Modulation	11a	Test Freq. (MHz)	5700
Polarization	Horizontal		

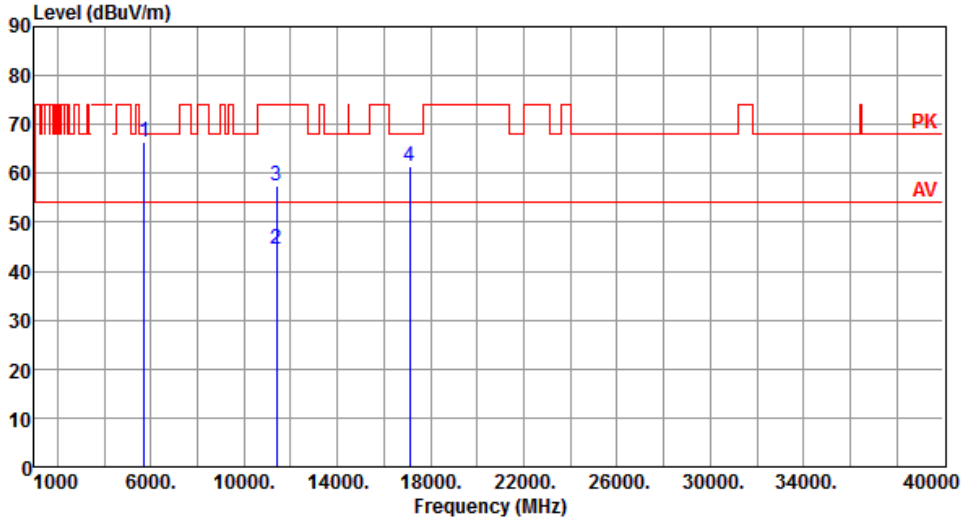

	Freq. MHz	Emission level dBuV/m	Limit dBuV/m	Margin dB	SA reading dBuV	Factor dB	Remark	ANT High cm	Turn Table deg
1	5725.00	66.57	68.20	-1.63	61.75	4.82	Peak	202	307
2	11400.00	44.56	54.00	-9.44	30.56	14.00	Average	100	295
3	11400.00	57.56	74.00	-16.44	43.56	14.00	Peak	100	295
4	17100.00	61.41	68.20	-6.79	43.74	17.67	Peak	100	325

Note 1: Emission Level (dBuV/m) = SA Reading (dBuV/m) + Factor* (dB)
*Factor includes antenna factor , cable loss and amplifier gain
Note 2: Margin (dB) = Emission level (dBuV/m) – Limit (dBuV/m).

Modulation	11a	Test Freq. (MHz)	5700
Polarization	Vertical		

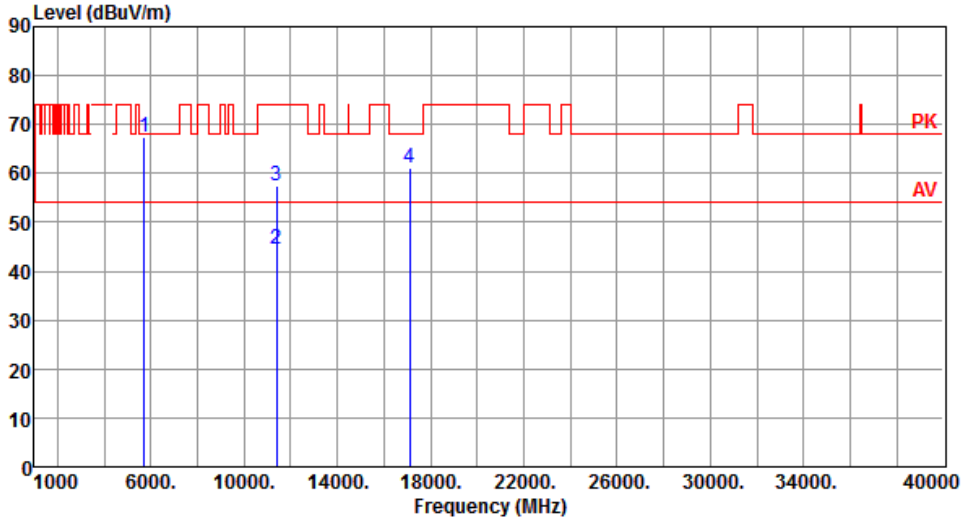

	Freq. MHz	Emission level dBuV/m	Limit dBuV/m	Margin dB	SA reading dBuV	Factor dB	Remark	ANT High cm	Turn Table deg
1	5725.00	67.32	68.20	-0.88	62.50	4.82	Peak	347	96
2	11400.00	44.36	54.00	-9.64	30.36	14.00	Average	100	260
3	11400.00	57.58	74.00	-16.42	43.58	14.00	Peak	100	260
4	17100.00	61.17	68.20	-7.03	43.50	17.67	Peak	100	236

Note 1: Emission Level (dBuV/m) = SA Reading (dBuV/m) + Factor* (dB)
*Factor includes antenna factor , cable loss and amplifier gain
Note 2: Margin (dB) = Emission level (dBuV/m) – Limit (dBuV/m).

Modulation	11a	Test Freq. (MHz)	5720
Polarization	Horizontal		

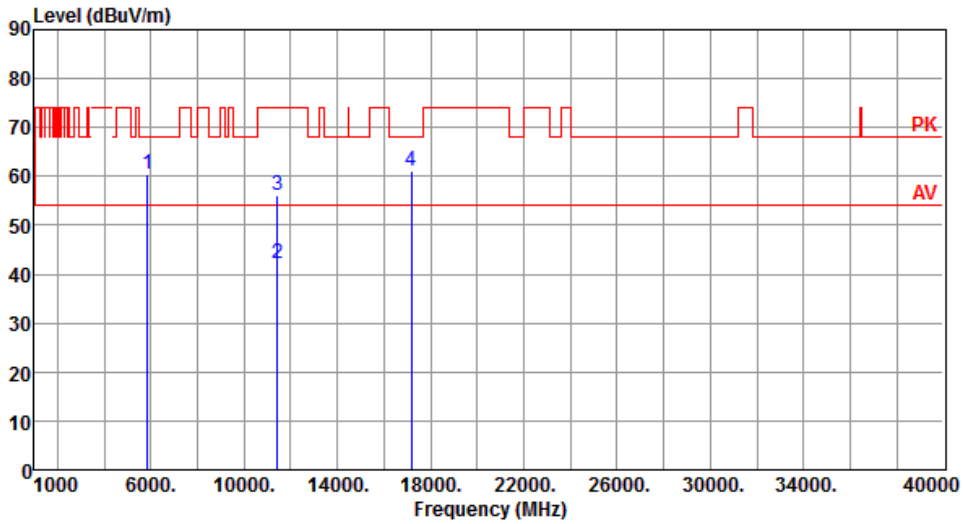

	Freq. MHz	Emission level dBuV/m	Limit dBuV/m	Margin dB	SA reading dBuV	Factor dB	Remark	ANT High cm	Turn Table deg
1	5850.00	60.33	68.20	-7.87	55.34	4.99	Peak	195	311
2	11440.00	42.23	54.00	-11.77	28.27	13.96	Average	100	60
3	11440.00	56.08	74.00	-17.92	42.12	13.96	Peak	100	60
4	17160.00	61.24	68.20	-6.96	43.41	17.83	Peak	100	70

Note 1: Emission Level (dBuV/m) = SA Reading (dBuV/m) + Factor* (dB)
*Factor includes antenna factor , cable loss and amplifier gain
Note 2: Margin (dB) = Emission level (dBuV/m) – Limit (dBuV/m).

Modulation	11a	Test Freq. (MHz)	5720
Polarization	Vertical		

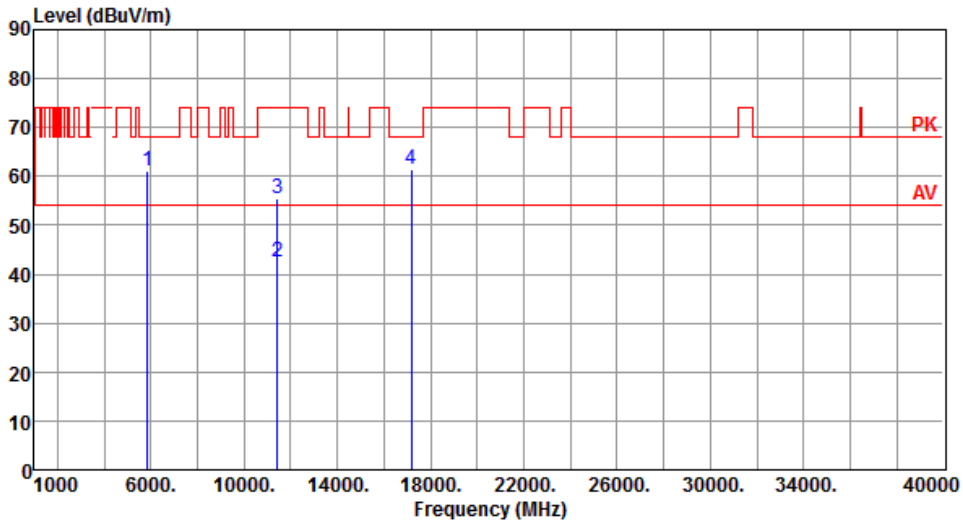

	Freq. MHz	Emission level dBuV/m	Limit dBuV/m	Margin dB	SA reading dBuV	Factor dB	Remark	ANT High cm	Turn Table deg
1	5850.00	60.97	68.20	-7.23	55.98	4.99	Peak	363	91
2	11440.00	42.67	54.00	-11.33	28.71	13.96	Average	100	60
3	11440.00	55.52	74.00	-18.48	41.56	13.96	Peak	100	60
4	17160.00	61.35	68.20	-6.85	43.52	17.83	Peak	100	20

Note 1: Emission Level (dBuV/m) = SA Reading (dBuV/m) + Factor* (dB)
*Factor includes antenna factor , cable loss and amplifier gain
Note 2: Margin (dB) = Emission level (dBuV/m) – Limit (dBuV/m).

Modulation	11a	Test Freq. (MHz)	5745
Polarization	Horizontal		

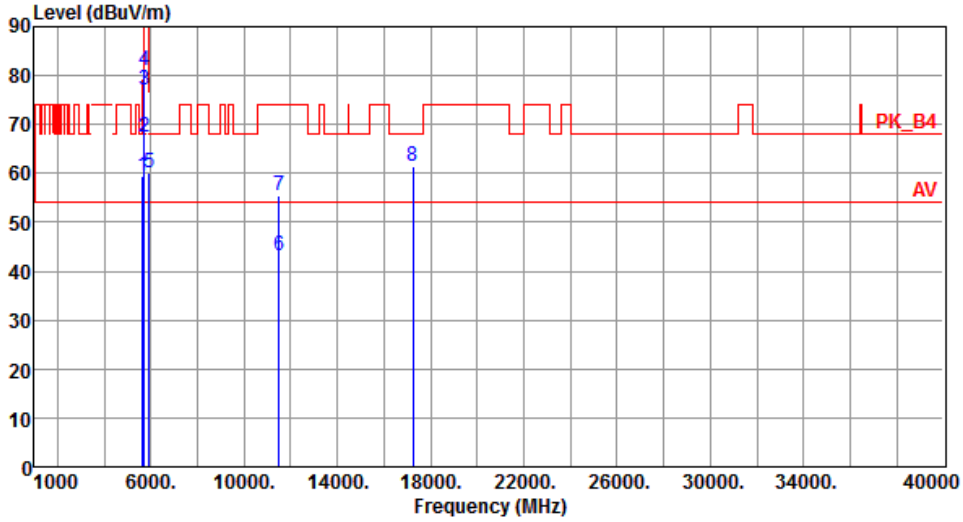

	Freq. MHz	Emission level dBuV/m	Limit dBuV/m	Margin dB	SA reading dBuV	Factor dB	Remark	ANT High cm	Turn Table deg
1	5650.00	59.33	68.20	-8.87	54.60	4.73	Peak	199	311
2	5700.00	67.46	105.20	-37.74	62.67	4.79	Peak	199	311
3	5720.00	77.19	110.80	-33.61	72.37	4.82	Peak	199	311
4	5725.00	80.99	122.20	-41.21	76.17	4.82	Peak	199	311
5	5925.00	59.99	68.20	-8.21	54.91	5.08	Peak	199	311
6	11490.00	43.31	54.00	-10.69	29.39	13.92	Average	100	30
7	11490.00	55.50	74.00	-18.50	41.58	13.92	Peak	100	30
8	17235.00	61.44	68.20	-6.76	43.41	18.03	Peak	100	60

Note 1: Emission Level (dBuV/m) = SA Reading (dBuV/m) + Factor* (dB)
*Factor includes antenna factor , cable loss and amplifier gain
Note 2: Margin (dB) = Emission level (dBuV/m) – Limit (dBuV/m).

Modulation	11a	Test Freq. (MHz)	5745
Polarization	Vertical		

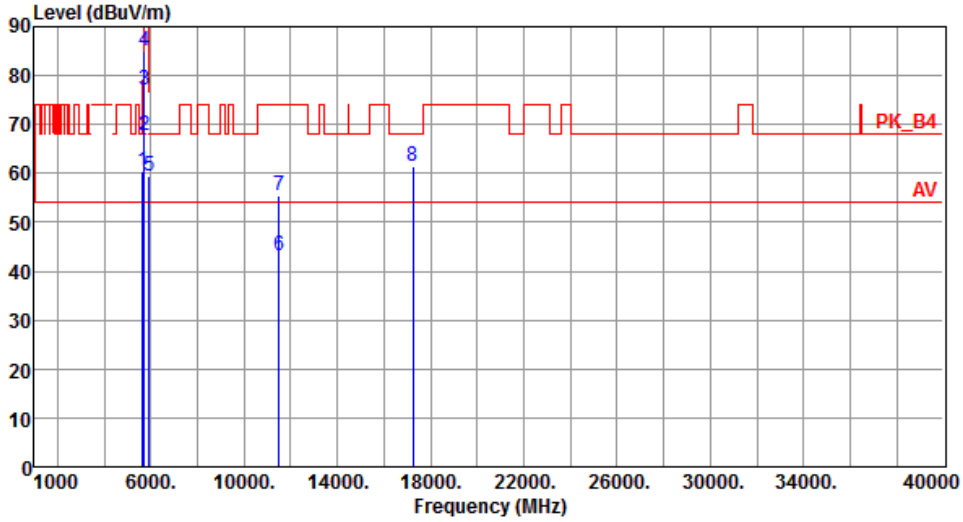

	Freq. MHz	Emission level dBuV/m	Limit dBuV/m	Margin dB	SA reading dBuV	Factor dB	Remark	ANT High cm	Turn Table deg
1	5650.00	60.35	68.20	-7.85	55.62	4.73	Peak	360	90
2	5700.00	67.63	105.20	-37.57	62.84	4.79	Peak	360	90
3	5720.00	77.01	110.80	-33.79	72.19	4.82	Peak	360	90
4	5725.00	84.88	122.20	-37.32	80.06	4.82	Peak	360	90
5	5925.00	59.46	68.20	-8.74	54.38	5.08	Peak	360	90
6	11490.00	43.33	54.00	-10.67	29.41	13.92	Average	100	60
7	11490.00	55.51	74.00	-18.49	41.59	13.92	Peak	100	60
8	17235.00	61.59	68.20	-6.61	43.56	18.03	Peak	100	70

Note 1: Emission Level (dBuV/m) = SA Reading (dBuV/m) + Factor* (dB)
*Factor includes antenna factor , cable loss and amplifier gain
Note 2: Margin (dB) = Emission level (dBuV/m) – Limit (dBuV/m).

Modulation	11a	Test Freq. (MHz)	5785
Polarization	Horizontal		

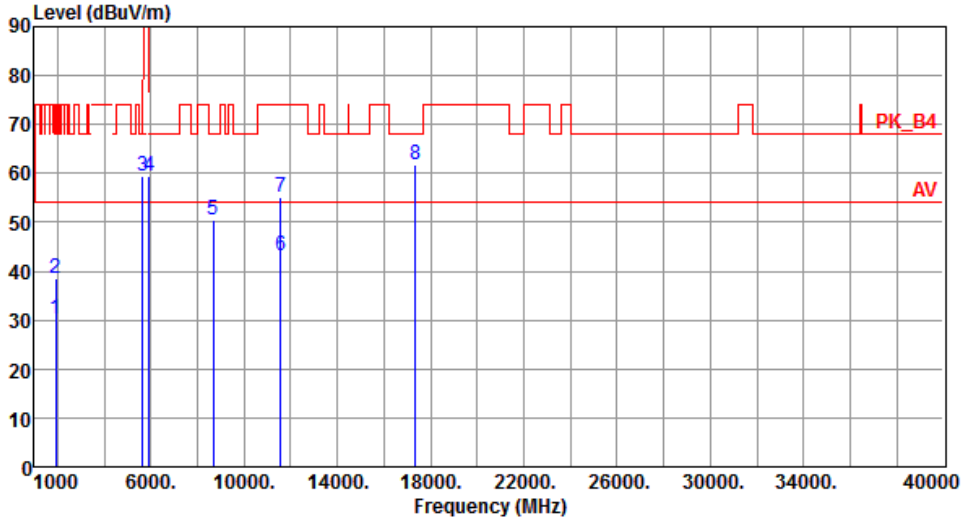

	Freq. MHz	Emission level dBuV/m	Limit dBuV/m	Margin dB	SA reading dBuV	Factor dB	Remark	ANT High cm	Turn Table deg
1	1928.33	30.12	54.00	-23.88	35.60	-5.48	Average	100	142
2	1928.33	38.62	74.00	-35.38	44.10	-5.48	Peak	100	142
3	5650.00	59.35	68.20	-8.85	54.62	4.73	Peak	170	321
4	5925.00	59.58	68.20	-8.62	54.50	5.08	Peak	170	321
5	8677.50	50.36	68.20	-17.84	40.57	9.79	Peak	100	30
6	11570.00	43.24	54.00	-10.76	29.41	13.83	Average	100	20
7	11570.00	55.19	74.00	-18.81	41.36	13.83	Peak	100	20
8	17355.00	61.62	68.20	-6.58	43.26	18.36	Peak	100	50

Note 1: Emission Level (dBuV/m) = SA Reading (dBuV/m) + Factor* (dB)
*Factor includes antenna factor , cable loss and amplifier gain
Note 2: Margin (dB) = Emission level (dBuV/m) – Limit (dBuV/m).

Modulation	11a	Test Freq. (MHz)	5785
Polarization	Vertical		

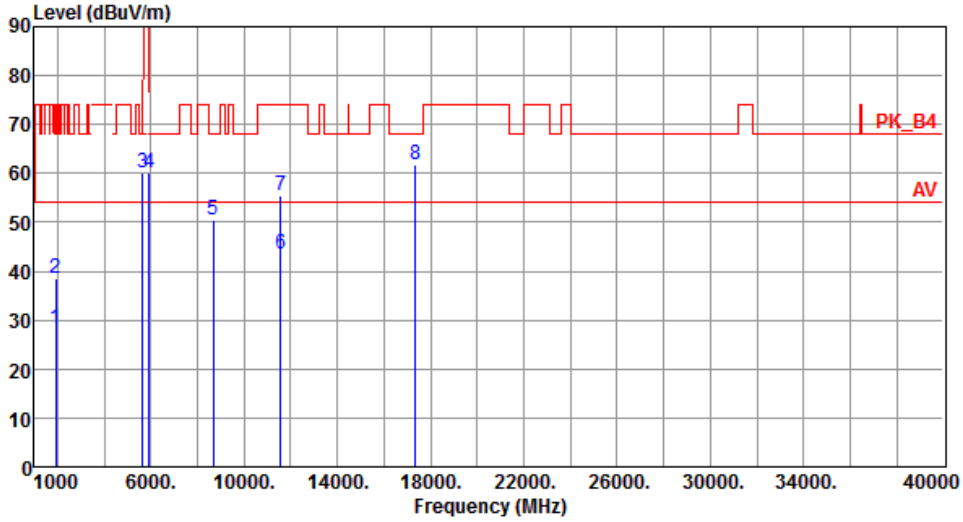

	Freq. MHz	Emission level dBuV/m	Limit dBuV/m	Margin dB	SA reading dBuV	Factor dB	Remark	ANT High cm	Turn Table deg
1	1928.33	28.13	54.00	-25.87	33.61	-5.48	Average	100	219
2	1928.33	38.42	74.00	-35.58	43.90	-5.48	Peak	100	219
3	5650.00	60.19	68.20	-8.01	55.46	4.73	Peak	355	89
4	5925.00	60.18	68.20	-8.02	55.10	5.08	Peak	355	89
5	8677.50	50.33	68.20	-17.87	40.54	9.79	Peak	100	40
6	11570.00	43.53	54.00	-10.47	29.70	13.83	Average	100	50
7	11570.00	55.39	74.00	-18.61	41.56	13.83	Peak	100	50
8	17355.00	61.64	68.20	-6.56	43.28	18.36	Peak	100	60

Note 1: Emission Level (dBuV/m) = SA Reading (dBuV/m) + Factor* (dB)
*Factor includes antenna factor , cable loss and amplifier gain
Note 2: Margin (dB) = Emission level (dBuV/m) – Limit (dBuV/m).

Modulation	11a	Test Freq. (MHz)	5825
Polarization	Horizontal		

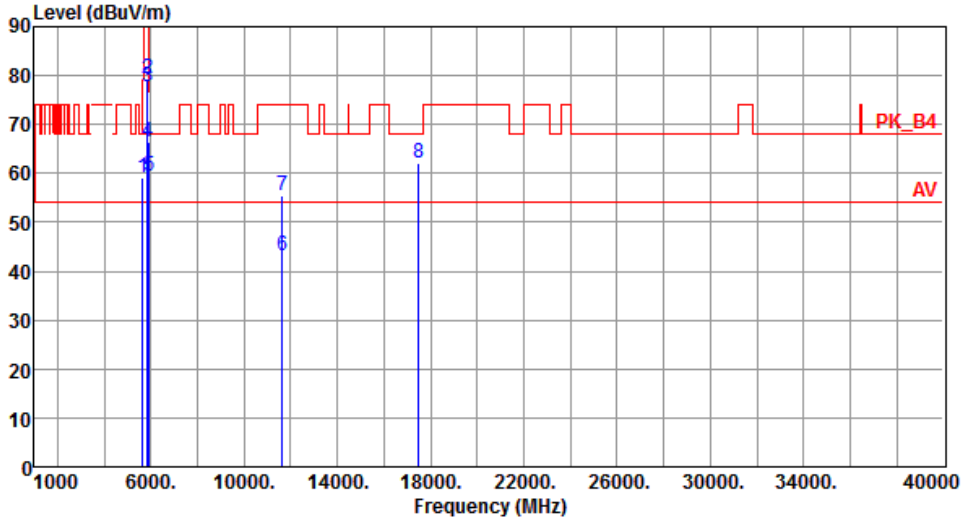

	Freq. MHz	Emission level dBuV/m	Limit dBuV/m	Margin dB	SA reading dBuV	Factor dB	Remark	ANT High cm	Turn Table deg
1	5650.00	58.96	68.20	-9.24	54.23	4.73	Peak	215	306
2	5850.00	79.47	122.20	-42.73	74.48	4.99	Peak	215	306
3	5855.00	77.57	110.80	-33.23	72.57	5.00	Peak	215	306
4	5875.00	66.50	105.20	-38.70	61.48	5.02	Peak	215	306
5	5925.00	59.39	68.20	-8.81	54.31	5.08	Peak	215	306
6	11650.00	43.08	54.00	-10.92	29.34	13.74	Average	100	200
7	11650.00	55.31	74.00	-18.69	41.57	13.74	Peak	100	200
8	17475.00	62.20	68.20	-6.00	43.51	18.69	Peak	100	115

Note 1: Emission Level (dBuV/m) = SA Reading (dBuV/m) + Factor* (dB)
*Factor includes antenna factor , cable loss and amplifier gain
Note 2: Margin (dB) = Emission level (dBuV/m) – Limit (dBuV/m).

Modulation	11a	Test Freq. (MHz)	5825
Polarization	Vertical		

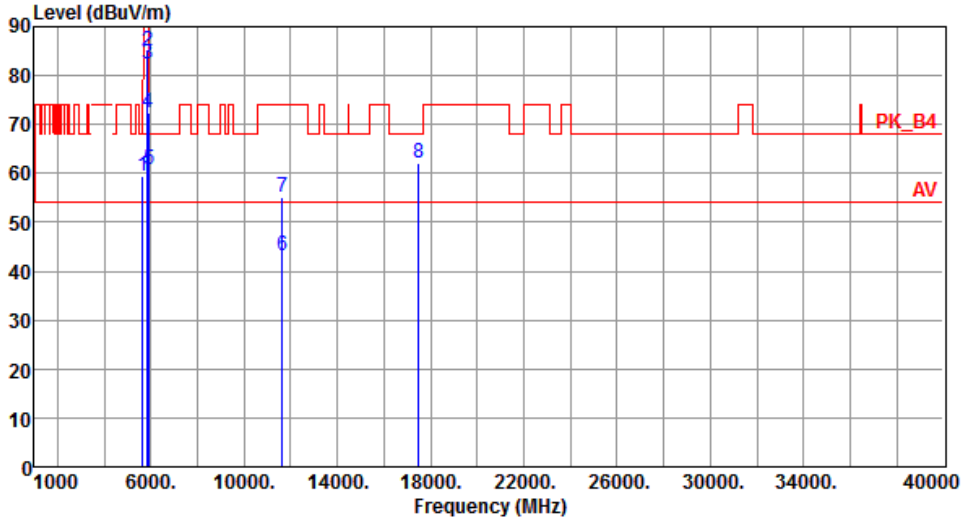

	Freq. MHz	Emission level dBuV/m	Limit dBuV/m	Margin dB	SA reading dBuV	Factor dB	Remark	ANT High cm	Turn Table deg
1	5650.00	59.35	68.20	-8.85	54.62	4.73	Peak	350	90
2	5850.00	85.01	122.20	-37.19	80.02	4.99	Peak	350	90
3	5855.00	82.30	110.80	-28.50	77.30	5.00	Peak	350	90
4	5875.00	72.32	105.20	-32.88	67.30	5.02	Peak	350	90
5	5925.00	60.80	68.20	-7.40	55.72	5.08	Peak	350	90
6	11650.00	43.08	54.00	-10.92	29.34	13.74	Average	100	90
7	11650.00	55.00	74.00	-19.00	41.26	13.74	Peak	100	90
8	17475.00	62.21	68.20	-5.99	43.52	18.69	Peak	100	70

Note 1: Emission Level (dBuV/m) = SA Reading (dBuV/m) + Factor* (dB)
*Factor includes antenna factor , cable loss and amplifier gain
Note 2: Margin (dB) = Emission level (dBuV/m) – Limit (dBuV/m).

3.5.16 Transmitter Radiated Unwanted Emissions (Above 1GHz) for VHT20

Modulation	VHT20	**Test Freq. (MHz)**	5180
Polarization	Horizontal		

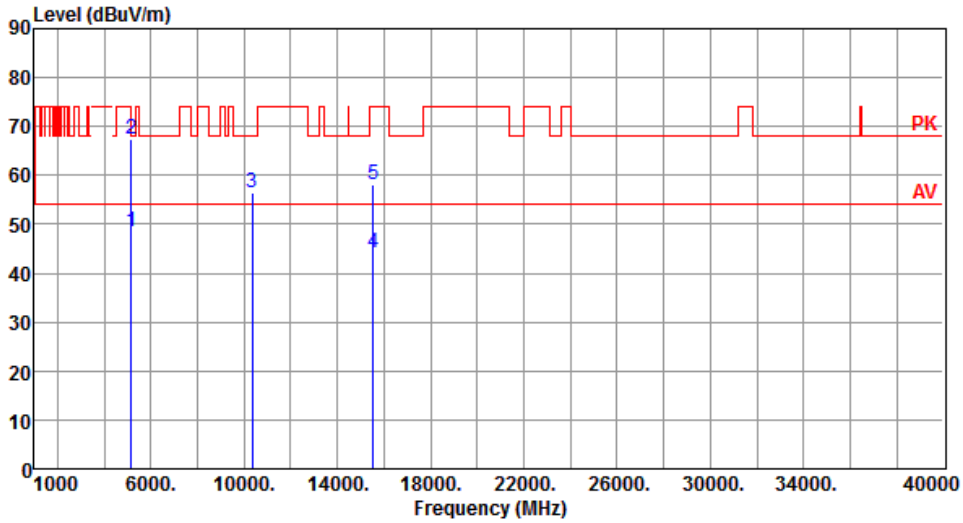

	Freq. MHz	Emission level dBuV/m	Limit dBuV/m	Margin dB	SA reading dBuV	Factor dB	Remark	ANT High cm	Turn Table deg
1	5150.00	48.61	54.00	-5.39	44.37	4.24	Average	213	316
2	5150.00	67.39	74.00	-6.61	63.15	4.24	Peak	213	316
3	10360.00	56.41	68.20	-11.79	42.72	13.69	Peak	100	321
4	15540.00	44.25	54.00	-9.75	29.56	14.69	Average	100	323
5	15540.00	58.01	74.00	-15.99	43.32	14.69	Peak	100	323

Note 1: Emission Level (dBuV/m) = SA Reading (dBuV/m) + Factor* (dB)
*Factor includes antenna factor , cable loss and amplifier gain
Note 2: Margin (dB) = Emission level (dBuV/m) – Limit (dBuV/m).

Modulation	VHT20	Test Freq. (MHz)	5180
Polarization	Vertical		

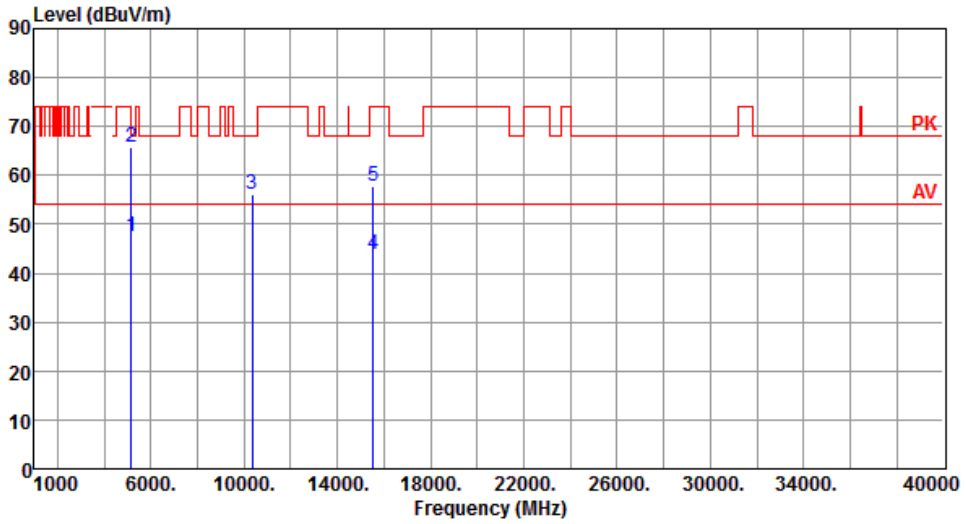

	Freq. MHz	Emission level dBuV/m	Limit dBuV/m	Margin dB	SA reading dBuV	Factor dB	Remark	ANT High cm	Turn Table deg
1	5150.00	47.54	54.00	-6.46	43.30	4.24	Average	159	107
2	5150.00	65.86	74.00	-8.14	61.62	4.24	Peak	159	107
3	10360.00	56.03	68.20	-12.17	42.34	13.69	Peak	100	105
4	15540.00	43.92	54.00	-10.08	29.23	14.69	Average	100	110
5	15540.00	57.79	74.00	-16.21	43.10	14.69	Peak	100	110

Note 1: Emission Level (dBuV/m) = SA Reading (dBuV/m) + Factor* (dB)
*Factor includes antenna factor , cable loss and amplifier gain
Note 2: Margin (dB) = Emission level (dBuV/m) – Limit (dBuV/m).

Modulation	VHT20	Test Freq. (MHz)	5200
Polarization	Horizontal		

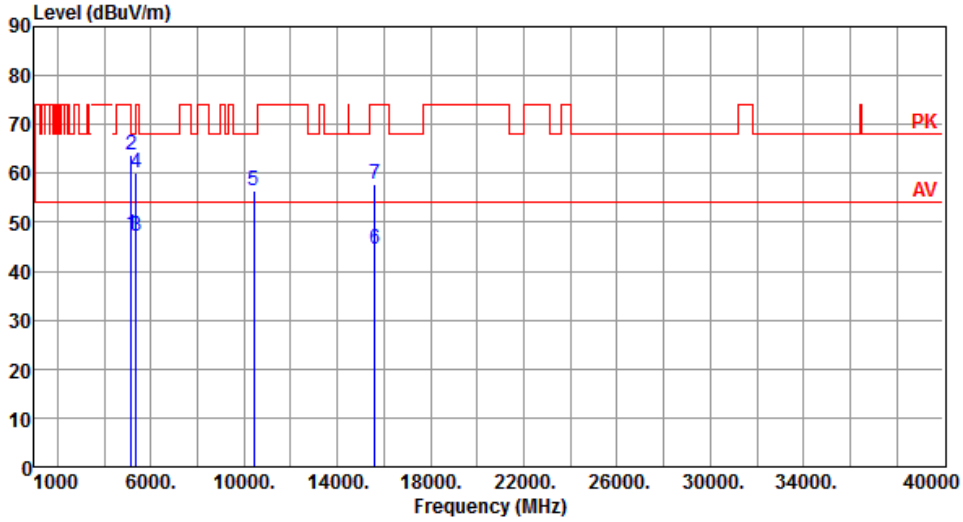

	Freq. MHz	Emission level dBuV/m	Limit dBuV/m	Margin dB	SA reading dBuV	Factor dB	Remark	ANT High cm	Turn Table deg
1	5150.00	47.34	54.00	-6.66	43.10	4.24	Average	223	318
2	5150.00	63.62	74.00	-10.38	59.38	4.24	Peak	223	318
3	5350.00	47.28	54.00	-6.72	42.85	4.43	Average	223	318
4	5350.00	59.97	74.00	-14.03	55.54	4.43	Peak	223	318
5	10400.00	56.40	68.20	-11.80	42.69	13.71	Peak	100	308
6	15600.00	44.34	54.00	-9.66	29.69	14.65	Average	100	321
7	15600.00	57.86	74.00	-16.14	43.21	14.65	Peak	100	321

Note 1: Emission Level (dBuV/m) = SA Reading (dBuV/m) + Factor* (dB)
*Factor includes antenna factor , cable loss and amplifier gain
Note 2: Margin (dB) = Emission level (dBuV/m) – Limit (dBuV/m).

Modulation	VHT20	Test Freq. (MHz)	5200
Polarization	Vertical		

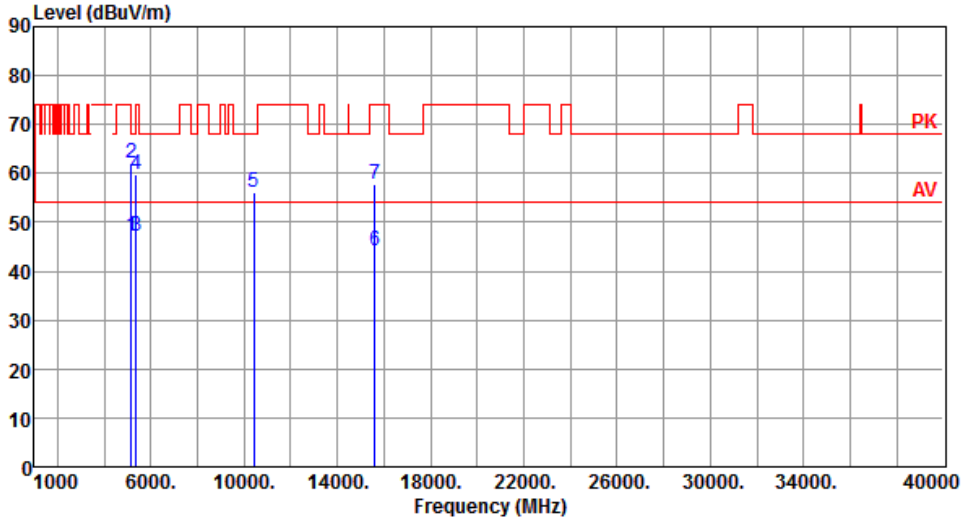

	Freq. MHz	Emission level dBuV/m	Limit dBuV/m	Margin dB	SA reading dBuV	Factor dB	Remark	ANT High cm	Turn Table deg
1	5150.00	47.10	54.00	-6.90	42.86	4.24	Average	159	109
2	5150.00	61.97	74.00	-12.03	57.73	4.24	Peak	159	109
3	5350.00	47.12	54.00	-6.88	42.69	4.43	Average	159	109
4	5350.00	59.90	74.00	-14.10	55.47	4.43	Peak	159	109
5	10400.00	56.12	68.20	-12.08	42.41	13.71	Peak	100	101
6	15600.00	44.16	54.00	-9.84	29.51	14.65	Average	100	111
7	15600.00	57.77	74.00	-16.23	43.12	14.65	Peak	100	111

Note 1: Emission Level (dBuV/m) = SA Reading (dBuV/m) + Factor* (dB)
*Factor includes antenna factor , cable loss and amplifier gain
Note 2: Margin (dB) = Emission level (dBuV/m) – Limit (dBuV/m).

Modulation	VHT20	Test Freq. (MHz)	5240
Polarization	Horizontal		

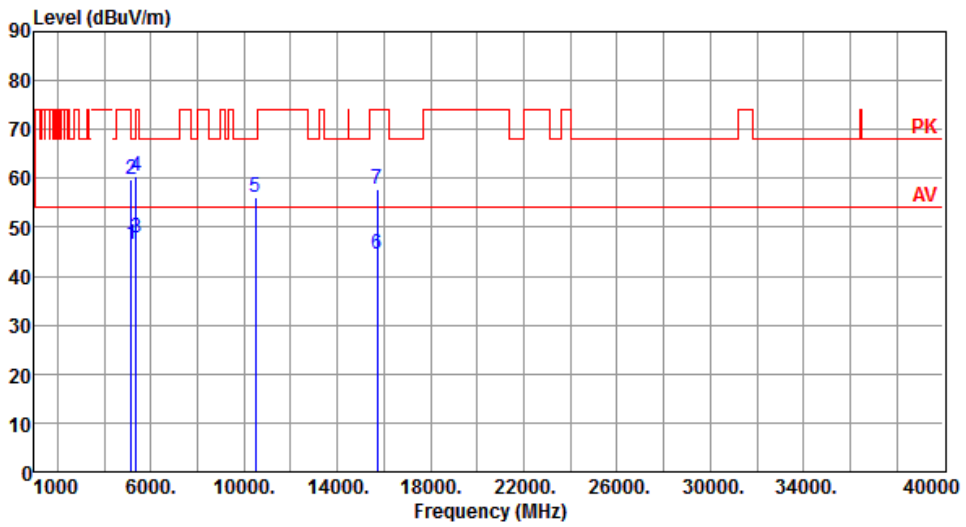

	Freq. MHz	Emission level dBuV/m	Limit dBuV/m	Margin dB	SA reading dBuV	Factor dB	Remark	ANT High cm	Turn Table deg
1	5150.00	46.60	54.00	-7.40	42.36	4.24	Average	200	307
2	5150.00	59.65	74.00	-14.35	55.41	4.24	Peak	200	307
3	5350.00	47.83	54.00	-6.17	43.40	4.43	Average	200	307
4	5350.00	60.53	74.00	-13.47	56.10	4.43	Peak	200	307
5	10480.00	56.11	68.20	-12.09	42.37	13.74	Peak	100	305
6	15720.00	44.38	54.00	-9.62	29.80	14.58	Average	100	301
7	15720.00	57.82	74.00	-16.18	43.24	14.58	Peak	100	301

Note 1: Emission Level (dBuV/m) = SA Reading (dBuV/m) + Factor* (dB)
*Factor includes antenna factor , cable loss and amplifier gain
Note 2: Margin (dB) = Emission level (dBuV/m) – Limit (dBuV/m).

Modulation	VHT20	Test Freq. (MHz)	5240
Polarization	Vertical		

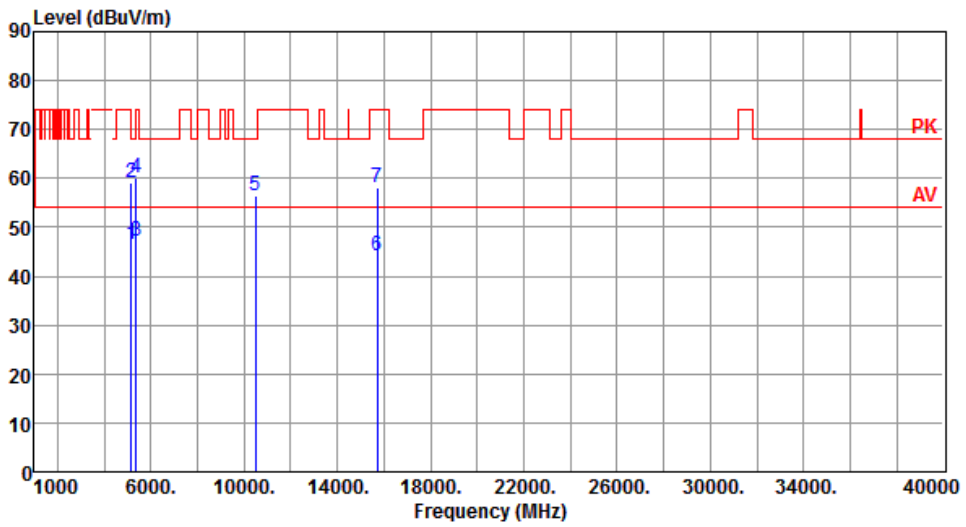

	Freq. MHz	Emission level dBuV/m	Limit dBuV/m	Margin dB	SA reading dBuV	Factor dB	Remark	ANT High cm	Turn Table deg
1	5150.00	46.38	54.00	-7.62	42.14	4.24	Average	161	111
2	5150.00	59.22	74.00	-14.78	54.98	4.24	Peak	161	111
3	5350.00	47.06	54.00	-6.94	42.63	4.43	Average	161	111
4	5350.00	60.06	74.00	-13.94	55.63	4.43	Peak	161	111
5	10480.00	56.48	68.20	-11.72	42.74	13.74	Peak	100	112
6	15720.00	44.15	54.00	-9.85	29.57	14.58	Average	100	109
7	15720.00	57.98	74.00	-16.02	43.40	14.58	Peak	100	109

Note 1: Emission Level (dBuV/m) = SA Reading (dBuV/m) + Factor* (dB)
*Factor includes antenna factor , cable loss and amplifier gain
Note 2: Margin (dB) = Emission level (dBuV/m) – Limit (dBuV/m).

Modulation	VHT20	Test Freq. (MHz)	5260
Polarization	Horizontal		

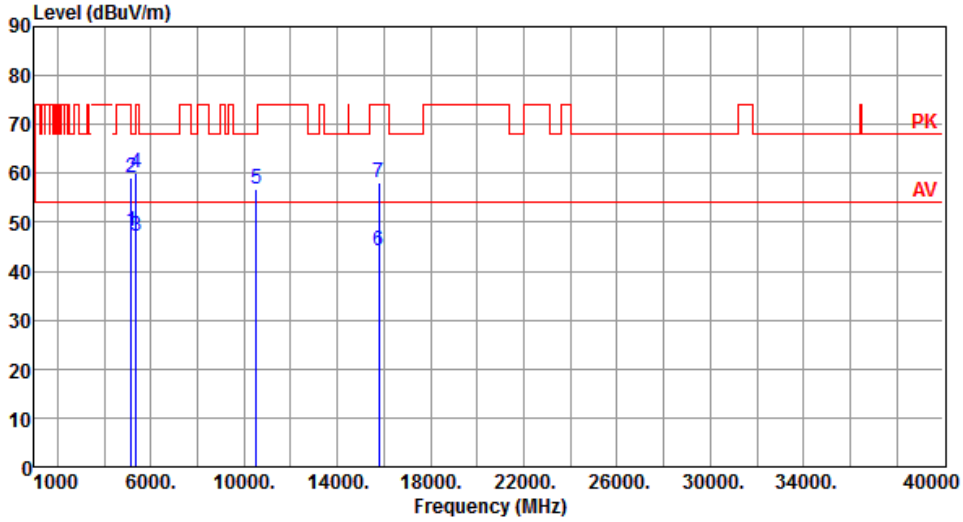

	Freq. MHz	Emission level dBuV/m	Limit dBuV/m	Margin dB	SA reading dBuV	Factor dB	Remark	ANT High cm	Turn Table deg
1	5150.00	48.13	54.00	-5.87	43.89	4.24	Average	219	304
2	5150.00	59.23	74.00	-14.77	54.99	4.24	Peak	219	304
3	5350.00	47.10	54.00	-6.90	42.67	4.43	Average	219	304
4	5350.00	60.01	74.00	-13.99	55.58	4.43	Peak	219	304
5	10520.00	56.65	68.20	-11.55	42.88	13.77	Peak	100	299
6	15780.00	44.09	54.00	-9.91	29.54	14.55	Average	100	309
7	15780.00	58.13	74.00	-15.87	43.58	14.55	Peak	100	309

Note 1: Emission Level (dBuV/m) = SA Reading (dBuV/m) + Factor* (dB)
*Factor includes antenna factor , cable loss and amplifier gain
Note 2: Margin (dB) = Emission level (dBuV/m) – Limit (dBuV/m).

Modulation	VHT20	Test Freq. (MHz)	5260
Polarization	Vertical		

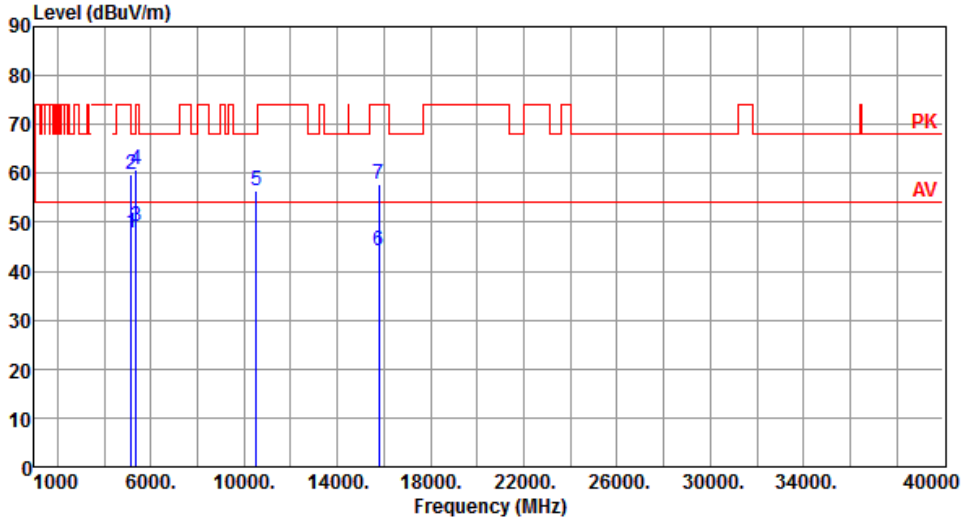

	Freq. MHz	Emission level dBuV/m	Limit dBuV/m	Margin dB	SA reading dBuV	Factor dB	Remark	ANT High cm	Turn Table deg
1	5150.00	47.81	54.00	-6.19	43.57	4.24	Average	161	109
2	5150.00	59.88	74.00	-14.12	55.64	4.24	Peak	161	109
3	5350.00	49.24	54.00	-4.76	44.81	4.43	Average	161	109
4	5350.00	60.94	74.00	-13.06	56.51	4.43	Peak	161	109
5	10520.00	56.46	68.20	-11.74	42.69	13.77	Peak	100	108
6	15780.00	44.09	54.00	-9.91	29.54	14.55	Average	100	111
7	15780.00	57.67	74.00	-16.33	43.12	14.55	Peak	100	111

Note 1: Emission Level (dBuV/m) = SA Reading (dBuV/m) + Factor* (dB)
*Factor includes antenna factor , cable loss and amplifier gain
Note 2: Margin (dB) = Emission level (dBuV/m) – Limit (dBuV/m).

Modulation	VHT20	Test Freq. (MHz)	5300
Polarization	Horizontal		

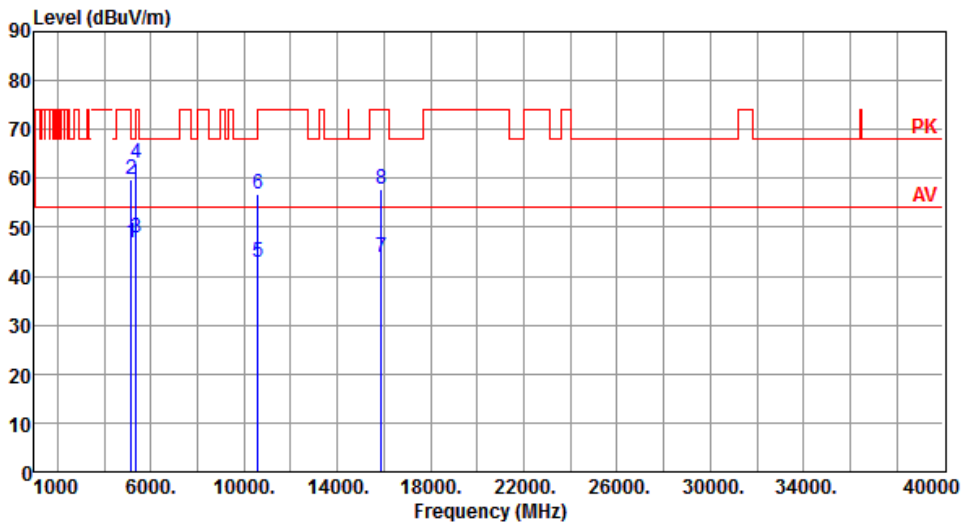

	Freq. MHz	Emission level dBuV/m	Limit dBuV/m	Margin dB	SA reading dBuV	Factor dB	Remark	ANT High cm	Turn Table deg
1	5150.00	46.79	54.00	-7.21	42.55	4.24	Average	258	308
2	5150.00	59.92	74.00	-14.08	55.68	4.24	Peak	258	308
3	5350.00	47.81	54.00	-6.19	43.38	4.43	Average	258	308
4	5350.00	63.21	74.00	-10.79	58.78	4.43	Peak	258	308
5	10600.00	42.81	54.00	-11.19	28.94	13.87	Average	100	302
6	10600.00	56.67	74.00	-17.33	42.80	13.87	Peak	100	302
7	15900.00	43.95	54.00	-10.05	29.47	14.48	Average	100	305
8	15900.00	57.72	74.00	-16.28	43.24	14.48	Peak	100	305

Note 1: Emission Level (dBuV/m) = SA Reading (dBuV/m) + Factor* (dB)
*Factor includes antenna factor , cable loss and amplifier gain
Note 2: Margin (dB) = Emission level (dBuV/m) – Limit (dBuV/m).

Modulation	VHT20	Test Freq. (MHz)	5300
Polarization	Vertical		

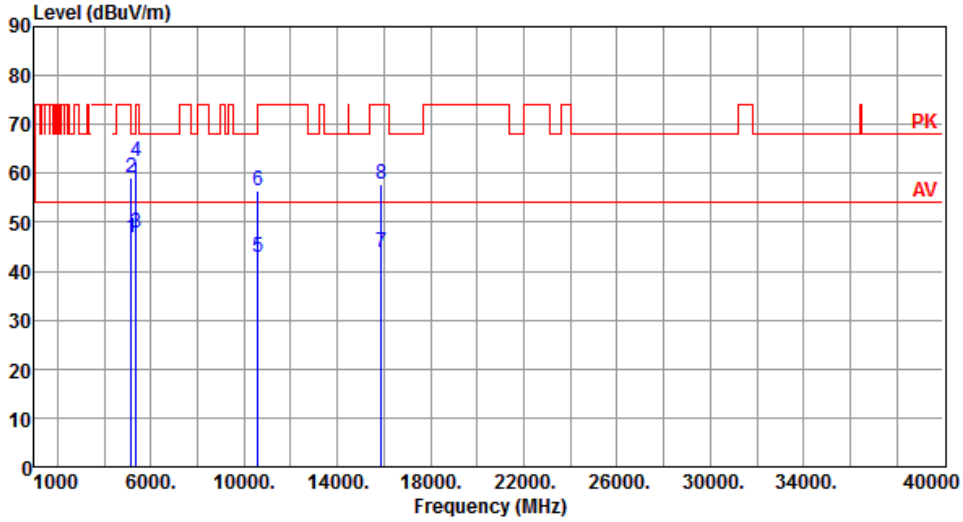

	Freq. MHz	Emission level dBuV/m	Limit dBuV/m	Margin dB	SA reading dBuV	Factor dB	Remark	ANT High cm	Turn Table deg
1	5150.00	46.78	54.00	-7.22	42.54	4.24	Average	159	109
2	5150.00	59.11	74.00	-14.89	54.87	4.24	Peak	159	109
3	5350.00	47.72	54.00	-6.28	43.29	4.43	Average	159	109
4	5350.00	62.58	74.00	-11.42	58.15	4.43	Peak	159	109
5	10600.00	42.84	54.00	-11.16	28.97	13.87	Average	100	104
6	10600.00	56.51	74.00	-17.49	42.64	13.87	Peak	100	104
7	15900.00	43.71	54.00	-10.29	29.23	14.48	Average	100	112
8	15900.00	57.65	74.00	-16.35	43.17	14.48	Peak	100	112

Note 1: Emission Level (dBuV/m) = SA Reading (dBuV/m) + Factor* (dB)
*Factor includes antenna factor , cable loss and amplifier gain
Note 2: Margin (dB) = Emission level (dBuV/m) – Limit (dBuV/m).

Modulation	VHT20	Test Freq. (MHz)	5320
Polarization	Horizontal		

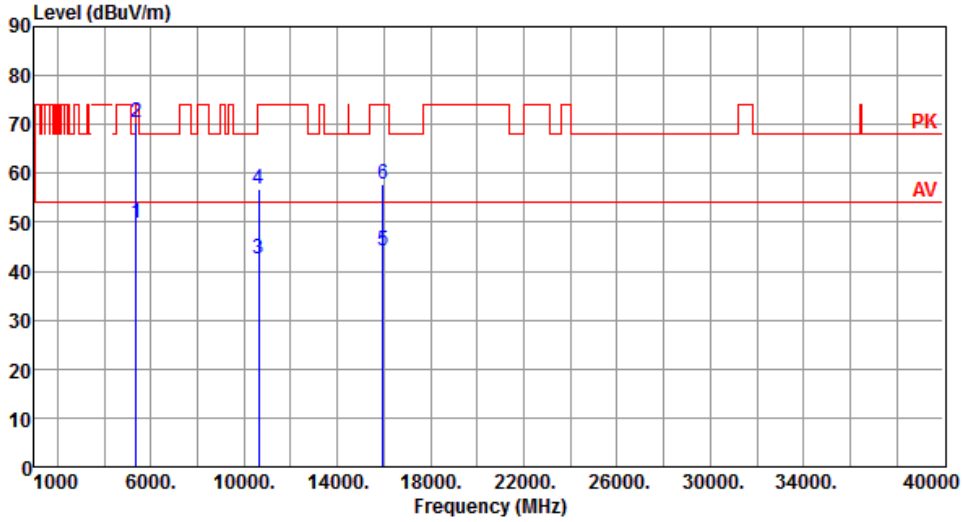

	Freq. MHz	Emission level dBuV/m	Limit dBuV/m	Margin dB	SA reading dBuV	Factor dB	Remark	ANT High cm	Turn Table deg
1	5350.00	49.78	54.00	-4.22	45.35	4.43	Average	211	306
2	5350.00	70.38	74.00	-3.62	65.95	4.43	Peak	211	306
3	10640.00	42.59	54.00	-11.41	28.67	13.92	Average	100	301
4	10640.00	56.67	74.00	-17.33	42.75	13.92	Peak	100	301
5	15960.00	44.24	54.00	-9.76	29.80	14.44	Average	100	311
6	15960.00	57.72	74.00	-16.28	43.28	14.44	Peak	100	311

Note 1: Emission Level (dBuV/m) = SA Reading (dBuV/m) + Factor* (dB)
*Factor includes antenna factor , cable loss and amplifier gain
Note 2: Margin (dB) = Emission level (dBuV/m) – Limit (dBuV/m).

Modulation	VHT20	Test Freq. (MHz)	5320
Polarization	Vertical		

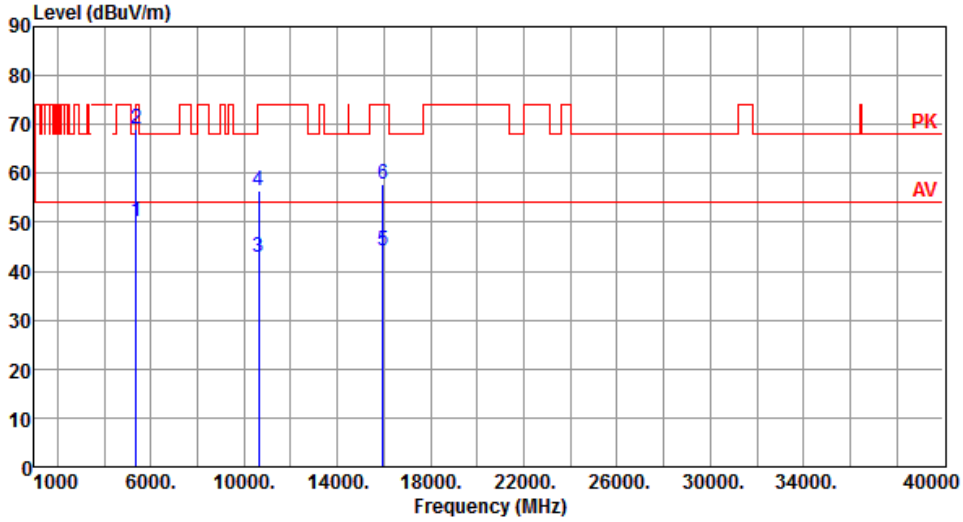

	Freq. MHz	Emission level dBuV/m	Limit dBuV/m	Margin dB	SA reading dBuV	Factor dB	Remark	ANT High cm	Turn Table deg
1	5350.00	50.03	54.00	-3.97	45.60	4.43	Average	161	108
2	5350.00	69.17	74.00	-4.83	64.74	4.43	Peak	161	108
3	10640.00	42.91	54.00	-11.09	28.99	13.92	Average	100	104
4	10640.00	56.52	74.00	-17.48	42.60	13.92	Peak	100	104
5	15960.00	44.15	54.00	-9.85	29.71	14.44	Average	100	109
6	15960.00	57.71	74.00	-16.29	43.27	14.44	Peak	100	109

Note 1: Emission Level (dBuV/m) = SA Reading (dBuV/m) + Factor* (dB)
*Factor includes antenna factor , cable loss and amplifier gain
Note 2: Margin (dB) = Emission level (dBuV/m) – Limit (dBuV/m).

Modulation	VHT20	Test Freq. (MHz)	5500
Polarization	Horizontal		

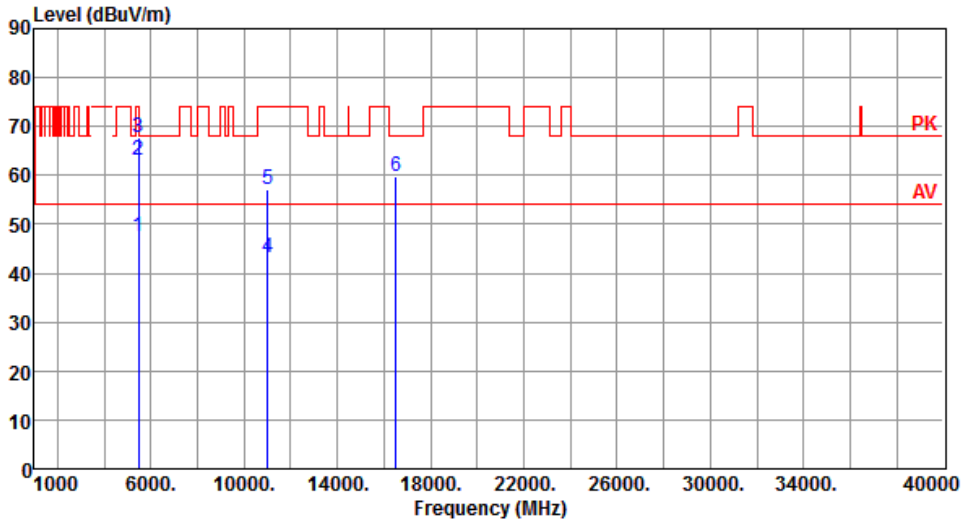

	Freq. MHz	Emission level dBuV/m	Limit dBuV/m	Margin dB	SA reading dBuV	Factor dB	Remark	ANT High cm	Turn Table deg
1	5460.00	47.40	54.00	-6.60	42.89	4.51	Average	203	310
2	5460.00	63.17	74.00	-10.83	58.66	4.51	Peak	203	310
3	5470.00	67.78	68.20	-0.42	63.26	4.52	Peak	203	310
4	11000.00	43.08	54.00	-10.92	28.74	14.34	Average	100	354
5	11000.00	57.03	74.00	-16.97	42.69	14.34	Peak	100	354
6	16500.00	59.72	68.20	-8.48	43.24	16.48	Peak	100	314

Note 1: Emission Level (dBuV/m) = SA Reading (dBuV/m) + Factor* (dB)
*Factor includes antenna factor , cable loss and amplifier gain
Note 2: Margin (dB) = Emission level (dBuV/m) – Limit (dBuV/m).

Modulation	VHT20	Test Freq. (MHz)	5500
Polarization	Vertical		

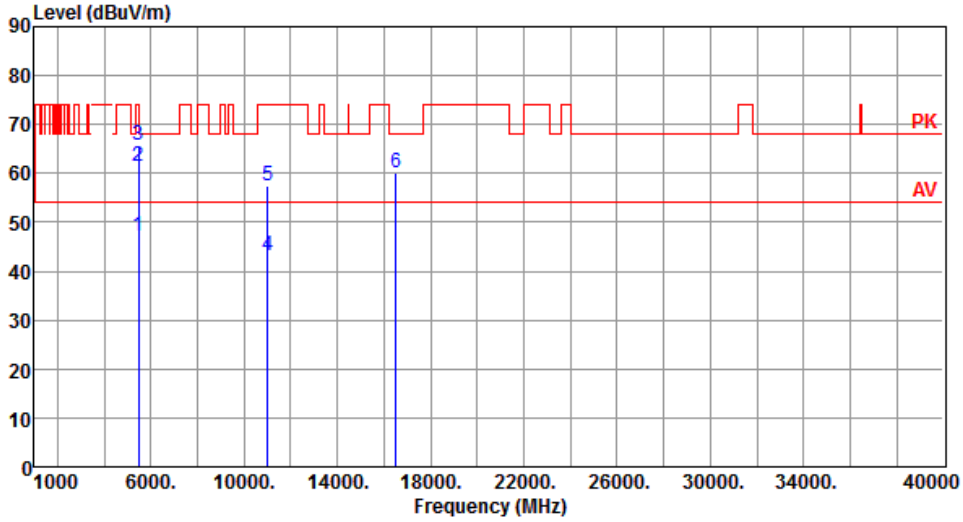

	Freq. MHz	Emission level dBuV/m	Limit dBuV/m	Margin dB	SA reading dBuV	Factor dB	Remark	ANT High cm	Turn Table deg
1	5460.00	47.09	54.00	-6.91	42.58	4.51	Average	235	98
2	5460.00	61.44	74.00	-12.56	56.93	4.51	Peak	235	98
3	5470.00	65.76	68.20	-2.44	61.24	4.52	Peak	235	98
4	11000.00	43.15	54.00	-10.85	28.81	14.34	Average	100	241
5	11000.00	57.61	74.00	-16.39	43.27	14.34	Peak	100	241
6	16500.00	60.02	68.20	-8.18	43.54	16.48	Peak	100	102

Note 1: Emission Level (dBuV/m) = SA Reading (dBuV/m) + Factor* (dB)
*Factor includes antenna factor , cable loss and amplifier gain
Note 2: Margin (dB) = Emission level (dBuV/m) – Limit (dBuV/m).

Modulation	VHT20	Test Freq. (MHz)	5580
Polarization	Horizontal		

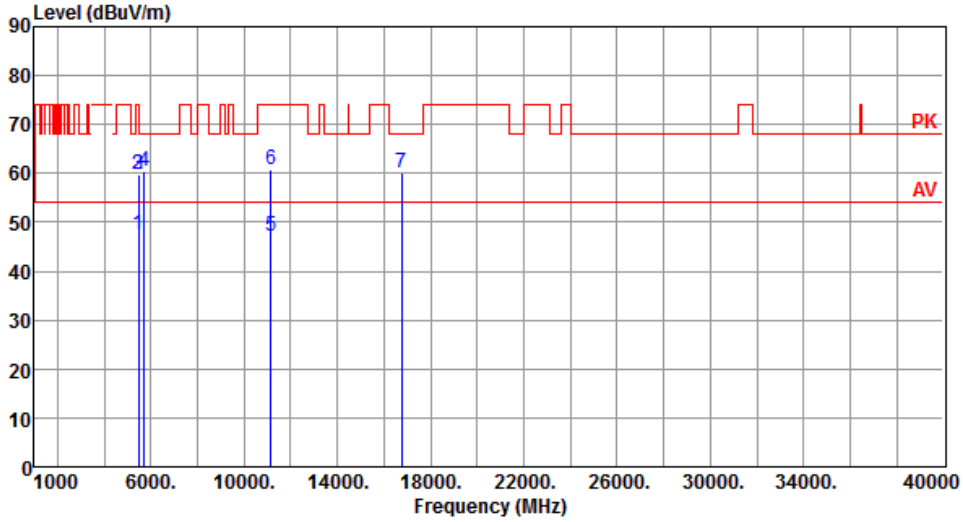

	Freq. MHz	Emission level dBuV/m	Limit dBuV/m	Margin dB	SA reading dBuV	Factor dB	Remark	ANT High cm	Turn Table deg
1	5460.00	47.48	54.00	-6.52	42.97	4.51	Average	226	307
2	5460.00	59.82	74.00	-14.18	55.31	4.51	Peak	226	307
3	5470.00	59.93	68.20	-8.27	55.41	4.52	Peak	226	307
4	5725.00	60.49	68.20	-7.71	55.67	4.82	Peak	226	307
5	11160.00	47.10	54.00	-6.90	32.90	14.20	Average	324	356
6	11160.00	60.80	74.00	-13.20	46.60	14.20	Peak	324	356
7	16740.00	60.13	68.20	-8.07	43.21	16.92	Peak	100	301

Note 1: Emission Level (dBuV/m) = SA Reading (dBuV/m) + Factor* (dB)
*Factor includes antenna factor , cable loss and amplifier gain
Note 2: Margin (dB) = Emission level (dBuV/m) – Limit (dBuV/m).

Modulation	VHT20	Test Freq. (MHz)	5580
Polarization	Vertical		

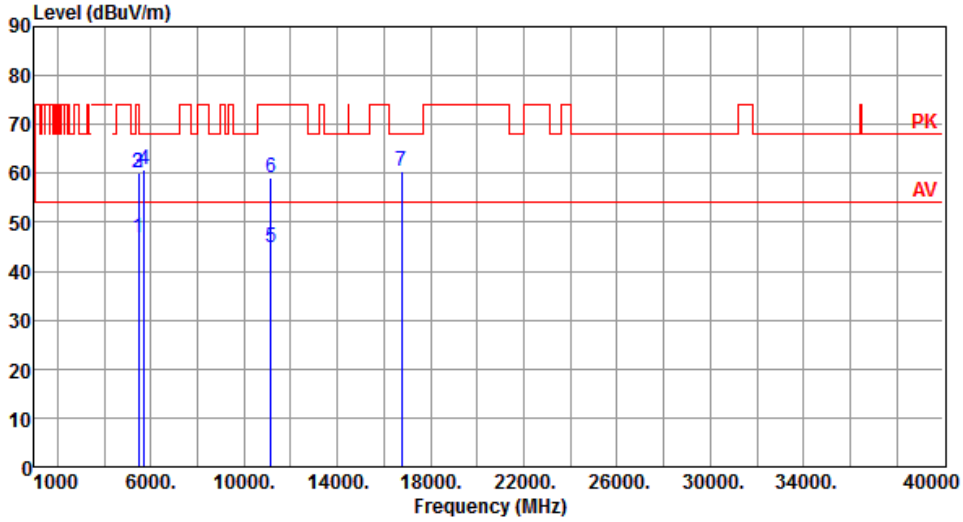

	Freq. MHz	Emission level dBuV/m	Limit dBuV/m	Margin dB	SA reading dBuV	Factor dB	Remark	ANT High cm	Turn Table deg
1	5460.00	46.98	54.00	-7.02	42.47	4.51	Average	115	108
2	5460.00	60.22	74.00	-13.78	55.71	4.51	Peak	115	108
3	5470.00	60.16	68.20	-8.04	55.64	4.52	Peak	115	108
4	5725.00	60.69	68.20	-7.51	55.87	4.82	Peak	115	108
5	11160.00	44.72	54.00	-9.28	30.52	14.20	Average	100	239
6	11160.00	59.27	74.00	-14.73	45.07	14.20	Peak	100	239
7	16740.00	60.39	68.20	-7.81	43.47	16.92	Peak	100	104

Note 1: Emission Level (dBuV/m) = SA Reading (dBuV/m) + Factor* (dB)
*Factor includes antenna factor , cable loss and amplifier gain
Note 2: Margin (dB) = Emission level (dBuV/m) – Limit (dBuV/m).

Modulation	VHT20	Test Freq. (MHz)	5700
Polarization	Horizontal		

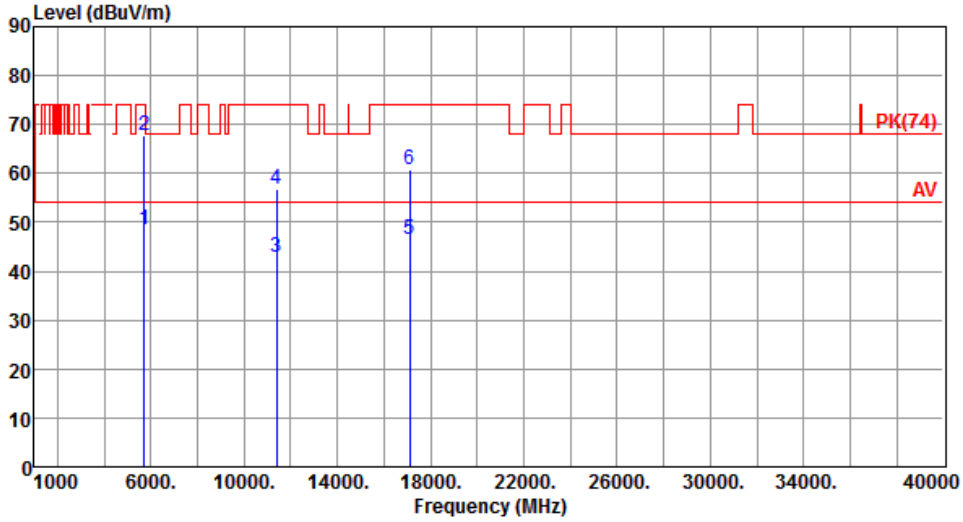

	Freq. MHz	Emission level dBuV/m	Limit dBuV/m	Margin dB	SA reading dBuV	Factor dB	Remark	ANT High cm	Turn Table deg
1	5725.00	48.40	54.00	-5.60	43.58	4.82	Average	204	311
2	5725.00	67.60	74.00	-6.40	62.78	4.82	Peak	204	311
3	11400.00	42.75	54.00	-11.25	28.75	14.00	Average	100	344
4	11400.00	56.89	74.00	-17.11	42.89	14.00	Peak	100	344
5	17100.00	46.64	54.00	-7.36	28.97	17.67	Average	100	315
6	17100.00	60.90	74.00	-13.10	43.23	17.67	Peak	100	315

Note 1: Emission Level (dBuV/m) = SA Reading (dBuV/m) + Factor* (dB)
*Factor includes antenna factor , cable loss and amplifier gain
Note 2: Margin (dB) = Emission level (dBuV/m) – Limit (dBuV/m).

Modulation	VHT20	Test Freq. (MHz)	5700
Polarization	Vertical		

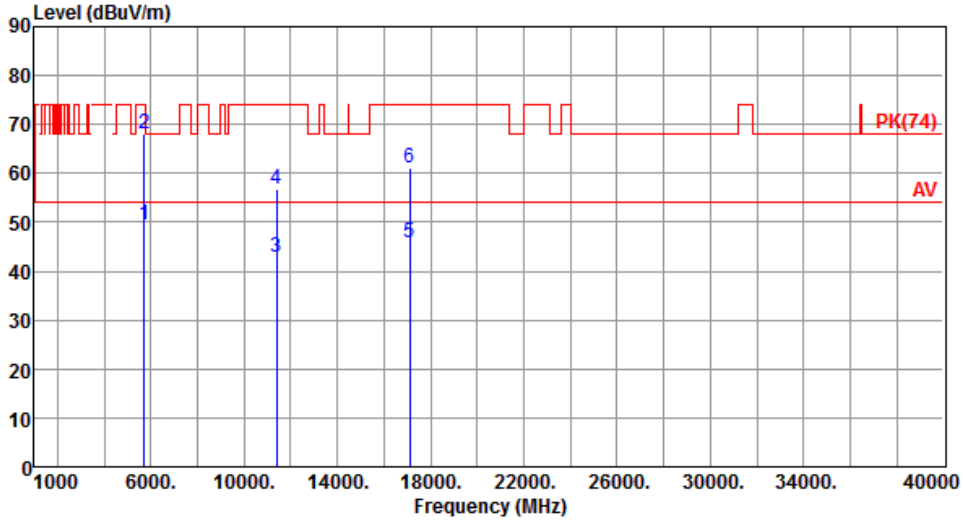

	Freq. MHz	Emission level dBuV/m	Limit dBuV/m	Margin dB	SA reading dBuV	Factor dB	Remark	ANT High cm	Turn Table deg
1	5725.00	49.53	54.00	-4.47	44.71	4.82	Average	177	109
2	5725.00	68.03	74.00	-5.97	63.21	4.82	Peak	177	109
3	11400.00	42.71	54.00	-11.29	28.71	14.00	Average	100	234
4	11400.00	56.68	74.00	-17.32	42.68	14.00	Peak	100	234
5	17100.00	45.80	54.00	-8.20	28.13	17.67	Average	100	105
6	17100.00	60.94	74.00	-13.06	43.27	17.67	Peak	100	105

Note 1: Emission Level (dBuV/m) = SA Reading (dBuV/m) + Factor* (dB)
*Factor includes antenna factor , cable loss and amplifier gain
Note 2: Margin (dB) = Emission level (dBuV/m) – Limit (dBuV/m).

Modulation	VHT20	Test Freq. (MHz)	5720
Polarization	Horizontal		

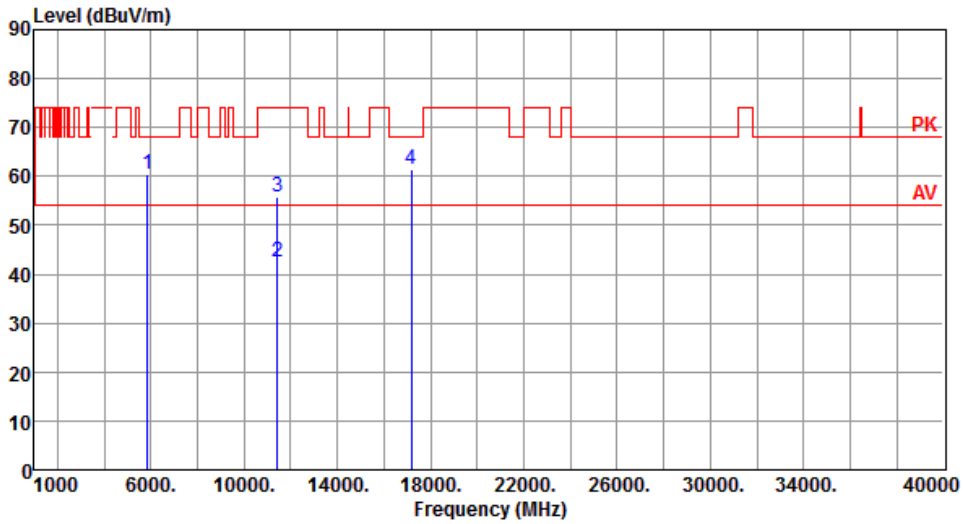

	Freq. MHz	Emission level dBuV/m	Limit dBuV/m	Margin dB	SA reading dBuV	Factor dB	Remark	ANT High cm	Turn Table deg
1	5850.00	60.40	68.20	-7.80	55.41	4.99	Peak	200	313
2	11440.00	42.37	54.00	-11.63	28.41	13.96	Average	100	70
3	11440.00	55.93	74.00	-18.07	41.97	13.96	Peak	100	70
4	17160.00	61.38	68.20	-6.82	43.55	17.83	Peak	100	90

Note 1: Emission Level (dBuV/m) = SA Reading (dBuV/m) + Factor* (dB)
*Factor includes antenna factor , cable loss and amplifier gain
Note 2: Margin (dB) = Emission level (dBuV/m) – Limit (dBuV/m).

Modulation	VHT20	Test Freq. (MHz)	5720
Polarization	Vertical		

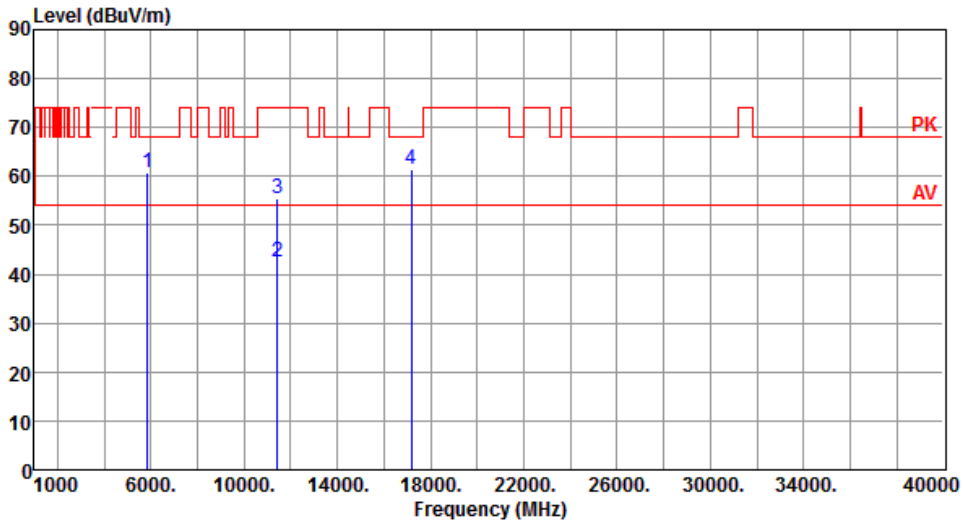

	Freq. MHz	Emission level dBuV/m	Limit dBuV/m	Margin dB	SA reading dBuV	Factor dB	Remark	ANT High cm	Turn Table deg
1	5850.00	60.85	68.20	-7.35	55.86	4.99	Peak	365	92
2	11440.00	42.37	54.00	-11.63	28.41	13.96	Average	100	70
3	11440.00	55.45	74.00	-18.55	41.49	13.96	Peak	100	70
4	17160.00	61.49	68.20	-6.71	43.66	17.83	Peak	100	30

Note 1: Emission Level (dBuV/m) = SA Reading (dBuV/m) + Factor* (dB)
*Factor includes antenna factor , cable loss and amplifier gain
Note 2: Margin (dB) = Emission level (dBuV/m) – Limit (dBuV/m).

Modulation	VHT20	Test Freq. (MHz)	5745
Polarization	Horizontal		

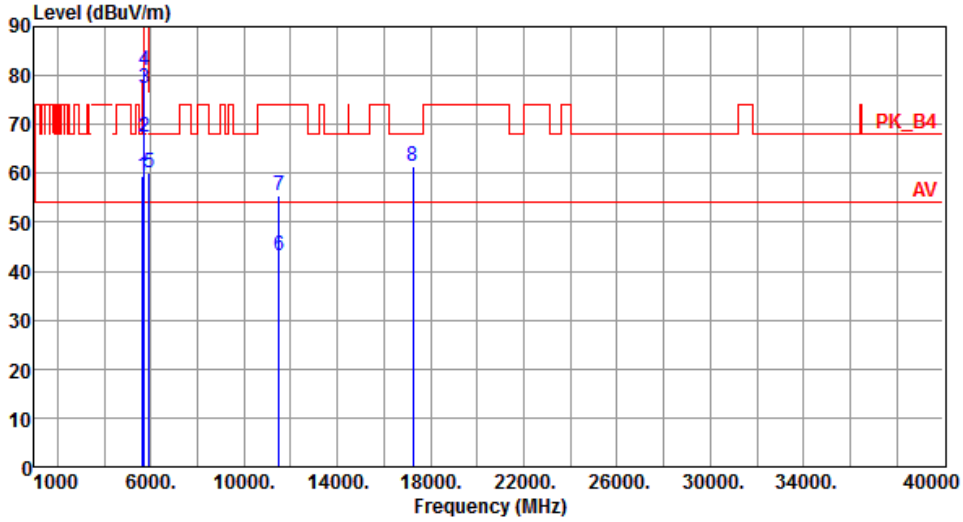

	Freq. MHz	Emission level dBuV/m	Limit dBuV/m	Margin dB	SA reading dBuV	Factor dB	Remark	ANT High cm	Turn Table deg
1	5650.00	59.31	68.20	-8.89	54.58	4.73	Peak	201	313
2	5700.00	67.55	105.20	-37.65	62.76	4.79	Peak	201	313
3	5720.00	77.23	110.80	-33.57	72.41	4.82	Peak	201	313
4	5725.00	81.12	122.20	-41.08	76.30	4.82	Peak	201	313
5	5925.00	59.96	68.20	-8.24	54.88	5.08	Peak	201	313
6	11490.00	43.33	54.00	-10.67	29.41	13.92	Average	100	50
7	11490.00	55.58	74.00	-18.42	41.66	13.92	Peak	100	50
8	17235.00	61.54	68.20	-6.66	43.51	18.03	Peak	100	70

Note 1: Emission Level (dBuV/m) = SA Reading (dBuV/m) + Factor* (dB)
*Factor includes antenna factor , cable loss and amplifier gain
Note 2: Margin (dB) = Emission level (dBuV/m) – Limit (dBuV/m).

Modulation	VHT20	Test Freq. (MHz)	5745
Polarization	Vertical		

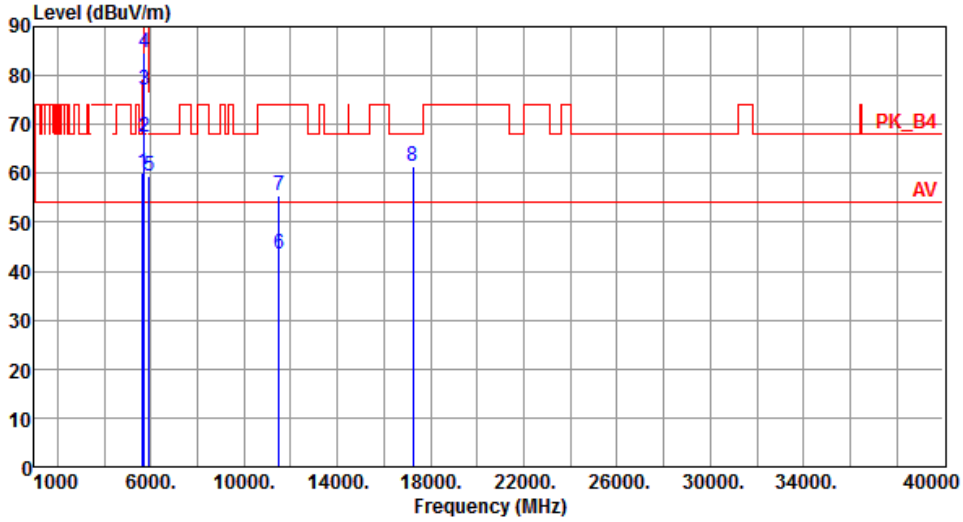

	Freq. MHz	Emission level dBuV/m	Limit dBuV/m	Margin dB	SA reading dBuV	Factor dB	Remark	ANT High cm	Turn Table deg
1	5650.00	60.14	68.20	-8.06	55.41	4.73	Peak	358	92
2	5700.00	67.55	105.20	-37.65	62.76	4.79	Peak	358	92
3	5720.00	77.10	110.80	-33.70	72.28	4.82	Peak	358	92
4	5725.00	84.85	122.20	-37.35	80.03	4.82	Peak	358	92
5	5925.00	59.50	68.20	-8.70	54.42	5.08	Peak	358	92
6	11490.00	43.43	54.00	-10.57	29.51	13.92	Average	100	70
7	11490.00	55.55	74.00	-18.45	41.63	13.92	Peak	100	70
8	17235.00	61.50	68.20	-6.70	43.47	18.03	Peak	100	90

Note 1: Emission Level (dBuV/m) = SA Reading (dBuV/m) + Factor* (dB)
*Factor includes antenna factor , cable loss and amplifier gain
Note 2: Margin (dB) = Emission level (dBuV/m) – Limit (dBuV/m).

Modulation	VHT20	Test Freq. (MHz)	5785
Polarization	Horizontal		

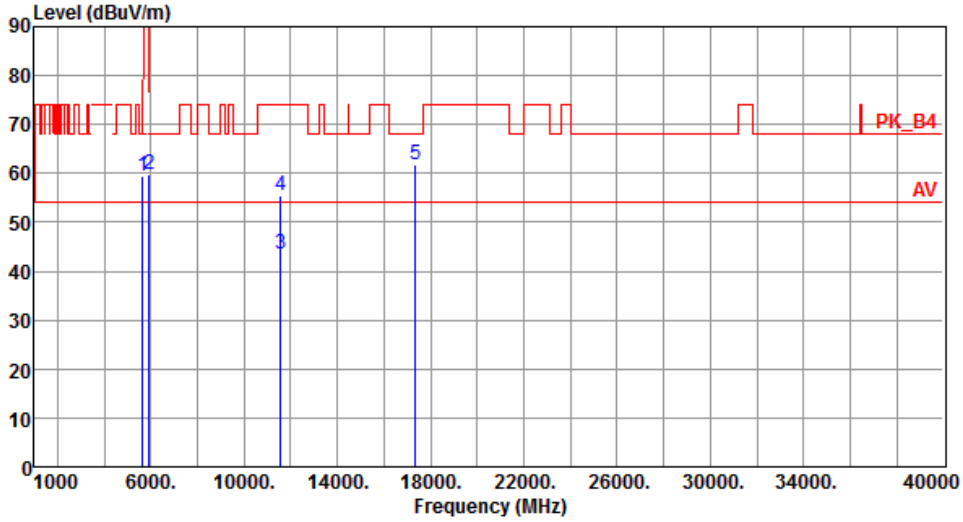

	Freq. MHz	Emission level dBuV/m	Limit dBuV/m	Margin dB	SA reading dBuV	Factor dB	Remark	ANT High cm	Turn Table deg
1	5650.00	59.30	68.20	-8.90	54.57	4.73	Peak	169	318
2	5925.00	59.75	68.20	-8.45	54.67	5.08	Peak	169	318
3	11570.00	43.38	54.00	-10.62	29.55	13.83	Average	100	35
4	11570.00	55.34	74.00	-18.66	41.51	13.83	Peak	100	35
5	17355.00	61.67	68.20	-6.53	43.31	18.36	Peak	100	60

Note 1: Emission Level (dBuV/m) = SA Reading (dBuV/m) + Factor* (dB)
*Factor includes antenna factor , cable loss and amplifier gain
Note 2: Margin (dB) = Emission level (dBuV/m) – Limit (dBuV/m).

Modulation	VHT20	Test Freq. (MHz)	5785
Polarization	Vertical		

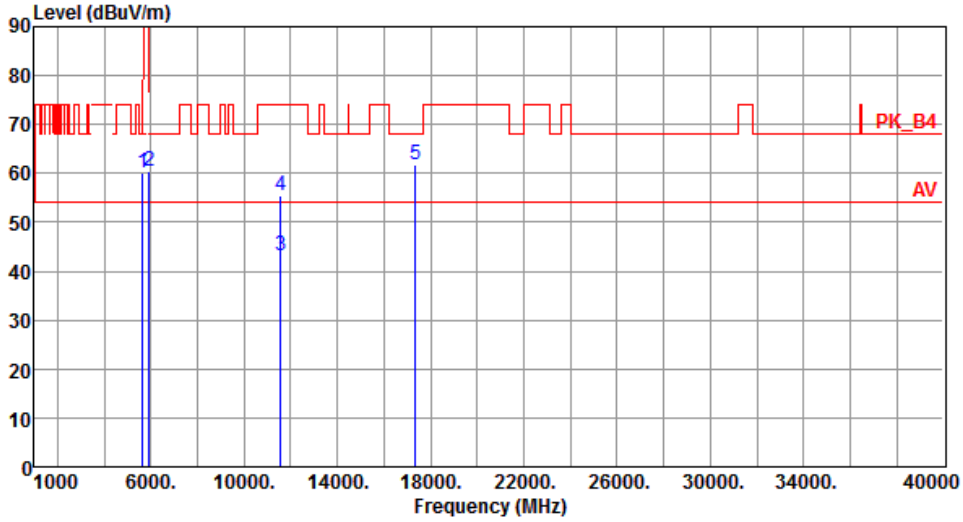

	Freq. MHz	Emission level dBuV/m	Limit dBuV/m	Margin dB	SA reading dBuV	Factor dB	Remark	ANT High cm	Turn Table deg
1	5650.00	60.23	68.20	-7.97	55.50	4.73	Peak	356	93
2	5925.00	60.31	68.20	-7.89	55.23	5.08	Peak	356	93
3	11570.00	43.28	54.00	-10.72	29.45	13.83	Average	100	80
4	11570.00	55.50	74.00	-18.50	41.67	13.83	Peak	100	80
5	17355.00	61.81	68.20	-6.39	43.45	18.36	Peak	100	90

Note 1: Emission Level (dBuV/m) = SA Reading (dBuV/m) + Factor* (dB)
*Factor includes antenna factor , cable loss and amplifier gain
Note 2: Margin (dB) = Emission level (dBuV/m) – Limit (dBuV/m).

Modulation	VHT20	Test Freq. (MHz)	5825
Polarization	Horizontal		

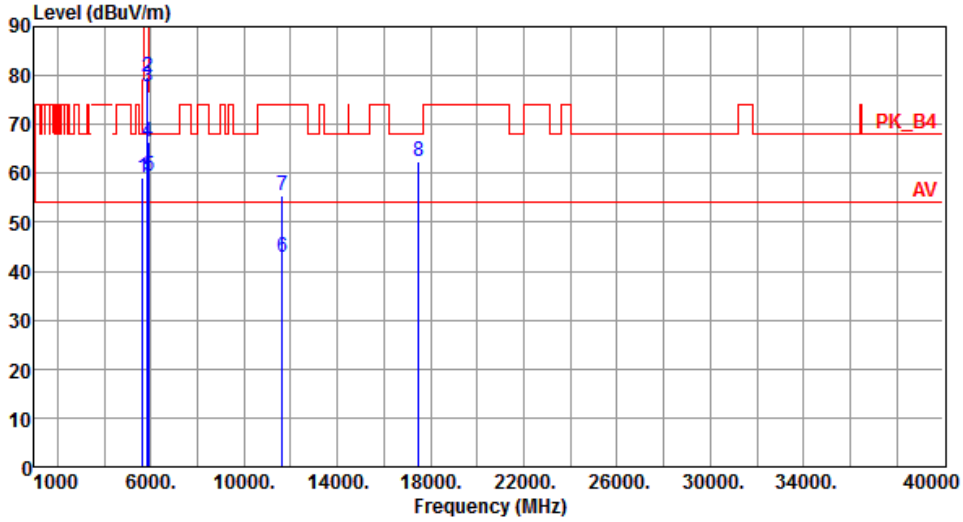

	Freq. MHz	Emission level dBuV/m	Limit dBuV/m	Margin dB	SA reading dBuV	Factor dB	Remark	ANT High cm	Turn Table deg
1	5650.00	59.07	68.20	-9.13	54.34	4.73	Peak	220	309
2	5850.00	79.54	122.20	-42.66	74.55	4.99	Peak	220	309
3	5855.00	77.61	110.80	-33.19	72.61	5.00	Peak	220	309
4	5875.00	66.54	105.20	-38.66	61.52	5.02	Peak	220	309
5	5925.00	59.59	68.20	-8.61	54.51	5.08	Peak	220	309
6	11650.00	42.95	54.00	-11.05	29.21	13.74	Average	100	160
7	11650.00	55.43	74.00	-18.57	41.69	13.74	Peak	100	160
8	17475.00	62.37	68.20	-5.83	43.68	18.69	Peak	100	120

Note 1: Emission Level (dBuV/m) = SA Reading (dBuV/m) + Factor* (dB)
*Factor includes antenna factor , cable loss and amplifier gain
Note 2: Margin (dB) = Emission level (dBuV/m) – Limit (dBuV/m).

Modulation	VHT20	Test Freq. (MHz)	5825
Polarization	Vertical		

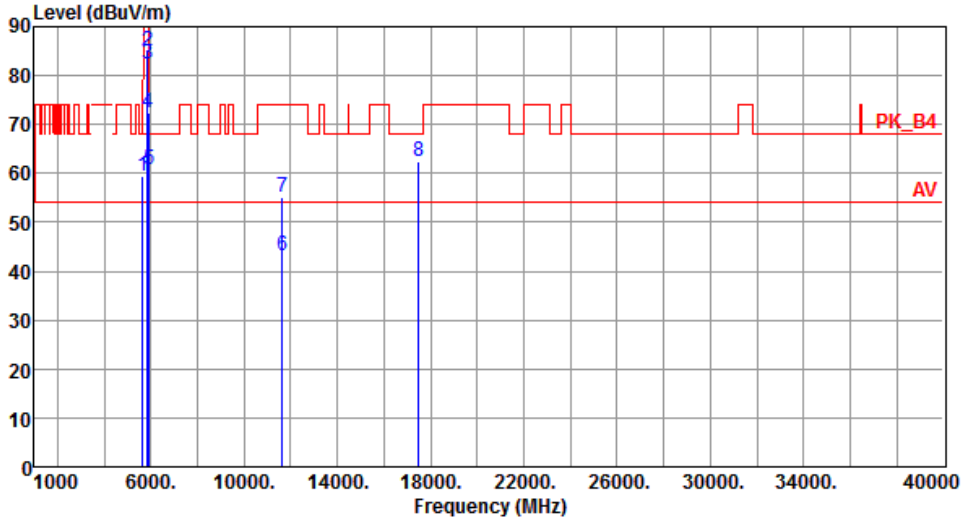

	Freq. MHz	Emission level dBuV/m	Limit dBuV/m	Margin dB	SA reading dBuV	Factor dB	Remark	ANT High cm	Turn Table deg
1	5650.00	59.31	68.20	-8.89	54.58	4.73	Peak	355	93
2	5850.00	84.94	122.20	-37.26	79.95	4.99	Peak	355	93
3	5855.00	82.41	110.80	-28.39	77.41	5.00	Peak	355	93
4	5875.00	72.43	105.20	-32.77	67.41	5.02	Peak	355	93
5	5925.00	60.71	68.20	-7.49	55.63	5.08	Peak	355	93
6	11650.00	43.15	54.00	-10.85	29.41	13.74	Average	100	100
7	11650.00	55.13	74.00	-18.87	41.39	13.74	Peak	100	100
8	17475.00	62.36	68.20	-5.84	43.67	18.69	Peak	100	90

Note 1: Emission Level (dBuV/m) = SA Reading (dBuV/m) + Factor* (dB)
*Factor includes antenna factor , cable loss and amplifier gain
Note 2: Margin (dB) = Emission level (dBuV/m) – Limit (dBuV/m).

3.5.17 Transmitter Radiated Unwanted Emissions (Above 1GHz) for VHT40

Modulation	VHT40	**Test Freq. (MHz)**	5190
Polarization	Horizontal		

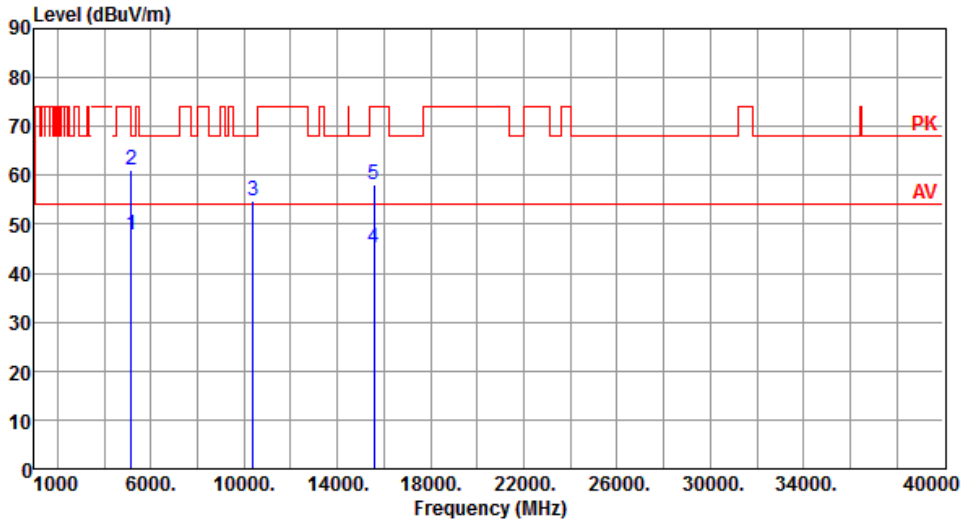

	Freq. MHz	Emission level dBuV/m	Limit dBuV/m	Margin dB	SA reading dBuV	Factor dB	Remark	ANT High cm	Turn Table deg
1	5150.00	47.75	54.00	-6.25	43.51	4.24	Average	205	218
2	5150.00	61.20	74.00	-12.80	56.96	4.24	Peak	205	218
3	10380.00	54.95	68.20	-13.25	41.25	13.70	Peak	100	200
4	15570.00	45.12	54.00	-8.88	30.46	14.66	Average	100	120
5	15570.00	58.18	74.00	-15.82	43.52	14.66	Peak	100	120

Note 1: Emission Level (dBuV/m) = SA Reading (dBuV/m) + Factor* (dB)
*Factor includes antenna factor , cable loss and amplifier gain
Note 2: Margin (dB) = Emission level (dBuV/m) – Limit (dBuV/m).

Modulation	VHT40	Test Freq. (MHz)	5190
Polarization	Vertical		

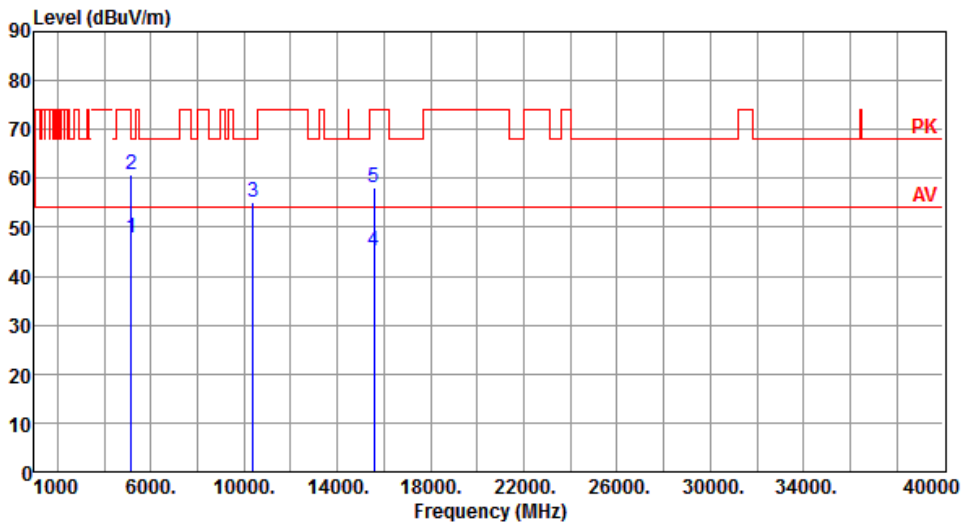

	Freq. MHz	Emission level dBuV/m	Limit dBuV/m	Margin dB	SA reading dBuV	Factor dB	Remark	ANT High cm	Turn Table deg
1	5150.00	47.78	54.00	-6.22	43.54	4.24	Average	150	83
2	5150.00	60.64	74.00	-13.36	56.40	4.24	Peak	150	83
3	10380.00	55.09	68.20	-13.11	41.39	13.70	Peak	100	40
4	15570.00	45.12	54.00	-8.88	30.46	14.66	Average	100	100
5	15570.00	58.14	74.00	-15.86	43.48	14.66	Peak	100	100

Note 1: Emission Level (dBuV/m) = SA Reading (dBuV/m) + Factor* (dB)
*Factor includes antenna factor , cable loss and amplifier gain
Note 2: Margin (dB) = Emission level (dBuV/m) – Limit (dBuV/m).

Modulation	VHT40	Test Freq. (MHz)	5230
Polarization	Horizontal		

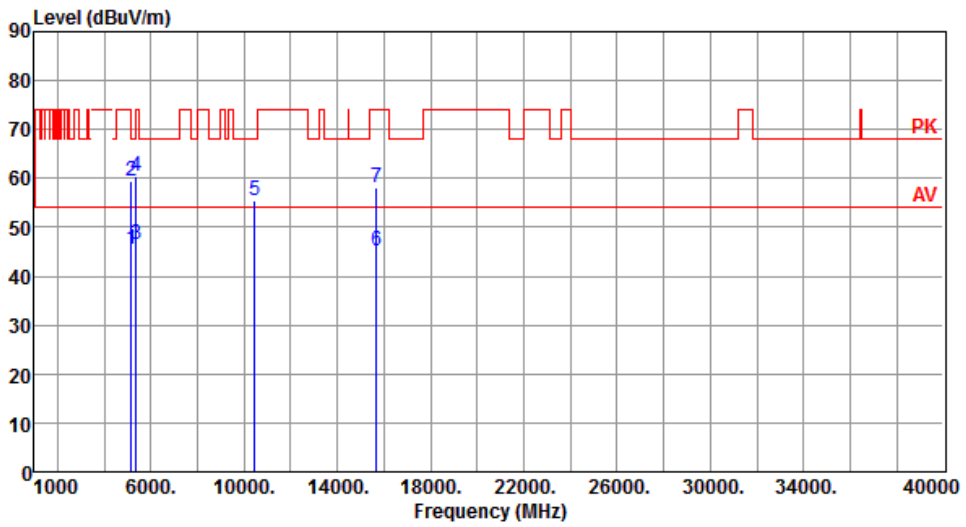

	Freq. MHz	Emission level dBuV/m	Limit dBuV/m	Margin dB	SA reading dBuV	Factor dB	Remark	ANT High cm	Turn Table deg
1	5150.00	45.39	54.00	-8.61	41.15	4.24	Average	217	221
2	5150.00	59.54	74.00	-14.46	55.30	4.24	Peak	217	221
3	5350.00	46.53	54.00	-7.47	42.10	4.43	Average	217	221
4	5350.00	60.30	74.00	-13.70	55.87	4.43	Peak	217	221
5	10460.00	55.34	68.20	-12.86	41.61	13.73	Peak	100	20
6	15690.00	45.11	54.00	-8.89	30.52	14.59	Average	100	40
7	15690.00	58.16	74.00	-15.84	43.57	14.59	Peak	100	40

Note 1: Emission Level (dBuV/m) = SA Reading (dBuV/m) + Factor* (dB)
*Factor includes antenna factor , cable loss and amplifier gain
Note 2: Margin (dB) = Emission level (dBuV/m) – Limit (dBuV/m).

Modulation	VHT40	Test Freq. (MHz)	5230
Polarization	Vertical		

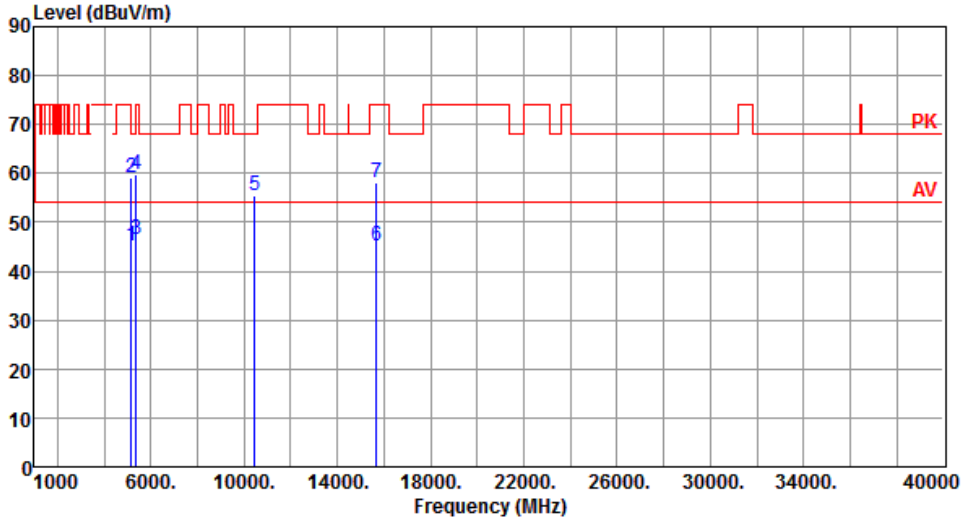

	Freq. MHz	Emission level dBuV/m	Limit dBuV/m	Margin dB	SA reading dBuV	Factor dB	Remark	ANT High cm	Turn Table deg
1	5150.00	45.30	54.00	-8.70	41.06	4.24	Average	145	80
2	5150.00	59.12	74.00	-14.88	54.88	4.24	Peak	145	80
3	5350.00	46.49	54.00	-7.51	42.06	4.43	Average	145	80
4	5350.00	59.76	74.00	-14.24	55.33	4.43	Peak	145	80
5	10460.00	55.42	68.20	-12.78	41.69	13.73	Peak	100	20
6	15690.00	45.05	54.00	-8.95	30.46	14.59	Average	100	30
7	15690.00	58.17	74.00	-15.83	43.58	14.59	Peak	100	30

Note 1: Emission Level (dBuV/m) = SA Reading (dBuV/m) + Factor* (dB)
*Factor includes antenna factor , cable loss and amplifier gain
Note 2: Margin (dB) = Emission level (dBuV/m) – Limit (dBuV/m).

Modulation	VHT40	Test Freq. (MHz)	5270
Polarization	Horizontal		

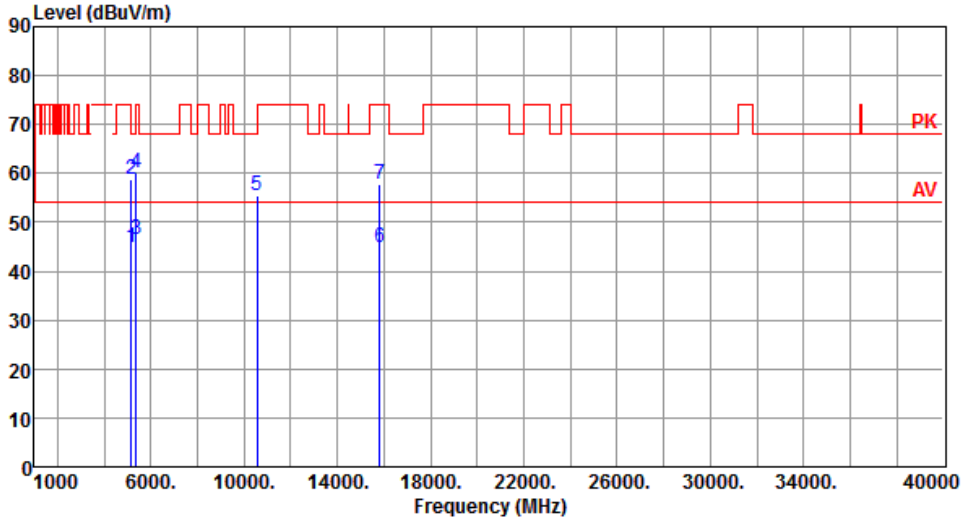

	Freq. MHz	Emission level dBuV/m	Limit dBuV/m	Margin dB	SA reading dBuV	Factor dB	Remark	ANT High cm	Turn Table deg
1	5150.00	44.94	54.00	-9.06	40.70	4.24	Average	207	221
2	5150.00	58.92	74.00	-15.08	54.68	4.24	Peak	207	221
3	5350.00	46.62	54.00	-7.38	42.19	4.43	Average	207	221
4	5350.00	60.06	74.00	-13.94	55.63	4.43	Peak	207	221
5	10540.00	55.38	68.20	-12.82	41.58	13.80	Peak	100	140
6	15810.00	44.95	54.00	-9.05	30.41	14.54	Average	100	20
7	15810.00	57.94	74.00	-16.06	43.40	14.54	Peak	100	20

Note 1: Emission Level (dBuV/m) = SA Reading (dBuV/m) + Factor* (dB)
*Factor includes antenna factor , cable loss and amplifier gain
Note 2: Margin (dB) = Emission level (dBuV/m) – Limit (dBuV/m).

Modulation	VHT40	Test Freq. (MHz)	5270
Polarization	Vertical		

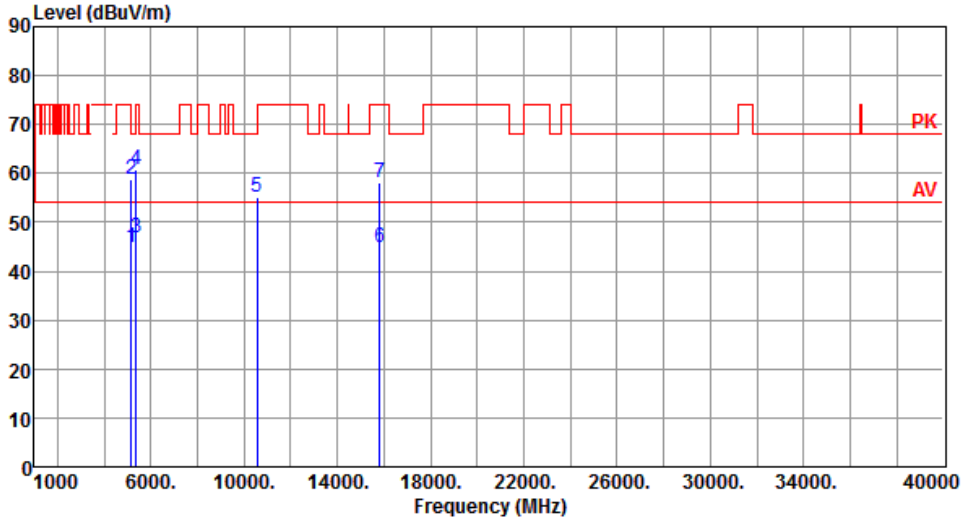

	Freq. MHz	Emission level dBuV/m	Limit dBuV/m	Margin dB	SA reading dBuV	Factor dB	Remark	ANT High cm	Turn Table deg
1	5150.00	44.88	54.00	-9.12	40.64	4.24	Average	100	81
2	5150.00	58.64	74.00	-15.36	54.40	4.24	Peak	100	81
3	5350.00	46.78	54.00	-7.22	42.35	4.43	Average	100	81
4	5350.00	60.83	74.00	-13.17	56.40	4.43	Peak	100	81
5	10540.00	55.18	68.20	-13.02	41.38	13.80	Peak	100	70
6	15810.00	44.74	54.00	-9.26	30.20	14.54	Average	100	60
7	15810.00	58.02	74.00	-15.98	43.48	14.54	Peak	100	60

Note 1: Emission Level (dBuV/m) = SA Reading (dBuV/m) + Factor* (dB)
*Factor includes antenna factor , cable loss and amplifier gain
Note 2: Margin (dB) = Emission level (dBuV/m) – Limit (dBuV/m).

Modulation	VHT40	Test Freq. (MHz)	5310
Polarization	Horizontal		

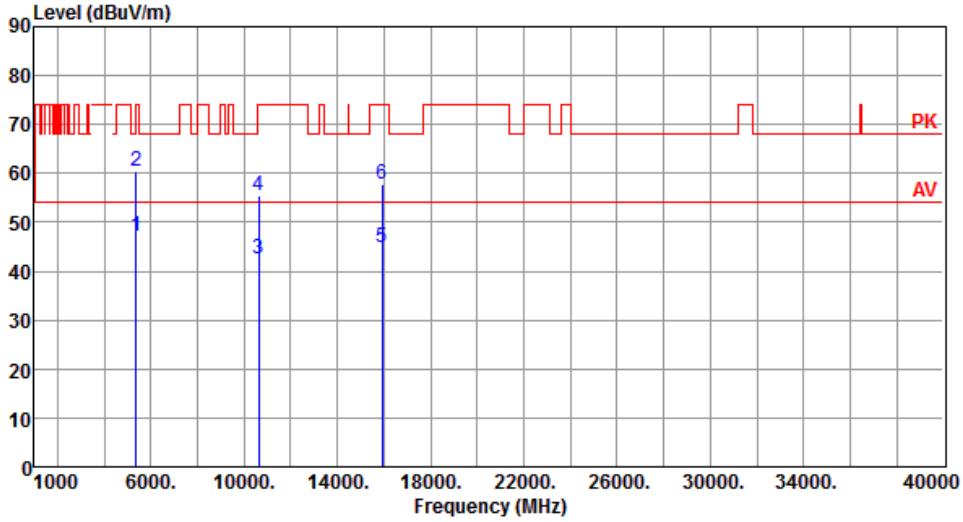

	Freq. MHz	Emission level dBuV/m	Limit dBuV/m	Margin dB	SA reading dBuV	Factor dB	Remark	ANT High cm	Turn Table deg
1	5350.00	47.21	54.00	-6.79	42.78	4.43	Average	229	205
2	5350.00	60.40	74.00	-13.60	55.97	4.43	Peak	229	205
3	10620.00	42.45	54.00	-11.55	28.56	13.89	Average	100	60
4	10620.00	55.45	74.00	-18.55	41.56	13.89	Peak	100	60
5	15930.00	44.88	54.00	-9.12	30.41	14.47	Average	100	70
6	15930.00	57.95	74.00	-16.05	43.48	14.47	Peak	100	70

Note 1: Emission Level (dBuV/m) = SA Reading (dBuV/m) + Factor* (dB)
*Factor includes antenna factor , cable loss and amplifier gain
Note 2: Margin (dB) = Emission level (dBuV/m) – Limit (dBuV/m).

Modulation	VHT40	Test Freq. (MHz)	5310
Polarization	Vertical		

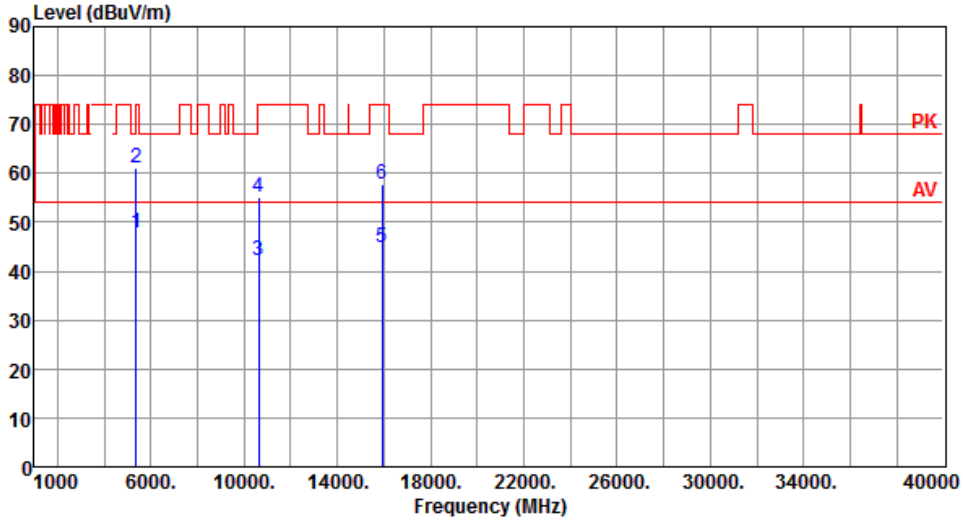

	Freq. MHz	Emission level dBuV/m	Limit dBuV/m	Margin dB	SA reading dBuV	Factor dB	Remark	ANT High cm	Turn Table deg
1	5350.00	47.76	54.00	-6.24	43.33	4.43	Average	125	110
2	5350.00	61.12	74.00	-12.88	56.69	4.43	Peak	125	110
3	10620.00	42.34	54.00	-11.66	28.45	13.89	Average	100	20
4	10620.00	55.27	74.00	-18.73	41.38	13.89	Peak	100	20
5	15930.00	44.91	54.00	-9.09	30.44	14.47	Average	100	50
6	15930.00	57.92	74.00	-16.08	43.45	14.47	Peak	100	50

Note 1: Emission Level (dBuV/m) = SA Reading (dBuV/m) + Factor* (dB)
*Factor includes antenna factor , cable loss and amplifier gain
Note 2: Margin (dB) = Emission level (dBuV/m) – Limit (dBuV/m).

Modulation	VHT40	Test Freq. (MHz)	5510
Polarization	Horizontal		

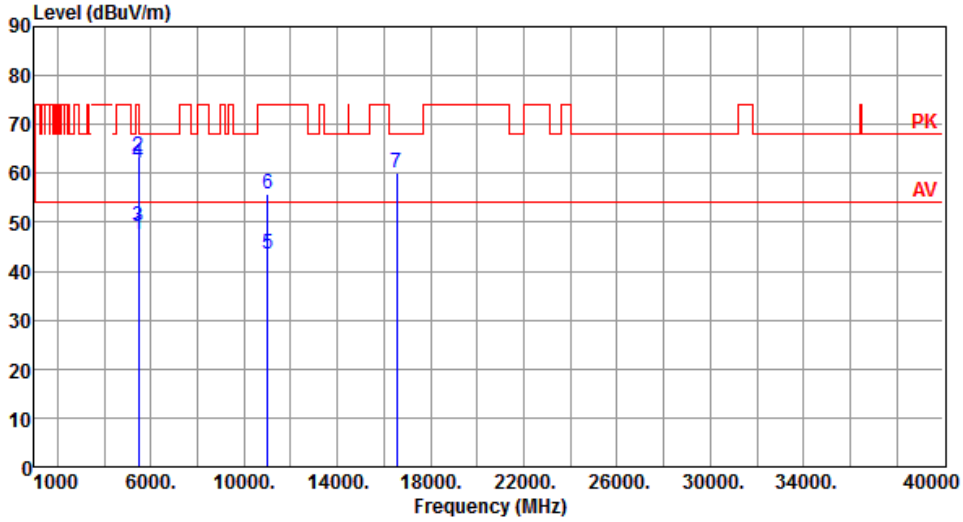

	Freq. MHz	Emission level dBuV/m	Limit dBuV/m	Margin dB	SA reading dBuV	Factor dB	Remark	ANT High cm	Turn Table deg
1	5460.00	47.60	54.00	-6.40	43.09	4.51	Average	196	294
2	5460.00	63.36	74.00	-10.64	58.85	4.51	Peak	196	294
3	5470.00	49.00	54.00	-5.00	44.48	4.52	Average	196	294
4	5470.00	62.09	68.20	-6.11	57.57	4.52	Peak	196	294
5	11020.00	43.53	54.00	-10.47	29.21	14.32	Average	100	294
6	11020.00	55.87	74.00	-18.13	41.55	14.32	Peak	100	294
7	16530.00	60.12	68.20	-8.08	43.59	16.53	Peak	100	315

Note 1: Emission Level (dBuV/m) = SA Reading (dBuV/m) + Factor* (dB)
*Factor includes antenna factor , cable loss and amplifier gain
Note 2: Margin (dB) = Emission level (dBuV/m) – Limit (dBuV/m).

Modulation	VHT40	Test Freq. (MHz)	5510
Polarization	Vertical		

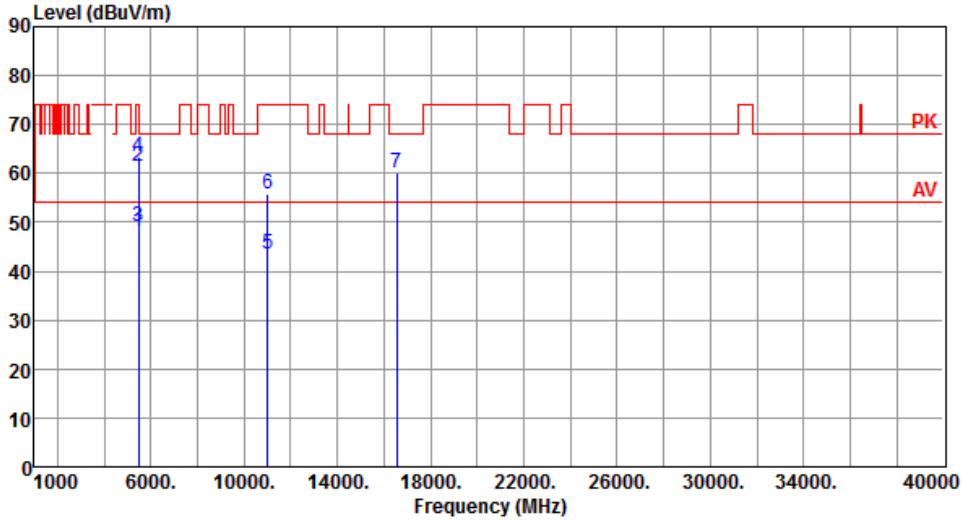

	Freq. MHz	Emission level dBuV/m	Limit dBuV/m	Margin dB	SA reading dBuV	Factor dB	Remark	ANT High cm	Turn Table deg
1	5460.00	48.08	54.00	-5.92	43.57	4.51	Average	377	94
2	5460.00	61.43	74.00	-12.57	56.92	4.51	Peak	377	94
3	5470.00	49.13	54.00	-4.87	44.61	4.52	Average	377	94
4	5470.00	63.51	68.20	-4.69	58.99	4.52	Peak	377	94
5	11020.00	43.48	54.00	-10.52	29.16	14.32	Average	100	259
6	11020.00	55.91	74.00	-18.09	41.59	14.32	Peak	100	259
7	16530.00	60.02	68.20	-8.18	43.49	16.53	Peak	100	234

Note 1: Emission Level (dBuV/m) = SA Reading (dBuV/m) + Factor* (dB)
*Factor includes antenna factor , cable loss and amplifier gain
Note 2: Margin (dB) = Emission level (dBuV/m) – Limit (dBuV/m).

Modulation	VHT40	Test Freq. (MHz)	5590
Polarization	Horizontal		

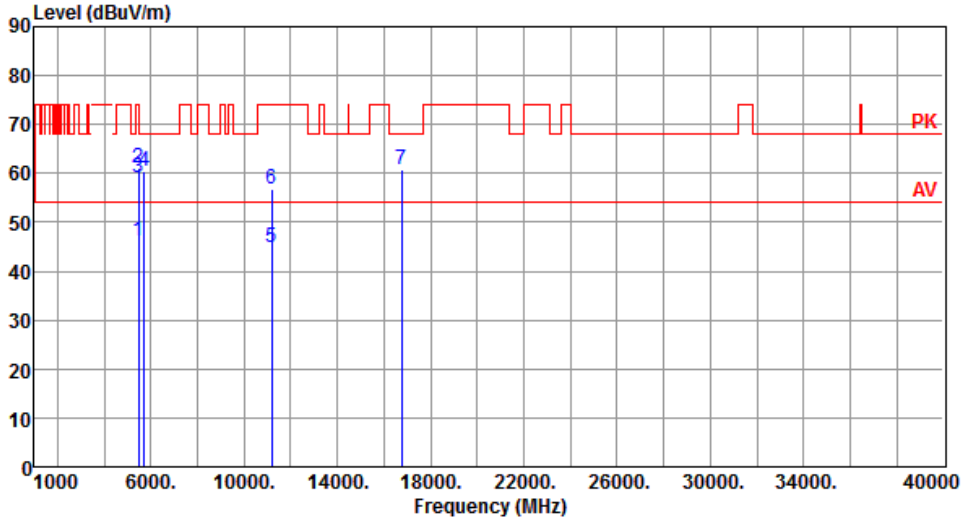

	Freq. MHz	Emission level dBuV/m	Limit dBuV/m	Margin dB	SA reading dBuV	Factor dB	Remark	ANT High cm	Turn Table deg
1	5460.00	46.04	54.00	-7.96	41.53	4.51	Average	180	209
2	5460.00	61.16	74.00	-12.84	56.65	4.51	Peak	180	209
3	5470.00	59.07	68.20	-9.13	54.55	4.52	Peak	180	209
4	5725.00	60.35	68.20	-7.85	55.53	4.82	Peak	180	209
5	11180.00	44.68	54.00	-9.32	30.49	14.19	Average	191	295
6	11180.00	56.81	74.00	-17.19	42.62	14.19	Peak	191	295
7	16770.00	60.62	68.20	-7.58	43.65	16.97	Peak	133	312

Note 1: Emission Level (dBuV/m) = SA Reading (dBuV/m) + Factor* (dB)
*Factor includes antenna factor , cable loss and amplifier gain
Note 2: Margin (dB) = Emission level (dBuV/m) – Limit (dBuV/m).

Modulation	VHT40	Test Freq. (MHz)	5590
Polarization	Vertical		

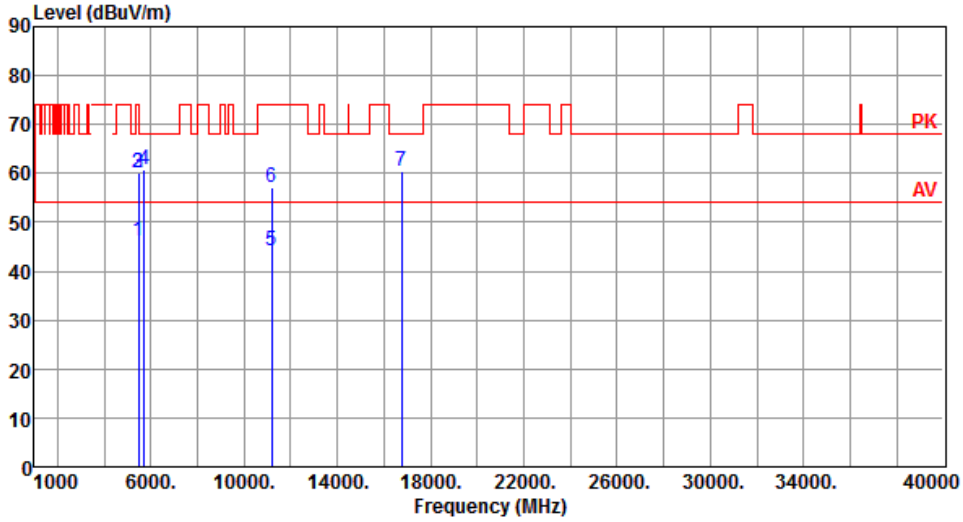

	Freq. MHz	Emission level dBuV/m	Limit dBuV/m	Margin dB	SA reading dBuV	Factor dB	Remark	ANT High cm	Turn Table deg
1	5460.00	46.13	54.00	-7.87	41.62	4.51	Average	349	88
2	5460.00	60.26	74.00	-13.74	55.75	4.51	Peak	349	88
3	5470.00	60.26	68.20	-7.94	55.74	4.52	Peak	349	88
4	5725.00	60.90	68.20	-7.30	56.08	4.82	Peak	349	88
5	11180.00	44.30	54.00	-9.70	30.11	14.19	Average	100	264
6	11180.00	57.03	74.00	-16.97	42.84	14.19	Peak	100	264
7	16770.00	60.49	68.20	-7.71	43.52	16.97	Peak	100	235

Note 1: Emission Level (dBuV/m) = SA Reading (dBuV/m) + Factor* (dB)
*Factor includes antenna factor , cable loss and amplifier gain
Note 2: Margin (dB) = Emission level (dBuV/m) – Limit (dBuV/m).

Modulation	VHT40	Test Freq. (MHz)	5670
Polarization	Horizontal		

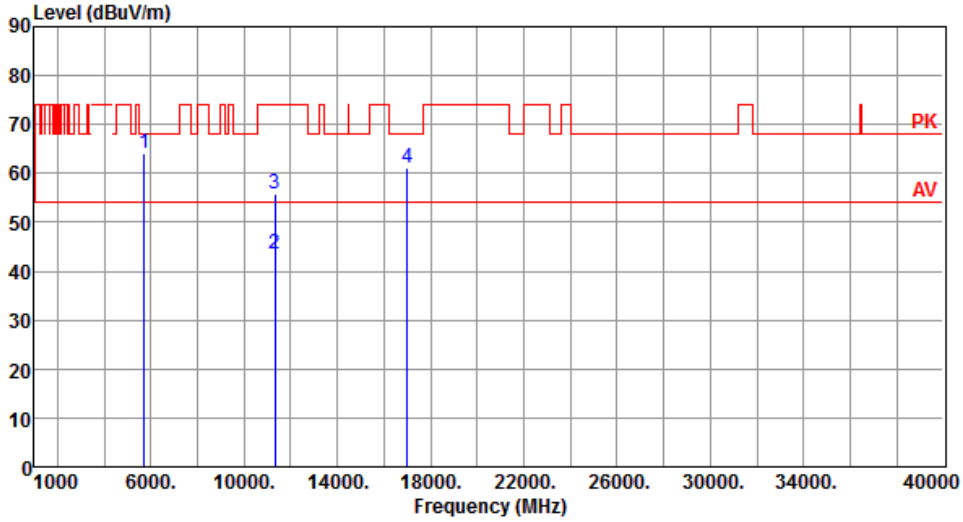

	Freq. MHz	Emission level dBuV/m	Limit dBuV/m	Margin dB	SA reading dBuV	Factor dB	Remark	ANT High cm	Turn Table deg
1	5725.00	64.12	68.20	-4.08	59.30	4.82	Peak	200	308
2	11340.00	43.51	54.00	-10.49	29.46	14.05	Average	100	294
3	11340.00	55.74	74.00	-18.26	41.69	14.05	Peak	100	294
4	17010.00	60.97	68.20	-7.23	43.56	17.41	Peak	100	315

Note 1: Emission Level (dBuV/m) = SA Reading (dBuV/m) + Factor* (dB)
*Factor includes antenna factor , cable loss and amplifier gain
Note 2: Margin (dB) = Emission level (dBuV/m) – Limit (dBuV/m).

Modulation	VHT40	Test Freq. (MHz)	5670
Polarization	Vertical		

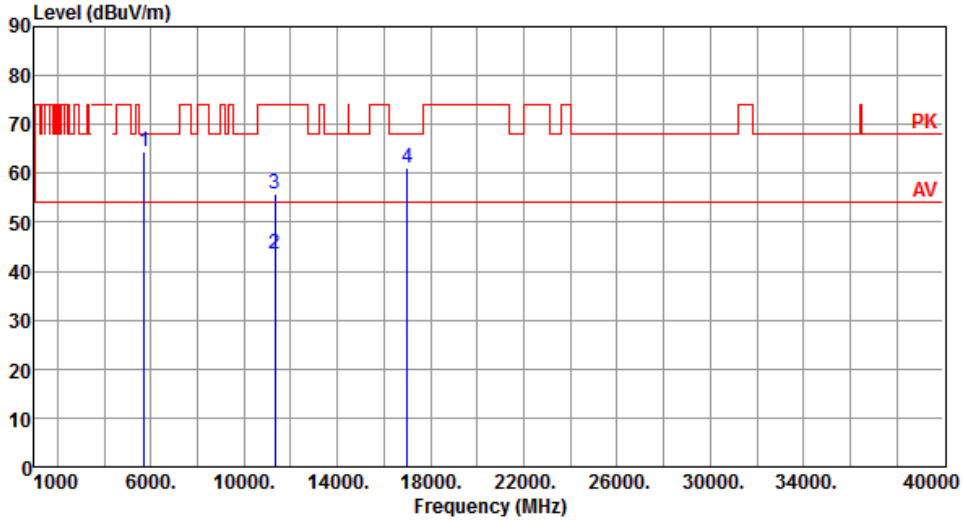

	Freq. MHz	Emission level dBuV/m	Limit dBuV/m	Margin dB	SA reading dBuV	Factor dB	Remark	ANT High cm	Turn Table deg
1	5725.00	64.42	68.20	-3.78	59.60	4.82	Peak	367	99
2	11340.00	43.61	54.00	-10.39	29.56	14.05	Average	100	261
3	11340.00	55.73	74.00	-18.27	41.68	14.05	Peak	100	261
4	17010.00	60.98	68.20	-7.22	43.57	17.41	Peak	100	233

Note 1: Emission Level (dBuV/m) = SA Reading (dBuV/m) + Factor* (dB)
*Factor includes antenna factor , cable loss and amplifier gain
Note 2: Margin (dB) = Emission level (dBuV/m) – Limit (dBuV/m).

Modulation	VHT40	Test Freq. (MHz)	5710
Polarization	Horizontal		

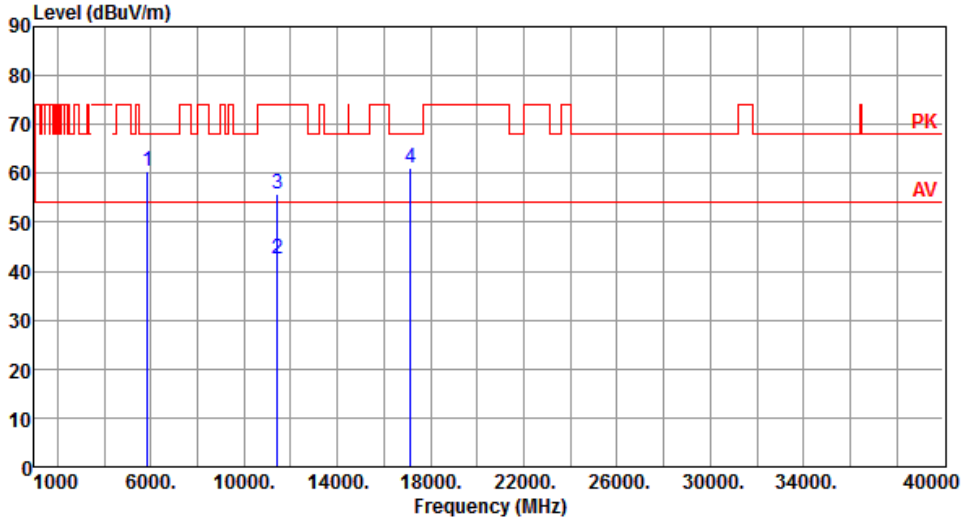

	Freq. MHz	Emission level dBuV/m	Limit dBuV/m	Margin dB	SA reading dBuV	Factor dB	Remark	ANT High cm	Turn Table deg
1	5850.00	60.41	68.20	-7.79	55.42	4.99	Peak	229	309
2	11420.00	42.39	54.00	-11.61	28.42	13.97	Average	100	30
3	11420.00	55.83	74.00	-18.17	41.86	13.97	Peak	100	30
4	17130.00	61.27	68.20	-6.93	43.52	17.75	Peak	100	80

Note 1: Emission Level (dBuV/m) = SA Reading (dBuV/m) + Factor* (dB)
*Factor includes antenna factor , cable loss and amplifier gain
Note 2: Margin (dB) = Emission level (dBuV/m) – Limit (dBuV/m).

Modulation	VHT40	Test Freq. (MHz)	5710
Polarization	Vertical		

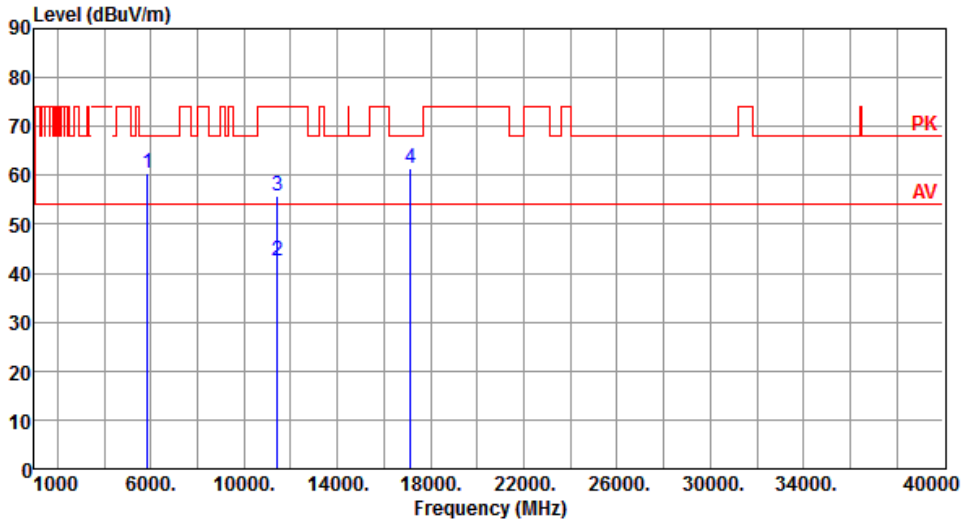

	Freq. MHz	Emission level dBuV/m	Limit dBuV/m	Margin dB	SA reading dBuV	Factor dB	Remark	ANT High cm	Turn Table deg
1	5850.00	60.51	68.20	-7.69	55.52	4.99	Peak	365	91
2	11420.00	42.39	54.00	-11.61	28.42	13.97	Average	100	50
3	11420.00	55.96	74.00	-18.04	41.99	13.97	Peak	100	50
4	17130.00	61.30	68.20	-6.90	43.55	17.75	Peak	100	60

Note 1: Emission Level (dBuV/m) = SA Reading (dBuV/m) + Factor* (dB)
*Factor includes antenna factor , cable loss and amplifier gain
Note 2: Margin (dB) = Emission level (dBuV/m) – Limit (dBuV/m).

Modulation	VHT40	Test Freq. (MHz)	5755
Polarization	Horizontal		

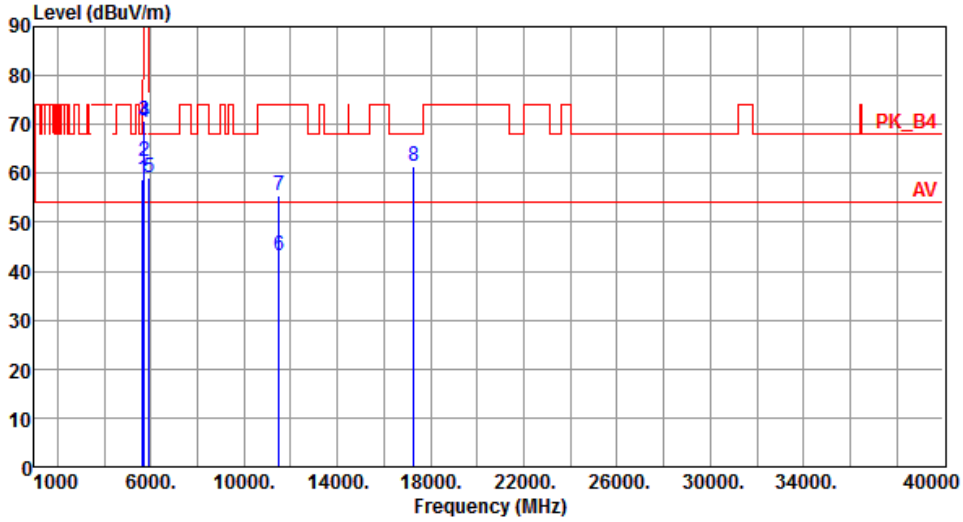

	Freq. MHz	Emission level dBuV/m	Limit dBuV/m	Margin dB	SA reading dBuV	Factor dB	Remark	ANT High cm	Turn Table deg
1	5650.00	58.94	68.20	-9.26	54.21	4.73	Peak	199	316
2	5700.00	62.29	105.20	-42.91	57.50	4.79	Peak	199	316
3	5720.00	70.79	110.80	-40.01	65.97	4.82	Peak	199	316
4	5725.00	70.38	122.20	-51.82	65.56	4.82	Peak	199	316
5	5925.00	59.16	68.20	-9.04	54.08	5.08	Peak	199	316
6	11510.00	43.31	54.00	-10.69	29.41	13.90	Average	100	60
7	11510.00	55.55	74.00	-18.45	41.65	13.90	Peak	100	60
8	17265.00	61.51	68.20	-6.69	43.39	18.12	Peak	100	70

Note 1: Emission Level (dBuV/m) = SA Reading (dBuV/m) + Factor* (dB)
*Factor includes antenna factor , cable loss and amplifier gain
Note 2: Margin (dB) = Emission level (dBuV/m) – Limit (dBuV/m).

Modulation	VHT40	Test Freq. (MHz)	5755
Polarization	Vertical		

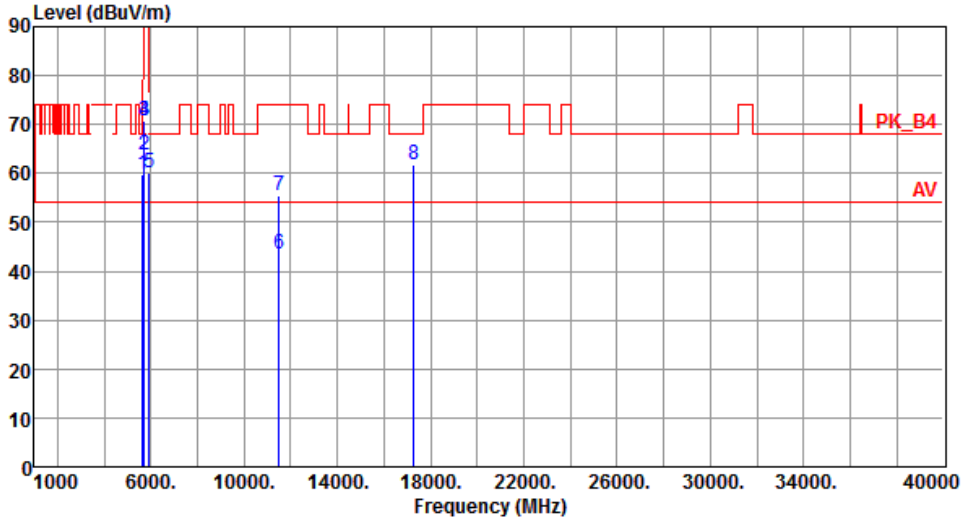

	Freq. MHz	Emission level dBuV/m	Limit dBuV/m	Margin dB	SA reading dBuV	Factor dB	Remark	ANT High cm	Turn Table deg
1	5650.00	59.87	68.20	-8.33	55.14	4.73	Peak	378	87
2	5700.00	63.62	105.20	-41.58	58.83	4.79	Peak	378	87
3	5720.00	70.75	110.80	-40.05	65.93	4.82	Peak	378	87
4	5725.00	70.83	122.20	-51.37	66.01	4.82	Peak	378	87
5	5925.00	60.23	68.20	-7.97	55.15	5.08	Peak	378	87
6	11510.00	43.36	54.00	-10.64	29.46	13.90	Average	100	30
7	11510.00	55.48	74.00	-18.52	41.58	13.90	Peak	100	30
8	17265.00	61.68	68.20	-6.52	43.56	18.12	Peak	100	50

Note 1: Emission Level (dBuV/m) = SA Reading (dBuV/m) + Factor* (dB)
*Factor includes antenna factor , cable loss and amplifier gain
Note 2: Margin (dB) = Emission level (dBuV/m) – Limit (dBuV/m).

Modulation	VHT40	Test Freq. (MHz)	5795
Polarization	Horizontal		

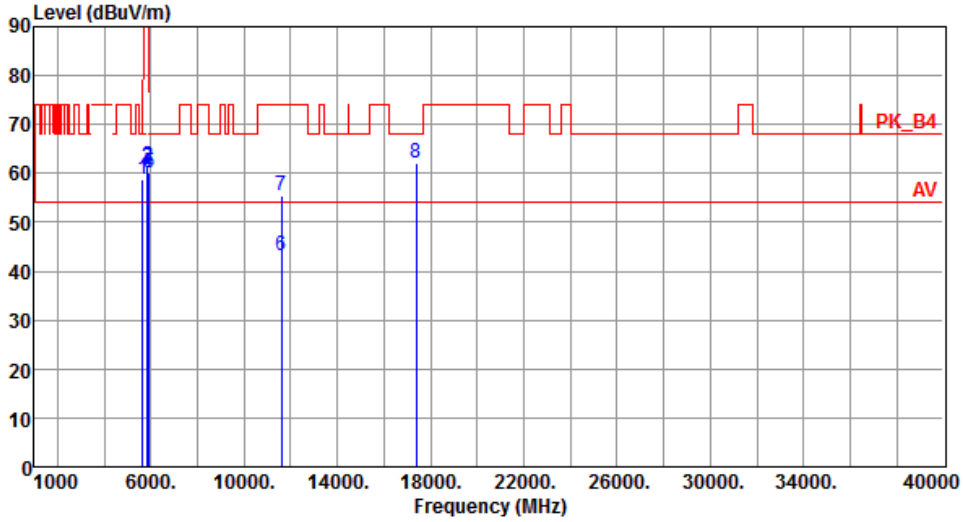

	Freq. MHz	Emission level dBuV/m	Limit dBuV/m	Margin dB	SA reading dBuV	Factor dB	Remark	ANT High cm	Turn Table deg
1	5650.00	58.87	68.20	-9.33	54.14	4.73	Peak	217	306
2	5850.00	61.38	122.20	-60.82	56.39	4.99	Peak	217	306
3	5855.00	60.97	110.80	-49.83	55.97	5.00	Peak	217	306
4	5875.00	60.25	105.20	-44.95	55.23	5.02	Peak	217	306
5	5925.00	60.17	68.20	-8.03	55.09	5.08	Peak	217	306
6	11590.00	43.27	54.00	-10.73	29.46	13.81	Average	100	70
7	11590.00	55.46	74.00	-18.54	41.65	13.81	Peak	100	70
8	17385.00	62.19	68.20	-6.01	43.74	18.45	Peak	100	90

Note 1: Emission Level (dBuV/m) = SA Reading (dBuV/m) + Factor* (dB)
*Factor includes antenna factor , cable loss and amplifier gain
Note 2: Margin (dB) = Emission level (dBuV/m) – Limit (dBuV/m).

Modulation	VHT40	Test Freq. (MHz)	5795
Polarization	Vertical		

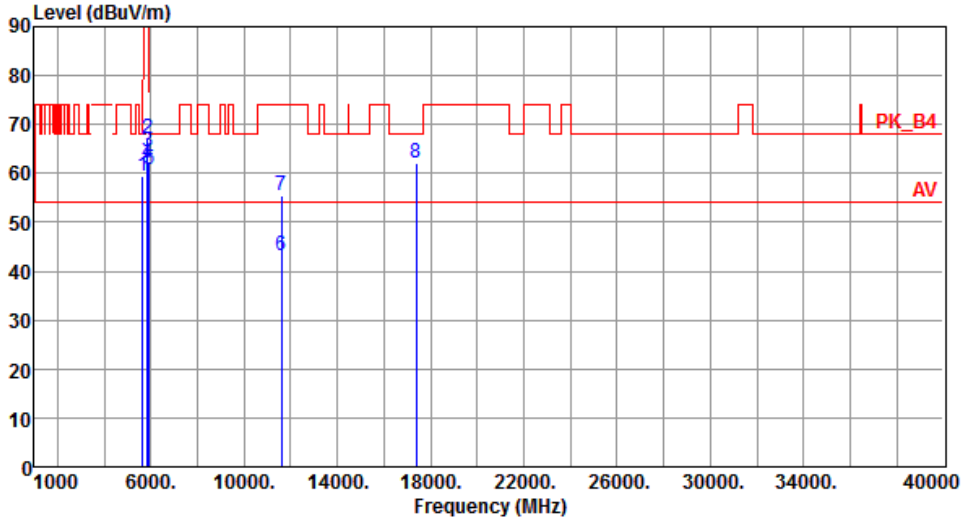

	Freq. MHz	Emission level dBuV/m	Limit dBuV/m	Margin dB	SA reading dBuV	Factor dB	Remark	ANT High cm	Turn Table deg
1	5650.00	59.30	68.20	-8.90	54.57	4.73	Peak	352	91
2	5850.00	67.16	122.20	-55.04	62.17	4.99	Peak	352	91
3	5855.00	64.38	110.80	-46.42	59.38	5.00	Peak	352	91
4	5875.00	62.12	105.20	-43.08	57.10	5.02	Peak	352	91
5	5925.00	60.83	68.20	-7.37	55.75	5.08	Peak	352	91
6	11590.00	43.27	54.00	-10.73	29.46	13.81	Average	100	90
7	11590.00	55.33	74.00	-18.67	41.52	13.81	Peak	100	90
8	17385.00	62.03	68.20	-6.17	43.58	18.45	Peak	100	80

Note 1: Emission Level (dBuV/m) = SA Reading (dBuV/m) + Factor* (dB)
*Factor includes antenna factor , cable loss and amplifier gain
Note 2: Margin (dB) = Emission level (dBuV/m) – Limit (dBuV/m).

3.5.18 Transmitter Radiated Unwanted Emissions (Above 1GHz) for VHT80

Modulation	VHT80	**Test Freq. (MHz)**	5210
Polarization	Horizontal		

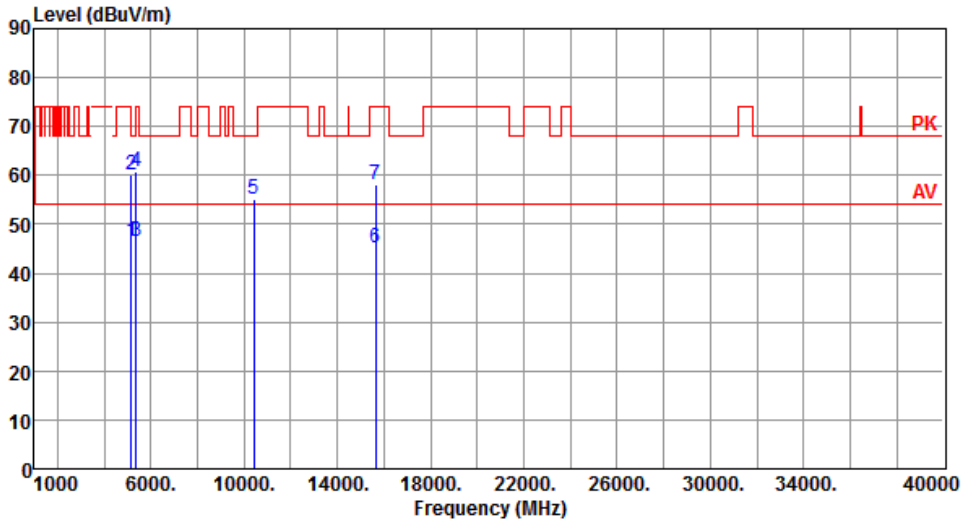

	Freq. MHz	Emission level dBuV/m	Limit dBuV/m	Margin dB	SA reading dBuV	Factor dB	Remark	ANT High cm	Turn Table deg
1	5150.00	46.60	54.00	-7.40	42.36	4.24	Average	204	211
2	5150.00	60.07	74.00	-13.93	55.83	4.24	Peak	204	211
3	5350.00	46.58	54.00	-7.42	42.15	4.43	Average	204	211
4	5350.00	60.80	74.00	-13.20	56.37	4.43	Peak	204	211
5	10420.00	55.28	68.20	-12.92	41.56	13.72	Peak	100	70
6	15630.00	45.05	54.00	-8.95	30.42	14.63	Average	100	80
7	15630.00	58.18	74.00	-15.82	43.55	14.63	Peak	100	80

Note 1: Emission Level (dBuV/m) = SA Reading (dBuV/m) + Factor* (dB)
*Factor includes antenna factor , cable loss and amplifier gain
Note 2: Margin (dB) = Emission level (dBuV/m) – Limit (dBuV/m).

Modulation	VHT80	Test Freq. (MHz)	5210
Polarization	Vertical		

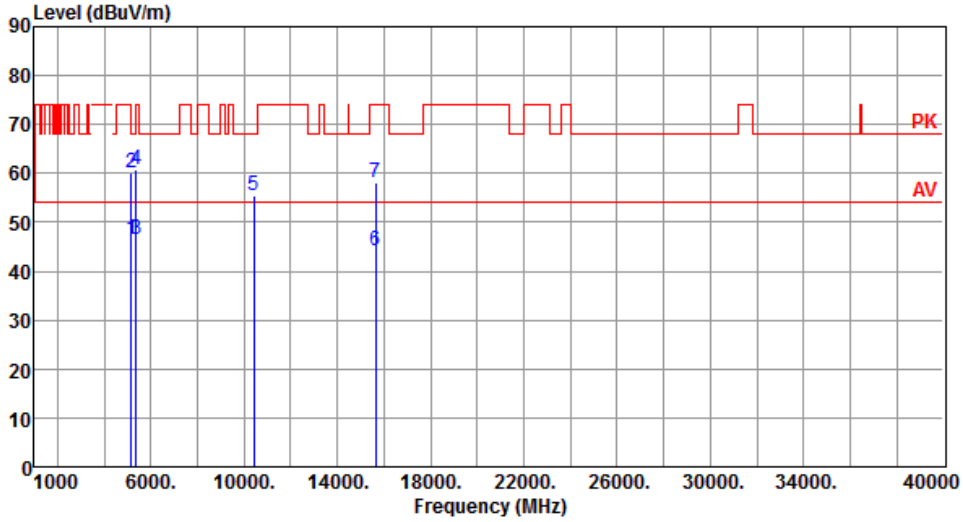

	Freq. MHz	Emission level dBuV/m	Limit dBuV/m	Margin dB	SA reading dBuV	Factor dB	Remark	ANT High cm	Turn Table deg
1	5150.00	46.50	54.00	-7.50	42.26	4.24	Average	122	110
2	5150.00	60.12	74.00	-13.88	55.88	4.24	Peak	122	110
3	5350.00	46.56	54.00	-7.44	42.13	4.43	Average	122	110
4	5350.00	60.74	74.00	-13.26	56.31	4.43	Peak	122	110
5	10420.00	55.37	68.20	-12.83	41.65	13.72	Peak	100	30
6	15630.00	44.09	54.00	-9.91	29.46	14.63	Average	100	50
7	15630.00	58.21	74.00	-15.79	43.58	14.63	Peak	100	50

Note 1: Emission Level (dBuV/m) = SA Reading (dBuV/m) + Factor* (dB)
*Factor includes antenna factor , cable loss and amplifier gain
Note 2: Margin (dB) = Emission level (dBuV/m) – Limit (dBuV/m).

Modulation	VHT80	Test Freq. (MHz)	5290
Polarization	Horizontal		

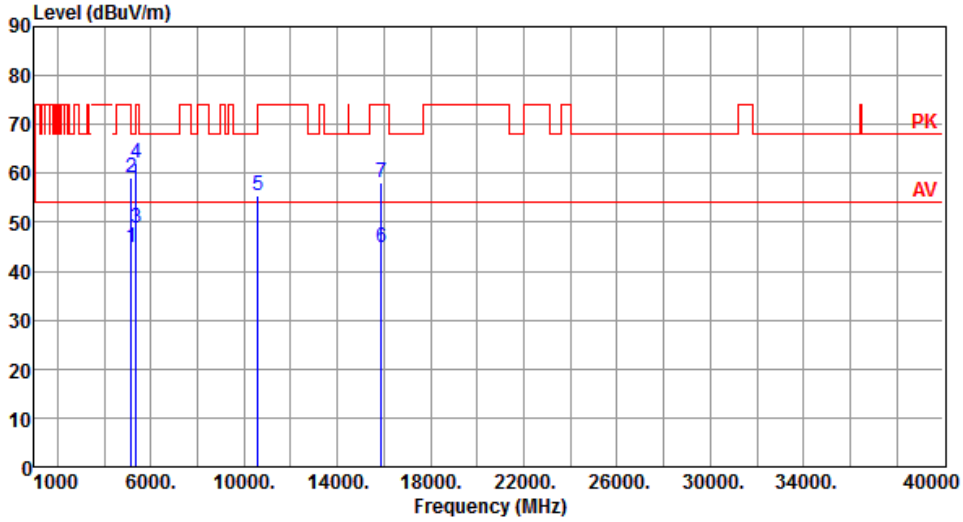

	Freq. MHz	Emission level dBuV/m	Limit dBuV/m	Margin dB	SA reading dBuV	Factor dB	Remark	ANT High cm	Turn Table deg
1	5150.00	44.89	54.00	-9.11	40.65	4.24	Average	201	220
2	5150.00	59.09	74.00	-14.91	54.85	4.24	Peak	201	220
3	5350.00	48.85	54.00	-5.15	44.42	4.43	Average	201	220
4	5350.00	62.10	74.00	-11.90	57.67	4.43	Peak	201	220
5	10580.00	55.47	68.20	-12.73	41.63	13.84	Peak	100	150
6	15870.00	44.73	54.00	-9.27	30.23	14.50	Average	100	20
7	15870.00	58.04	74.00	-15.96	43.54	14.50	Peak	100	20

Note 1: Emission Level (dBuV/m) = SA Reading (dBuV/m) + Factor* (dB)
*Factor includes antenna factor , cable loss and amplifier gain
Note 2: Margin (dB) = Emission level (dBuV/m) – Limit (dBuV/m).

Modulation	VHT80	Test Freq. (MHz)	5290
Polarization	Vertical		

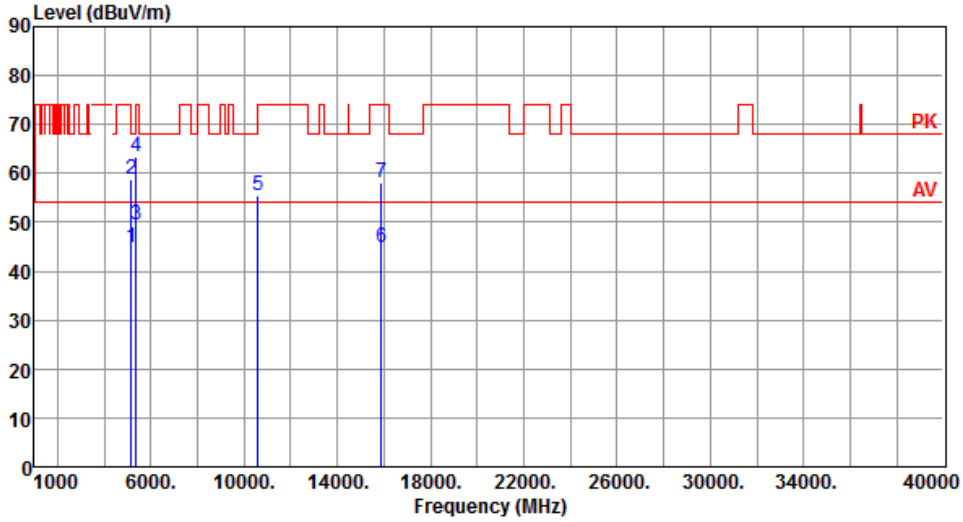

	Freq. MHz	Emission level dBuV/m	Limit dBuV/m	Margin dB	SA reading dBuV	Factor dB	Remark	ANT High cm	Turn Table deg
1	5150.00	44.90	54.00	-9.10	40.66	4.24	Average	112	113
2	5150.00	58.93	74.00	-15.07	54.69	4.24	Peak	112	113
3	5350.00	49.44	54.00	-4.56	45.01	4.43	Average	112	113
4	5350.00	63.35	74.00	-10.65	58.92	4.43	Peak	112	113
5	10580.00	55.45	68.20	-12.75	41.61	13.84	Peak	100	100
6	15870.00	44.76	54.00	-9.24	30.26	14.50	Average	100	20
7	15870.00	58.04	74.00	-15.96	43.54	14.50	Peak	100	20

Note 1: Emission Level (dBuV/m) = SA Reading (dBuV/m) + Factor* (dB)
*Factor includes antenna factor , cable loss and amplifier gain
Note 2: Margin (dB) = Emission level (dBuV/m) – Limit (dBuV/m).

Modulation	VHT80	Test Freq. (MHz)	5530
Polarization	Horizontal		

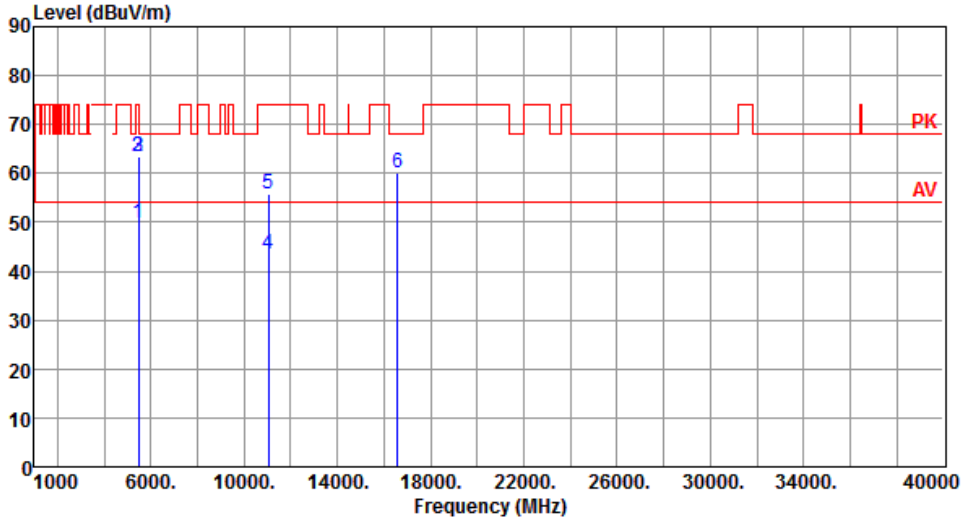

	Freq. MHz	Emission level dBuV/m	Limit dBuV/m	Margin dB	SA reading dBuV	Factor dB	Remark	ANT High cm	Turn Table deg
1	5460.00	49.66	54.00	-4.34	45.15	4.51	Average	184	311
2	5460.00	63.58	74.00	-10.42	59.07	4.51	Peak	184	311
3	5470.00	63.44	68.20	-4.76	58.92	4.52	Peak	184	311
4	11060.00	43.52	54.00	-10.48	29.23	14.29	Average	100	30
5	11060.00	55.74	74.00	-18.26	41.45	14.29	Peak	100	30
6	16590.00	60.20	68.20	-8.00	43.56	16.64	Peak	100	50

Note 1: Emission Level (dBuV/m) = SA Reading (dBuV/m) + Factor* (dB)
*Factor includes antenna factor , cable loss and amplifier gain
Note 2: Margin (dB) = Emission level (dBuV/m) – Limit (dBuV/m).

Modulation	VHT80	Test Freq. (MHz)	5530
Polarization	Vertical		

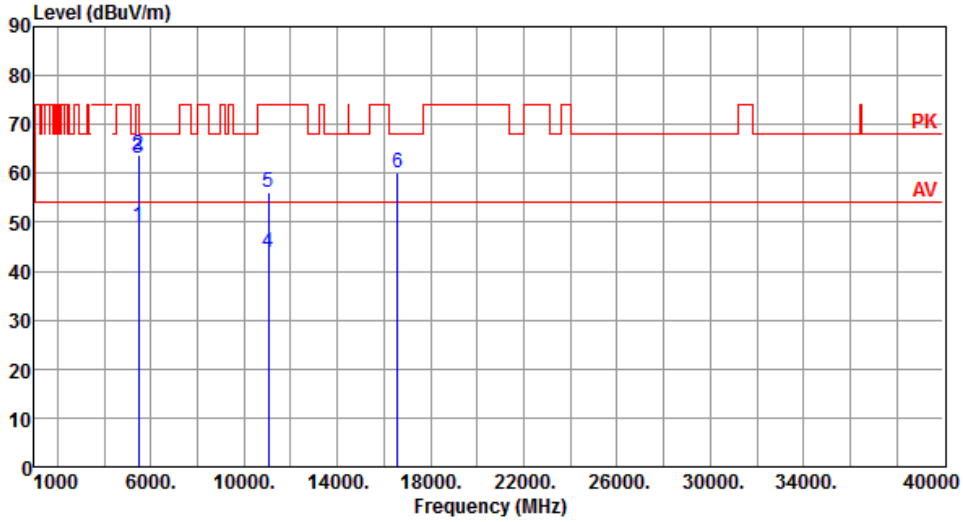

	Freq. MHz	Emission level dBuV/m	Limit dBuV/m	Margin dB	SA reading dBuV	Factor dB	Remark	ANT High cm	Turn Table deg
1	5460.00	49.13	54.00	-4.87	44.62	4.51	Average	378	104
2	5460.00	63.61	74.00	-10.39	59.10	4.51	Peak	378	104
3	5470.00	63.16	68.20	-5.04	58.64	4.52	Peak	378	104
4	11060.00	43.70	54.00	-10.30	29.41	14.29	Average	100	20
5	11060.00	55.97	74.00	-18.03	41.68	14.29	Peak	100	20
6	16590.00	60.16	68.20	-8.04	43.52	16.64	Peak	100	60

Note 1: Emission Level (dBuV/m) = SA Reading (dBuV/m) + Factor* (dB)
*Factor includes antenna factor , cable loss and amplifier gain
Note 2: Margin (dB) = Emission level (dBuV/m) – Limit (dBuV/m).

Modulation	VHT80	Test Freq. (MHz)	5610
Polarization	Horizontal		

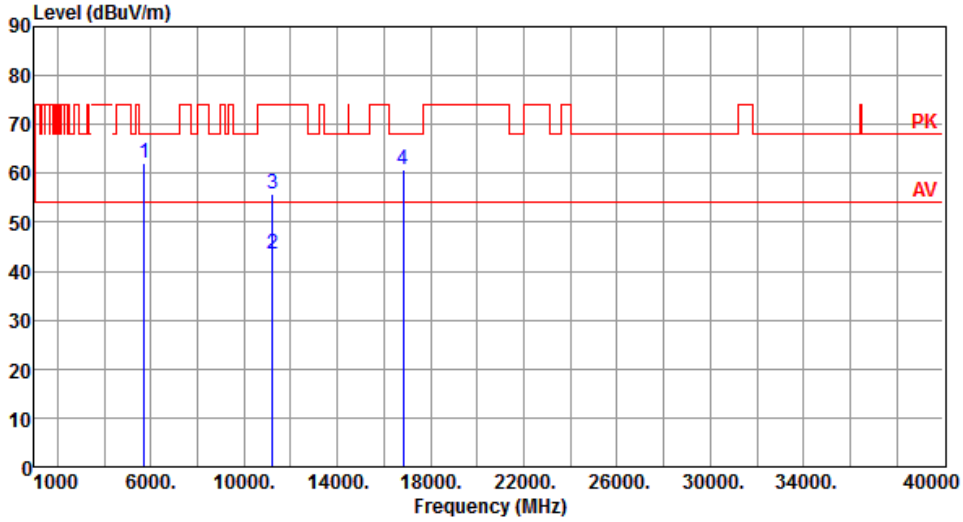

	Freq. MHz	Emission level dBuV/m	Limit dBuV/m	Margin dB	SA reading dBuV	Factor dB	Remark	ANT High cm	Turn Table deg
1	5725.00	62.19	68.20	-6.01	57.37	4.82	Peak	192	309
2	11220.00	43.39	54.00	-10.61	29.25	14.14	Average	100	30
3	11220.00	55.78	74.00	-18.22	41.64	14.14	Peak	100	30
4	16830.00	60.63	68.20	-7.57	43.55	17.08	Peak	100	50

Note 1: Emission Level (dBuV/m) = SA Reading (dBuV/m) + Factor* (dB)
*Factor includes antenna factor , cable loss and amplifier gain
Note 2: Margin (dB) = Emission level (dBuV/m) – Limit (dBuV/m).

Modulation	VHT80	Test Freq. (MHz)	5610
Polarization	Vertical		

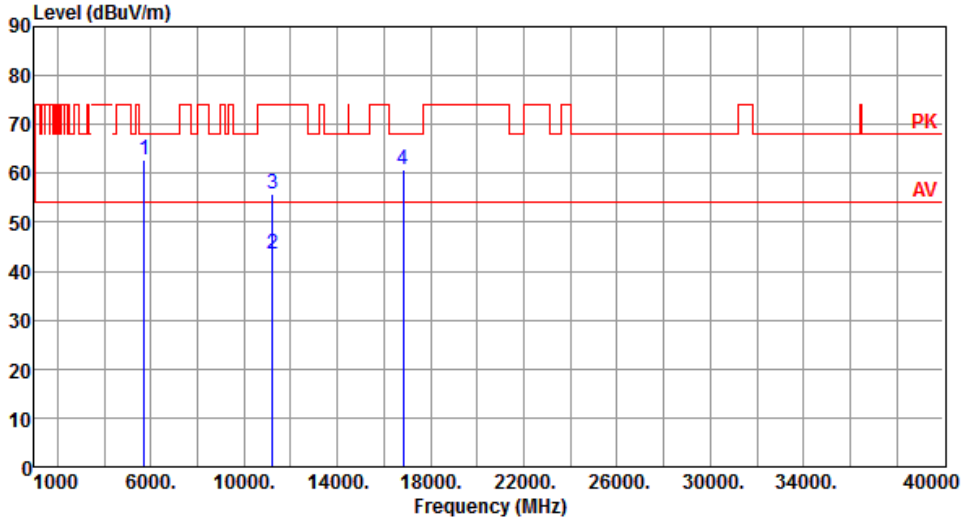

	Freq. MHz	Emission level dBuV/m	Limit dBuV/m	Margin dB	SA reading dBuV	Factor dB	Remark	ANT High cm	Turn Table deg
1	5725.00	62.85	68.20	-5.35	58.03	4.82	Peak	340	93
2	11220.00	43.61	54.00	-10.39	29.47	14.14	Average	100	90
3	11220.00	55.73	74.00	-18.27	41.59	14.14	Peak	100	90
4	16830.00	60.62	68.20	-7.58	43.54	17.08	Peak	100	200

Note 1: Emission Level (dBuV/m) = SA Reading (dBuV/m) + Factor* (dB)
*Factor includes antenna factor , cable loss and amplifier gain
Note 2: Margin (dB) = Emission level (dBuV/m) – Limit (dBuV/m).

Modulation	VHT80	Test Freq. (MHz)	5690
Polarization	Horizontal		

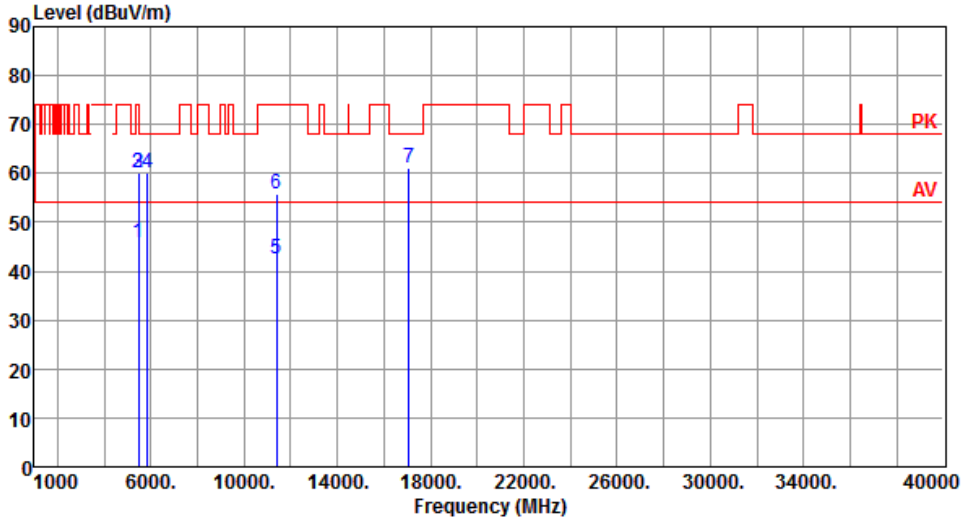

	Freq. MHz	Emission level dBuV/m	Limit dBuV/m	Margin dB	SA reading dBuV	Factor dB	Remark	ANT High cm	Turn Table deg
1	5460.00	45.86	54.00	-8.14	41.35	4.51	Average	229	318
2	5460.00	59.97	74.00	-14.03	55.46	4.51	Peak	229	318
3	5470.00	59.99	68.20	-8.21	55.47	4.52	Peak	229	318
4	5850.00	60.12	68.20	-8.08	55.13	4.99	Peak	229	318
5	11380.00	42.66	54.00	-11.34	28.64	14.02	Average	100	30
6	11380.00	55.69	74.00	-18.31	41.67	14.02	Peak	100	30
7	17070.00	61.06	68.20	-7.14	43.47	17.59	Peak	100	50

Note 1: Emission Level (dBuV/m) = SA Reading (dBuV/m) + Factor* (dB)
*Factor includes antenna factor , cable loss and amplifier gain
Note 2: Margin (dB) = Emission level (dBuV/m) – Limit (dBuV/m).

Modulation	VHT80	Test Freq. (MHz)	5690
Polarization	Vertical		

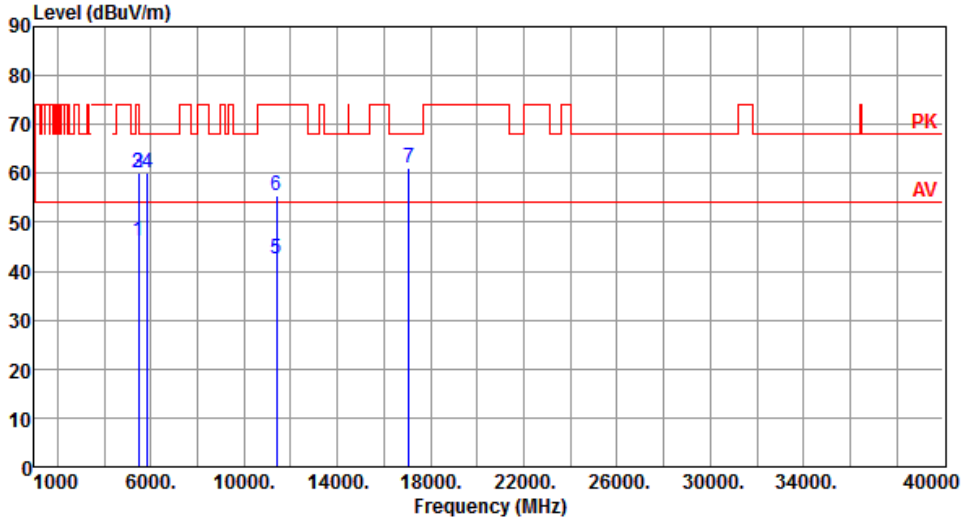

	Freq. MHz	Emission level dBuV/m	Limit dBuV/m	Margin dB	SA reading dBuV	Factor dB	Remark	ANT High cm	Turn Table deg
1	5460.00	46.00	54.00	-8.00	41.49	4.51	Average	368	90
2	5460.00	60.10	74.00	-13.90	55.59	4.51	Peak	368	90
3	5470.00	60.13	68.20	-8.07	55.61	4.52	Peak	368	90
4	5850.00	60.25	68.20	-7.95	55.26	4.99	Peak	368	90
5	11380.00	42.46	54.00	-11.54	28.44	14.02	Average	100	90
6	11380.00	55.56	74.00	-18.44	41.54	14.02	Peak	100	90
7	17070.00	61.14	68.20	-7.06	43.55	17.59	Peak	100	100

Note 1: Emission Level (dBuV/m) = SA Reading (dBuV/m) + Factor* (dB)
*Factor includes antenna factor , cable loss and amplifier gain
Note 2: Margin (dB) = Emission level (dBuV/m) – Limit (dBuV/m).

Modulation	VHT80	Test Freq. (MHz)	5775
Polarization	Horizontal		

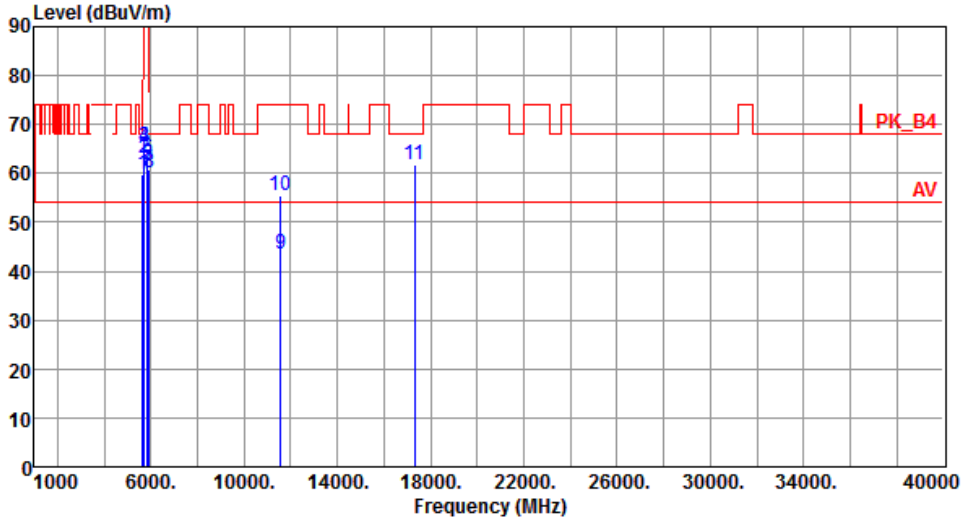

	Freq. MHz	Emission level dBuV/m	Limit dBuV/m	Margin dB	SA reading dBuV	Factor dB	Remark	ANT High cm	Turn Table deg
1	5650.00	59.90	68.20	-8.30	55.17	4.73	Peak	192	290
2	5700.00	62.97	105.20	-42.23	58.18	4.79	Peak	192	290
3	5720.00	65.50	110.80	-45.30	60.68	4.82	Peak	192	290
4	5725.00	65.56	122.20	-56.64	60.74	4.82	Peak	192	290
5	5850.00	61.76	122.20	-60.44	56.77	4.99	Peak	192	290
6	5855.00	63.10	110.80	-47.70	58.10	5.00	Peak	192	290
7	5875.00	60.76	105.20	-44.44	55.74	5.02	Peak	192	290
8	5925.00	60.11	68.20	-8.09	55.03	5.08	Peak	192	290
9	11550.00	43.41	54.00	-10.59	29.56	13.85	Average	100	30
10	11550.00	55.42	74.00	-18.58	41.57	13.85	Peak	100	30
11	17325.00	61.77	68.20	-6.43	43.49	18.28	Peak	100	50

Note 1: Emission Level (dBuV/m) = SA Reading (dBuV/m) + Factor* (dB)
*Factor includes antenna factor , cable loss and amplifier gain
Note 2: Margin (dB) = Emission level (dBuV/m) – Limit (dBuV/m).

Modulation	VHT80	Test Freq. (MHz)	5775
Polarization	Vertical		

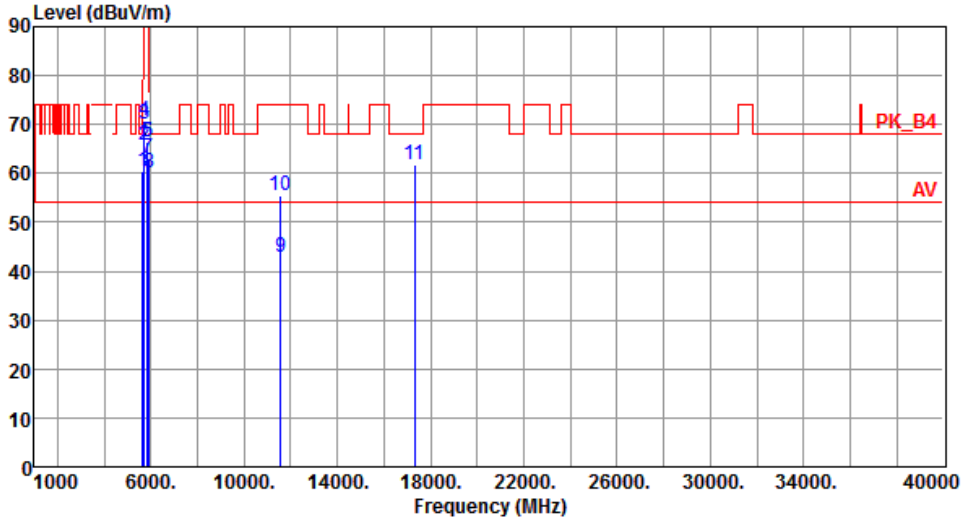

	Freq. MHz	Emission level dBuV/m	Limit dBuV/m	Margin dB	SA reading dBuV	Factor dB	Remark	ANT High cm	Turn Table deg
1	5650.00	60.47	68.20	-7.73	55.74	4.73	Peak	360	91
2	5700.00	65.61	105.20	-39.59	60.82	4.79	Peak	360	91
3	5720.00	70.14	110.80	-40.66	65.32	4.82	Peak	360	91
4	5725.00	70.82	122.20	-51.38	66.00	4.82	Peak	360	91
5	5850.00	66.56	122.20	-55.64	61.57	4.99	Peak	360	91
6	5855.00	66.35	110.80	-44.45	61.35	5.00	Peak	360	91
7	5875.00	63.08	105.20	-42.12	58.06	5.02	Peak	360	91
8	5925.00	60.05	68.20	-8.15	54.97	5.08	Peak	360	91
9	11550.00	42.97	54.00	-11.03	29.12	13.85	Average	100	20
10	11550.00	55.53	74.00	-18.47	41.68	13.85	Peak	100	20
11	17325.00	61.93	68.20	-6.27	43.65	18.28	Peak	100	30

Note 1: Emission Level (dBuV/m) = SA Reading (dBuV/m) + Factor* (dB)
*Factor includes antenna factor , cable loss and amplifier gain
Note 2: Margin (dB) = Emission level (dBuV/m) – Limit (dBuV/m).

Test Configuration 4

3.5.19 Transmitter Radiated Unwanted Emissions (Below 1GHz)

Modulation	VHT20	**Test Freq. (MHz)**	5240
Polarization	Horizontal		

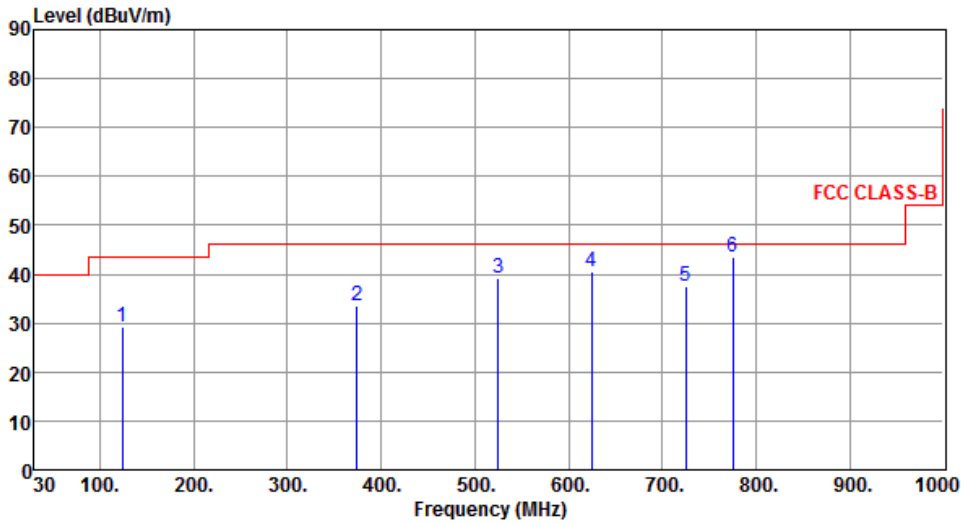

	Freq. MHz	Emission level dBuV/m	Limit dBuV/m	Margin dB	SA reading dBuV	Factor dB	Remark	ANT High cm	Turn Table deg
1	124.09	29.32	43.50	-14.18	39.58	-10.26	Peak	---	---
2	374.35	33.51	46.00	-12.49	39.47	-5.96	Peak	---	---
3	524.70	39.35	46.00	-6.65	42.10	-2.75	Peak	---	---
4	624.61	40.37	46.00	-5.63	40.82	-0.45	Peak	---	---
5	725.49	37.40	46.00	-8.60	36.13	1.27	Peak	---	---
6	774.99	43.56	46.00	-2.44	41.51	2.05	QP	100	145

Note 1: Emission Level (dBuV/m) = SA Reading (dBuV/m) + Factor* (dB)
*Factor includes antenna factor , cable loss and amplifier gain
Note 2: Margin (dB) = Emission level (dBuV/m) – Limit (dBuV/m).
Note 3: All spurious emissions below 30MHz are more than 20 dB below the limit.

Modulation	VHT20	Test Freq. (MHz)	5240
Polarization	Vertical		

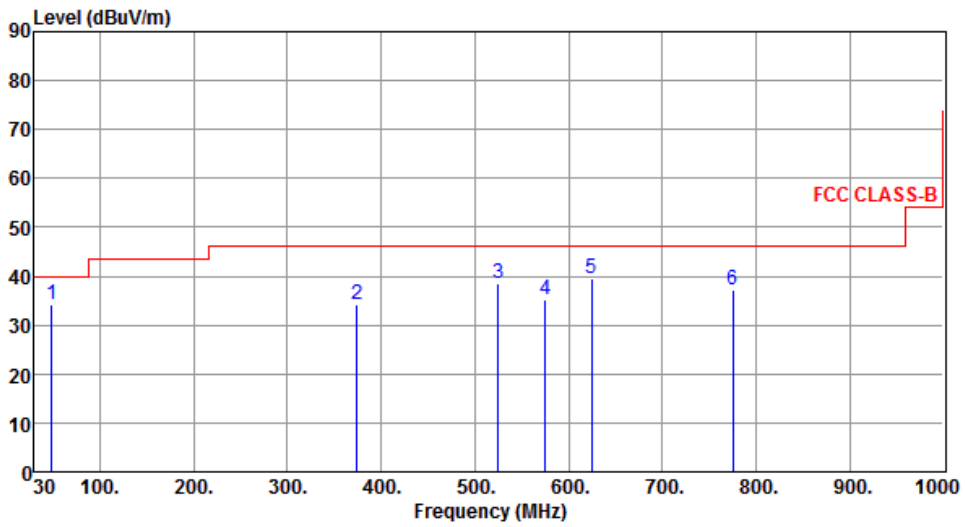

	Freq. MHz	Emission level dBuV/m	Limit dBuV/m	Margin dB	SA reading dBuV	Factor dB	Remark	ANT High cm	Turn Table deg
1	48.43	34.26	40.00	-5.74	42.29	-8.03	Peak	---	---
2	374.35	34.31	46.00	-11.69	40.27	-5.96	Peak	---	---
3	524.70	38.53	46.00	-7.47	41.28	-2.75	Peak	---	---
4	575.14	35.26	46.00	-10.74	36.73	-1.47	Peak	---	---
5	624.61	39.36	46.00	-6.64	39.81	-0.45	Peak	---	---
6	774.96	37.16	46.00	-8.84	35.11	2.05	Peak	---	---

Note 1: Emission Level (dBuV/m) = SA Reading (dBuV/m) + Factor* (dB)
*Factor includes antenna factor , cable loss and amplifier gain
Note 2: Margin (dB) = Emission level (dBuV/m) – Limit (dBuV/m).
Note 3: All spurious emissions below 30MHz are more than 20 dB below the limit.

Modulation	VHT20	Test Freq. (MHz)	5745
Polarization	Horizontal		

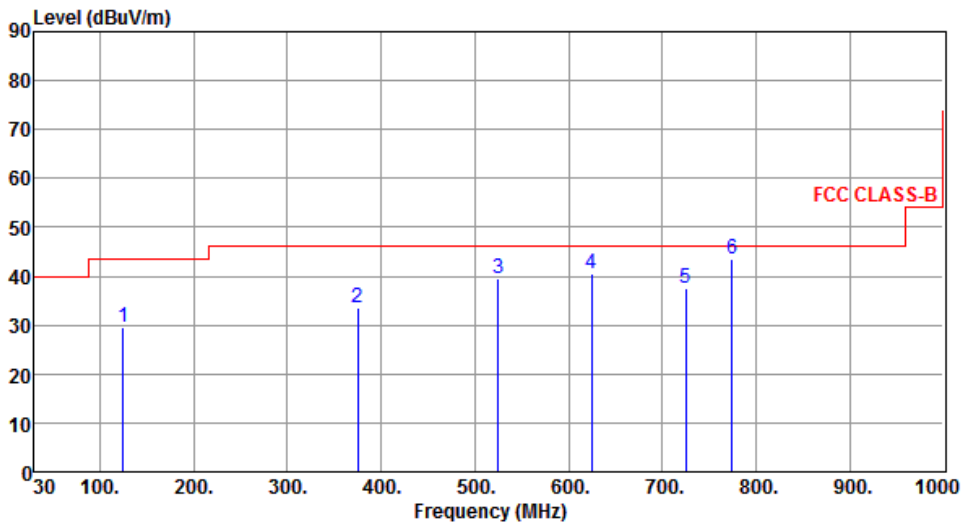

	Freq. MHz	Emission level dBuV/m	Limit dBuV/m	Margin dB	SA reading dBuV	Factor dB	Remark	ANT High cm	Turn Table deg
1	124.65	29.65	43.50	-13.85	39.84	-10.19	Peak	---	---
2	374.69	33.68	46.00	-12.32	39.63	-5.95	Peak	---	---
3	524.60	39.47	46.00	-6.53	42.23	-2.76	Peak	---	---
4	624.61	40.67	46.00	-5.33	41.12	-0.45	Peak	---	---
5	724.89	37.54	46.00	-8.46	36.29	1.25	Peak	---	---
6	774.87	43.47	46.00	-2.53	41.42	2.05	QP	100	144

Note 1: Emission Level (dBuV/m) = SA Reading (dBuV/m) + Factor* (dB)
*Factor includes antenna factor , cable loss and amplifier gain
Note 2: Margin (dB) = Emission level (dBuV/m) – Limit (dBuV/m).
Note 3: All spurious emissions below 30MHz are more than 20 dB below the limit.

Modulation	VHT20	Test Freq. (MHz)	5745
Polarization	Vertical		

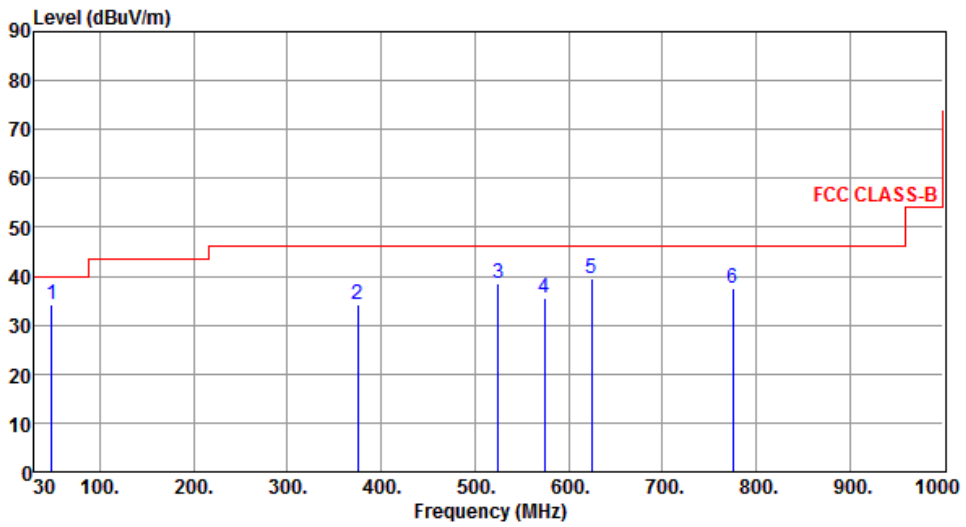

	Freq. MHz	Emission level dBuV/m	Limit dBuV/m	Margin dB	SA reading dBuV	Factor dB	Remark	ANT High cm	Turn Table deg
1	48.64	34.11	40.00	-5.89	42.13	-8.02	Peak	---	---
2	375.31	34.27	46.00	-11.73	40.19	-5.92	Peak	---	---
3	524.66	38.64	46.00	-7.36	41.40	-2.76	Peak	---	---
4	574.64	35.64	46.00	-10.36	37.13	-1.49	Peak	---	---
5	624.58	39.57	46.00	-6.43	40.02	-0.45	Peak	---	---
6	774.88	37.54	46.00	-8.46	35.49	2.05	Peak	---	---

Note 1: Emission Level (dBuV/m) = SA Reading (dBuV/m) + Factor* (dB)
*Factor includes antenna factor , cable loss and amplifier gain
Note 2: Margin (dB) = Emission level (dBuV/m) – Limit (dBuV/m).
Note 3: All spurious emissions below 30MHz are more than 20 dB below the limit.

3.5.20 Transmitter Radiated Unwanted Emissions (Above 1GHz) for 11a

Modulation	11a	Test Freq. (MHz)	5180
Polarization	Horizontal		

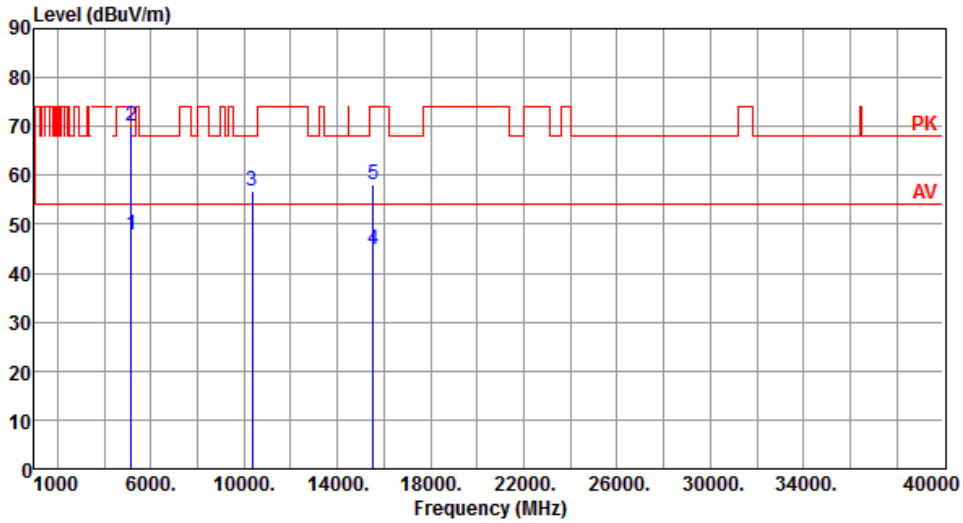

	Freq. MHz	Emission level dBuV/m	Limit dBuV/m	Margin dB	SA reading dBuV	Factor dB	Remark	ANT High cm	Turn Table deg
1	5150.00	47.75	54.00	-6.25	43.51	4.24	Average	187	235
2	5150.00	70.23	74.00	-3.77	65.99	4.24	Peak	187	235
3	10360.00	56.67	68.20	-11.53	42.98	13.69	Peak	194	2
4	15540.00	44.72	54.00	-9.28	30.03	14.69	Average	100	305
5	15540.00	58.25	74.00	-15.75	43.56	14.69	Peak	100	305

Note 1: Emission Level (dBuV/m) = SA Reading (dBuV/m) + Factor* (dB)
*Factor includes antenna factor , cable loss and amplifier gain
Note 2: Margin (dB) = Emission level (dBuV/m) – Limit (dBuV/m).

Modulation	11a	Test Freq. (MHz)	5180
Polarization	Vertical		

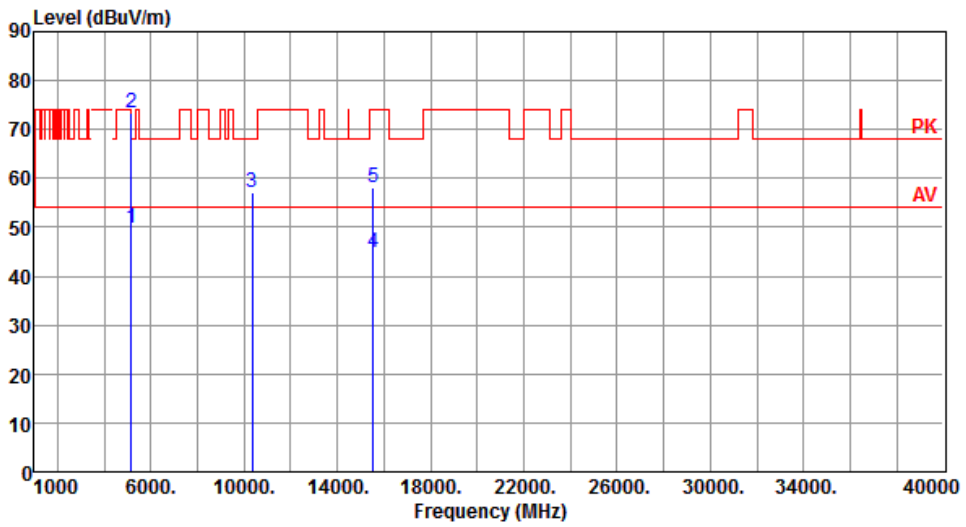

	Freq. MHz	Emission level dBuV/m	Limit dBuV/m	Margin dB	SA reading dBuV	Factor dB	Remark	ANT High cm	Turn Table deg
1	5150.00	49.95	54.00	-4.05	45.71	4.24	Average	205	284
2	5150.00	73.29	74.00	-0.71	69.05	4.24	Peak	205	284
3	10360.00	57.25	68.20	-10.95	43.56	13.69	Peak	100	260
4	15540.00	44.75	54.00	-9.25	30.06	14.69	Average	100	160
5	15540.00	58.20	74.00	-15.80	43.51	14.69	Peak	100	160

Note 1: Emission Level (dBuV/m) = SA Reading (dBuV/m) + Factor* (dB)
*Factor includes antenna factor , cable loss and amplifier gain
Note 2: Margin (dB) = Emission level (dBuV/m) – Limit (dBuV/m).

Modulation	11a	Test Freq. (MHz)	5200
Polarization	Horizontal		

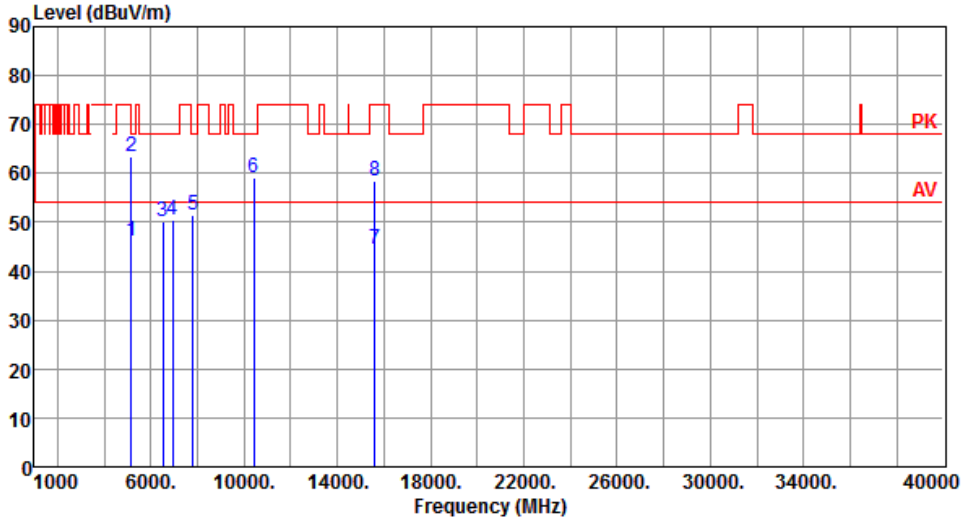

	Freq. MHz	Emission level dBuV/m	Limit dBuV/m	Margin dB	SA reading dBuV	Factor dB	Remark	ANT High cm	Turn Table deg
1	5150.00	46.10	54.00	-7.90	41.86	4.24	Average	100	194
2	5150.00	63.37	74.00	-10.63	59.13	4.24	Peak	100	194
3	6500.00	50.17	68.20	-18.03	43.45	6.72	Peak	184	226
4	6933.33	50.43	68.20	-17.77	42.75	7.68	Peak	171	239
5	7800.00	51.32	68.20	-16.88	42.15	9.17	Peak	100	70
6	10400.00	59.03	68.20	-9.17	45.32	13.71	Peak	196	0
7	15600.00	44.66	54.00	-9.34	30.01	14.65	Average	100	304
8	15600.00	58.39	74.00	-15.61	43.74	14.65	Peak	100	304

Note 1: Emission Level (dBuV/m) = SA Reading (dBuV/m) + Factor* (dB)
*Factor includes antenna factor , cable loss and amplifier gain
Note 2: Margin (dB) = Emission level (dBuV/m) – Limit (dBuV/m).

Modulation	11a	Test Freq. (MHz)	5200
Polarization	Vertical		

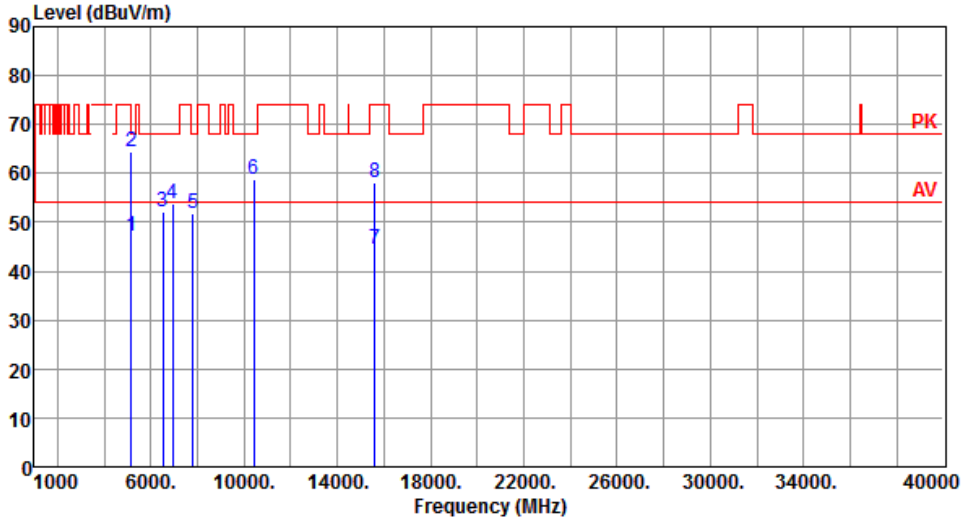

	Freq. MHz	Emission level dBuV/m	Limit dBuV/m	Margin dB	SA reading dBuV	Factor dB	Remark	ANT High cm	Turn Table deg
1	5150.00	47.28	54.00	-6.72	43.04	4.24	Average	225	287
2	5150.00	64.51	74.00	-9.49	60.27	4.24	Peak	225	287
3	6500.00	52.12	68.20	-16.08	45.40	6.72	Peak	165	248
4	6933.33	53.67	68.20	-14.53	45.99	7.68	Peak	100	168
5	7800.00	51.80	68.20	-16.40	42.63	9.17	Peak	100	255
6	10400.00	58.83	68.20	-9.37	45.12	13.71	Peak	296	259
7	15600.00	44.63	54.00	-9.37	29.98	14.65	Average	100	168
8	15600.00	58.01	74.00	-15.99	43.36	14.65	Peak	100	168

Note 1: Emission Level (dBuV/m) = SA Reading (dBuV/m) + Factor* (dB)
*Factor includes antenna factor , cable loss and amplifier gain
Note 2: Margin (dB) = Emission level (dBuV/m) – Limit (dBuV/m).

Modulation	11a	Test Freq. (MHz)	5240
Polarization	Horizontal		

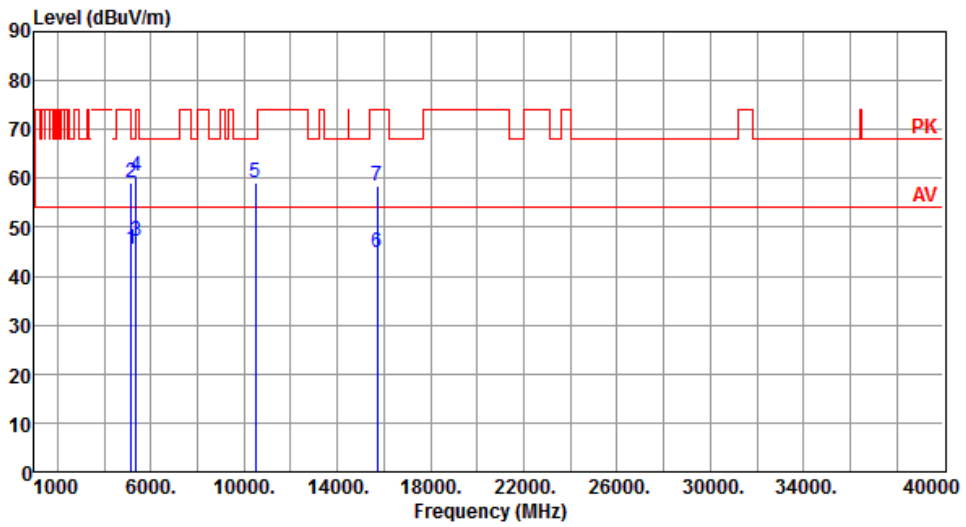

	Freq. MHz	Emission level dBuV/m	Limit dBuV/m	Margin dB	SA reading dBuV	Factor dB	Remark	ANT High cm	Turn Table deg
1	5150.00	45.37	54.00	-8.63	41.13	4.24	Average	178	222
2	5150.00	58.97	74.00	-15.03	54.73	4.24	Peak	178	222
3	5350.00	47.19	54.00	-6.81	42.76	4.43	Average	178	222
4	5350.00	60.28	74.00	-13.72	55.85	4.43	Peak	178	222
5	10480.00	59.15	68.20	-9.05	45.41	13.74	Peak	195	5
6	15720.00	44.72	54.00	-9.28	30.14	14.58	Average	100	306
7	15720.00	58.36	74.00	-15.64	43.78	14.58	Peak	100	306

Note 1: Emission Level (dBuV/m) = SA Reading (dBuV/m) + Factor* (dB)
*Factor includes antenna factor , cable loss and amplifier gain
Note 2: Margin (dB) = Emission level (dBuV/m) – Limit (dBuV/m).

Modulation	11a	Test Freq. (MHz)	5240
Polarization	Vertical		

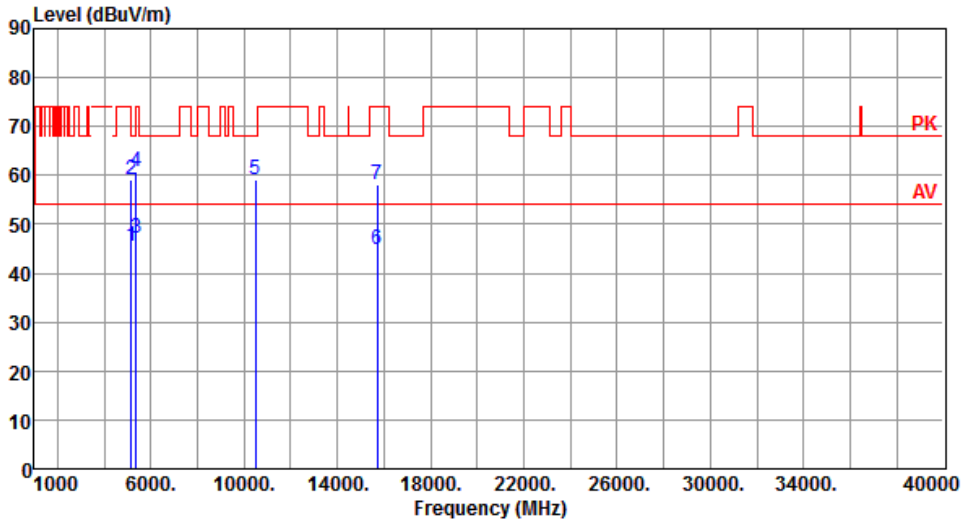

	Freq. MHz	Emission level dBuV/m	Limit dBuV/m	Margin dB	SA reading dBuV	Factor dB	Remark	ANT High cm	Turn Table deg
1	5150.00	45.45	54.00	-8.55	41.21	4.24	Average	207	285
2	5150.00	59.24	74.00	-14.76	55.00	4.24	Peak	207	285
3	5350.00	47.06	54.00	-6.94	42.63	4.43	Average	207	285
4	5350.00	60.74	74.00	-13.26	56.31	4.43	Peak	207	285
5	10480.00	59.10	68.20	-9.10	45.36	13.74	Peak	287	261
6	15720.00	44.71	54.00	-9.29	30.13	14.58	Average	100	170
7	15720.00	58.17	74.00	-15.83	43.59	14.58	Peak	100	170

Note 1: Emission Level (dBuV/m) = SA Reading (dBuV/m) + Factor* (dB)
*Factor includes antenna factor , cable loss and amplifier gain
Note 2: Margin (dB) = Emission level (dBuV/m) – Limit (dBuV/m).

Modulation	11a	Test Freq. (MHz)	5260
Polarization	Horizontal		

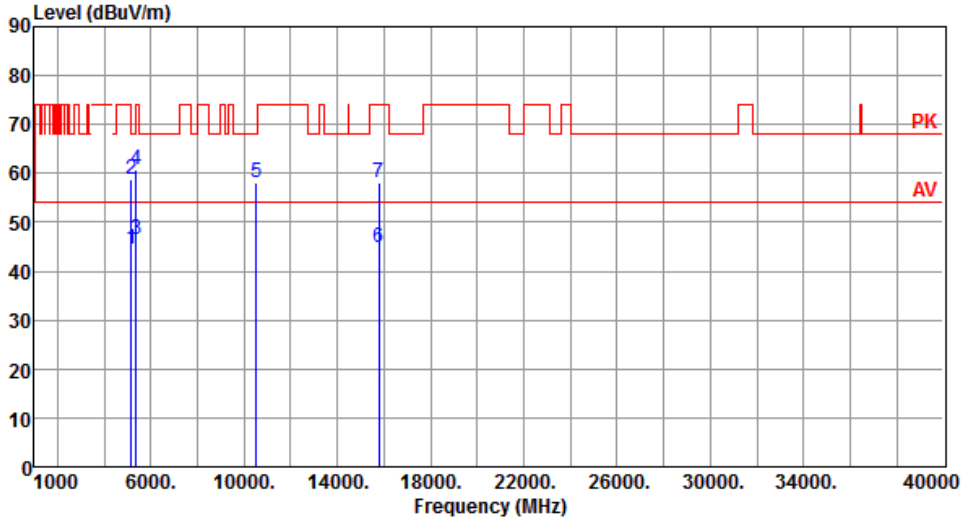

	Freq. MHz	Emission level dBuV/m	Limit dBuV/m	Margin dB	SA reading dBuV	Factor dB	Remark	ANT High cm	Turn Table deg
1	5150.00	44.37	54.00	-9.63	40.13	4.24	Average	176	224
2	5150.00	58.88	74.00	-15.12	54.64	4.24	Peak	176	224
3	5350.00	46.56	54.00	-7.44	42.13	4.43	Average	176	224
4	5350.00	60.67	74.00	-13.33	56.24	4.43	Peak	176	224
5	10520.00	58.03	68.20	-10.17	44.26	13.77	Peak	188	2
6	15780.00	44.68	54.00	-9.32	30.13	14.55	Average	100	301
7	15780.00	58.22	74.00	-15.78	43.67	14.55	Peak	100	301

Note 1: Emission Level (dBuV/m) = SA Reading (dBuV/m) + Factor* (dB)
*Factor includes antenna factor , cable loss and amplifier gain
Note 2: Margin (dB) = Emission level (dBuV/m) – Limit (dBuV/m).

Modulation	11a	Test Freq. (MHz)	5260
Polarization	Vertical		

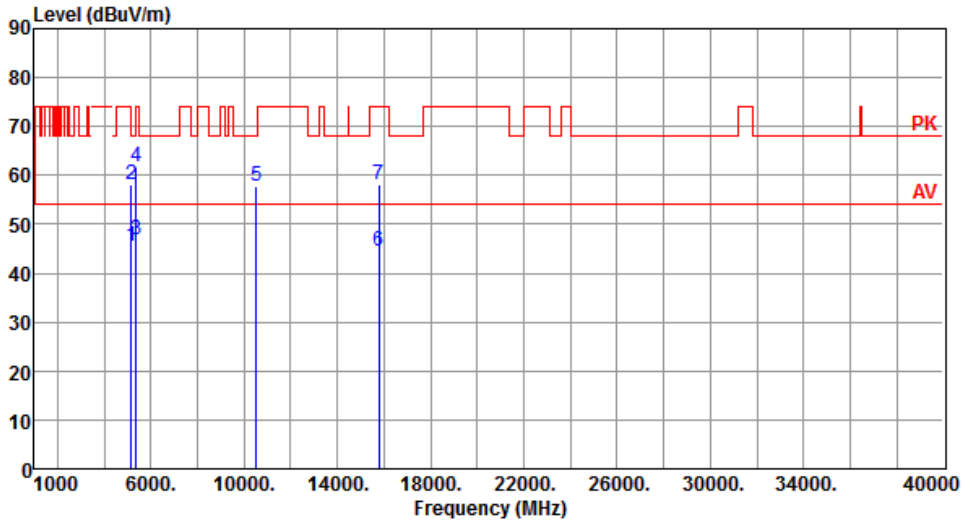

	Freq. MHz	Emission level dBuV/m	Limit dBuV/m	Margin dB	SA reading dBuV	Factor dB	Remark	ANT High cm	Turn Table deg
1	5150.00	45.50	54.00	-8.50	41.26	4.24	Average	201	287
2	5150.00	58.04	74.00	-15.96	53.80	4.24	Peak	201	287
3	5350.00	46.96	54.00	-7.04	42.53	4.43	Average	201	287
4	5350.00	61.88	74.00	-12.12	57.45	4.43	Peak	201	287
5	10520.00	57.93	68.20	-10.27	44.16	13.77	Peak	287	263
6	15780.00	44.61	54.00	-9.39	30.06	14.55	Average	100	170
7	15780.00	58.06	74.00	-15.94	43.51	14.55	Peak	100	170

Note 1: Emission Level (dBuV/m) = SA Reading (dBuV/m) + Factor* (dB)
*Factor includes antenna factor , cable loss and amplifier gain
Note 2: Margin (dB) = Emission level (dBuV/m) – Limit (dBuV/m).

Modulation	11a	Test Freq. (MHz)	5300
Polarization	Horizontal		

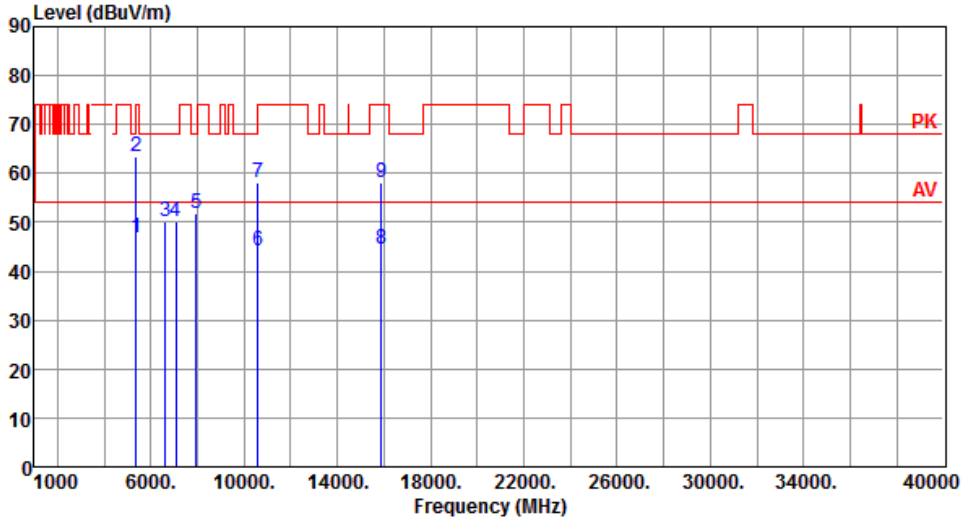

	Freq. MHz	Emission level dBuV/m	Limit dBuV/m	Margin dB	SA reading dBuV	Factor dB	Remark	ANT High cm	Turn Table deg
1	5350.00	46.97	54.00	-7.03	42.54	4.43	Average	188	227
2	5350.00	63.29	74.00	-10.71	58.86	4.43	Peak	188	227
3	6625.00	50.24	68.20	-17.96	43.24	7.00	Peak	187	226
4	7066.66	50.21	68.20	-17.99	42.26	7.95	Peak	100	60
5	7950.00	51.88	68.20	-16.32	42.36	9.52	Peak	100	90
6	10600.00	44.13	54.00	-9.87	30.26	13.87	Average	192	0
7	10600.00	58.01	74.00	-15.99	44.14	13.87	Peak	192	0
8	15900.00	44.63	54.00	-9.37	30.15	14.48	Average	100	300
9	15900.00	58.04	74.00	-15.96	43.56	14.48	Peak	100	300

Note 1: Emission Level (dBuV/m) = SA Reading (dBuV/m) + Factor* (dB)
*Factor includes antenna factor , cable loss and amplifier gain
Note 2: Margin (dB) = Emission level (dBuV/m) – Limit (dBuV/m).

Modulation	11a	Test Freq. (MHz)	5300
Polarization	Vertical		

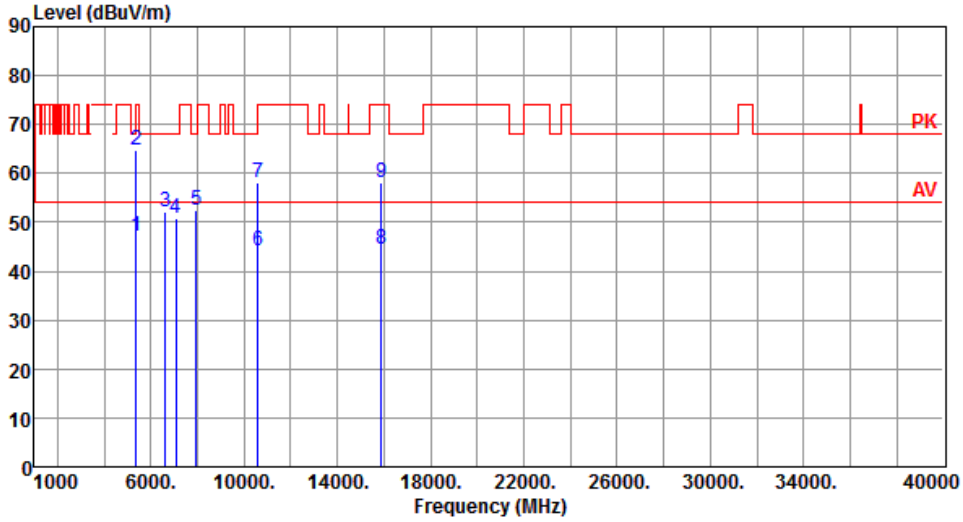

	Freq. MHz	Emission level dBuV/m	Limit dBuV/m	Margin dB	SA reading dBuV	Factor dB	Remark	ANT High cm	Turn Table deg
1	5350.00	47.24	54.00	-6.76	42.81	4.43	Average	193	285
2	5350.00	64.67	74.00	-9.33	60.24	4.43	Peak	193	285
3	6625.00	52.20	68.20	-16.00	45.20	7.00	Peak	172	239
4	7066.66	50.97	68.20	-17.23	43.02	7.95	Peak	100	175
5	7950.00	52.58	68.20	-15.62	43.06	9.52	Peak	100	244
6	10600.00	44.24	54.00	-9.76	30.37	13.87	Average	124	250
7	10600.00	58.04	74.00	-15.96	44.17	13.87	Peak	124	250
8	15900.00	44.60	54.00	-9.40	30.12	14.48	Average	100	198
9	15900.00	58.19	74.00	-15.81	43.71	14.48	Peak	100	198

Note 1: Emission Level (dBuV/m) = SA Reading (dBuV/m) + Factor* (dB)
*Factor includes antenna factor , cable loss and amplifier gain
Note 2: Margin (dB) = Emission level (dBuV/m) – Limit (dBuV/m).

Modulation	11a	Test Freq. (MHz)	5320
Polarization	Horizontal		

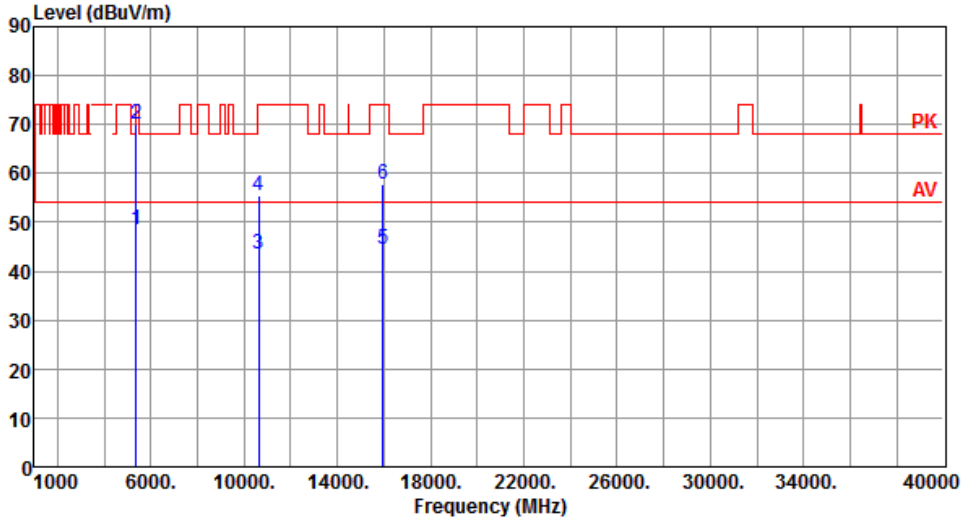

	Freq. MHz	Emission level dBuV/m	Limit dBuV/m	Margin dB	SA reading dBuV	Factor dB	Remark	ANT High cm	Turn Table deg
1	5350.00	48.53	54.00	-5.47	44.10	4.43	Average	174	230
2	5350.00	70.08	74.00	-3.92	65.65	4.43	Peak	174	230
3	10640.00	43.38	54.00	-10.62	29.46	13.92	Average	100	250
4	10640.00	55.51	74.00	-18.49	41.59	13.92	Peak	100	250
5	15960.00	44.46	54.00	-9.54	30.02	14.44	Average	100	250
6	15960.00	57.88	74.00	-16.12	43.44	14.44	Peak	100	250

Note 1: Emission Level (dBuV/m) = SA Reading (dBuV/m) + Factor* (dB)
*Factor includes antenna factor , cable loss and amplifier gain
Note 2: Margin (dB) = Emission level (dBuV/m) – Limit (dBuV/m).

Modulation	11a	Test Freq. (MHz)	5320
Polarization	Vertical		

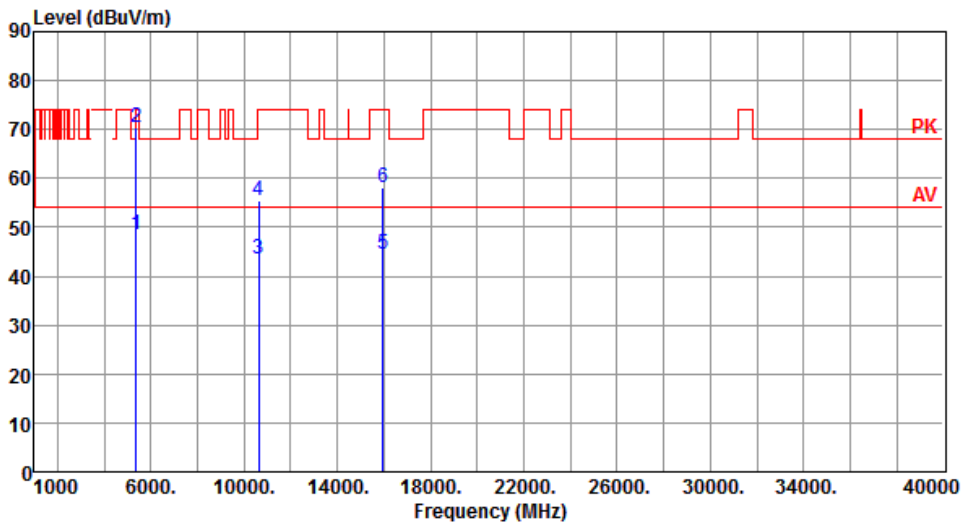

	Freq. MHz	Emission level dBuV/m	Limit dBuV/m	Margin dB	SA reading dBuV	Factor dB	Remark	ANT High cm	Turn Table deg
1	5350.00	48.60	54.00	-5.40	44.17	4.43	Average	167	288
2	5350.00	70.26	74.00	-3.74	65.83	4.43	Peak	167	288
3	10640.00	43.38	54.00	-10.62	29.46	13.92	Average	100	200
4	10640.00	55.48	74.00	-18.52	41.56	13.92	Peak	100	200
5	15960.00	44.41	54.00	-9.59	29.97	14.44	Average	100	200
6	15960.00	58.01	74.00	-15.99	43.57	14.44	Peak	100	200

Note 1: Emission Level (dBuV/m) = SA Reading (dBuV/m) + Factor* (dB)
*Factor includes antenna factor , cable loss and amplifier gain
Note 2: Margin (dB) = Emission level (dBuV/m) – Limit (dBuV/m).

Modulation	11a	Test Freq. (MHz)	5500
Polarization	Horizontal		

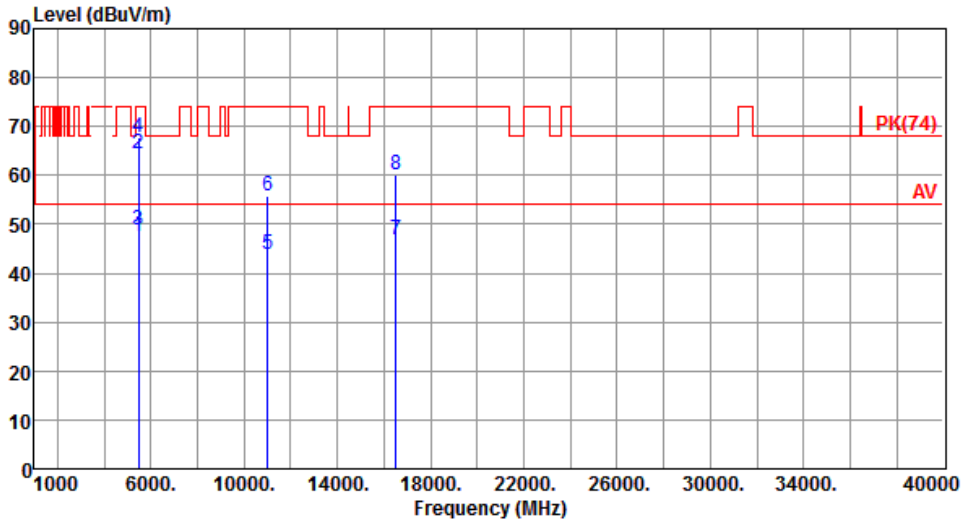

	Freq. MHz	Emission level dBuV/m	Limit dBuV/m	Margin dB	SA reading dBuV	Factor dB	Remark	ANT High cm	Turn Table deg
1	5460.00	47.53	54.00	-6.47	43.02	4.51	Average	194	206
2	5460.00	64.55	74.00	-9.45	60.04	4.51	Peak	194	206
3	5470.00	48.73	54.00	-5.27	44.21	4.52	Average	194	206
4	5470.00	67.79	74.00	-6.21	63.27	4.52	Peak	194	206
5	11000.00	43.79	54.00	-10.21	29.45	14.34	Average	100	191
6	11000.00	55.90	74.00	-18.10	41.56	14.34	Peak	100	191
7	16500.00	46.74	54.00	-7.26	30.26	16.48	Average	100	20
8	16500.00	60.10	74.00	-13.90	43.62	16.48	Peak	100	20

Note 1: Emission Level (dBuV/m) = SA Reading (dBuV/m) + Factor* (dB)
*Factor includes antenna factor , cable loss and amplifier gain
Note 2: Margin (dB) = Emission level (dBuV/m) – Limit (dBuV/m).

Modulation	11a	Test Freq. (MHz)	5500
Polarization	Vertical		

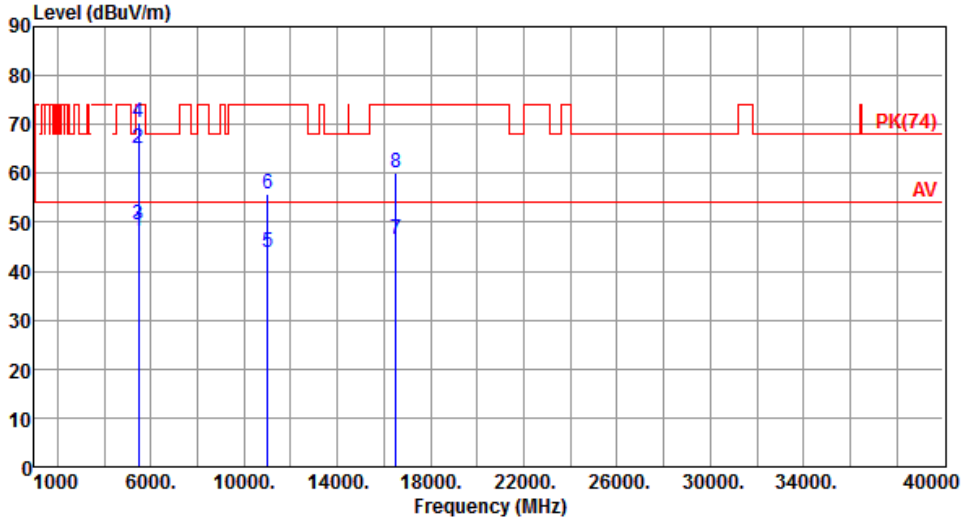

	Freq. MHz	Emission level dBuV/m	Limit dBuV/m	Margin dB	SA reading dBuV	Factor dB	Remark	ANT High cm	Turn Table deg
1	5460.00	48.15	54.00	-5.85	43.64	4.51	Average	161	263
2	5460.00	65.24	74.00	-8.76	60.73	4.51	Peak	161	263
3	5470.00	49.41	54.00	-4.59	44.89	4.52	Average	161	263
4	5470.00	70.47	74.00	-3.53	65.95	4.52	Peak	161	263
5	11000.00	43.99	54.00	-10.01	29.65	14.34	Average	100	260
6	11000.00	55.91	74.00	-18.09	41.57	14.34	Peak	100	260
7	16500.00	46.60	54.00	-7.40	30.12	16.48	Average	100	50
8	16500.00	60.15	74.00	-13.85	43.67	16.48	Peak	100	50

Note 1: Emission Level (dBuV/m) = SA Reading (dBuV/m) + Factor* (dB)
*Factor includes antenna factor , cable loss and amplifier gain
Note 2: Margin (dB) = Emission level (dBuV/m) – Limit (dBuV/m).

Modulation	11a	Test Freq. (MHz)	5580
Polarization	Horizontal		

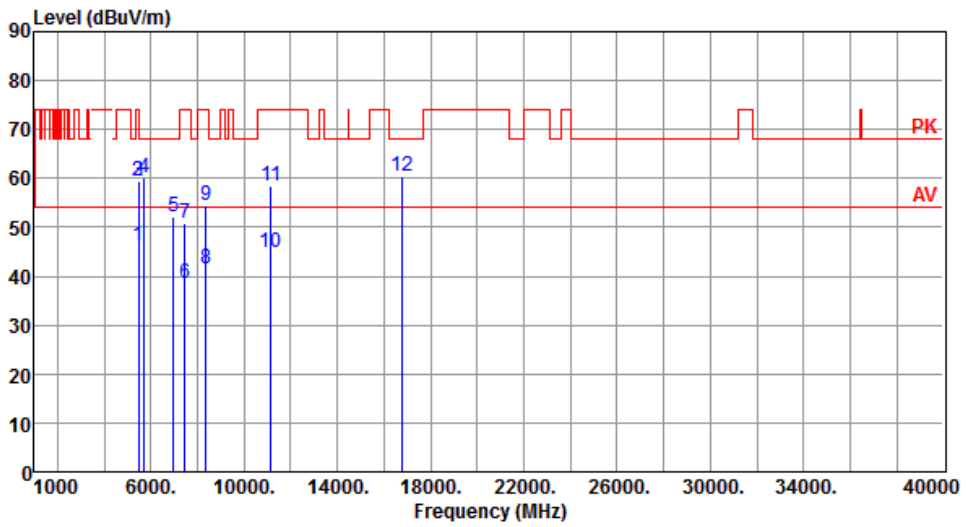

	Freq. MHz	Emission level dBuV/m	Limit dBuV/m	Margin dB	SA reading dBuV	Factor dB	Remark	ANT High cm	Turn Table deg
1	5460.00	46.26	54.00	-7.74	41.75	4.51	Average	167	232
2	5460.00	59.59	74.00	-14.41	55.08	4.51	Peak	167	232
3	5470.00	59.50	68.20	-8.70	54.98	4.52	Peak	167	232
4	5725.00	60.22	68.20	-7.98	55.40	4.82	Peak	167	232
5	6975.00	52.17	68.20	-16.03	44.38	7.79	Peak	190	45
6	7440.00	38.48	54.00	-15.52	29.84	8.64	Average	100	319
7	7440.00	50.78	74.00	-23.22	42.14	8.64	Peak	100	319
8	8370.00	41.36	54.00	-12.64	31.81	9.55	Average	187	58
9	8370.00	54.48	74.00	-19.52	44.93	9.55	Peak	187	58
10	11160.00	44.72	54.00	-9.28	30.52	14.20	Average	216	190
11	11160.00	58.29	74.00	-15.71	44.09	14.20	Peak	216	190
12	16740.00	60.51	68.20	-7.69	43.59	16.92	Peak	100	50

Note 1: Emission Level (dBuV/m) = SA Reading (dBuV/m) + Factor* (dB)
*Factor includes antenna factor , cable loss and amplifier gain
Note 2: Margin (dB) = Emission level (dBuV/m) – Limit (dBuV/m).

Modulation	11a	Test Freq. (MHz)	5580
Polarization	Vertical		

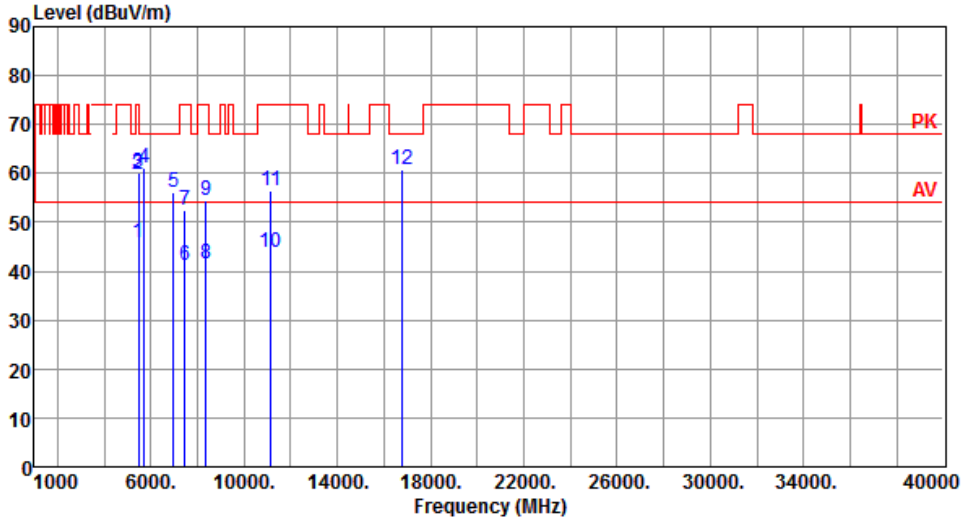

	Freq. MHz	Emission level dBuV/m	Limit dBuV/m	Margin dB	SA reading dBuV	Factor dB	Remark	ANT High cm	Turn Table deg
1	5460.00	45.87	54.00	-8.13	41.36	4.51	Average	175	269
2	5460.00	59.86	74.00	-14.14	55.35	4.51	Peak	175	269
3	5470.00	60.01	68.20	-8.19	55.49	4.52	Peak	175	269
4	5725.00	61.13	68.20	-7.07	56.31	4.82	Peak	175	269
5	6975.00	55.99	68.20	-12.21	48.20	7.79	Peak	100	238
6	7440.00	41.06	54.00	-12.94	32.42	8.64	Average	135	193
7	7440.00	52.35	74.00	-21.65	43.71	8.64	Peak	135	193
8	8370.00	41.45	54.00	-12.55	31.90	9.55	Average	100	259
9	8370.00	54.36	74.00	-19.64	44.81	9.55	Peak	100	259
10	11160.00	43.90	54.00	-10.10	29.70	14.20	Average	100	257
11	11160.00	56.55	74.00	-17.45	42.35	14.20	Peak	100	257
12	16740.00	60.77	68.20	-7.43	43.85	16.92	Peak	100	166

Note 1: Emission Level (dBuV/m) = SA Reading (dBuV/m) + Factor* (dB)
*Factor includes antenna factor , cable loss and amplifier gain
Note 2: Margin (dB) = Emission level (dBuV/m) – Limit (dBuV/m).

Modulation	11a	Test Freq. (MHz)	5700
Polarization	Horizontal		

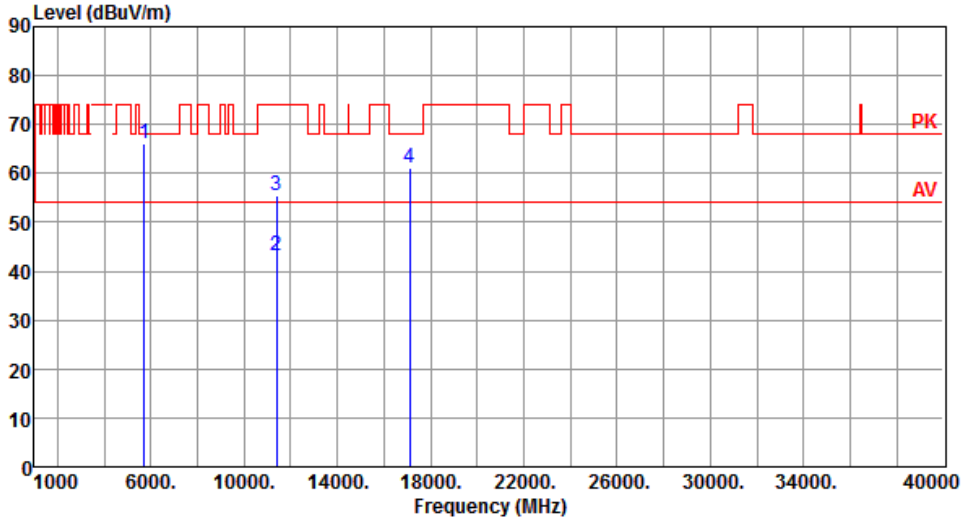

	Freq. MHz	Emission level dBuV/m	Limit dBuV/m	Margin dB	SA reading dBuV	Factor dB	Remark	ANT High cm	Turn Table deg
1	5725.00	65.93	68.20	-2.27	61.11	4.82	Peak	150	203
2	11400.00	43.12	54.00	-10.88	29.12	14.00	Average	100	30
3	11400.00	55.52	74.00	-18.48	41.52	14.00	Peak	100	30
4	17100.00	61.21	68.20	-6.99	43.54	17.67	Peak	100	50

Note 1: Emission Level (dBuV/m) = SA Reading (dBuV/m) + Factor* (dB)
*Factor includes antenna factor , cable loss and amplifier gain
Note 2: Margin (dB) = Emission level (dBuV/m) – Limit (dBuV/m).

Modulation	11a	Test Freq. (MHz)	5700
Polarization	Vertical		

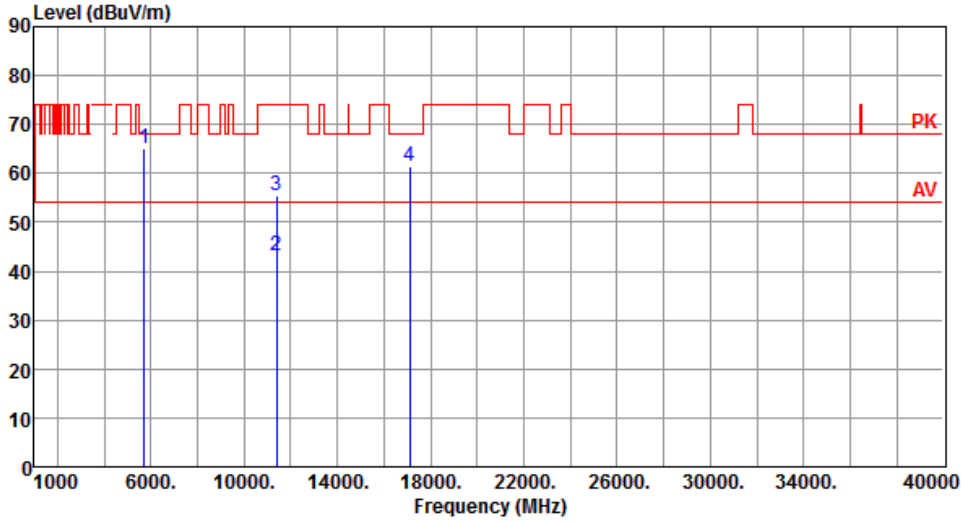

	Freq. MHz	Emission level dBuV/m	Limit dBuV/m	Margin dB	SA reading dBuV	Factor dB	Remark	ANT High cm	Turn Table deg
1	5725.00	65.01	68.20	-3.19	60.19	4.82	Peak	156	267
2	11400.00	43.23	54.00	-10.77	29.23	14.00	Average	100	50
3	11400.00	55.58	74.00	-18.42	41.58	14.00	Peak	100	50
4	17100.00	61.31	68.20	-6.89	43.64	17.67	Peak	100	60

Note 1: Emission Level (dBuV/m) = SA Reading (dBuV/m) + Factor* (dB)
*Factor includes antenna factor , cable loss and amplifier gain
Note 2: Margin (dB) = Emission level (dBuV/m) – Limit (dBuV/m).

Modulation	11a	Test Freq. (MHz)	5720
Polarization	Horizontal		

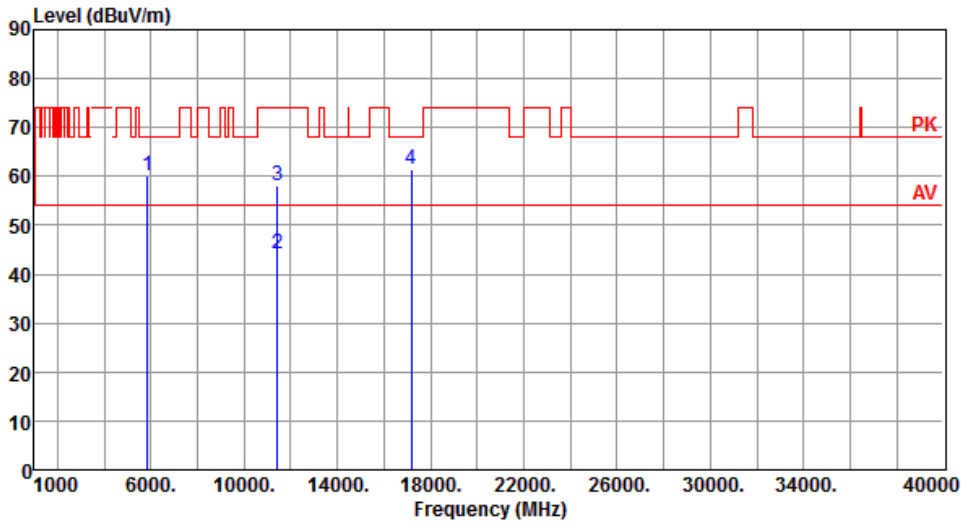

	Freq. MHz	Emission level dBuV/m	Limit dBuV/m	Margin dB	SA reading dBuV	Factor dB	Remark	ANT High cm	Turn Table deg
1	5850.00	60.14	68.20	-8.06	55.15	4.99	Peak	174	219
2	11440.00	44.27	54.00	-9.73	30.31	13.96	Average	213	185
3	11440.00	58.17	74.00	-15.83	44.21	13.96	Peak	213	185
4	17160.00	61.46	68.20	-6.74	43.63	17.83	Peak	100	30

Note 1: Emission Level (dBuV/m) = SA Reading (dBuV/m) + Factor* (dB)
*Factor includes antenna factor , cable loss and amplifier gain
Note 2: Margin (dB) = Emission level (dBuV/m) – Limit (dBuV/m).

Modulation	11a	Test Freq. (MHz)	5720
Polarization	Vertical		

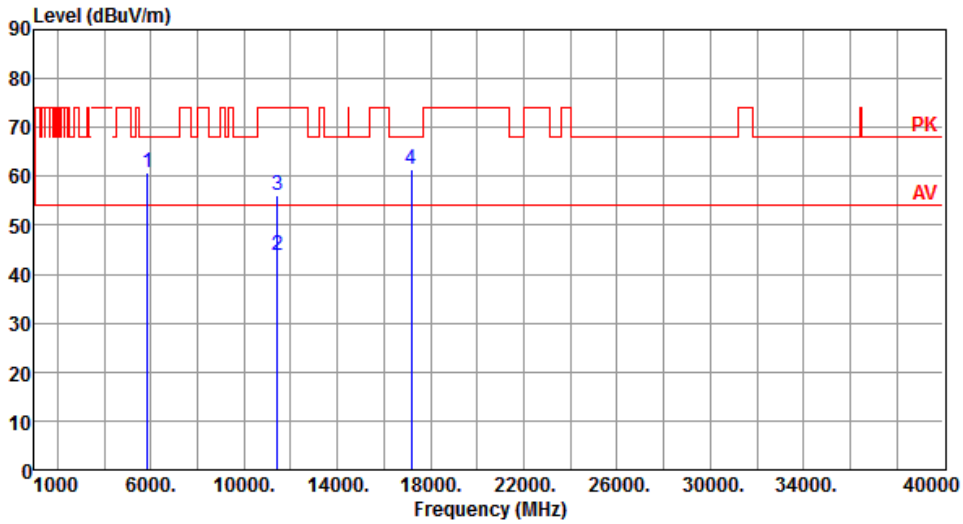

	Freq. MHz	Emission level dBuV/m	Limit dBuV/m	Margin dB	SA reading dBuV	Factor dB	Remark	ANT High cm	Turn Table deg
1	5850.00	60.65	68.20	-7.55	55.66	4.99	Peak	176	272
2	11440.00	43.80	54.00	-10.20	29.84	13.96	Average	100	261
3	11440.00	56.22	74.00	-17.78	42.26	13.96	Peak	100	261
4	17160.00	61.51	68.20	-6.69	43.68	17.83	Peak	100	50

Note 1: Emission Level (dBuV/m) = SA Reading (dBuV/m) + Factor* (dB)
*Factor includes antenna factor , cable loss and amplifier gain
Note 2: Margin (dB) = Emission level (dBuV/m) – Limit (dBuV/m).

Modulation	11a	Test Freq. (MHz)	5745
Polarization	Horizontal		

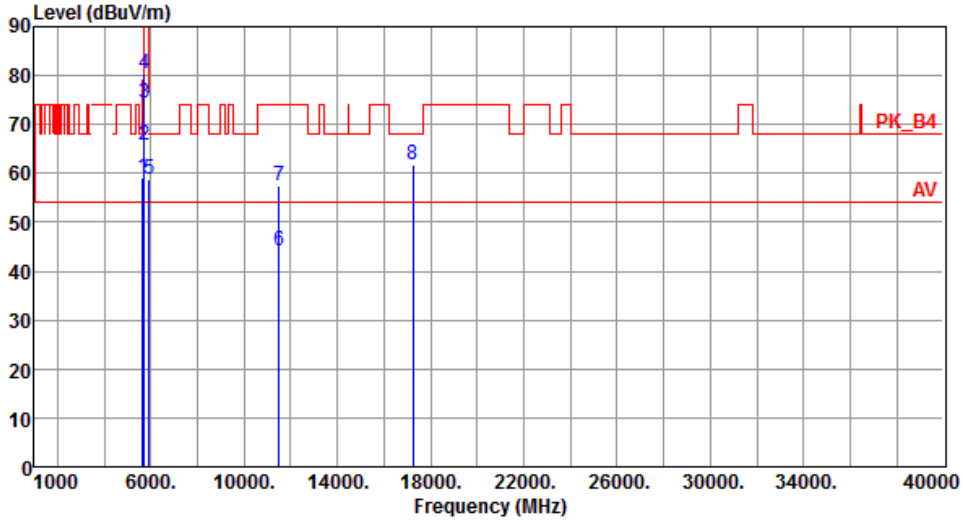

	Freq. MHz	Emission level dBuV/m	Limit dBuV/m	Margin dB	SA reading dBuV	Factor dB	Remark	ANT High cm	Turn Table deg
1	5650.00	59.09	68.20	-9.11	54.36	4.73	Peak	195	221
2	5700.00	65.84	105.20	-39.36	61.05	4.79	Peak	195	221
3	5720.00	74.37	110.80	-36.43	69.55	4.82	Peak	195	221
4	5725.00	80.22	122.20	-41.98	75.40	4.82	Peak	195	221
5	5925.00	58.83	68.20	-9.37	53.75	5.08	Peak	195	221
6	11490.00	44.17	54.00	-9.83	30.25	13.92	Average	160	350
7	11490.00	57.51	74.00	-16.49	43.59	13.92	Peak	160	350
8	17235.00	61.64	68.20	-6.56	43.61	18.03	Peak	100	20

Note 1: Emission Level (dBuV/m) = SA Reading (dBuV/m) + Factor* (dB)
*Factor includes antenna factor , cable loss and amplifier gain
Note 2: Margin (dB) = Emission level (dBuV/m) – Limit (dBuV/m).

Modulation	11a	Test Freq. (MHz)	5745
Polarization	Vertical		

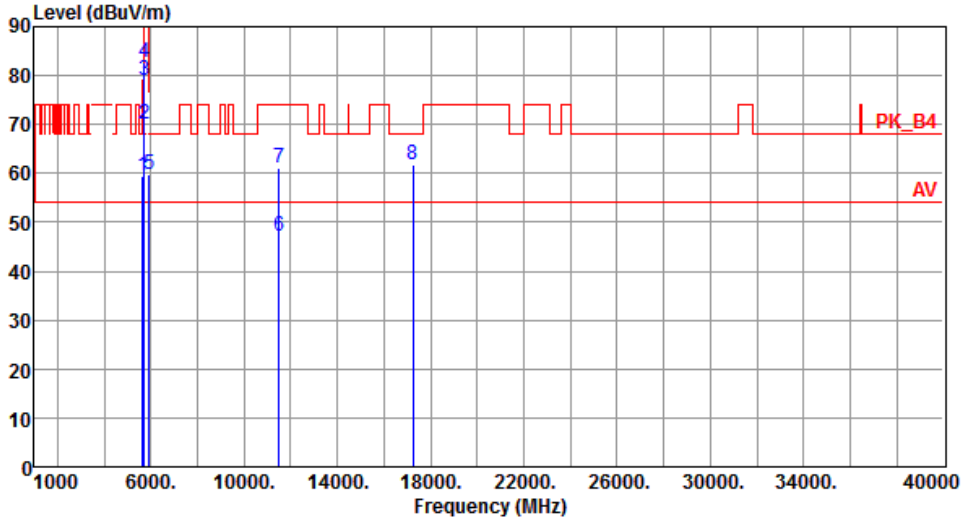

	Freq. MHz	Emission level dBuV/m	Limit dBuV/m	Margin dB	SA reading dBuV	Factor dB	Remark	ANT High cm	Turn Table deg
1	5650.00	59.47	68.20	-8.73	54.74	4.73	Peak	283	223
2	5700.00	70.13	105.20	-35.07	65.34	4.79	Peak	283	223
3	5720.00	79.17	110.80	-31.63	74.35	4.82	Peak	283	223
4	5725.00	82.61	122.20	-39.59	77.79	4.82	Peak	283	223
5	5925.00	59.69	68.20	-8.51	54.61	5.08	Peak	283	223
6	11490.00	47.04	54.00	-6.96	33.12	13.92	Average	160	2
7	11490.00	61.04	74.00	-12.96	47.12	13.92	Peak	160	2
8	17235.00	61.69	68.20	-6.51	43.66	18.03	Peak	100	50

Note 1: Emission Level (dBuV/m) = SA Reading (dBuV/m) + Factor* (dB)
*Factor includes antenna factor , cable loss and amplifier gain
Note 2: Margin (dB) = Emission level (dBuV/m) – Limit (dBuV/m).

Modulation	11a	Test Freq. (MHz)	5785
Polarization	Horizontal		

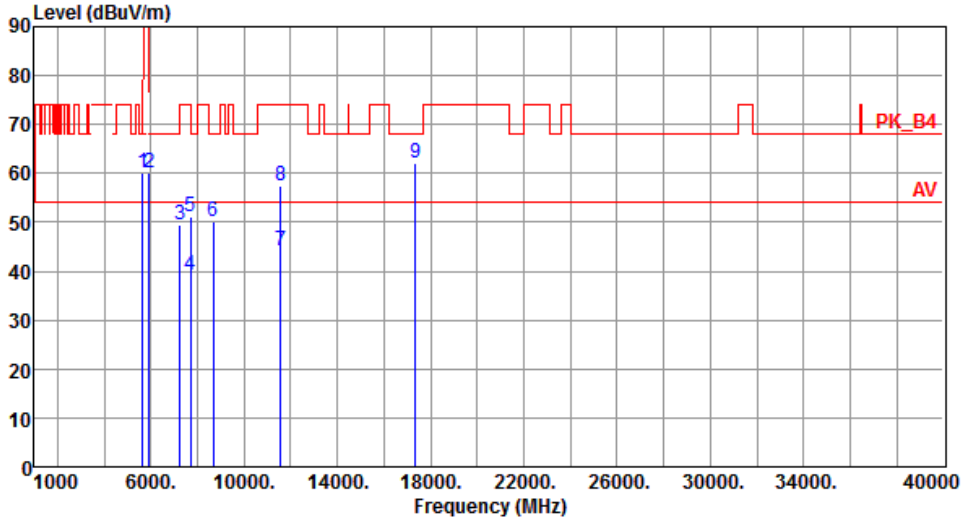

	Freq. MHz	Emission level dBuV/m	Limit dBuV/m	Margin dB	SA reading dBuV	Factor dB	Remark	ANT High cm	Turn Table deg
1	5650.00	59.97	68.20	-8.23	55.24	4.73	Peak	191	222
2	5925.00	60.21	68.20	-7.99	55.13	5.08	Peak	191	222
3	7231.25	49.42	68.20	-18.78	41.20	8.22	Peak	100	240
4	7713.33	39.06	54.00	-14.94	30.06	9.00	Average	100	320
5	7713.33	51.24	74.00	-22.76	42.24	9.00	Peak	100	320
6	8677.50	50.21	68.20	-17.99	40.42	9.79	Peak	100	30
7	11570.00	44.13	54.00	-9.87	30.30	13.83	Average	157	349
8	11570.00	57.59	74.00	-16.41	43.76	13.83	Peak	157	349
9	17355.00	61.95	68.20	-6.25	43.59	18.36	Peak	100	100

Note 1: Emission Level (dBuV/m) = SA Reading (dBuV/m) + Factor* (dB)
*Factor includes antenna factor , cable loss and amplifier gain
Note 2: Margin (dB) = Emission level (dBuV/m) – Limit (dBuV/m).

Modulation	11a	Test Freq. (MHz)	5785
Polarization	Vertical		

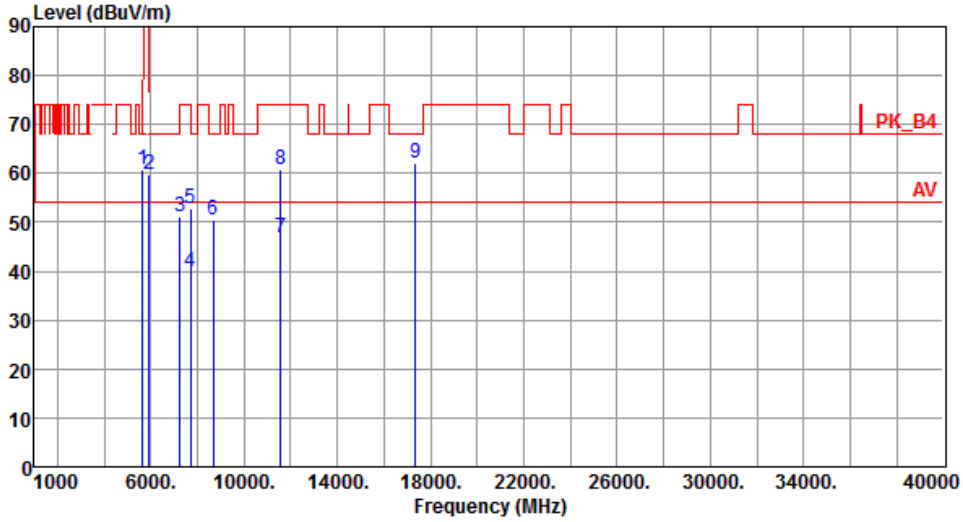

	Freq. MHz	Emission level dBuV/m	Limit dBuV/m	Margin dB	SA reading dBuV	Factor dB	Remark	ANT High cm	Turn Table deg
1	5650.00	60.67	68.20	-7.53	55.94	4.73	Peak	268	224
2	5925.00	59.94	68.20	-8.26	54.86	5.08	Peak	268	224
3	7231.25	51.26	68.20	-16.94	43.04	8.22	Peak	100	261
4	7713.33	39.98	54.00	-14.02	30.98	9.00	Average	127	204
5	7713.33	52.94	74.00	-21.06	43.94	9.00	Peak	127	204
6	8677.50	50.39	68.20	-17.81	40.60	9.79	Peak	100	20
7	11570.00	46.87	54.00	-7.13	33.04	13.83	Average	158	1
8	11570.00	60.90	74.00	-13.10	47.07	13.83	Peak	158	1
9	17355.00	61.94	68.20	-6.26	43.58	18.36	Peak	100	30

Note 1: Emission Level (dBuV/m) = SA Reading (dBuV/m) + Factor* (dB)
*Factor includes antenna factor , cable loss and amplifier gain
Note 2: Margin (dB) = Emission level (dBuV/m) – Limit (dBuV/m).

Modulation	11a	Test Freq. (MHz)	5825
Polarization	Horizontal		

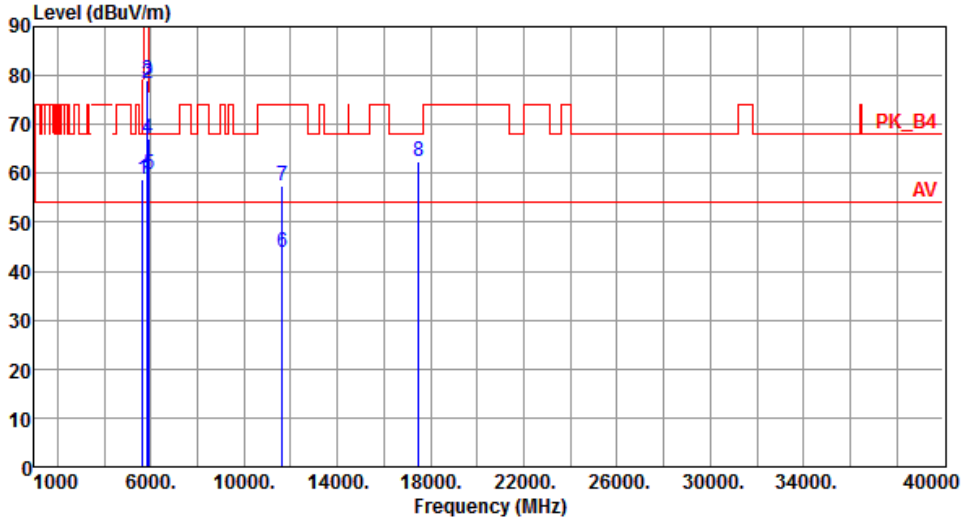

	Freq. MHz	Emission level dBuV/m	Limit dBuV/m	Margin dB	SA reading dBuV	Factor dB	Remark	ANT High cm	Turn Table deg
1	5650.00	58.89	68.20	-9.31	54.16	4.73	Peak	169	227
2	5850.00	78.50	122.20	-43.70	73.51	4.99	Peak	169	227
3	5855.00	79.08	110.80	-31.72	74.08	5.00	Peak	169	227
4	5875.00	67.19	105.20	-38.01	62.17	5.02	Peak	169	227
5	5925.00	59.74	68.20	-8.46	54.66	5.08	Peak	169	227
6	11650.00	44.00	54.00	-10.00	30.26	13.74	Average	163	352
7	11650.00	57.33	74.00	-16.67	43.59	13.74	Peak	163	352
8	17475.00	62.32	68.20	-5.88	43.63	18.69	Peak	100	40

Note 1: Emission Level (dBuV/m) = SA Reading (dBuV/m) + Factor* (dB)
*Factor includes antenna factor , cable loss and amplifier gain
Note 2: Margin (dB) = Emission level (dBuV/m) – Limit (dBuV/m).

Modulation	11a	Test Freq. (MHz)	5825
Polarization	Vertical		

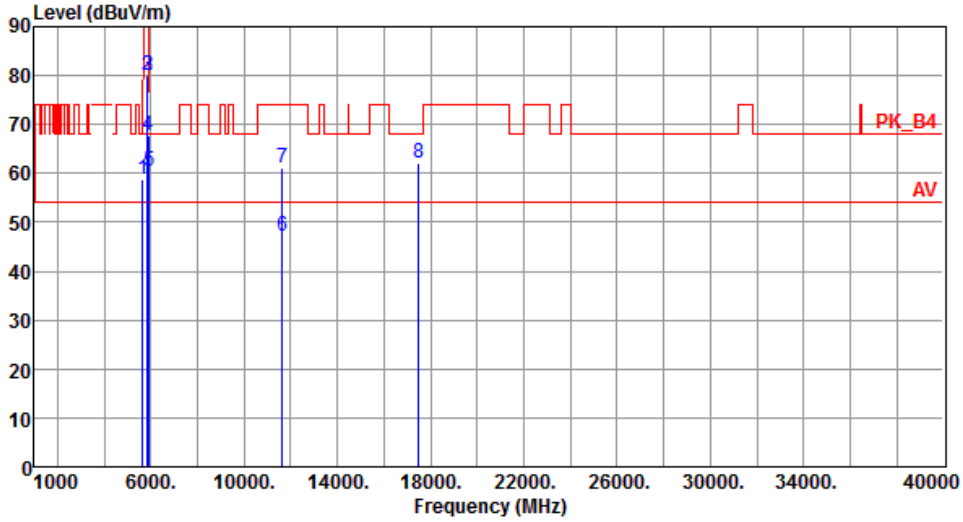

	Freq. MHz	Emission level dBuV/m	Limit dBuV/m	Margin dB	SA reading dBuV	Factor dB	Remark	ANT High cm	Turn Table deg
1	5650.00	58.70	68.20	-9.50	53.97	4.73	Peak	236	251
2	5850.00	80.01	122.20	-42.19	75.02	4.99	Peak	236	251
3	5855.00	80.12	110.80	-30.68	75.12	5.00	Peak	236	251
4	5875.00	67.76	105.20	-37.44	62.74	5.02	Peak	236	251
5	5925.00	60.40	68.20	-7.80	55.32	5.08	Peak	236	251
6	11650.00	47.13	54.00	-6.87	33.39	13.74	Average	163	5
7	11650.00	60.95	74.00	-13.05	47.21	13.74	Peak	163	5
8	17475.00	62.21	68.20	-5.99	43.52	18.69	Peak	100	20

Note 1: Emission Level (dBuV/m) = SA Reading (dBuV/m) + Factor* (dB)
*Factor includes antenna factor , cable loss and amplifier gain
Note 2: Margin (dB) = Emission level (dBuV/m) – Limit (dBuV/m).

3.5.21 Transmitter Radiated Unwanted Emissions (Above 1GHz) for VHT20

Modulation	VHT20	**Test Freq. (MHz)**	5180
Polarization	Horizontal		

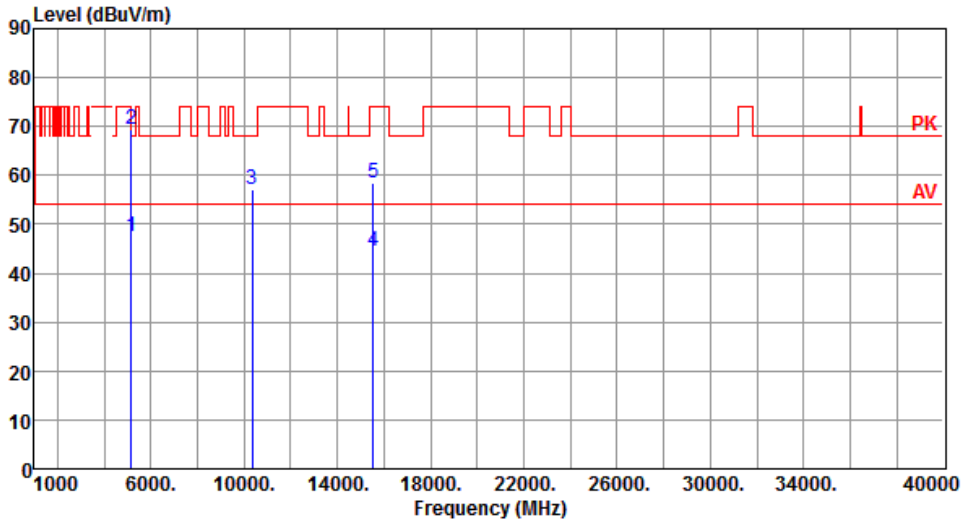

	Freq. MHz	Emission level dBuV/m	Limit dBuV/m	Margin dB	SA reading dBuV	Factor dB	Remark	ANT High cm	Turn Table deg
1	5150.00	47.41	54.00	-6.59	43.17	4.24	Average	174	224
2	5150.00	69.27	74.00	-4.73	65.03	4.24	Peak	174	224
3	10360.00	57.23	68.20	-10.97	43.54	13.69	Peak	100	7
4	15540.00	44.56	54.00	-9.44	29.87	14.69	Average	100	305
5	15540.00	58.38	74.00	-15.62	43.69	14.69	Peak	100	305

Note 1: Emission Level (dBuV/m) = SA Reading (dBuV/m) + Factor* (dB)
*Factor includes antenna factor , cable loss and amplifier gain
Note 2: Margin (dB) = Emission level (dBuV/m) – Limit (dBuV/m).

Modulation	VHT20	Test Freq. (MHz)	5180
Polarization	Vertical		

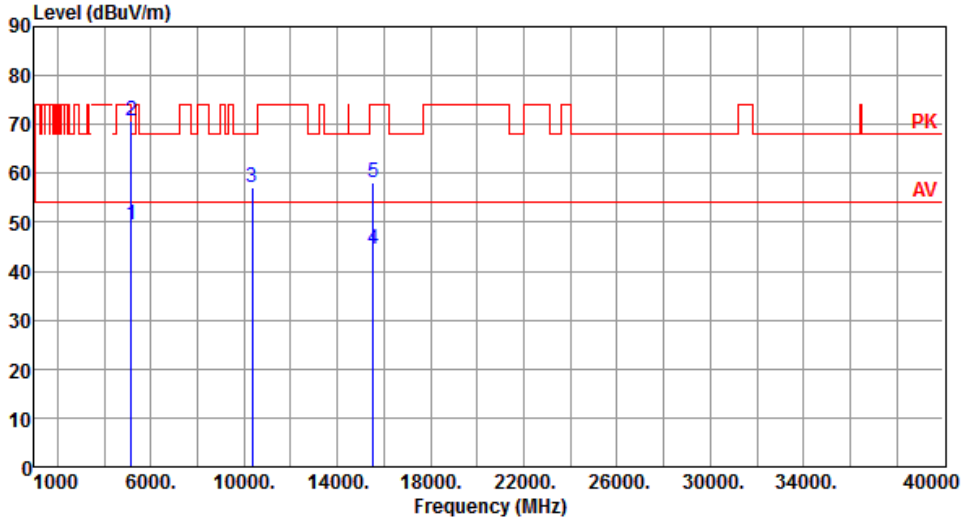

	Freq. MHz	Emission level dBuV/m	Limit dBuV/m	Margin dB	SA reading dBuV	Factor dB	Remark	ANT High cm	Turn Table deg
1	5150.00	49.43	54.00	-4.57	45.19	4.24	Average	204	274
2	5150.00	70.84	74.00	-3.16	66.60	4.24	Peak	204	274
3	10360.00	56.97	68.20	-11.23	43.28	13.69	Peak	100	260
4	15540.00	44.53	54.00	-9.47	29.84	14.69	Average	100	170
5	15540.00	58.21	74.00	-15.79	43.52	14.69	Peak	100	170

Note 1: Emission Level (dBuV/m) = SA Reading (dBuV/m) + Factor* (dB)
*Factor includes antenna factor , cable loss and amplifier gain
Note 2: Margin (dB) = Emission level (dBuV/m) – Limit (dBuV/m).

Modulation	VHT20	Test Freq. (MHz)	5200
Polarization	Horizontal		

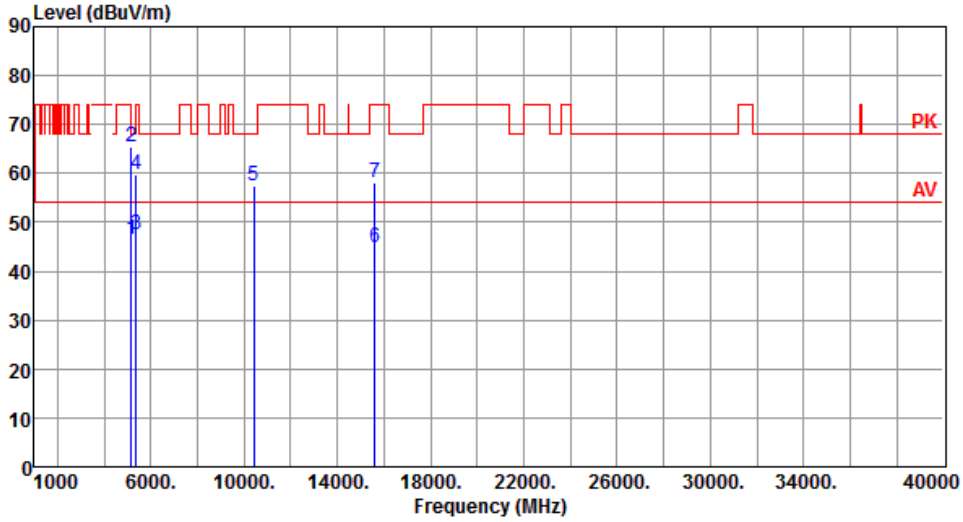

	Freq. MHz	Emission level dBuV/m	Limit dBuV/m	Margin dB	SA reading dBuV	Factor dB	Remark	ANT High cm	Turn Table deg
1	5150.00	46.53	54.00	-7.47	42.29	4.24	Average	202	229
2	5150.00	65.56	74.00	-8.44	61.32	4.24	Peak	202	229
3	5350.00	47.38	54.00	-6.62	42.95	4.43	Average	202	229
4	5350.00	59.90	74.00	-14.10	55.47	4.43	Peak	202	229
5	10400.00	57.50	68.20	-10.70	43.79	13.71	Peak	156	176
6	15600.00	44.78	54.00	-9.22	30.13	14.65	Average	100	20
7	15600.00	58.12	74.00	-15.88	43.47	14.65	Peak	100	20

Note 1: Emission Level (dBuV/m) = SA Reading (dBuV/m) + Factor* (dB)
*Factor includes antenna factor , cable loss and amplifier gain
Note 2: Margin (dB) = Emission level (dBuV/m) – Limit (dBuV/m).

Modulation	VHT20	Test Freq. (MHz)	5200
Polarization	Vertical		

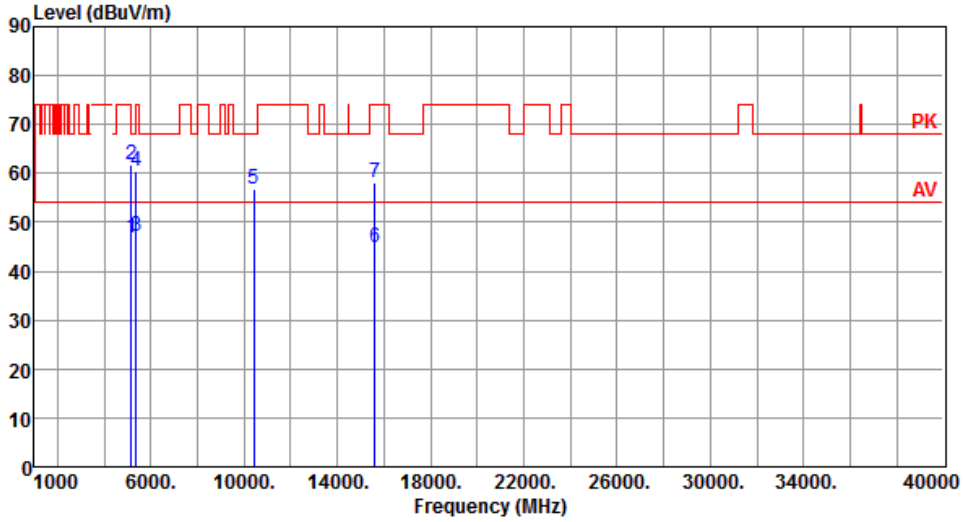

	Freq. MHz	Emission level dBuV/m	Limit dBuV/m	Margin dB	SA reading dBuV	Factor dB	Remark	ANT High cm	Turn Table deg
1	5150.00	46.95	54.00	-7.05	42.71	4.24	Average	179	281
2	5150.00	61.66	74.00	-12.34	57.42	4.24	Peak	179	281
3	5350.00	47.12	54.00	-6.88	42.69	4.43	Average	179	281
4	5350.00	60.33	74.00	-13.67	55.90	4.43	Peak	179	281
5	10400.00	56.68	68.20	-11.52	42.97	13.71	Peak	174	340
6	15600.00	44.77	54.00	-9.23	30.12	14.65	Average	100	30
7	15600.00	58.17	74.00	-15.83	43.52	14.65	Peak	100	30

Note 1: Emission Level (dBuV/m) = SA Reading (dBuV/m) + Factor* (dB)
*Factor includes antenna factor , cable loss and amplifier gain
Note 2: Margin (dB) = Emission level (dBuV/m) – Limit (dBuV/m).

Modulation	VHT20	Test Freq. (MHz)	5240
Polarization	Horizontal		

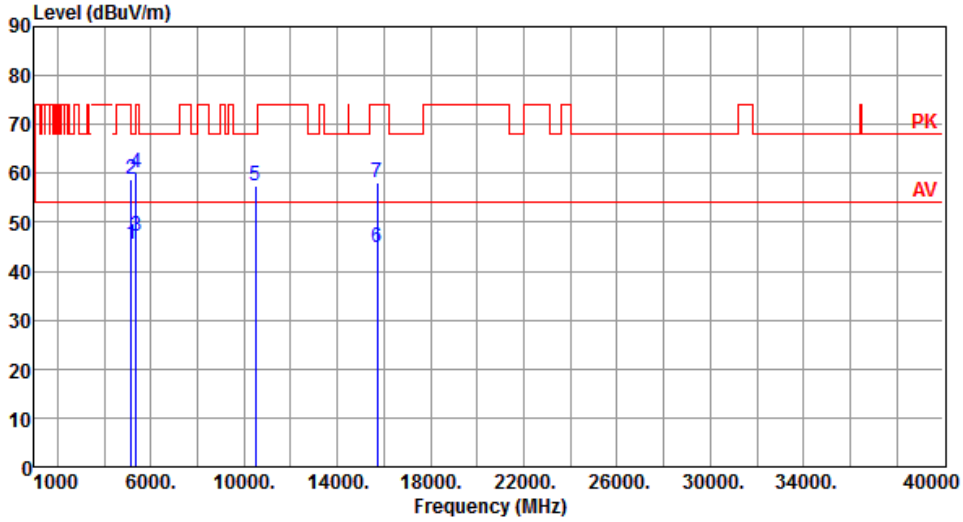

	Freq. MHz	Emission level dBuV/m	Limit dBuV/m	Margin dB	SA reading dBuV	Factor dB	Remark	ANT High cm	Turn Table deg
1	5150.00	45.39	54.00	-8.61	41.15	4.24	Average	178	225
2	5150.00	58.90	74.00	-15.10	54.66	4.24	Peak	178	225
3	5350.00	47.03	54.00	-6.97	42.60	4.43	Average	178	225
4	5350.00	60.22	74.00	-13.78	55.79	4.43	Peak	178	225
5	10480.00	57.39	68.20	-10.81	43.65	13.74	Peak	156	178
6	15720.00	44.70	54.00	-9.30	30.12	14.58	Average	100	200
7	15720.00	58.14	74.00	-15.86	43.56	14.58	Peak	100	200

Note 1: Emission Level (dBuV/m) = SA Reading (dBuV/m) + Factor* (dB)
*Factor includes antenna factor , cable loss and amplifier gain
Note 2: Margin (dB) = Emission level (dBuV/m) – Limit (dBuV/m).

Modulation	VHT20	Test Freq. (MHz)	5240
Polarization	Vertical		

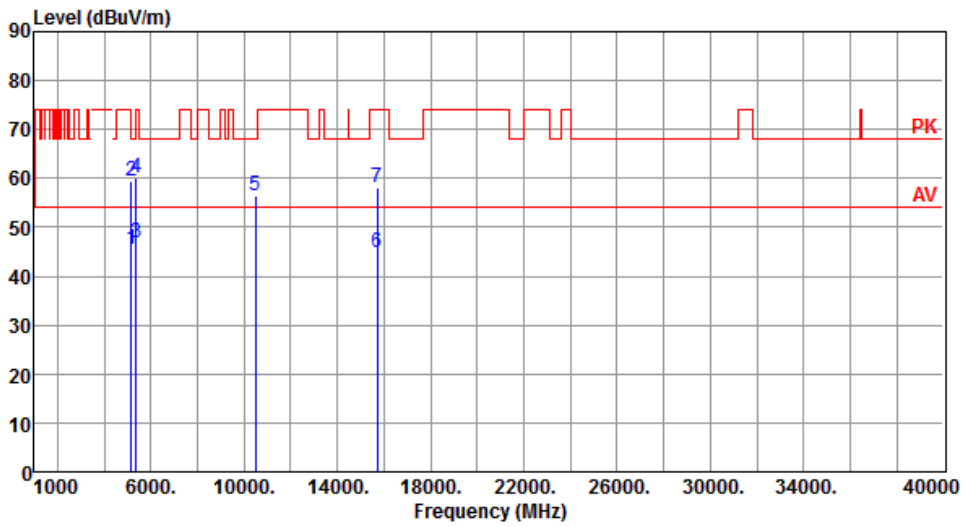

	Freq. MHz	Emission level dBuV/m	Limit dBuV/m	Margin dB	SA reading dBuV	Factor dB	Remark	ANT High cm	Turn Table deg
1	5150.00	45.55	54.00	-8.45	41.31	4.24	Average	205	286
2	5150.00	59.37	74.00	-14.63	55.13	4.24	Peak	205	286
3	5350.00	46.97	54.00	-7.03	42.54	4.43	Average	205	286
4	5350.00	60.12	74.00	-13.88	55.69	4.43	Peak	205	286
5	10480.00	56.57	68.20	-11.63	42.83	13.74	Peak	175	339
6	15720.00	44.74	54.00	-9.26	30.16	14.58	Average	100	30
7	15720.00	58.12	74.00	-15.88	43.54	14.58	Peak	100	30

Note 1: Emission Level (dBuV/m) = SA Reading (dBuV/m) + Factor* (dB)
*Factor includes antenna factor , cable loss and amplifier gain
Note 2: Margin (dB) = Emission level (dBuV/m) – Limit (dBuV/m).

Modulation	VHT20	Test Freq. (MHz)	5260
Polarization	Horizontal		

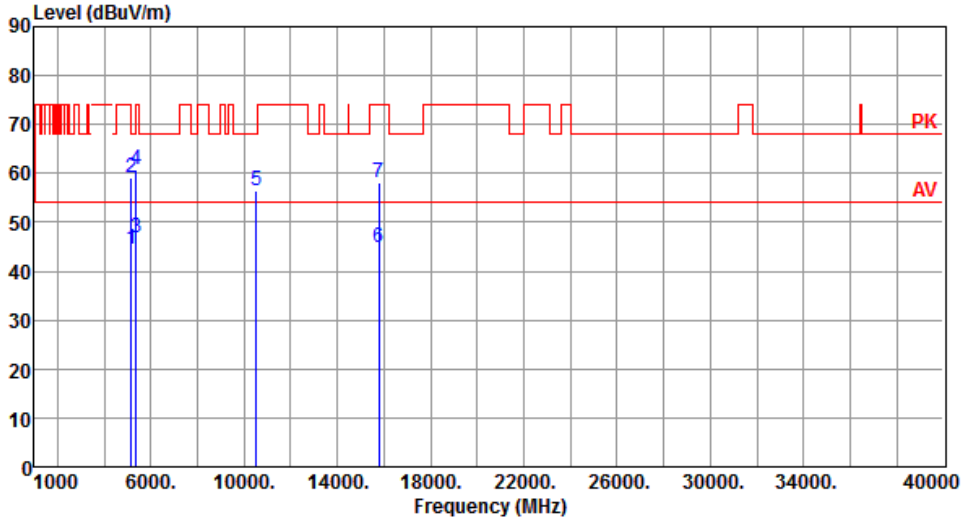

	Freq. MHz	Emission level dBuV/m	Limit dBuV/m	Margin dB	SA reading dBuV	Factor dB	Remark	ANT High cm	Turn Table deg
1	5150.00	44.49	54.00	-9.51	40.25	4.24	Average	178	225
2	5150.00	59.01	74.00	-14.99	54.77	4.24	Peak	178	225
3	5350.00	46.69	54.00	-7.31	42.26	4.43	Average	178	225
4	5350.00	60.74	74.00	-13.26	56.31	4.43	Peak	178	225
5	10520.00	56.43	68.20	-11.77	42.66	13.77	Peak	100	178
6	15780.00	44.74	54.00	-9.26	30.19	14.55	Average	100	60
7	15780.00	58.06	74.00	-15.94	43.51	14.55	Peak	100	60

Note 1: Emission Level (dBuV/m) = SA Reading (dBuV/m) + Factor* (dB)
*Factor includes antenna factor , cable loss and amplifier gain
Note 2: Margin (dB) = Emission level (dBuV/m) – Limit (dBuV/m).

Modulation	VHT20	Test Freq. (MHz)	5260
Polarization	Vertical		

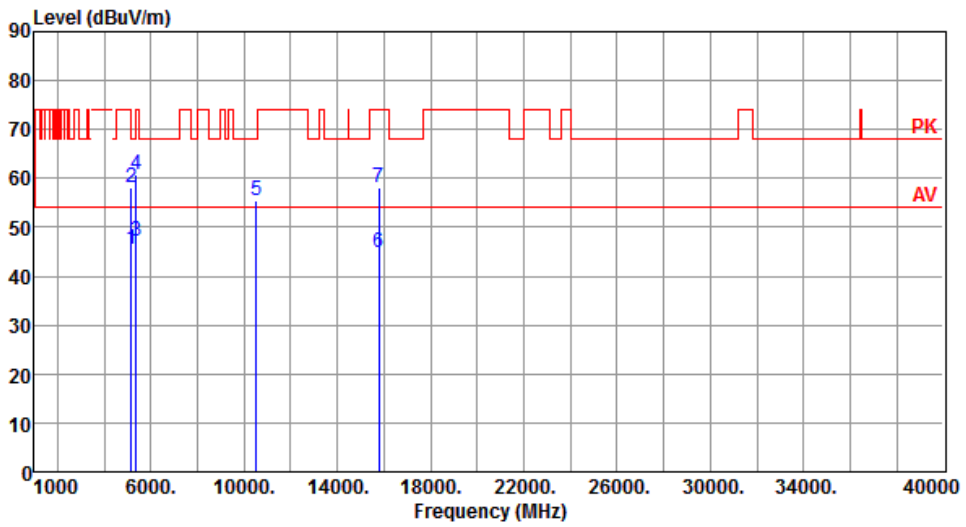

	Freq. MHz	Emission level dBuV/m	Limit dBuV/m	Margin dB	SA reading dBuV	Factor dB	Remark	ANT High cm	Turn Table deg
1	5150.00	45.55	54.00	-8.45	41.31	4.24	Average	202	288
2	5150.00	58.00	74.00	-16.00	53.76	4.24	Peak	202	288
3	5350.00	47.10	54.00	-6.90	42.67	4.43	Average	202	288
4	5350.00	60.83	74.00	-13.17	56.40	4.43	Peak	202	288
5	10520.00	55.46	68.20	-12.74	41.69	13.77	Peak	100	335
6	15780.00	44.70	54.00	-9.30	30.15	14.55	Average	100	50
7	15780.00	58.13	74.00	-15.87	43.58	14.55	Peak	100	50

Note 1: Emission Level (dBuV/m) = SA Reading (dBuV/m) + Factor* (dB)
*Factor includes antenna factor , cable loss and amplifier gain
Note 2: Margin (dB) = Emission level (dBuV/m) – Limit (dBuV/m).

Modulation	VHT20	Test Freq. (MHz)	5300
Polarization	Horizontal		

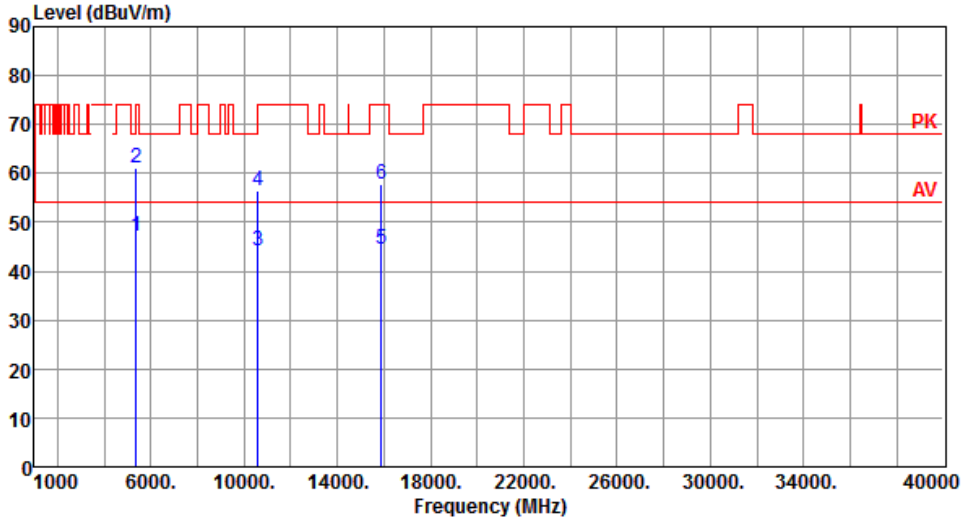

	Freq. MHz	Emission level dBuV/m	Limit dBuV/m	Margin dB	SA reading dBuV	Factor dB	Remark	ANT High cm	Turn Table deg
1	5350.00	47.03	54.00	-6.97	42.60	4.43	Average	189	229
2	5350.00	61.13	74.00	-12.87	56.70	4.43	Peak	189	229
3	10600.00	44.02	54.00	-9.98	30.15	13.87	Average	100	179
4	10600.00	56.52	74.00	-17.48	42.65	13.87	Peak	100	179
5	15900.00	44.61	54.00	-9.39	30.13	14.48	Average	100	200
6	15900.00	57.89	74.00	-16.11	43.41	14.48	Peak	100	200

Note 1: Emission Level (dBuV/m) = SA Reading (dBuV/m) + Factor* (dB)
*Factor includes antenna factor , cable loss and amplifier gain
Note 2: Margin (dB) = Emission level (dBuV/m) – Limit (dBuV/m).

Modulation	VHT20	Test Freq. (MHz)	5300
Polarization	Vertical		

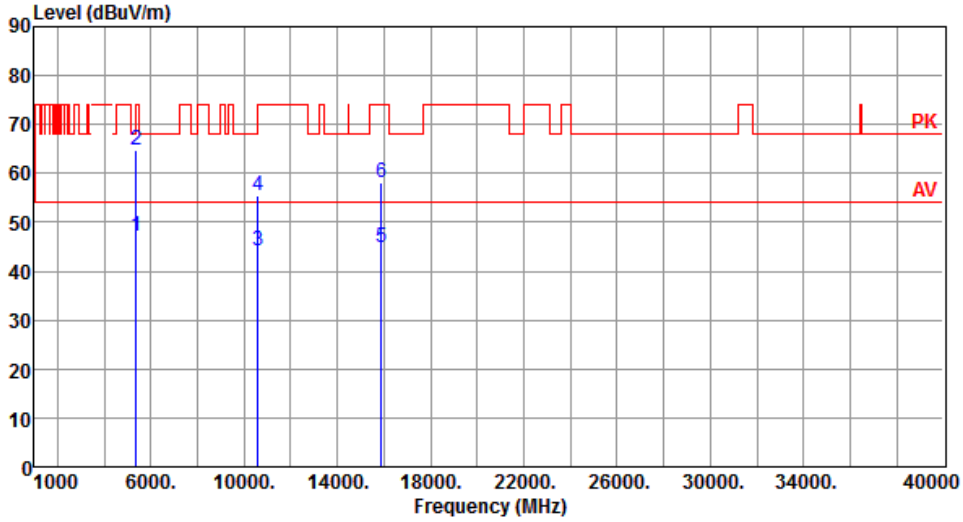

	Freq. MHz	Emission level dBuV/m	Limit dBuV/m	Margin dB	SA reading dBuV	Factor dB	Remark	ANT High cm	Turn Table deg
1	5350.00	47.22	54.00	-6.78	42.79	4.43	Average	194	286
2	5350.00	64.76	74.00	-9.24	60.33	4.43	Peak	194	286
3	10600.00	44.11	54.00	-9.89	30.24	13.87	Average	100	336
4	10600.00	55.46	74.00	-18.54	41.59	13.87	Peak	100	336
5	15900.00	44.69	54.00	-9.31	30.21	14.48	Average	100	60
6	15900.00	58.00	74.00	-16.00	43.52	14.48	Peak	100	60

Note 1: Emission Level (dBuV/m) = SA Reading (dBuV/m) + Factor* (dB)
*Factor includes antenna factor , cable loss and amplifier gain
Note 2: Margin (dB) = Emission level (dBuV/m) – Limit (dBuV/m).

Modulation	VHT20	Test Freq. (MHz)	5320
Polarization	Horizontal		

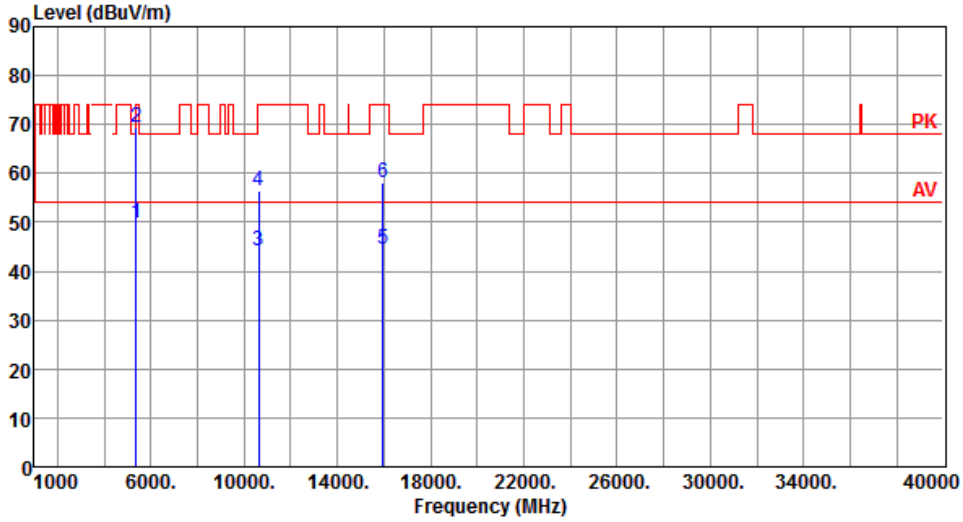

	Freq. MHz	Emission level dBuV/m	Limit dBuV/m	Margin dB	SA reading dBuV	Factor dB	Remark	ANT High cm	Turn Table deg
1	5350.00	49.74	54.00	-4.26	45.31	4.43	Average	170	217
2	5350.00	69.51	74.00	-4.49	65.08	4.43	Peak	170	217
3	10640.00	44.04	54.00	-9.96	30.12	13.92	Average	100	175
4	10640.00	56.51	74.00	-17.49	42.59	13.92	Peak	100	175
5	15960.00	44.50	54.00	-9.50	30.06	14.44	Average	100	20
6	15960.00	58.01	74.00	-15.99	43.57	14.44	Peak	100	20

Note 1: Emission Level (dBuV/m) = SA Reading (dBuV/m) + Factor* (dB)
*Factor includes antenna factor , cable loss and amplifier gain
Note 2: Margin (dB) = Emission level (dBuV/m) – Limit (dBuV/m).

Modulation	VHT20	Test Freq. (MHz)	5320
Polarization	Vertical		

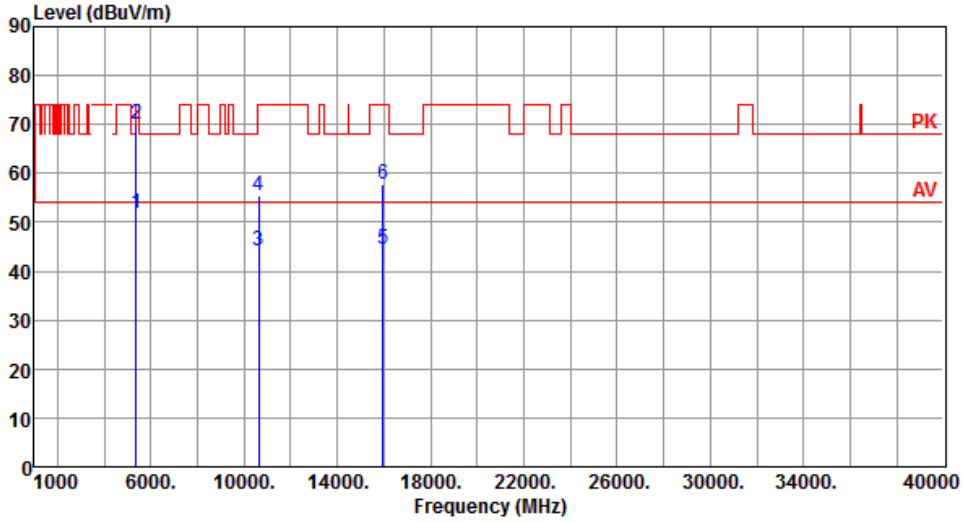

	Freq. MHz	Emission level dBuV/m	Limit dBuV/m	Margin dB	SA reading dBuV	Factor dB	Remark	ANT High cm	Turn Table deg
1	5350.00	51.78	54.00	-2.22	47.35	4.43	Average	206	264
2	5350.00	70.21	74.00	-3.79	65.78	4.43	Peak	206	264
3	10640.00	44.08	54.00	-9.92	30.16	13.92	Average	100	334
4	10640.00	55.56	74.00	-18.44	41.64	13.92	Peak	100	334
5	15960.00	44.60	54.00	-9.40	30.16	14.44	Average	100	70
6	15960.00	57.88	74.00	-16.12	43.44	14.44	Peak	100	70

Note 1: Emission Level (dBuV/m) = SA Reading (dBuV/m) + Factor* (dB)
*Factor includes antenna factor , cable loss and amplifier gain
Note 2: Margin (dB) = Emission level (dBuV/m) – Limit (dBuV/m).

Modulation	VHT20	Test Freq. (MHz)	5500
Polarization	Horizontal		

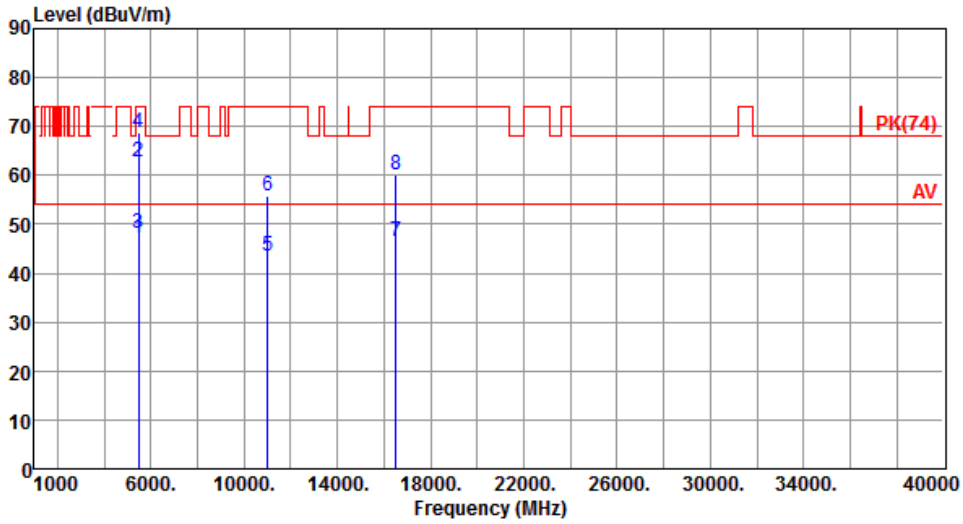

	Freq. MHz	Emission level dBuV/m	Limit dBuV/m	Margin dB	SA reading dBuV	Factor dB	Remark	ANT High cm	Turn Table deg
1	5460.00	47.25	54.00	-6.75	42.74	4.51	Average	189	203
2	5460.00	62.64	74.00	-11.36	58.13	4.51	Peak	189	203
3	5470.00	48.26	54.00	-5.74	43.74	4.52	Average	189	203
4	5470.00	68.67	74.00	-5.33	64.15	4.52	Peak	189	203
5	11000.00	43.46	54.00	-10.54	29.12	14.34	Average	100	20
6	11000.00	55.90	74.00	-18.10	41.56	14.34	Peak	100	20
7	16500.00	46.65	54.00	-7.35	30.17	16.48	Average	100	30
8	16500.00	60.03	74.00	-13.97	43.55	16.48	Peak	100	30

Note 1: Emission Level (dBuV/m) = SA Reading (dBuV/m) + Factor* (dB)
*Factor includes antenna factor , cable loss and amplifier gain
Note 2: Margin (dB) = Emission level (dBuV/m) – Limit (dBuV/m).

Modulation	VHT20	Test Freq. (MHz)	5500
Polarization	Vertical		

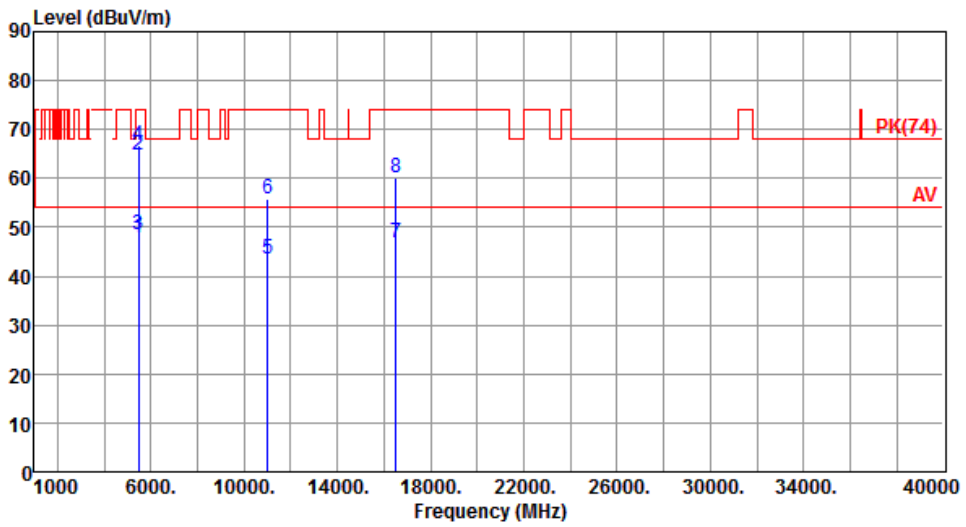

	Freq. MHz	Emission level dBuV/m	Limit dBuV/m	Margin dB	SA reading dBuV	Factor dB	Remark	ANT High cm	Turn Table deg
1	5460.00	47.72	54.00	-6.28	43.21	4.51	Average	166	263
2	5460.00	64.91	74.00	-9.09	60.40	4.51	Peak	166	263
3	5470.00	48.38	54.00	-5.62	43.86	4.52	Average	166	263
4	5470.00	66.83	74.00	-7.17	62.31	4.52	Peak	166	263
5	11000.00	43.48	54.00	-10.52	29.14	14.34	Average	100	50
6	11000.00	55.91	74.00	-18.09	41.57	14.34	Peak	100	50
7	16500.00	46.67	54.00	-7.33	30.19	16.48	Average	100	60
8	16500.00	59.95	74.00	-14.05	43.47	16.48	Peak	100	60

Note 1: Emission Level (dBuV/m) = SA Reading (dBuV/m) + Factor* (dB)
*Factor includes antenna factor , cable loss and amplifier gain
Note 2: Margin (dB) = Emission level (dBuV/m) – Limit (dBuV/m).

Modulation	VHT20	Test Freq. (MHz)	5580
Polarization	Horizontal		

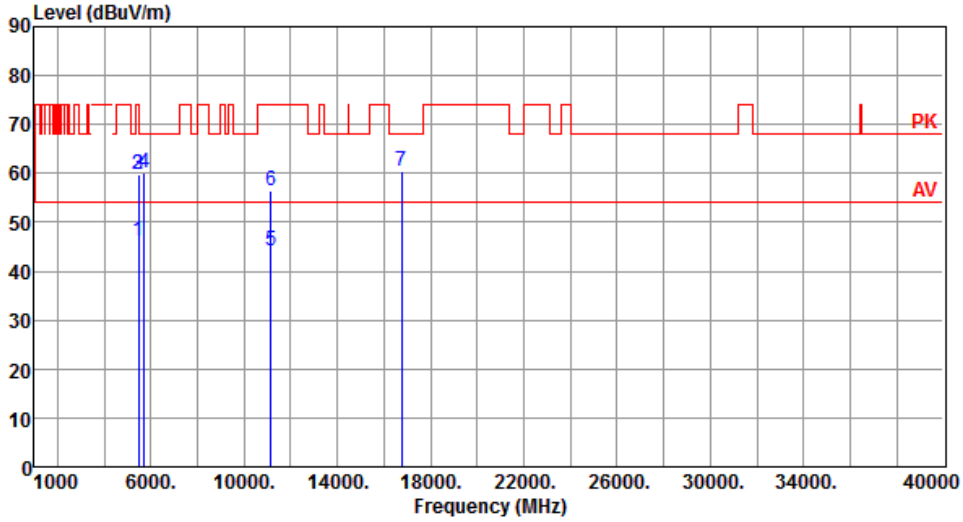

	Freq. MHz	Emission level dBuV/m	Limit dBuV/m	Margin dB	SA reading dBuV	Factor dB	Remark	ANT High cm	Turn Table deg
1	5460.00	46.20	54.00	-7.80	41.69	4.51	Average	165	229
2	5460.00	59.72	74.00	-14.28	55.21	4.51	Peak	165	229
3	5470.00	59.64	68.20	-8.56	55.12	4.52	Peak	165	229
4	5725.00	60.24	68.20	-7.96	55.42	4.82	Peak	165	229
5	11160.00	44.05	54.00	-9.95	29.85	14.20	Average	162	176
6	11160.00	56.35	74.00	-17.65	42.15	14.20	Peak	165	176
7	16740.00	60.41	68.20	-7.79	43.49	16.92	Peak	100	60

Note 1: Emission Level (dBuV/m) = SA Reading (dBuV/m) + Factor* (dB)
*Factor includes antenna factor , cable loss and amplifier gain
Note 2: Margin (dB) = Emission level (dBuV/m) – Limit (dBuV/m).

Modulation	VHT20	Test Freq. (MHz)	5580
Polarization	Vertical		

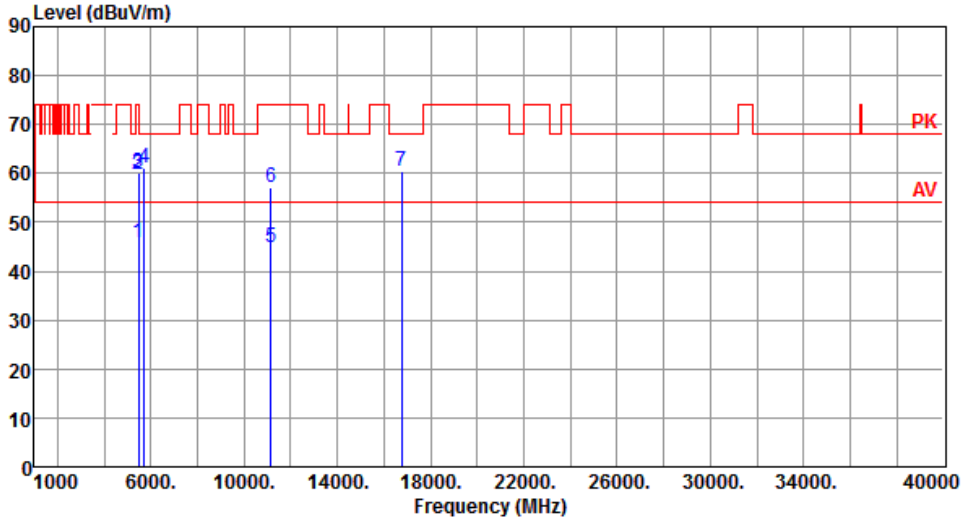

	Freq. MHz	Emission level dBuV/m	Limit dBuV/m	Margin dB	SA reading dBuV	Factor dB	Remark	ANT High cm	Turn Table deg
1	5460.00	45.76	54.00	-8.24	41.25	4.51	Average	173	271
2	5460.00	59.92	74.00	-14.08	55.41	4.51	Peak	173	271
3	5470.00	60.06	68.20	-8.14	55.54	4.52	Peak	173	271
4	5725.00	61.04	68.20	-7.16	56.22	4.82	Peak	173	271
5	11160.00	44.87	54.00	-9.13	30.67	14.20	Average	173	0
6	11160.00	57.22	74.00	-16.78	43.02	14.20	Peak	173	0
7	16740.00	60.59	68.20	-7.61	43.67	16.92	Peak	100	50

Note 1: Emission Level (dBuV/m) = SA Reading (dBuV/m) + Factor* (dB)
*Factor includes antenna factor , cable loss and amplifier gain
Note 2: Margin (dB) = Emission level (dBuV/m) – Limit (dBuV/m).

Modulation	VHT20	Test Freq. (MHz)	5700
Polarization	Horizontal		

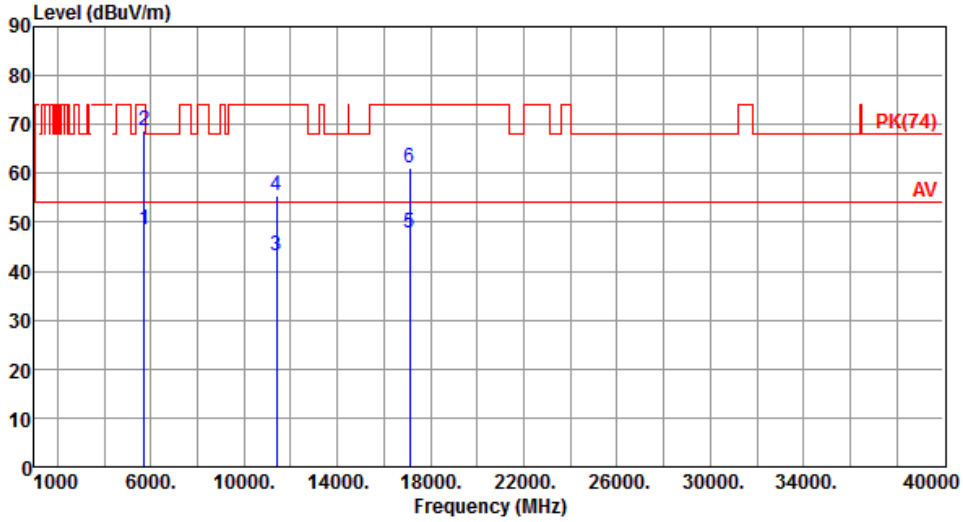

	Freq. MHz	Emission level dBuV/m	Limit dBuV/m	Margin dB	SA reading dBuV	Factor dB	Remark	ANT High cm	Turn Table deg
1	5725.00	48.42	54.00	-5.58	43.60	4.82	Average	188	217
2	5725.00	68.82	74.00	-5.18	64.00	4.82	Peak	188	217
3	11400.00	43.14	54.00	-10.86	29.14	14.00	Average	100	70
4	11400.00	55.58	74.00	-18.42	41.58	14.00	Peak	100	70
5	17100.00	47.82	54.00	-6.18	30.15	17.67	Average	100	80
6	17100.00	61.20	74.00	-12.80	43.53	17.67	Peak	100	80

Note 1: Emission Level (dBuV/m) = SA Reading (dBuV/m) + Factor* (dB)
*Factor includes antenna factor , cable loss and amplifier gain
Note 2: Margin (dB) = Emission level (dBuV/m) – Limit (dBuV/m).

Modulation	VHT20	Test Freq. (MHz)	5700
Polarization	Vertical		

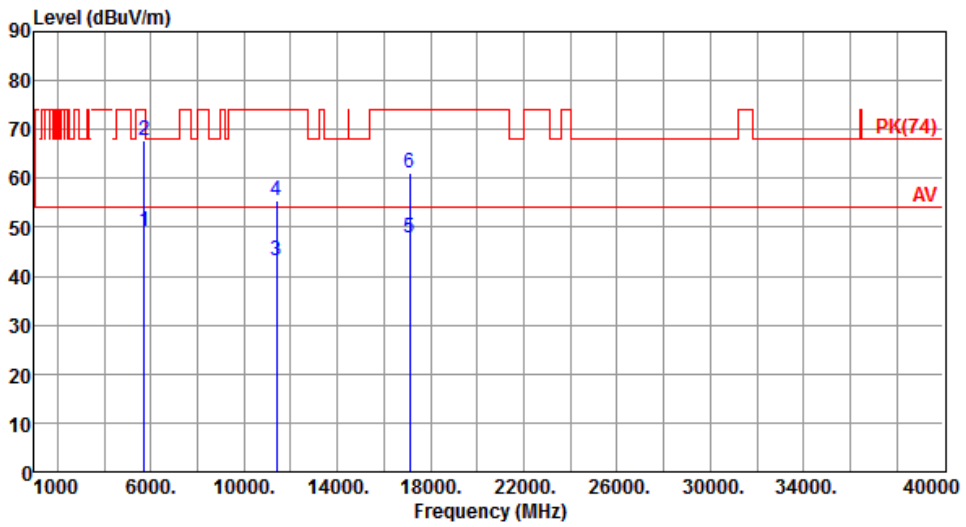

	Freq. MHz	Emission level dBuV/m	Limit dBuV/m	Margin dB	SA reading dBuV	Factor dB	Remark	ANT High cm	Turn Table deg
1	5725.00	49.26	54.00	-4.74	44.44	4.82	Average	182	264
2	5725.00	67.92	74.00	-6.08	63.10	4.82	Peak	182	264
3	11400.00	43.15	54.00	-10.85	29.15	14.00	Average	100	50
4	11400.00	55.51	74.00	-18.49	41.51	14.00	Peak	100	50
5	17100.00	47.74	54.00	-6.26	30.07	17.67	Average	100	90
6	17100.00	61.21	74.00	-12.79	43.54	17.67	Peak	100	90

Note 1: Emission Level (dBuV/m) = SA Reading (dBuV/m) + Factor* (dB)
*Factor includes antenna factor , cable loss and amplifier gain
Note 2: Margin (dB) = Emission level (dBuV/m) – Limit (dBuV/m).

Modulation	VHT20	Test Freq. (MHz)	5720
Polarization	Horizontal		

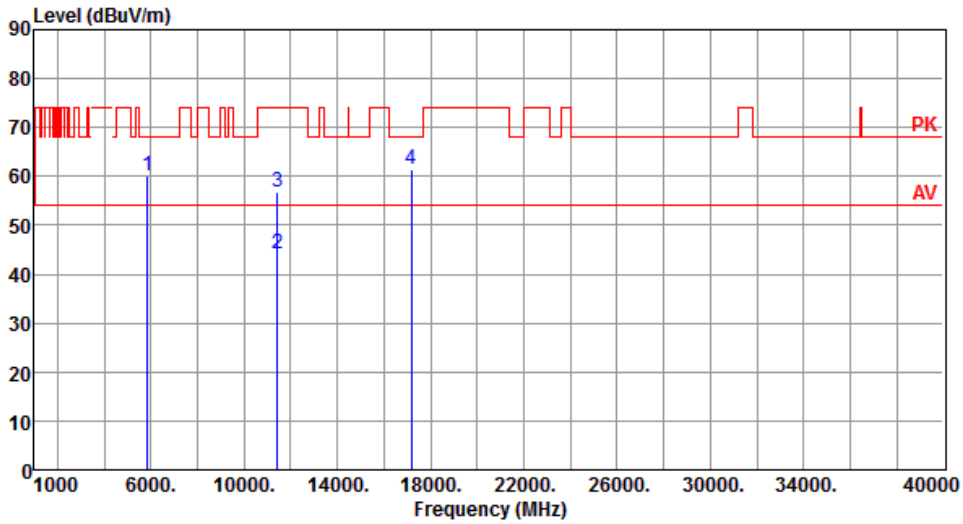

	Freq. MHz	Emission level dBuV/m	Limit dBuV/m	Margin dB	SA reading dBuV	Factor dB	Remark	ANT High cm	Turn Table deg
1	5850.00	60.22	68.20	-7.98	55.23	4.99	Peak	175	226
2	11440.00	44.15	54.00	-9.85	30.19	13.96	Average	100	179
3	11440.00	56.64	74.00	-17.36	42.68	13.96	Peak	100	179
4	17160.00	61.34	68.20	-6.86	43.51	17.83	Peak	100	80

Note 1: Emission Level (dBuV/m) = SA Reading (dBuV/m) + Factor* (dB)
*Factor includes antenna factor , cable loss and amplifier gain
Note 2: Margin (dB) = Emission level (dBuV/m) – Limit (dBuV/m).

Modulation	VHT20	Test Freq. (MHz)	5720
Polarization	Vertical		

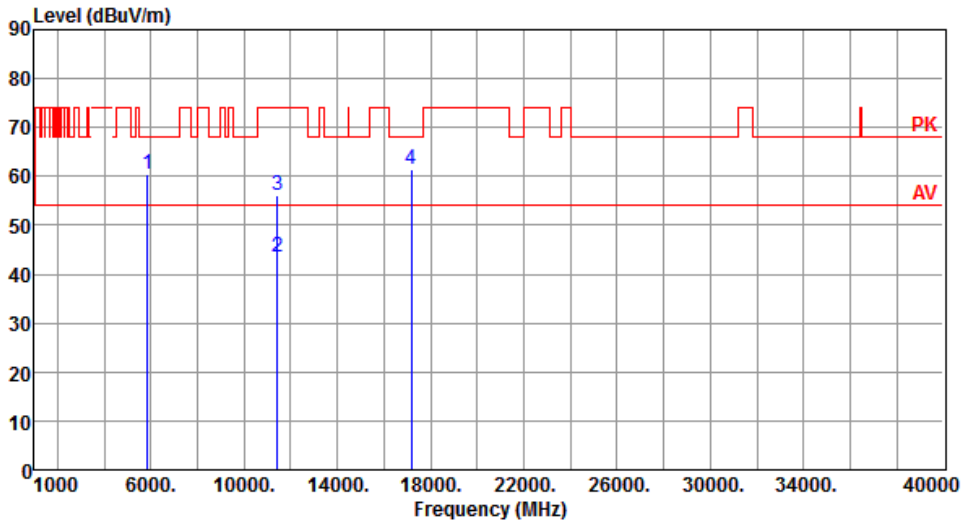

	Freq. MHz	Emission level dBuV/m	Limit dBuV/m	Margin dB	SA reading dBuV	Factor dB	Remark	ANT High cm	Turn Table deg
1	5850.00	60.55	68.20	-7.65	55.56	4.99	Peak	174	269
2	11440.00	43.63	54.00	-10.37	29.67	13.96	Average	100	256
3	11440.00	56.11	74.00	-17.89	42.15	13.96	Peak	100	256
4	17160.00	61.30	68.20	-6.90	43.47	17.83	Peak	100	60

Note 1: Emission Level (dBuV/m) = SA Reading (dBuV/m) + Factor* (dB)
*Factor includes antenna factor , cable loss and amplifier gain
Note 2: Margin (dB) = Emission level (dBuV/m) – Limit (dBuV/m).

Modulation	VHT20	Test Freq. (MHz)	5745
Polarization	Horizontal		

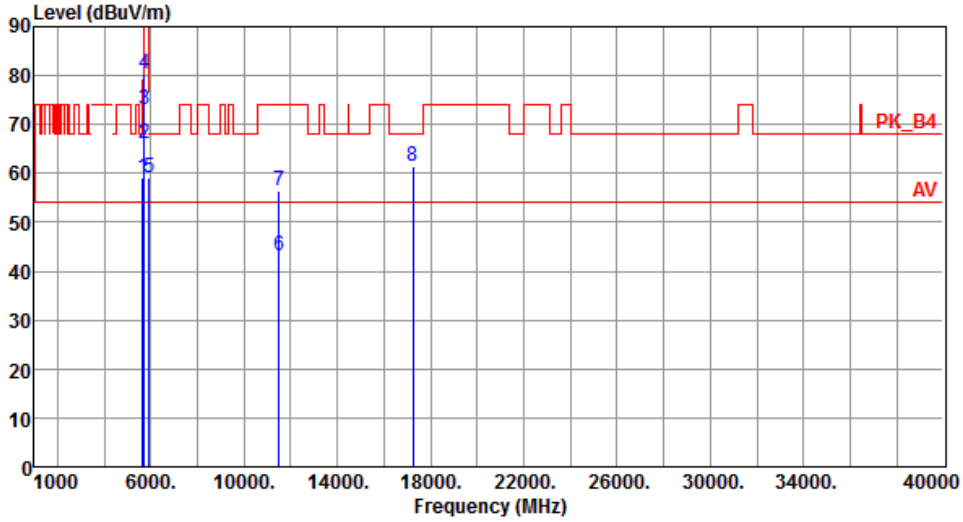

	Freq. MHz	Emission level dBuV/m	Limit dBuV/m	Margin dB	SA reading dBuV	Factor dB	Remark	ANT High cm	Turn Table deg
1	5650.00	59.23	68.20	-8.97	54.50	4.73	Peak	187	223
2	5700.00	66.00	105.20	-39.20	61.21	4.79	Peak	187	223
3	5720.00	73.23	110.80	-37.57	68.41	4.82	Peak	197	223
4	5725.00	80.24	122.20	-41.96	75.42	4.82	Peak	187	223
5	5925.00	59.20	68.20	-9.00	54.12	5.08	Peak	187	223
6	11490.00	43.17	54.00	-10.83	29.25	13.92	Average	100	350
7	11490.00	56.51	74.00	-17.49	42.59	13.92	Peak	100	350
8	17235.00	61.54	68.20	-6.66	43.51	18.03	Peak	100	30

Note 1: Emission Level (dBuV/m) = SA Reading (dBuV/m) + Factor* (dB)
*Factor includes antenna factor , cable loss and amplifier gain
Note 2: Margin (dB) = Emission level (dBuV/m) – Limit (dBuV/m).

Modulation	VHT20	Test Freq. (MHz)	5745
Polarization	Vertical		

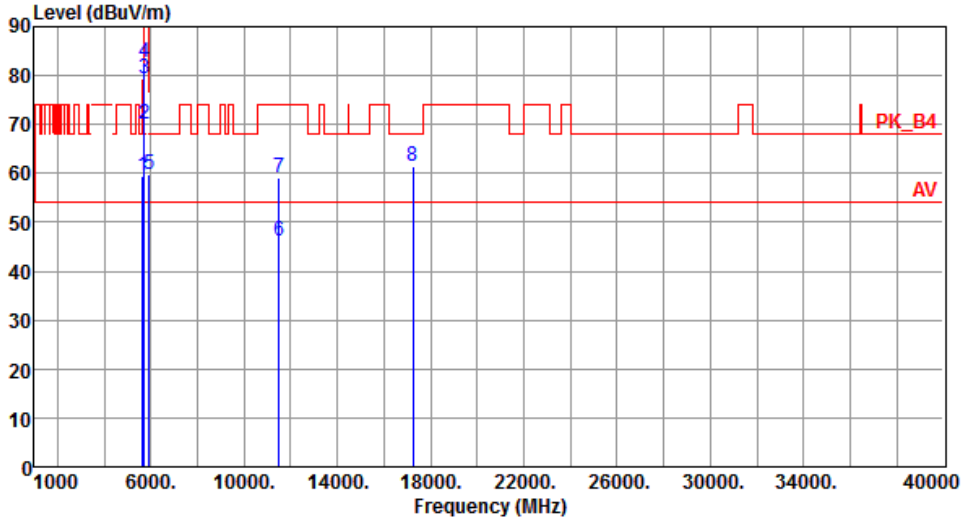

	Freq. MHz	Emission level dBuV/m	Limit dBuV/m	Margin dB	SA reading dBuV	Factor dB	Remark	ANT High cm	Turn Table deg
1	5650.00	59.38	68.20	-8.82	54.65	4.73	Peak	279	225
2	5700.00	70.20	105.20	-35.00	65.41	4.79	Peak	279	225
3	5720.00	79.23	110.80	-31.57	74.41	4.82	Peak	279	225
4	5725.00	82.61	122.20	-39.59	77.79	4.82	Peak	279	225
5	5925.00	59.64	68.20	-8.56	54.56	5.08	Peak	279	225
6	11490.00	46.04	54.00	-7.96	32.12	13.92	Average	159	3
7	11490.00	59.04	74.00	-14.96	45.12	13.92	Peak	159	3
8	17235.00	61.54	68.20	-6.66	43.51	18.03	Peak	100	90

Note 1: Emission Level (dBuV/m) = SA Reading (dBuV/m) + Factor* (dB)
*Factor includes antenna factor , cable loss and amplifier gain
Note 2: Margin (dB) = Emission level (dBuV/m) – Limit (dBuV/m).

Modulation	VHT20	Test Freq. (MHz)	5785
Polarization	Horizontal		

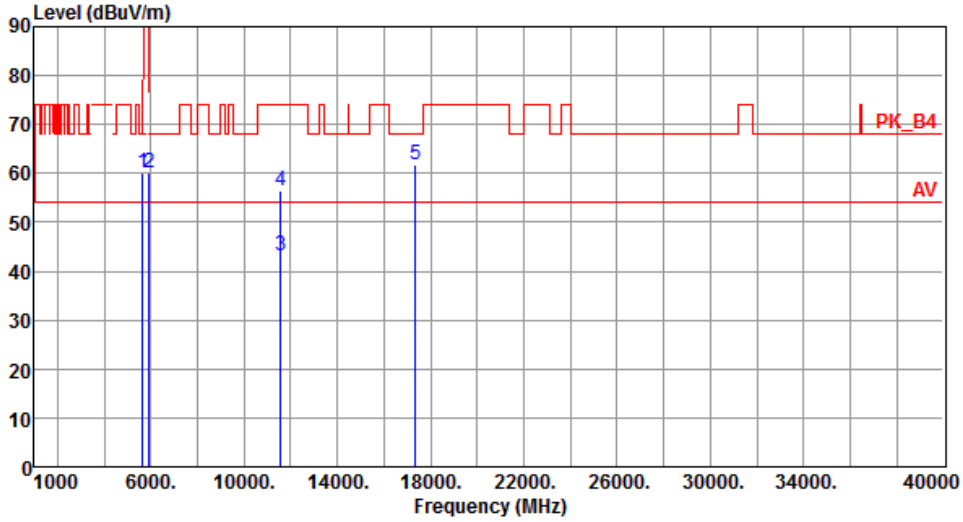

	Freq. MHz	Emission level dBuV/m	Limit dBuV/m	Margin dB	SA reading dBuV	Factor dB	Remark	ANT High cm	Turn Table deg
1	5650.00	60.03	68.20	-8.17	55.30	4.73	Peak	187	221
2	5925.00	60.14	68.20	-8.06	55.06	5.08	Peak	187	221
3	11570.00	43.04	54.00	-10.96	29.21	13.83	Average	100	350
4	11570.00	56.34	74.00	-17.66	42.51	13.83	Peak	100	350
5	17355.00	61.78	68.20	-6.42	43.42	18.36	Peak	100	20

Note 1: Emission Level (dBuV/m) = SA Reading (dBuV/m) + Factor* (dB)
*Factor includes antenna factor , cable loss and amplifier gain
Note 2: Margin (dB) = Emission level (dBuV/m) – Limit (dBuV/m).

Modulation	VHT20	Test Freq. (MHz)	5785
Polarization	Vertical		

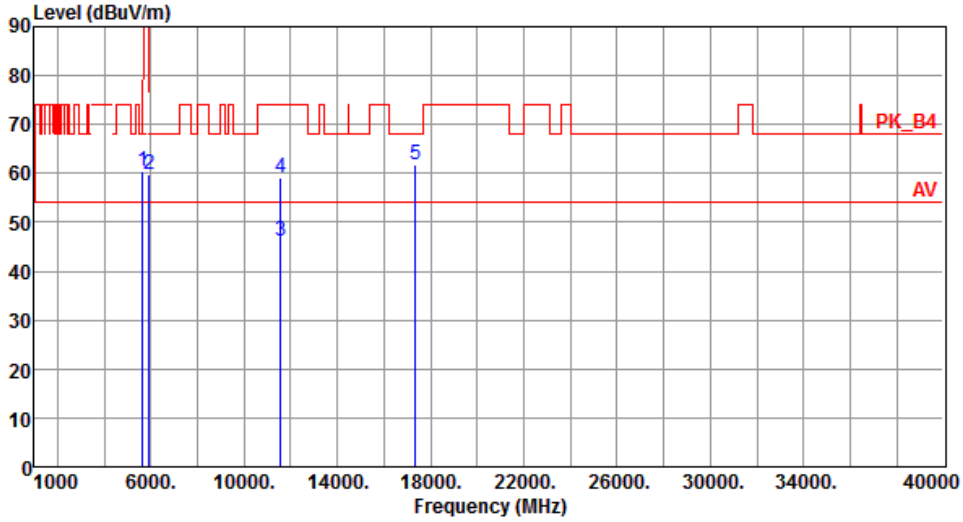

	Freq. MHz	Emission level dBuV/m	Limit dBuV/m	Margin dB	SA reading dBuV	Factor dB	Remark	ANT High cm	Turn Table deg
1	5650.00	60.56	68.20	-7.64	55.83	4.73	Peak	270	230
2	5925.00	59.67	68.20	-8.53	54.59	5.08	Peak	270	230
3	11570.00	46.00	54.00	-8.00	32.17	13.83	Average	160	3
4	11570.00	59.09	74.00	-14.91	45.26	13.83	Peak	160	3
5	17355.00	61.82	68.20	-6.38	43.46	18.36	Peak	100	20

Note 1: Emission Level (dBuV/m) = SA Reading (dBuV/m) + Factor* (dB)
*Factor includes antenna factor , cable loss and amplifier gain
Note 2: Margin (dB) = Emission level (dBuV/m) – Limit (dBuV/m).

Modulation	VHT20	Test Freq. (MHz)	5825
Polarization	Horizontal		

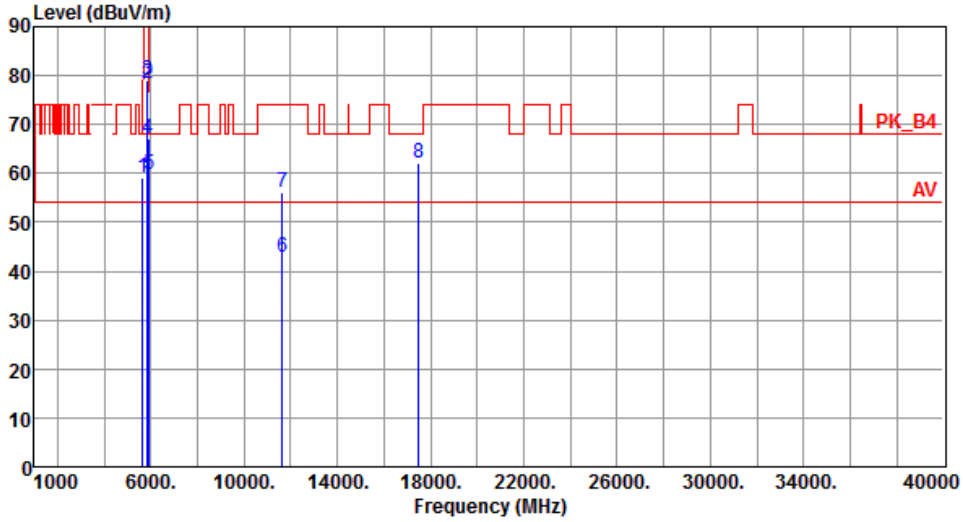

	Freq. MHz	Emission level dBuV/m	Limit dBuV/m	Margin dB	SA reading dBuV	Factor dB	Remark	ANT High cm	Turn Table deg
1	5650.00	58.98	68.20	-9.22	54.25	4.73	Peak	173	221
2	5850.00	78.40	122.20	-43.80	73.41	4.99	Peak	173	221
3	5855.00	79.16	110.80	-31.64	74.16	5.00	Peak	173	221
4	5875.00	67.23	105.20	-37.97	62.21	5.02	Peak	173	221
5	5925.00	59.67	68.20	-8.53	54.59	5.08	Peak	173	221
6	11650.00	42.88	54.00	-11.12	29.14	13.74	Average	100	349
7	11650.00	56.15	74.00	-17.85	42.41	13.74	Peak	100	349
8	17475.00	62.11	68.20	-6.09	43.42	18.69	Peak	100	50

Note 1: Emission Level (dBuV/m) = SA Reading (dBuV/m) + Factor* (dB)
*Factor includes antenna factor , cable loss and amplifier gain
Note 2: Margin (dB) = Emission level (dBuV/m) – Limit (dBuV/m).

Modulation	VHT20	Test Freq. (MHz)	5825
Polarization	Vertical		

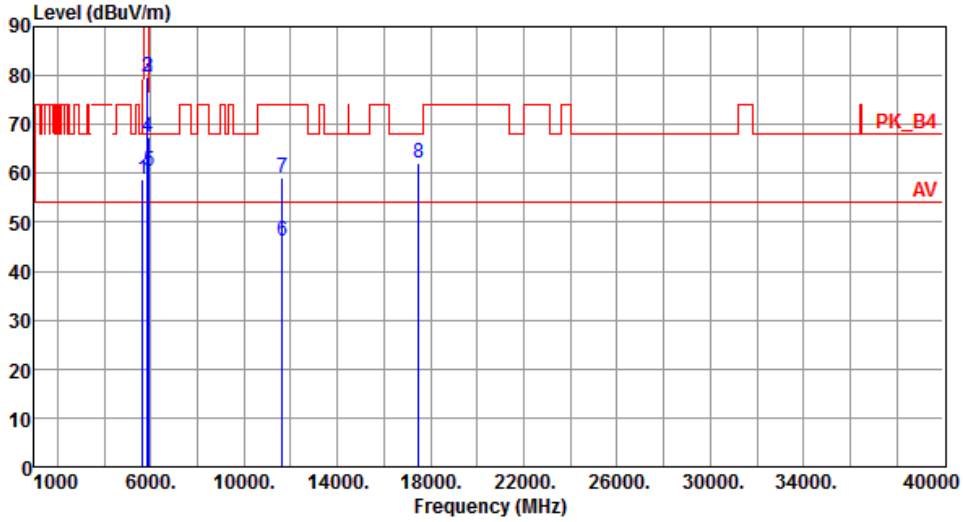

	Freq. MHz	Emission level dBuV/m	Limit dBuV/m	Margin dB	SA reading dBuV	Factor dB	Remark	ANT High cm	Turn Table deg
1	5650.00	58.88	68.20	-9.32	54.15	4.73	Peak	241	259
2	5850.00	79.84	122.20	-42.36	74.85	4.99	Peak	241	259
3	5855.00	79.66	110.80	-31.14	74.66	5.00	Peak	241	259
4	5875.00	67.58	105.20	-37.62	62.56	5.02	Peak	241	259
5	5925.00	60.49	68.20	-7.71	55.41	5.08	Peak	241	259
6	11650.00	46.00	54.00	-8.00	32.26	13.74	Average	158	1
7	11650.00	59.13	74.00	-14.87	45.39	13.74	Peak	158	1
8	17475.00	62.15	68.20	-6.05	43.46	18.69	Peak	100	60

Note 1: Emission Level (dBuV/m) = SA Reading (dBuV/m) + Factor* (dB)
*Factor includes antenna factor , cable loss and amplifier gain
Note 2: Margin (dB) = Emission level (dBuV/m) – Limit (dBuV/m).

3.5.22 Transmitter Radiated Unwanted Emissions (Above 1GHz) for VHT40

Modulation	VHT40	**Test Freq. (MHz)**	5190
Polarization	Horizontal		

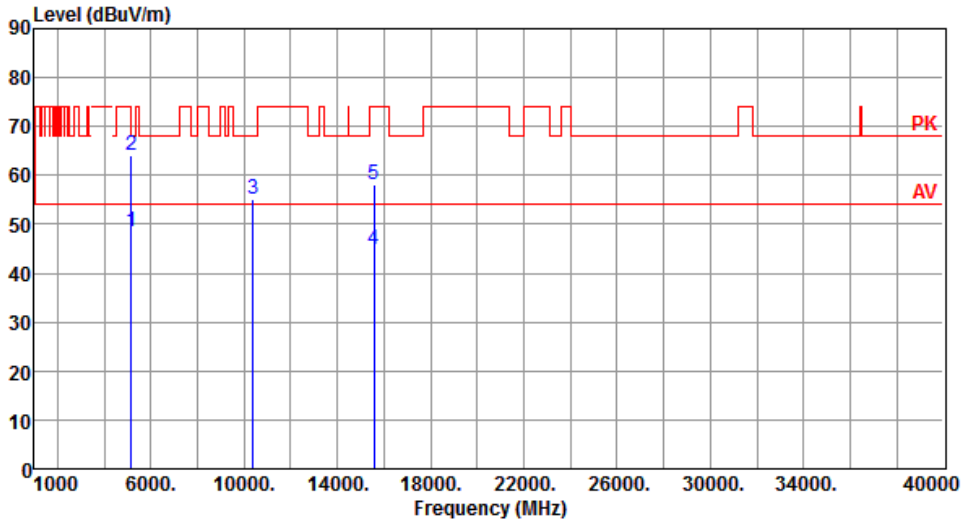

	Freq. MHz	Emission level dBuV/m	Limit dBuV/m	Margin dB	SA reading dBuV	Factor dB	Remark	ANT High cm	Turn Table deg
1	5150.00	48.52	54.00	-5.48	44.28	4.24	Average	181	230
2	5150.00	64.18	74.00	-9.82	59.94	4.24	Peak	181	230
3	10380.00	55.29	68.20	-12.91	41.59	13.70	Peak	100	30
4	15570.00	44.73	54.00	-9.27	30.07	14.66	Average	100	250
5	15570.00	58.18	74.00	-15.82	43.52	14.66	Peak	100	250

Note 1: Emission Level (dBuV/m) = SA Reading (dBuV/m) + Factor* (dB)
*Factor includes antenna factor , cable loss and amplifier gain
Note 2: Margin (dB) = Emission level (dBuV/m) – Limit (dBuV/m).

Modulation	VHT40	Test Freq. (MHz)	5190
Polarization	Vertical		

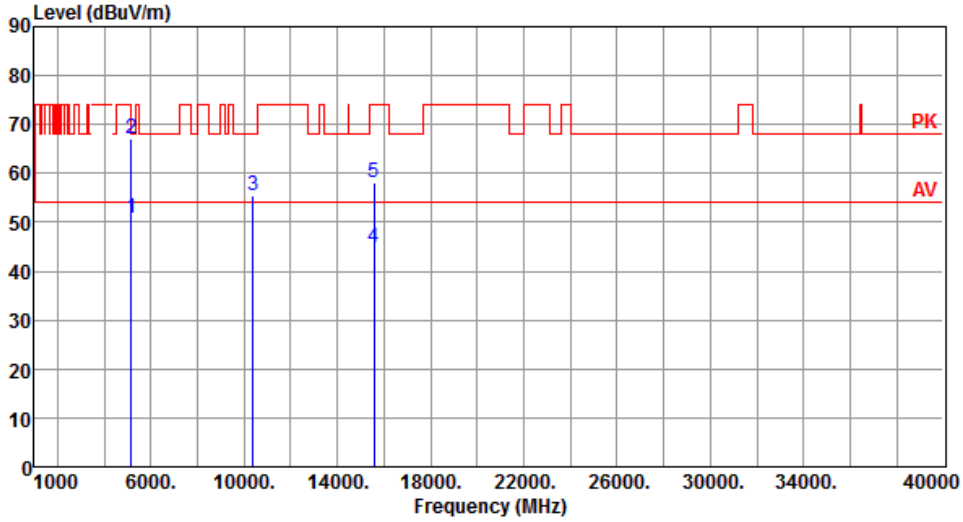

	Freq. MHz	Emission level dBuV/m	Limit dBuV/m	Margin dB	SA reading dBuV	Factor dB	Remark	ANT High cm	Turn Table deg
1	5150.00	50.94	54.00	-3.06	46.70	4.24	Average	163	278
2	5150.00	67.08	74.00	-6.92	62.84	4.24	Peak	163	278
3	10380.00	55.39	68.20	-12.81	41.69	13.70	Peak	100	20
4	15570.00	44.69	54.00	-9.31	30.03	14.66	Average	100	50
5	15570.00	58.18	74.00	-15.82	43.52	14.66	Peak	100	50

Note 1: Emission Level (dBuV/m) = SA Reading (dBuV/m) + Factor* (dB)
*Factor includes antenna factor , cable loss and amplifier gain
Note 2: Margin (dB) = Emission level (dBuV/m) – Limit (dBuV/m).

Modulation	VHT40	Test Freq. (MHz)	5230
Polarization	Horizontal		

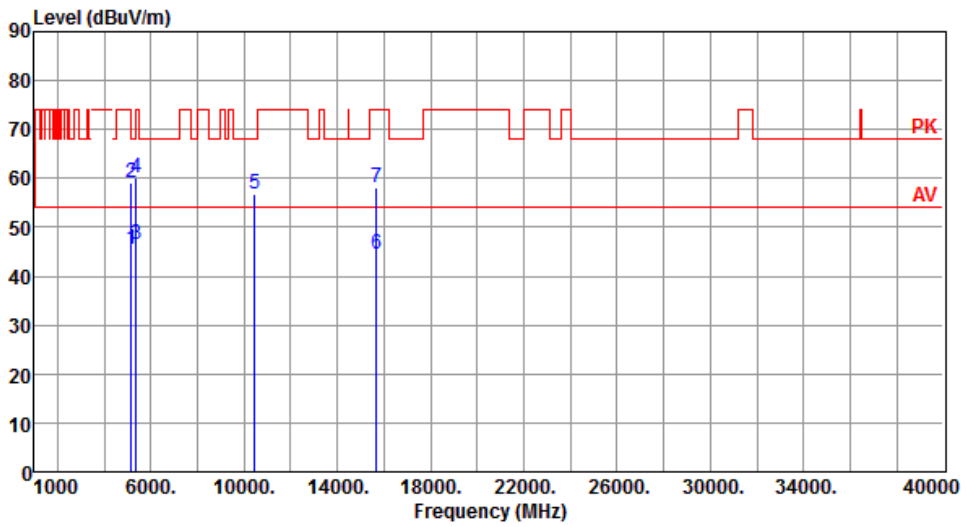

	Freq. MHz	Emission level dBuV/m	Limit dBuV/m	Margin dB	SA reading dBuV	Factor dB	Remark	ANT High cm	Turn Table deg
1	5150.00	45.45	54.00	-8.55	41.21	4.24	Average	175	219
2	5150.00	59.08	74.00	-14.92	54.84	4.24	Peak	175	219
3	5350.00	46.60	54.00	-7.40	42.17	4.43	Average	175	219
4	5350.00	60.01	74.00	-13.99	55.58	4.43	Peak	175	219
5	10460.00	56.78	68.20	-11.42	43.05	13.73	Peak	150	2
6	15690.00	44.65	54.00	-9.35	30.06	14.59	Average	100	250
7	15690.00	58.16	74.00	-15.84	43.57	14.59	Peak	100	250

Note 1: Emission Level (dBuV/m) = SA Reading (dBuV/m) + Factor* (dB)
*Factor includes antenna factor , cable loss and amplifier gain
Note 2: Margin (dB) = Emission level (dBuV/m) – Limit (dBuV/m).

Modulation	VHT40	Test Freq. (MHz)	5230
Polarization	Vertical		

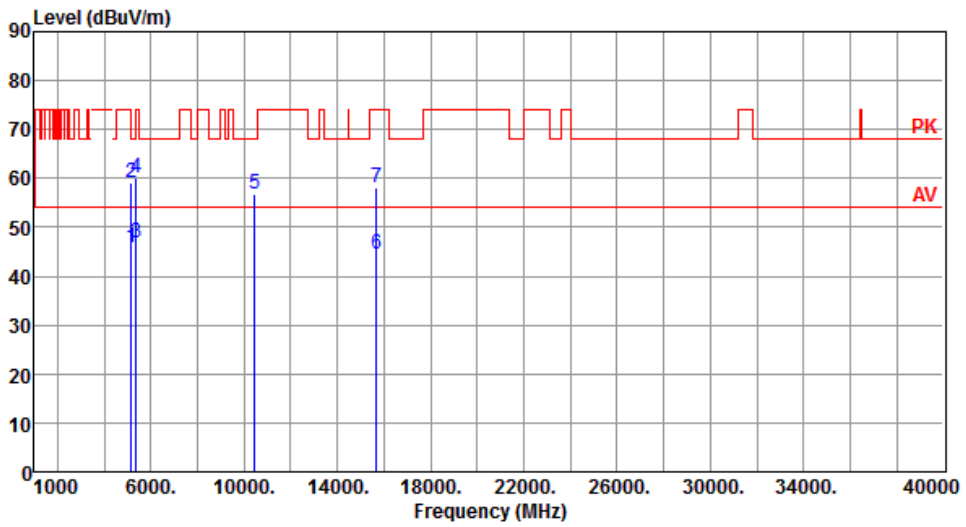

	Freq. MHz	Emission level dBuV/m	Limit dBuV/m	Margin dB	SA reading dBuV	Factor dB	Remark	ANT High cm	Turn Table deg
1	5150.00	45.78	54.00	-8.22	41.54	4.24	Average	208	284
2	5150.00	59.17	74.00	-14.83	54.93	4.24	Peak	208	284
3	5350.00	46.78	54.00	-7.22	42.35	4.43	Average	208	284
4	5350.00	59.99	74.00	-14.01	55.56	4.43	Peak	208	284
5	10460.00	56.85	68.20	-11.35	43.12	13.73	Peak	100	262
6	15690.00	44.63	54.00	-9.37	30.04	14.59	Average	100	30
7	15690.00	58.15	74.00	-15.85	43.56	14.59	Peak	100	30

Note 1: Emission Level (dBuV/m) = SA Reading (dBuV/m) + Factor* (dB)
*Factor includes antenna factor , cable loss and amplifier gain
Note 2: Margin (dB) = Emission level (dBuV/m) – Limit (dBuV/m).

Modulation	VHT40	Test Freq. (MHz)	5270
Polarization	Horizontal		

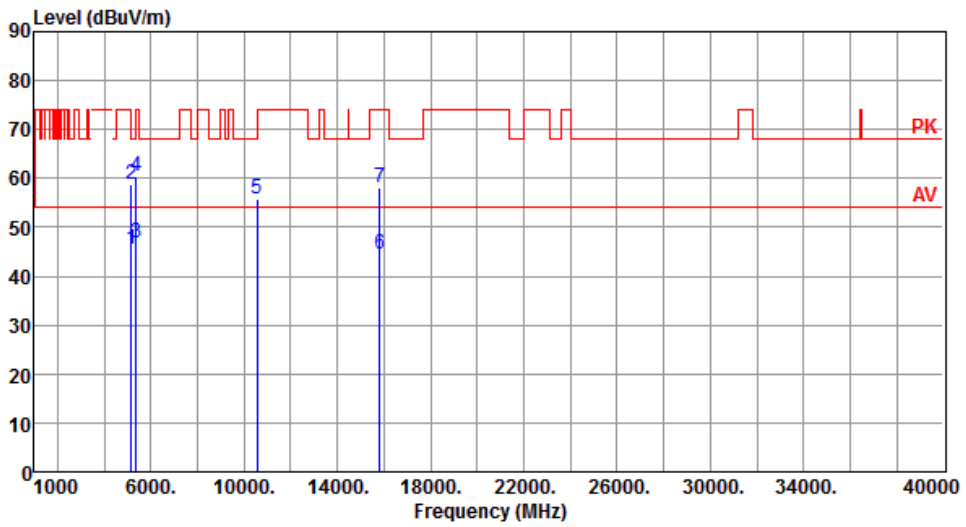

	Freq. MHz	Emission level dBuV/m	Limit dBuV/m	Margin dB	SA reading dBuV	Factor dB	Remark	ANT High cm	Turn Table deg
1	5150.00	45.50	54.00	-8.50	41.26	4.24	Average	178	230
2	5150.00	58.84	74.00	-15.16	54.60	4.24	Peak	178	230
3	5350.00	46.72	54.00	-7.28	42.29	4.43	Average	178	230
4	5350.00	60.56	74.00	-13.44	56.13	4.43	Peak	178	230
5	10540.00	55.96	68.20	-12.24	42.16	13.80	Peak	100	5
6	15810.00	44.56	54.00	-9.44	30.02	14.54	Average	100	20
7	15810.00	58.08	74.00	-15.92	43.54	14.54	Peak	100	20

Note 1: Emission Level (dBuV/m) = SA Reading (dBuV/m) + Factor* (dB)
*Factor includes antenna factor , cable loss and amplifier gain
Note 2: Margin (dB) = Emission level (dBuV/m) – Limit (dBuV/m).

Modulation	VHT40	Test Freq. (MHz)	5270
Polarization	Vertical		

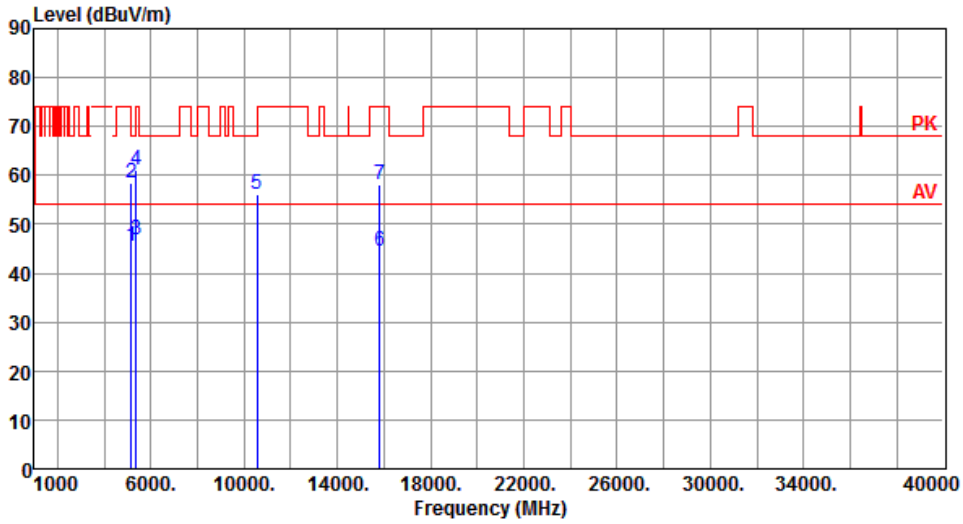

	Freq. MHz	Emission level dBuV/m	Limit dBuV/m	Margin dB	SA reading dBuV	Factor dB	Remark	ANT High cm	Turn Table deg
1	5150.00	45.45	54.00	-8.55	41.21	4.24	Average	196	285
2	5150.00	58.50	74.00	-15.50	54.26	4.24	Peak	196	285
3	5350.00	46.72	54.00	-7.28	42.29	4.43	Average	196	285
4	5350.00	60.97	74.00	-13.03	56.54	4.43	Peak	196	285
5	10540.00	56.01	68.20	-12.19	42.21	13.80	Peak	100	265
6	15810.00	44.59	54.00	-9.41	30.05	14.54	Average	100	200
7	15810.00	58.10	74.00	-15.90	43.56	14.54	Peak	100	200

Note 1: Emission Level (dBuV/m) = SA Reading (dBuV/m) + Factor* (dB)
*Factor includes antenna factor , cable loss and amplifier gain
Note 2: Margin (dB) = Emission level (dBuV/m) – Limit (dBuV/m).

Modulation	VHT40	Test Freq. (MHz)	5310
Polarization	Horizontal		

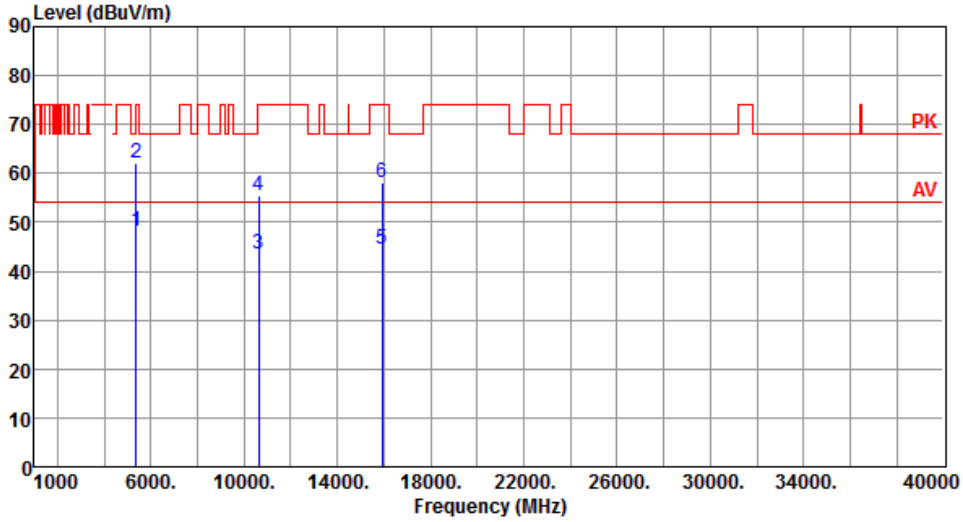

	Freq. MHz	Emission level dBuV/m	Limit dBuV/m	Margin dB	SA reading dBuV	Factor dB	Remark	ANT High cm	Turn Table deg
1	5350.00	48.06	54.00	-5.94	43.63	4.43	Average	175	215
2	5350.00	62.12	74.00	-11.88	57.69	4.43	Peak	175	215
3	10620.00	43.34	54.00	-10.66	29.45	13.89	Average	100	30
4	10620.00	55.47	74.00	-18.53	41.58	13.89	Peak	100	30
5	15930.00	44.60	54.00	-9.40	30.13	14.47	Average	100	50
6	15930.00	58.03	74.00	-15.97	43.56	14.47	Peak	100	50

Note 1: Emission Level (dBuV/m) = SA Reading (dBuV/m) + Factor* (dB)
*Factor includes antenna factor , cable loss and amplifier gain
Note 2: Margin (dB) = Emission level (dBuV/m) – Limit (dBuV/m).

Modulation	VHT40	Test Freq. (MHz)	5310
Polarization	Vertical		

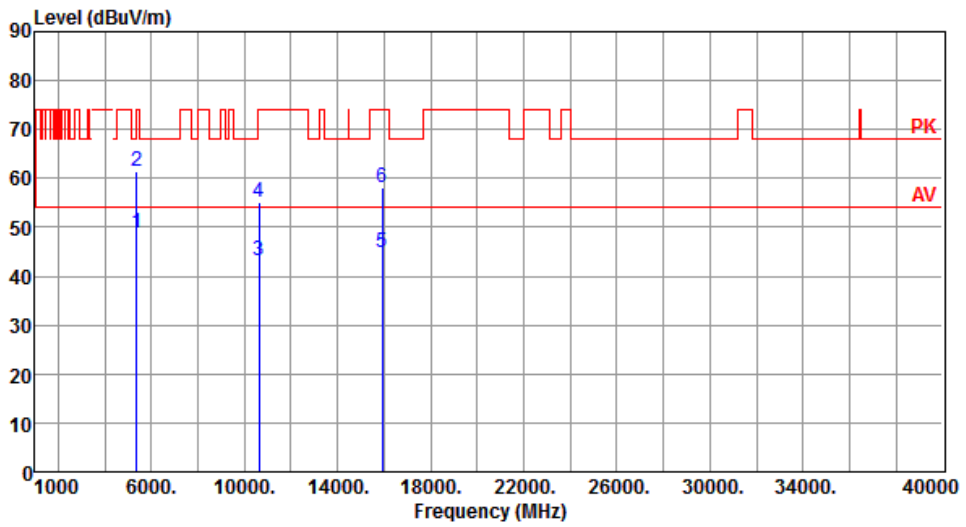

	Freq. MHz	Emission level dBuV/m	Limit dBuV/m	Margin dB	SA reading dBuV	Factor dB	Remark	ANT High cm	Turn Table deg
1	5350.00	48.83	54.00	-5.17	44.40	4.43	Average	199	284
2	5350.00	61.47	74.00	-12.53	57.04	4.43	Peak	199	284
3	10620.00	43.10	54.00	-10.90	29.21	13.89	Average	100	60
4	10620.00	55.21	74.00	-18.79	41.32	13.89	Peak	100	60
5	15930.00	44.70	54.00	-9.30	30.23	14.47	Average	100	50
6	15930.00	58.14	74.00	-15.86	43.67	14.47	Peak	100	50

Note 1: Emission Level (dBuV/m) = SA Reading (dBuV/m) + Factor* (dB)
*Factor includes antenna factor , cable loss and amplifier gain
Note 2: Margin (dB) = Emission level (dBuV/m) – Limit (dBuV/m).

Modulation	VHT40	Test Freq. (MHz)	5510
Polarization	Horizontal		

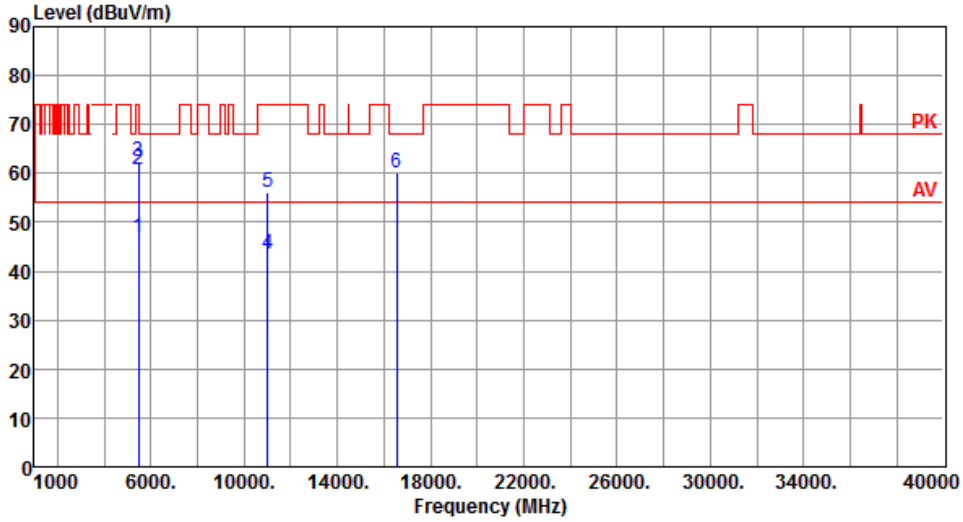

	Freq. MHz	Emission level dBuV/m	Limit dBuV/m	Margin dB	SA reading dBuV	Factor dB	Remark	ANT High cm	Turn Table deg
1	5460.00	46.98	54.00	-7.02	42.47	4.51	Average	168	204
2	5460.00	60.80	74.00	-13.20	56.29	4.51	Peak	168	204
3	5470.00	62.46	68.20	-5.74	57.94	4.52	Peak	168	204
4	11020.00	43.53	54.00	-10.47	29.21	14.32	Average	100	20
5	11020.00	56.00	74.00	-18.00	41.68	14.32	Peak	100	20
6	16530.00	60.04	68.20	-8.16	43.51	16.53	Peak	100	60

Note 1: Emission Level (dBuV/m) = SA Reading (dBuV/m) + Factor* (dB)
*Factor includes antenna factor , cable loss and amplifier gain
Note 2: Margin (dB) = Emission level (dBuV/m) – Limit (dBuV/m).

Modulation	VHT40	Test Freq. (MHz)	5510
Polarization	Vertical		

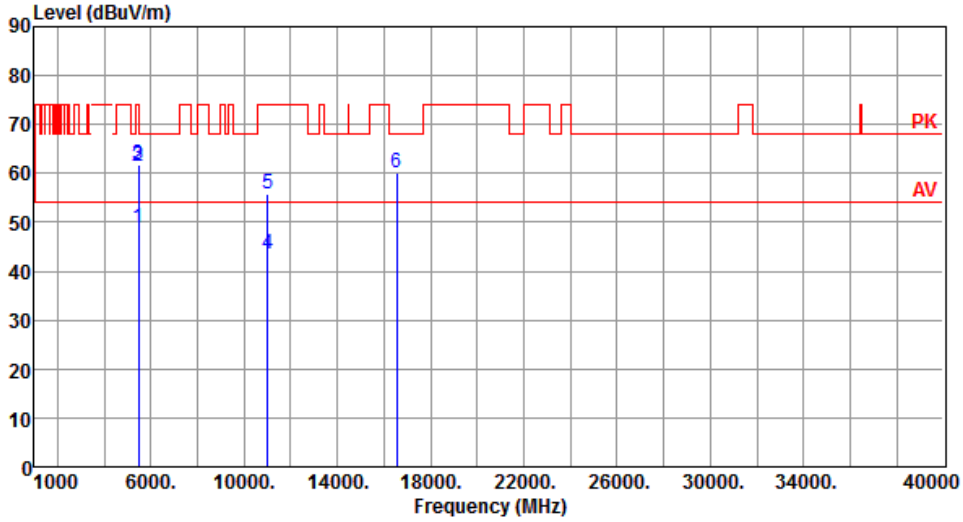

	Freq. MHz	Emission level dBuV/m	Limit dBuV/m	Margin dB	SA reading dBuV	Factor dB	Remark	ANT High cm	Turn Table deg
1	5460.00	48.88	54.00	-5.12	44.37	4.51	Average	168	262
2	5460.00	61.38	74.00	-12.62	56.87	4.51	Peak	168	262
3	5470.00	61.76	68.20	-6.44	57.24	4.52	Peak	168	262
4	11020.00	43.47	54.00	-10.53	29.15	14.32	Average	100	90
5	11020.00	55.89	74.00	-18.11	41.57	14.32	Peak	100	90
6	16530.00	59.99	68.20	-8.21	43.46	16.53	Peak	100	100

Note 1: Emission Level (dBuV/m) = SA Reading (dBuV/m) + Factor* (dB)
*Factor includes antenna factor , cable loss and amplifier gain
Note 2: Margin (dB) = Emission level (dBuV/m) – Limit (dBuV/m).

Modulation	VHT40	Test Freq. (MHz)	5590
Polarization	Horizontal		

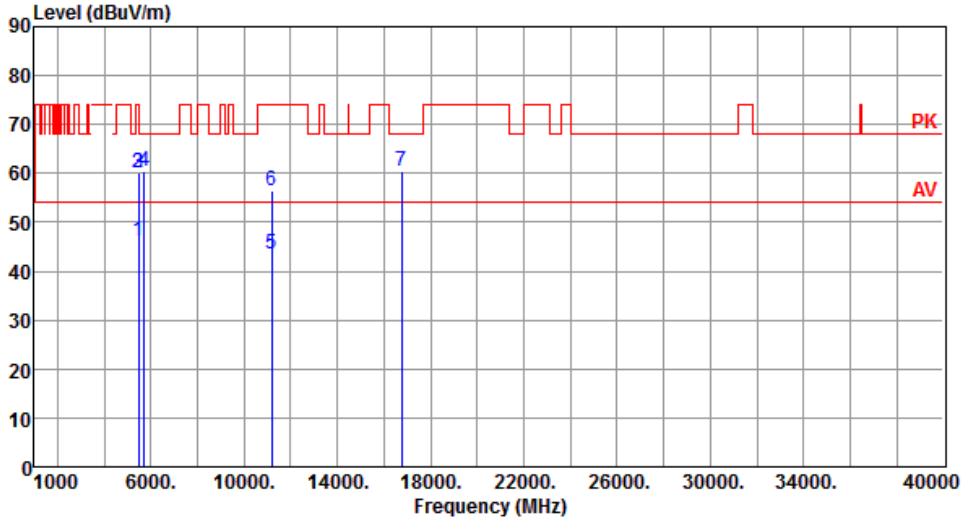

	Freq. MHz	Emission level dBuV/m	Limit dBuV/m	Margin dB	SA reading dBuV	Factor dB	Remark	ANT High cm	Turn Table deg
1	5460.00	46.10	54.00	-7.90	41.59	4.51	Average	162	233
2	5460.00	60.01	74.00	-13.99	55.50	4.51	Peak	162	233
3	5470.00	60.06	68.20	-8.14	55.54	4.52	Peak	162	233
4	5725.00	60.44	68.20	-7.76	55.62	4.82	Peak	162	233
5	11180.00	43.60	54.00	-10.40	29.41	14.19	Average	100	195
6	11180.00	56.45	74.00	-17.55	42.26	14.19	Peak	100	195
7	16770.00	60.38	68.20	-7.82	43.41	16.97	Peak	100	50

Note 1: Emission Level (dBuV/m) = SA Reading (dBuV/m) + Factor* (dB)
*Factor includes antenna factor , cable loss and amplifier gain
Note 2: Margin (dB) = Emission level (dBuV/m) – Limit (dBuV/m).

Modulation	VHT40	Test Freq. (MHz)	5590
Polarization	Vertical		

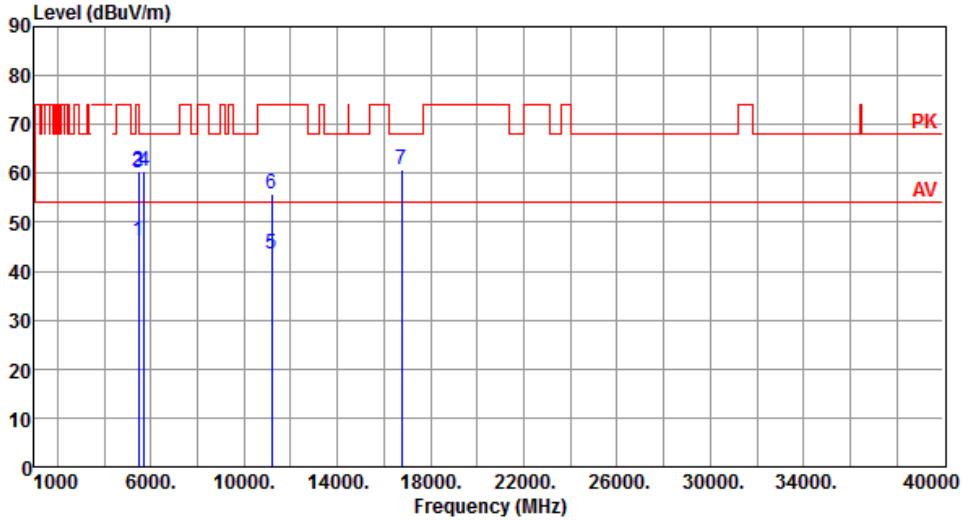

	Freq. MHz	Emission level dBuV/m	Limit dBuV/m	Margin dB	SA reading dBuV	Factor dB	Remark	ANT High cm	Turn Table deg
1	5460.00	46.16	54.00	-7.84	41.65	4.51	Average	184	271
2	5460.00	60.38	74.00	-13.62	55.87	4.51	Peak	184	271
3	5470.00	60.16	68.20	-8.04	55.64	4.52	Peak	184	271
4	5725.00	60.38	68.20	-7.82	55.56	4.82	Peak	184	271
5	11180.00	43.55	54.00	-10.45	29.36	14.19	Average	100	60
6	11180.00	55.68	74.00	-18.32	41.49	14.19	Peak	100	60
7	16770.00	60.62	68.20	-7.58	43.65	16.97	Peak	100	90

Note 1: Emission Level (dBuV/m) = SA Reading (dBuV/m) + Factor* (dB)
*Factor includes antenna factor , cable loss and amplifier gain
Note 2: Margin (dB) = Emission level (dBuV/m) – Limit (dBuV/m).

Modulation	VHT40	Test Freq. (MHz)	5670
Polarization	Horizontal		

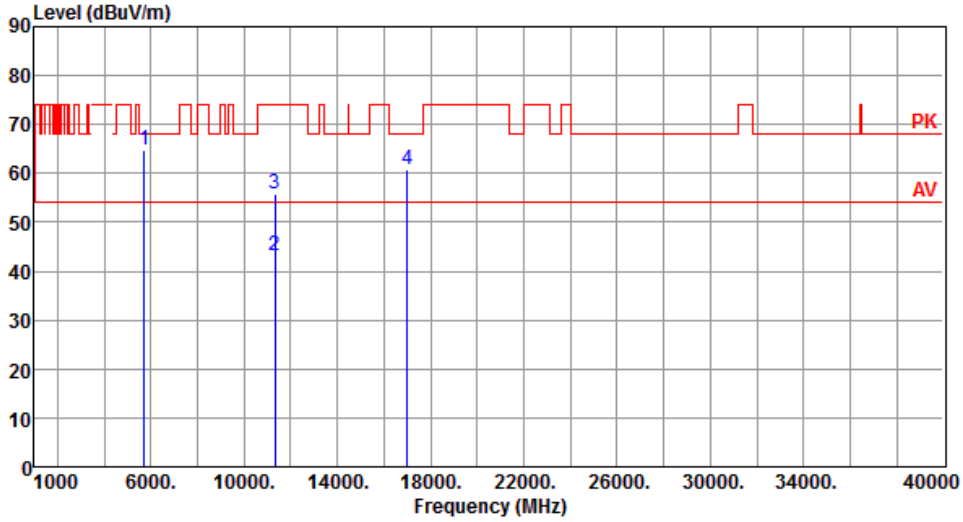

	Freq. MHz	Emission level dBuV/m	Limit dBuV/m	Margin dB	SA reading dBuV	Factor dB	Remark	ANT High cm	Turn Table deg
1	5725.00	64.92	68.20	-3.28	60.10	4.82	Peak	163	218
2	11340.00	43.31	54.00	-10.69	29.26	14.05	Average	100	70
3	11340.00	55.70	74.00	-18.30	41.65	14.05	Peak	100	70
4	17010.00	60.94	68.20	-7.26	43.53	17.41	Peak	100	50

Note 1: Emission Level (dBuV/m) = SA Reading (dBuV/m) + Factor* (dB)
*Factor includes antenna factor , cable loss and amplifier gain
Note 2: Margin (dB) = Emission level (dBuV/m) – Limit (dBuV/m).

Modulation	VHT40	Test Freq. (MHz)	5670
Polarization	Vertical		

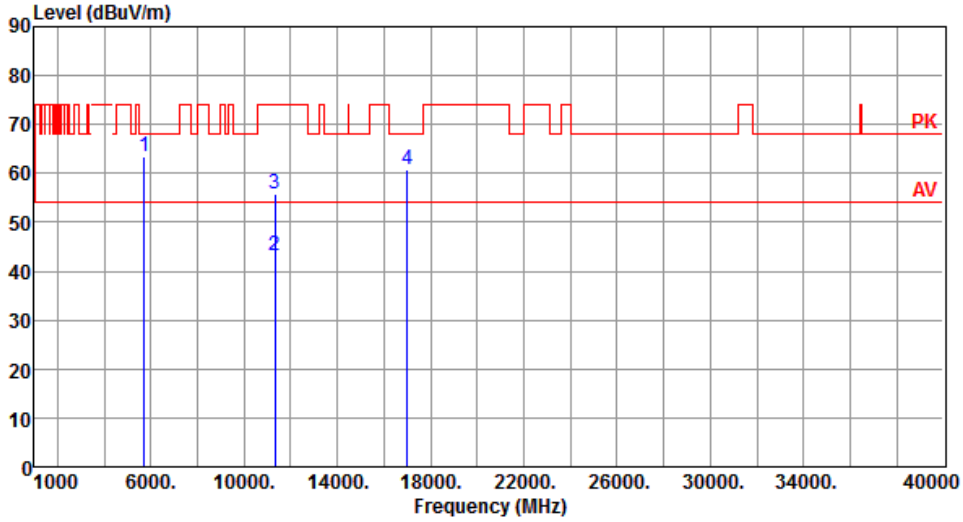

	Freq. MHz	Emission level dBuV/m	Limit dBuV/m	Margin dB	SA reading dBuV	Factor dB	Remark	ANT High cm	Turn Table deg
1	5725.00	63.49	68.20	-4.71	58.67	4.82	Peak	165	267
2	11340.00	43.32	54.00	-10.68	29.27	14.05	Average	100	90
3	11340.00	55.74	74.00	-18.26	41.69	14.05	Peak	100	90
4	17010.00	60.94	68.20	-7.26	43.53	17.41	Peak	100	100

Note 1: Emission Level (dBuV/m) = SA Reading (dBuV/m) + Factor* (dB)
*Factor includes antenna factor , cable loss and amplifier gain
Note 2: Margin (dB) = Emission level (dBuV/m) – Limit (dBuV/m).

Modulation	VHT40	Test Freq. (MHz)	5710
Polarization	Horizontal		

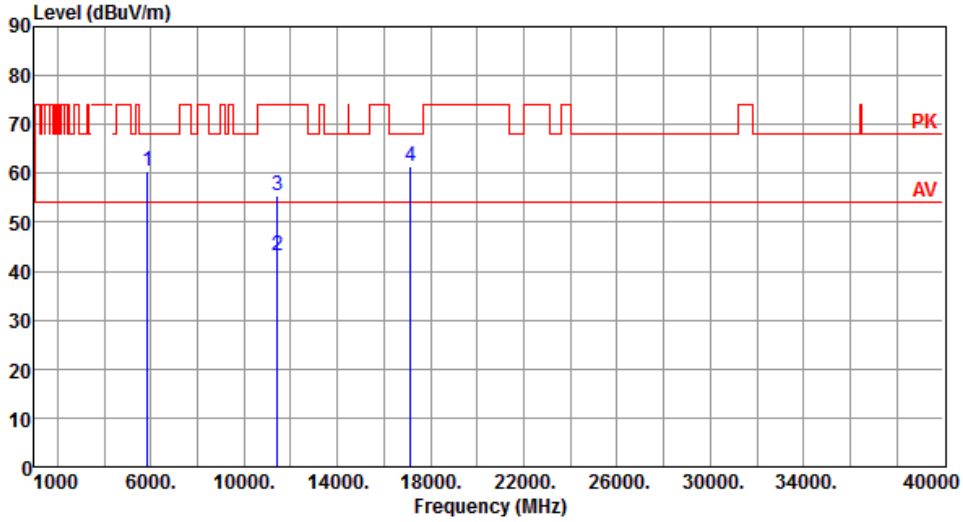

	Freq. MHz	Emission level dBuV/m	Limit dBuV/m	Margin dB	SA reading dBuV	Factor dB	Remark	ANT High cm	Turn Table deg
1	5850.00	60.33	68.20	-7.87	55.34	4.99	Peak	182	227
2	11420.00	43.24	54.00	-10.76	29.27	13.97	Average	100	30
3	11420.00	55.43	74.00	-18.57	41.46	13.97	Peak	100	30
4	17130.00	61.31	68.20	-6.89	43.56	17.75	Peak	100	60

Note 1: Emission Level (dBuV/m) = SA Reading (dBuV/m) + Factor* (dB)
*Factor includes antenna factor , cable loss and amplifier gain
Note 2: Margin (dB) = Emission level (dBuV/m) – Limit (dBuV/m).

Modulation	VHT40	Test Freq. (MHz)	5710
Polarization	Vertical		

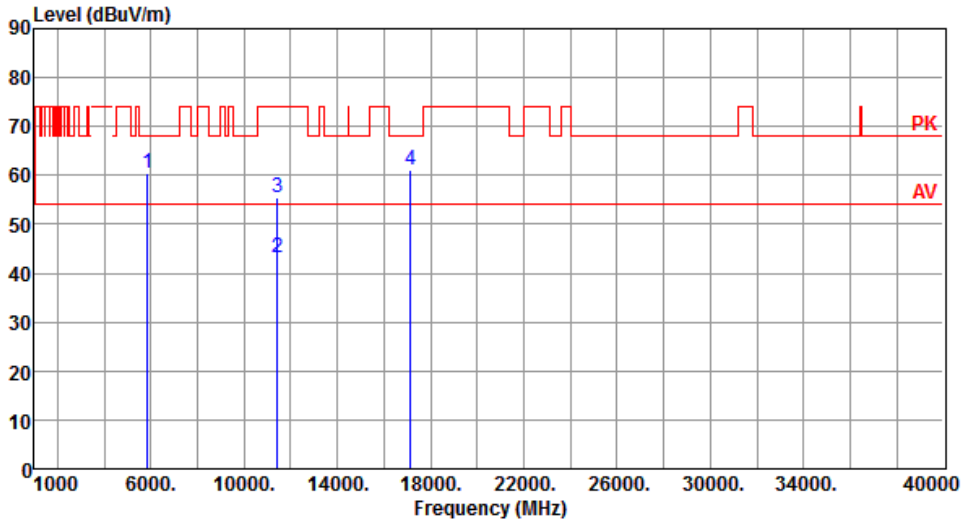

	Freq. MHz	Emission level dBuV/m	Limit dBuV/m	Margin dB	SA reading dBuV	Factor dB	Remark	ANT High cm	Turn Table deg
1	5850.00	60.55	68.20	-7.65	55.56	4.99	Peak	271	252
2	11420.00	43.21	54.00	-10.79	29.24	13.97	Average	100	30
3	11420.00	55.56	74.00	-18.44	41.59	13.97	Peak	100	30
4	17130.00	61.26	68.20	-6.94	43.51	17.75	Peak	100	60

Note 1: Emission Level (dBuV/m) = SA Reading (dBuV/m) + Factor* (dB)
*Factor includes antenna factor , cable loss and amplifier gain
Note 2: Margin (dB) = Emission level (dBuV/m) – Limit (dBuV/m).

Modulation	VHT40	Test Freq. (MHz)	5755
Polarization	Horizontal		

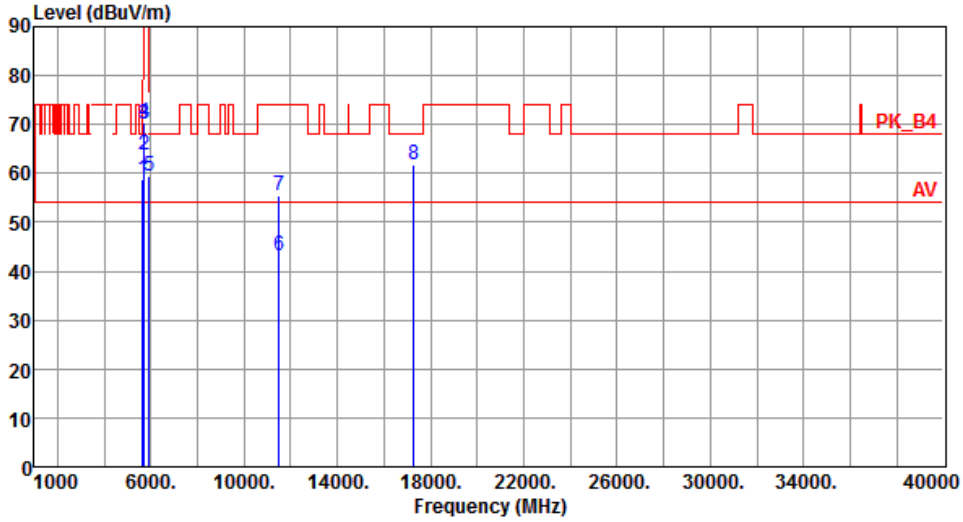

	Freq. MHz	Emission level dBuV/m	Limit dBuV/m	Margin dB	SA reading dBuV	Factor dB	Remark	ANT High cm	Turn Table deg
1	5650.00	58.76	68.20	-9.44	54.03	4.73	Peak	193	227
2	5700.00	63.79	105.20	-41.41	59.00	4.79	Peak	193	227
3	5720.00	70.24	110.80	-40.56	65.42	4.82	Peak	193	227
4	5725.00	70.36	122.20	-51.84	65.54	4.82	Peak	193	227
5	5925.00	59.31	68.20	-8.89	54.23	5.08	Peak	193	227
6	11510.00	43.16	54.00	-10.84	29.26	13.90	Average	100	30
7	11510.00	55.48	74.00	-18.52	41.58	13.90	Peak	100	30
8	17265.00	61.74	68.20	-6.46	43.62	18.12	Peak	100	50

Note 1: Emission Level (dBuV/m) = SA Reading (dBuV/m) + Factor* (dB)
*Factor includes antenna factor , cable loss and amplifier gain
Note 2: Margin (dB) = Emission level (dBuV/m) – Limit (dBuV/m).

Modulation	VHT40	Test Freq. (MHz)	5755
Polarization	Vertical		

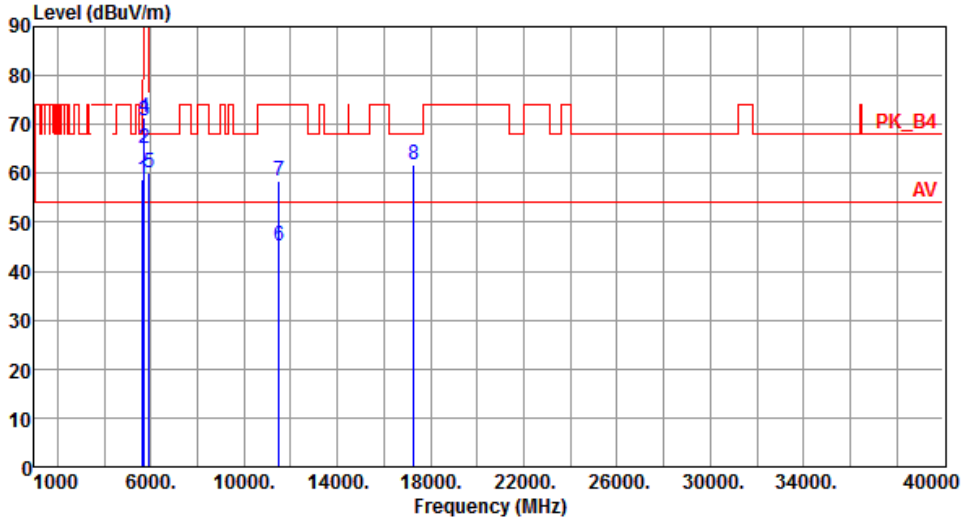

	Freq. MHz	Emission level dBuV/m	Limit dBuV/m	Margin dB	SA reading dBuV	Factor dB	Remark	ANT High cm	Turn Table deg
1	5650.00	58.66	68.20	-9.54	53.93	4.73	Peak	271	254
2	5700.00	65.23	105.20	-39.97	60.44	4.79	Peak	271	254
3	5720.00	70.77	110.80	-40.03	65.95	4.82	Peak	271	254
4	5725.00	71.32	122.20	-50.88	66.50	4.82	Peak	271	254
5	5925.00	60.24	68.20	-7.96	55.16	5.08	Peak	271	254
6	11510.00	45.15	54.00	-8.85	31.25	13.90	Average	100	2
7	11510.00	58.29	74.00	-15.71	44.39	13.90	Peak	100	2
8	17265.00	61.73	68.20	-6.47	43.61	18.12	Peak	100	50

Note 1: Emission Level (dBuV/m) = SA Reading (dBuV/m) + Factor* (dB)
*Factor includes antenna factor , cable loss and amplifier gain
Note 2: Margin (dB) = Emission level (dBuV/m) – Limit (dBuV/m).

Modulation	VHT40	Test Freq. (MHz)	5795
Polarization	Horizontal		

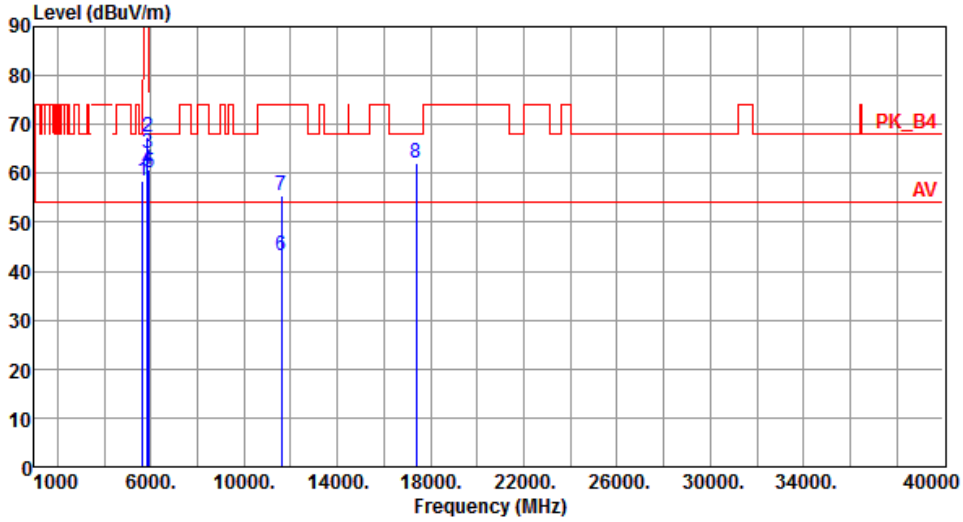

	Freq. MHz	Emission level dBuV/m	Limit dBuV/m	Margin dB	SA reading dBuV	Factor dB	Remark	ANT High cm	Turn Table deg
1	5650.00	58.59	68.20	-9.61	53.86	4.73	Peak	177	229
2	5850.00	67.54	122.20	-54.66	62.55	4.99	Peak	177	229
3	5855.00	64.08	110.80	-46.72	59.08	5.00	Peak	177	229
4	5875.00	60.76	105.20	-44.44	55.74	5.02	Peak	177	229
5	5925.00	60.01	68.20	-8.19	54.93	5.08	Peak	177	229
6	11590.00	43.17	54.00	-10.83	29.36	13.81	Average	100	30
7	11590.00	55.38	74.00	-18.62	41.57	13.81	Peak	100	30
8	17385.00	61.96	68.20	-6.24	43.51	18.45	Peak	100	80

Note 1: Emission Level (dBuV/m) = SA Reading (dBuV/m) + Factor* (dB)
*Factor includes antenna factor , cable loss and amplifier gain
Note 2: Margin (dB) = Emission level (dBuV/m) – Limit (dBuV/m).

Modulation	VHT40	Test Freq. (MHz)	5795
Polarization	Vertical		

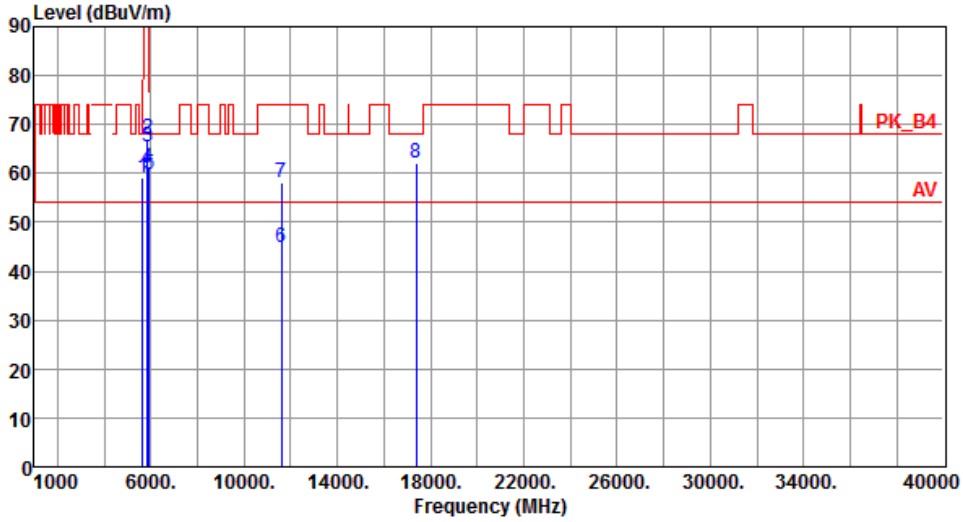

	Freq. MHz	Emission level dBuV/m	Limit dBuV/m	Margin dB	SA reading dBuV	Factor dB	Remark	ANT High cm	Turn Table deg
1	5650.00	58.98	68.20	-9.22	54.25	4.73	Peak	272	253
2	5850.00	67.19	122.20	-55.01	62.20	4.99	Peak	272	253
3	5855.00	65.31	110.80	-45.49	60.31	5.00	Peak	272	253
4	5875.00	61.21	105.20	-43.99	56.19	5.02	Peak	272	253
5	5925.00	59.66	68.20	-8.54	54.58	5.08	Peak	272	253
6	11590.00	44.83	54.00	-9.17	31.02	13.81	Average	100	4
7	11590.00	57.97	74.00	-16.03	44.16	13.81	Peak	100	4
8	17385.00	62.10	68.20	-6.10	43.65	18.45	Peak	100	50

Note 1: Emission Level (dBuV/m) = SA Reading (dBuV/m) + Factor* (dB)
*Factor includes antenna factor , cable loss and amplifier gain
Note 2: Margin (dB) = Emission level (dBuV/m) – Limit (dBuV/m).

3.5.23 Transmitter Radiated Unwanted Emissions (Above 1GHz) for VHT80

Modulation	VHT80	**Test Freq. (MHz)**	5210
Polarization	Horizontal		

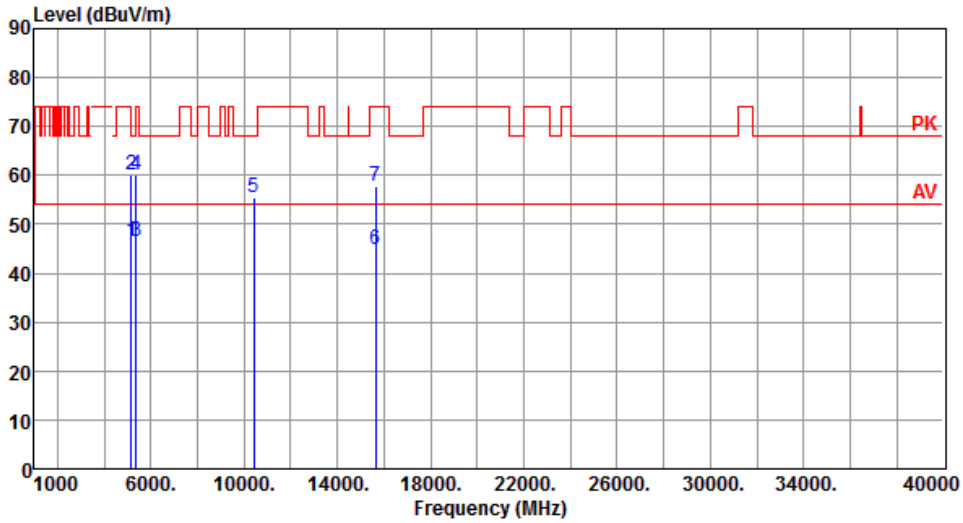

	Freq. MHz	Emission level dBuV/m	Limit dBuV/m	Margin dB	SA reading dBuV	Factor dB	Remark	ANT High cm	Turn Table deg
1	5150.00	46.56	54.00	-7.44	42.32	4.24	Average	183	226
2	5150.00	60.19	74.00	-13.81	55.95	4.24	Peak	183	226
3	5350.00	46.56	54.00	-7.44	42.13	4.43	Average	183	226
4	5350.00	60.19	74.00	-13.81	55.76	4.43	Peak	183	226
5	10420.00	55.46	68.20	-12.74	41.74	13.72	Peak	100	30
6	15630.00	44.79	54.00	-9.21	30.16	14.63	Average	100	25
7	15630.00	57.84	74.00	-16.16	43.21	14.63	Peak	100	25

Note 1: Emission Level (dBuV/m) = SA Reading (dBuV/m) + Factor* (dB)
*Factor includes antenna factor , cable loss and amplifier gain
Note 2: Margin (dB) = Emission level (dBuV/m) – Limit (dBuV/m).

Modulation	VHT80	Test Freq. (MHz)	5210
Polarization	Vertical		

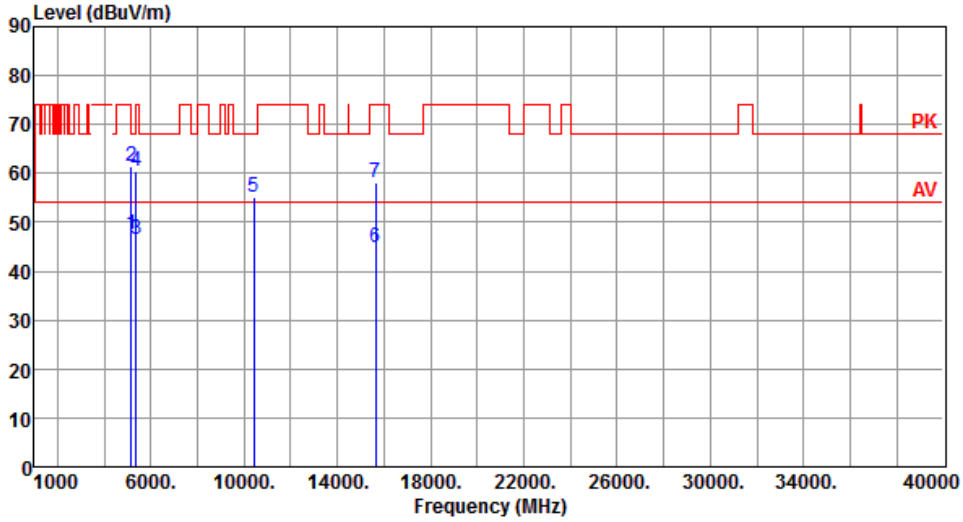

	Freq. MHz	Emission level dBuV/m	Limit dBuV/m	Margin dB	SA reading dBuV	Factor dB	Remark	ANT High cm	Turn Table deg
1	5150.00	47.58	54.00	-6.42	43.34	4.24	Average	195	284
2	5150.00	61.56	74.00	-12.44	57.32	4.24	Peak	195	284
3	5350.00	46.65	54.00	-7.35	42.22	4.43	Average	195	284
4	5350.00	60.35	74.00	-13.65	55.92	4.43	Peak	195	284
5	10420.00	55.14	68.20	-13.06	41.42	13.72	Peak	100	80
6	15630.00	44.86	54.00	-9.14	30.23	14.63	Average	100	90
7	15630.00	58.19	74.00	-15.81	43.56	14.63	Peak	100	90

Note 1: Emission Level (dBuV/m) = SA Reading (dBuV/m) + Factor* (dB)
*Factor includes antenna factor , cable loss and amplifier gain
Note 2: Margin (dB) = Emission level (dBuV/m) – Limit (dBuV/m).

Modulation	VHT80	Test Freq. (MHz)	5290
Polarization	Horizontal		

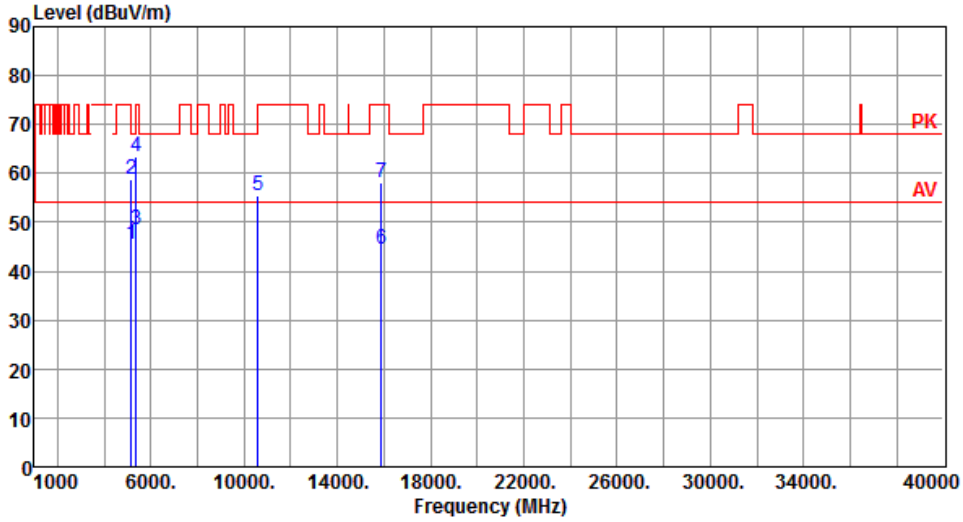

	Freq. MHz	Emission level dBuV/m	Limit dBuV/m	Margin dB	SA reading dBuV	Factor dB	Remark	ANT High cm	Turn Table deg
1	5150.00	45.59	54.00	-8.41	41.35	4.24	Average	163	215
2	5150.00	58.74	74.00	-15.26	54.50	4.24	Peak	163	215
3	5350.00	48.58	54.00	-5.42	44.15	4.43	Average	163	215
4	5350.00	63.28	74.00	-10.72	58.85	4.43	Peak	163	215
5	10580.00	55.37	68.20	-12.83	41.53	13.84	Peak	100	60
6	15870.00	44.63	54.00	-9.37	30.13	14.50	Average	100	80
7	15870.00	58.02	74.00	-15.98	43.52	14.50	Peak	100	80

Note 1: Emission Level (dBuV/m) = SA Reading (dBuV/m) + Factor* (dB)
*Factor includes antenna factor , cable loss and amplifier gain
Note 2: Margin (dB) = Emission level (dBuV/m) – Limit (dBuV/m).

Modulation	VHT80	Test Freq. (MHz)	5290
Polarization	Vertical		

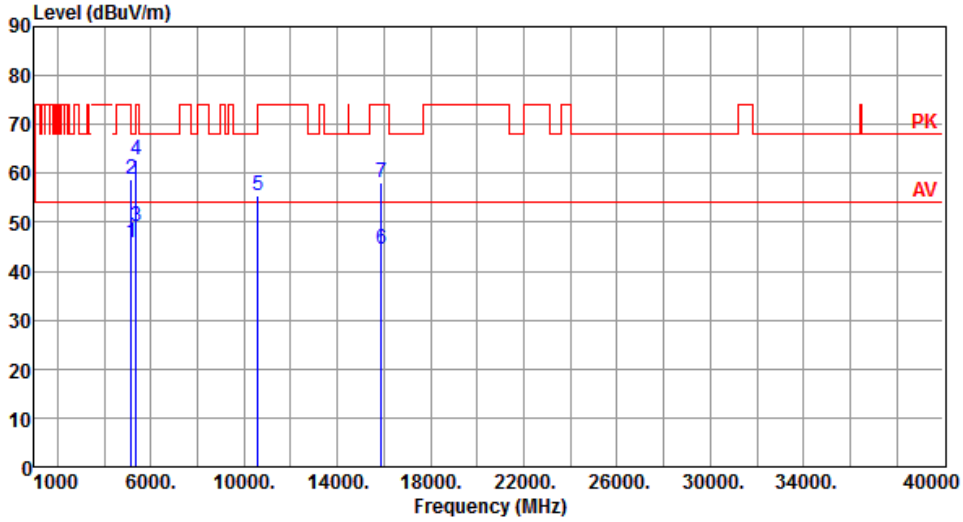

	Freq. MHz	Emission level dBuV/m	Limit dBuV/m	Margin dB	SA reading dBuV	Factor dB	Remark	ANT High cm	Turn Table deg
1	5150.00	45.76	54.00	-8.24	41.52	4.24	Average	194	261
2	5150.00	58.72	74.00	-15.28	54.48	4.24	Peak	194	261
3	5350.00	48.99	54.00	-5.01	44.56	4.43	Average	194	261
4	5350.00	62.65	74.00	-11.35	58.22	4.43	Peak	194	261
5	10580.00	55.30	68.20	-12.90	41.46	13.84	Peak	100	50
6	15870.00	44.64	54.00	-9.36	30.14	14.50	Average	100	90
7	15870.00	58.06	74.00	-15.94	43.56	14.50	Peak	100	90

Note 1: Emission Level (dBuV/m) = SA Reading (dBuV/m) + Factor* (dB)
*Factor includes antenna factor , cable loss and amplifier gain
Note 2: Margin (dB) = Emission level (dBuV/m) – Limit (dBuV/m).

Modulation	VHT80	Test Freq. (MHz)	5530
Polarization	Horizontal		

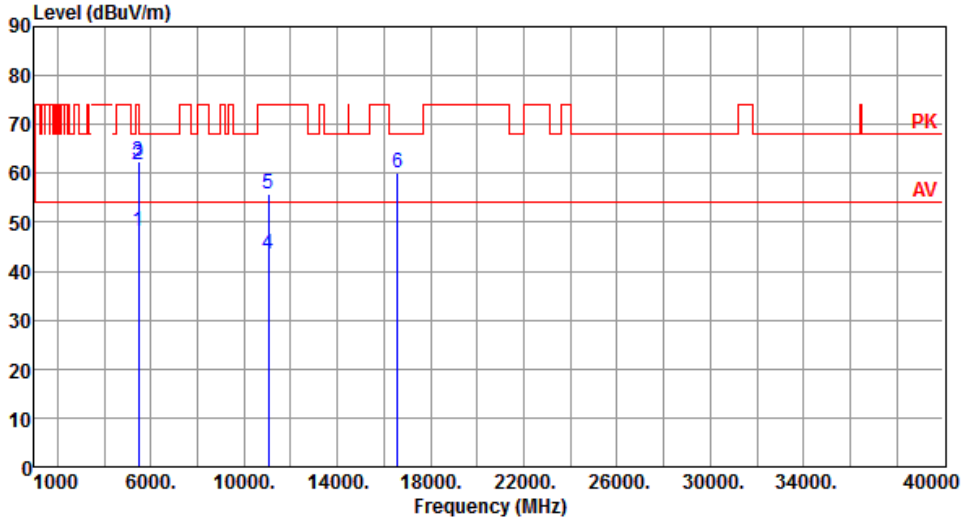

	Freq. MHz	Emission level dBuV/m	Limit dBuV/m	Margin dB	SA reading dBuV	Factor dB	Remark	ANT High cm	Turn Table deg
1	5460.00	48.05	54.00	-5.95	43.54	4.51	Average	188	208
2	5460.00	61.76	74.00	-12.24	57.25	4.51	Peak	188	208
3	5470.00	62.40	68.20	-5.80	57.88	4.52	Peak	188	208
4	11060.00	43.43	54.00	-10.57	29.14	14.29	Average	100	70
5	11060.00	55.91	74.00	-18.09	41.62	14.29	Peak	100	70
6	16590.00	60.05	68.20	-8.15	43.41	16.64	Peak	100	200

Note 1: Emission Level (dBuV/m) = SA Reading (dBuV/m) + Factor* (dB)
*Factor includes antenna factor , cable loss and amplifier gain
Note 2: Margin (dB) = Emission level (dBuV/m) – Limit (dBuV/m).

Modulation	VHT80	Test Freq. (MHz)	5530
Polarization	Vertical		

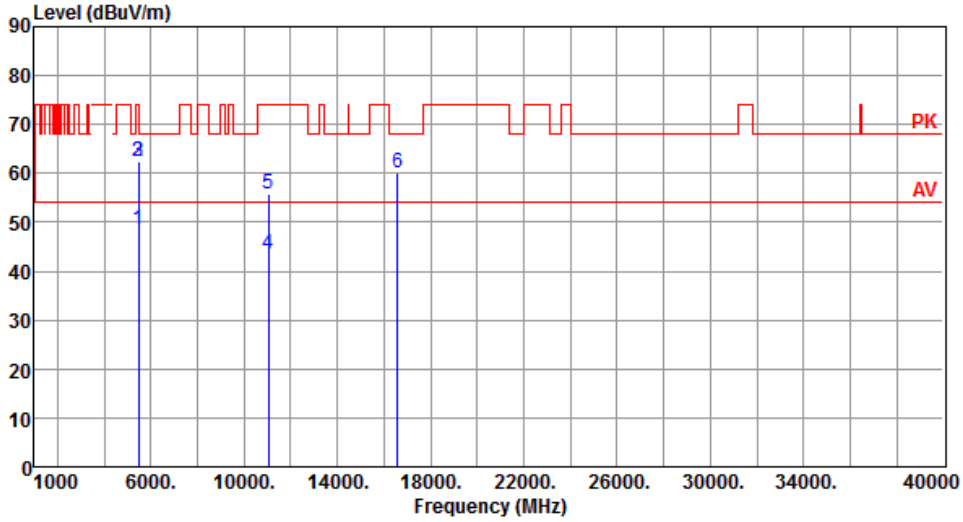

	Freq. MHz	Emission level dBuV/m	Limit dBuV/m	Margin dB	SA reading dBuV	Factor dB	Remark	ANT High cm	Turn Table deg
1	5460.00	48.55	54.00	-5.45	44.04	4.51	Average	194	265
2	5460.00	62.45	74.00	-11.55	57.94	4.51	Peak	194	265
3	5470.00	62.54	68.20	-5.66	58.02	4.52	Peak	194	265
4	11060.00	43.55	54.00	-10.45	29.26	14.29	Average	100	150
5	11060.00	55.72	74.00	-18.28	41.43	14.29	Peak	100	150
6	16590.00	59.95	68.20	-8.25	43.31	16.64	Peak	100	60

Note 1: Emission Level (dBuV/m) = SA Reading (dBuV/m) + Factor* (dB)
*Factor includes antenna factor , cable loss and amplifier gain
Note 2: Margin (dB) = Emission level (dBuV/m) – Limit (dBuV/m).

Modulation	VHT80	Test Freq. (MHz)	5610
Polarization	Horizontal		

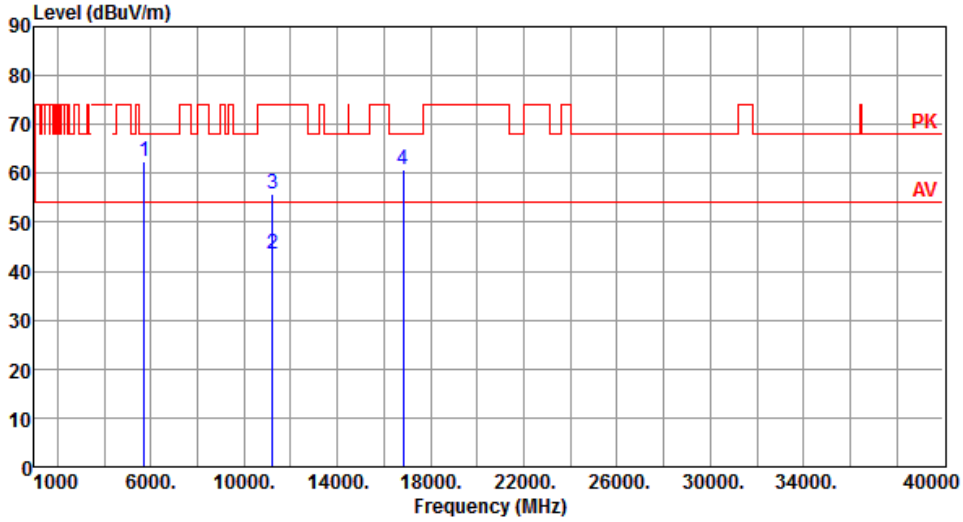

	Freq. MHz	Emission level dBuV/m	Limit dBuV/m	Margin dB	SA reading dBuV	Factor dB	Remark	ANT High cm	Turn Table deg
1	5725.00	62.42	68.20	-5.78	57.60	4.82	Peak	154	207
2	11220.00	43.36	54.00	-10.64	29.22	14.14	Average	100	140
3	11220.00	55.64	74.00	-18.36	41.50	14.14	Peak	100	140
4	16830.00	60.73	68.20	-7.47	43.65	17.08	Peak	100	150

Note 1: Emission Level (dBuV/m) = SA Reading (dBuV/m) + Factor* (dB)
*Factor includes antenna factor , cable loss and amplifier gain
Note 2: Margin (dB) = Emission level (dBuV/m) – Limit (dBuV/m).

Modulation	VHT80	Test Freq. (MHz)	5610
Polarization	Vertical		

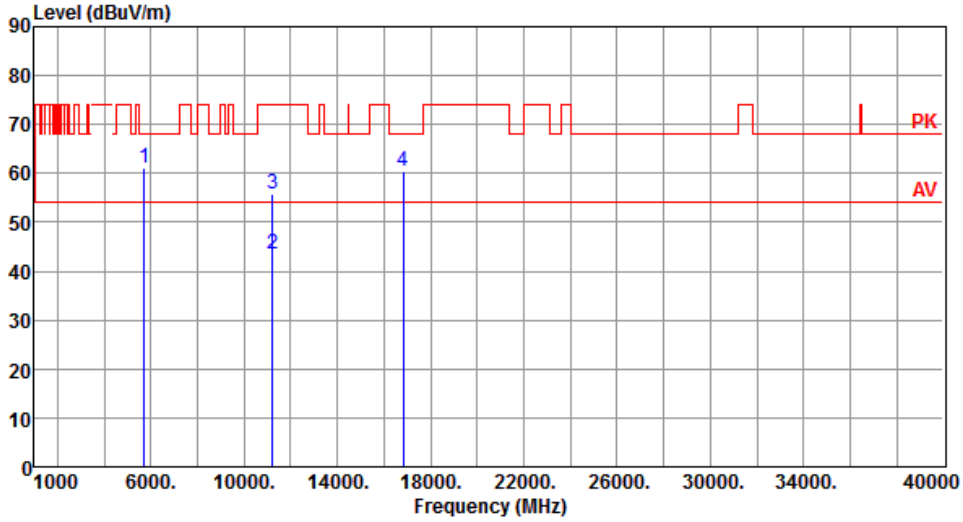

	Freq. MHz	Emission level dBuV/m	Limit dBuV/m	Margin dB	SA reading dBuV	Factor dB	Remark	ANT High cm	Turn Table deg
1	5725.00	61.17	68.20	-7.03	56.35	4.82	Peak	188	272
2	11220.00	43.42	54.00	-10.58	29.28	14.14	Average	100	30
3	11220.00	55.70	74.00	-18.30	41.56	14.14	Peak	100	30
4	16830.00	60.57	68.20	-7.63	43.49	17.08	Peak	100	50

Note 1: Emission Level (dBuV/m) = SA Reading (dBuV/m) + Factor* (dB)
*Factor includes antenna factor , cable loss and amplifier gain
Note 2: Margin (dB) = Emission level (dBuV/m) – Limit (dBuV/m).

Modulation	VHT80	Test Freq. (MHz)	5690
Polarization	Horizontal		

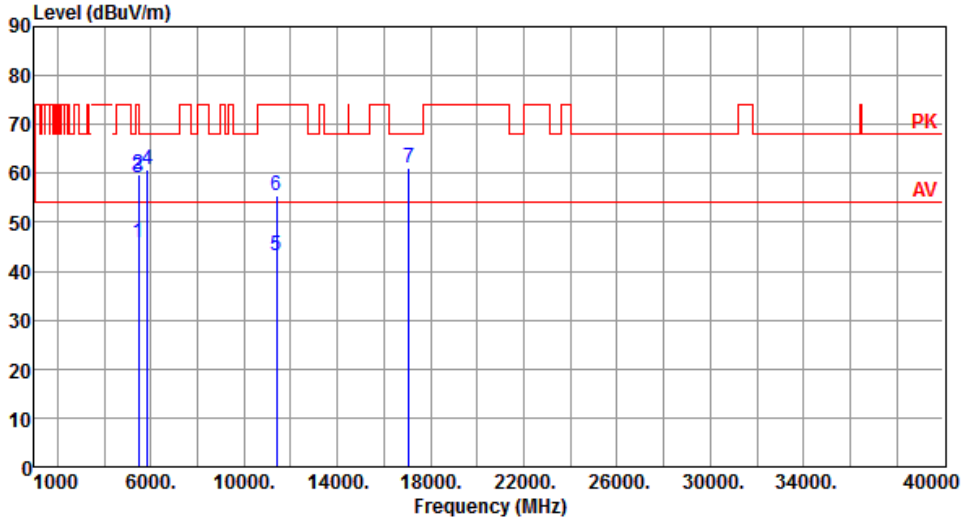

	Freq. MHz	Emission level dBuV/m	Limit dBuV/m	Margin dB	SA reading dBuV	Factor dB	Remark	ANT High cm	Turn Table deg
1	5460.00	45.92	54.00	-8.08	41.41	4.51	Average	185	222
2	5460.00	59.86	74.00	-14.14	55.35	4.51	Peak	185	222
3	5470.00	59.05	68.20	-9.15	54.53	4.52	Peak	185	222
4	5850.00	60.63	68.20	-7.57	55.64	4.99	Peak	185	222
5	11380.00	43.27	54.00	-10.73	29.25	14.02	Average	100	30
6	11380.00	55.58	74.00	-18.42	41.56	14.02	Peak	100	30
7	17070.00	61.05	68.20	-7.15	43.46	17.59	Peak	100	50

Note 1: Emission Level (dBuV/m) = SA Reading (dBuV/m) + Factor* (dB)
*Factor includes antenna factor , cable loss and amplifier gain
Note 2: Margin (dB) = Emission level (dBuV/m) – Limit (dBuV/m).

Modulation	VHT80	Test Freq. (MHz)	5690
Polarization	Vertical		

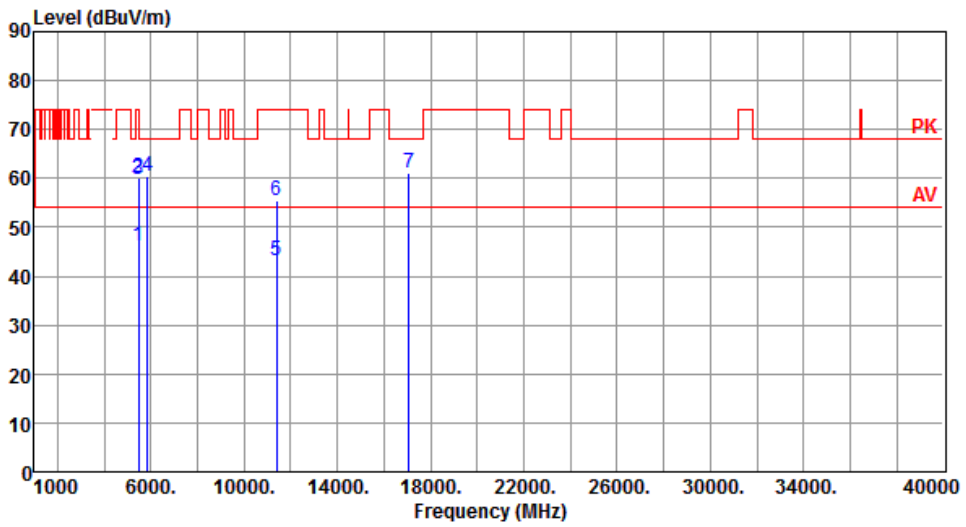

	Freq. MHz	Emission level dBuV/m	Limit dBuV/m	Margin dB	SA reading dBuV	Factor dB	Remark	ANT High cm	Turn Table deg
1	5460.00	46.00	54.00	-8.00	41.49	4.51	Average	172	274
2	5460.00	59.97	74.00	-14.03	55.46	4.51	Peak	172	274
3	5470.00	59.74	68.20	-8.46	55.22	4.52	Peak	172	274
4	5850.00	60.58	68.20	-7.62	55.59	4.99	Peak	172	274
5	11380.00	43.22	54.00	-10.78	29.20	14.02	Average	100	20
6	11380.00	55.48	74.00	-18.52	41.46	14.02	Peak	100	20
7	17070.00	60.96	68.20	-7.24	43.37	17.59	Peak	100	75

Note 1: Emission Level (dBuV/m) = SA Reading (dBuV/m) + Factor* (dB)
*Factor includes antenna factor , cable loss and amplifier gain
Note 2: Margin (dB) = Emission level (dBuV/m) – Limit (dBuV/m).

Modulation	VHT80	Test Freq. (MHz)	5775
Polarization	Horizontal		

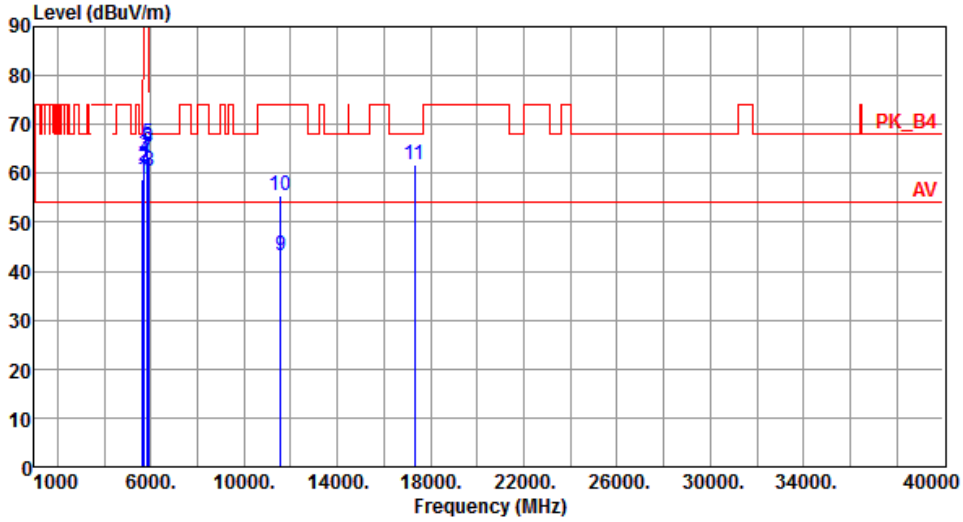

	Freq. MHz	Emission level dBuV/m	Limit dBuV/m	Margin dB	SA reading dBuV	Factor dB	Remark	ANT High cm	Turn Table deg
1	5650.00	58.66	68.20	-9.54	53.93	4.73	Peak	167	233
2	5700.00	61.34	105.20	-43.86	56.55	4.79	Peak	167	233
3	5720.00	63.67	110.80	-47.13	58.85	4.82	Peak	167	233
4	5725.00	62.74	122.20	-59.46	57.92	4.82	Peak	167	233
5	5850.00	66.17	122.20	-56.03	61.18	4.99	Peak	167	233
6	5855.00	65.36	110.80	-45.44	60.36	5.00	Peak	167	233
7	5875.00	63.05	105.20	-42.15	58.03	5.02	Peak	167	233
8	5925.00	60.41	68.20	-7.79	55.33	5.08	Peak	167	233
9	11550.00	43.10	54.00	-10.90	29.25	13.85	Average	100	80
10	11550.00	55.37	74.00	-18.63	41.52	13.85	Peak	100	80
11	17325.00	61.64	68.20	-6.56	43.36	18.28	Peak	100	90

Note 1: Emission Level (dBuV/m) = SA Reading (dBuV/m) + Factor* (dB)
*Factor includes antenna factor , cable loss and amplifier gain
Note 2: Margin (dB) = Emission level (dBuV/m) – Limit (dBuV/m).

Modulation	VHT80	Test Freq. (MHz)	5775
Polarization	Vertical		

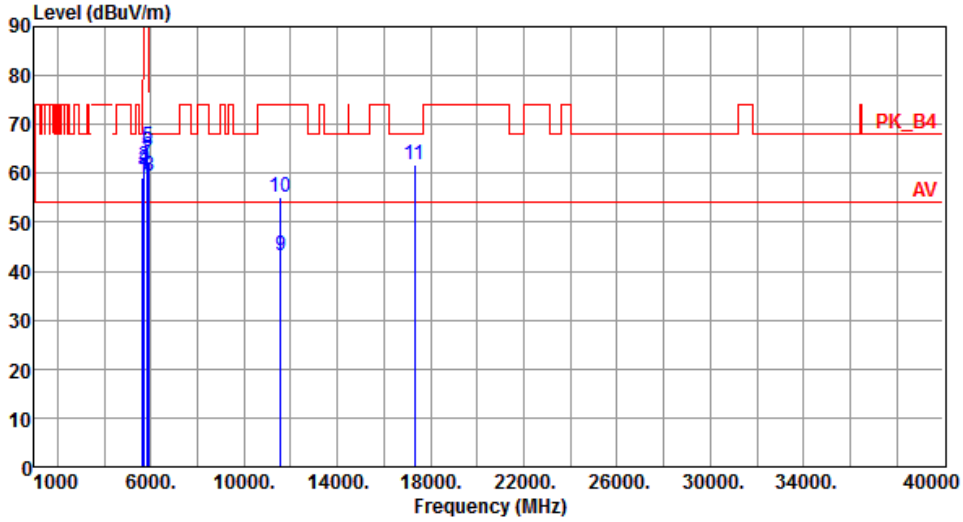

	Freq. MHz	Emission level dBuV/m	Limit dBuV/m	Margin dB	SA reading dBuV	Factor dB	Remark	ANT High cm	Turn Table deg
1	5650.00	59.11	68.20	-9.09	54.38	4.73	Peak	209	273
2	5700.00	60.67	105.20	-44.53	55.88	4.79	Peak	209	273
3	5720.00	61.47	110.80	-49.33	56.65	4.82	Peak	209	273
4	5725.00	61.01	122.20	-61.19	56.19	4.82	Peak	209	273
5	5850.00	65.39	122.20	-56.81	60.40	4.99	Peak	209	273
6	5855.00	64.40	110.80	-46.40	59.40	5.00	Peak	209	273
7	5875.00	62.44	105.20	-42.76	57.42	5.02	Peak	209	273
8	5925.00	59.39	68.20	-8.81	54.31	5.08	Peak	209	273
9	11550.00	43.26	54.00	-10.74	29.41	13.85	Average	100	200
10	11550.00	55.21	74.00	-18.79	41.36	13.85	Peak	100	200
11	17325.00	61.63	68.20	-6.57	43.35	18.28	Peak	100	50

Note 1: Emission Level (dBuV/m) = SA Reading (dBuV/m) + Factor* (dB)
*Factor includes antenna factor , cable loss and amplifier gain
Note 2: Margin (dB) = Emission level (dBuV/m) – Limit (dBuV/m).

3.6 Frequency Stability

3.6.1 Limit of Frequency Stability

Manufacturers of U-NII devices are responsible for ensuring frequency stability such that an emission is maintained within the band of operation under all conditions of normal operation as specified in the user's manual.

3.6.2 Test Procedures

1. The EUT is installed in an environment test chamber with external power source.
2. Set the chamber to operate at 20 centigrade and external power source to output at nominal voltage of EUT.
3. A sufficient stabilization period at each temperature is used prior to each frequency measurement.
4. When temperature is stabled, measure the frequency stability.
5. The test shall be performed under normal and extreme condition for temperature and voltage.

3.6.3 Test Setup

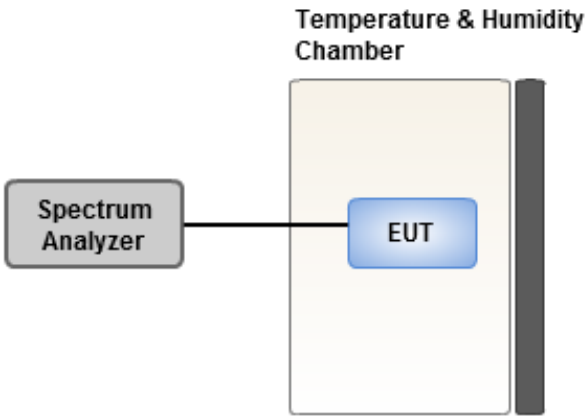

3.6.4 Test Result of Frequency Stability

Frequency: 5320 MHz	Frequency Drift (ppm)			
Temperature (°C)	0 minute	2 minutes	5 minutes	10 minutes
T20°CVmax	17.38	17.44	17.30	17.45
T20°CVmin	17.65	17.43	17.72	17.49
T85°CVnom	17.66	17.43	17.58	17.51
T80°CVnom	17.60	17.60	17.40	17.66
T70°CVnom	17.55	17.45	17.62	17.48
T60°CVnom	17.57	17.58	17.64	17.54
T50°CVnom	17.52	17.60	17.38	17.05
T40°CVnom	17.65	17.64	17.50	17.64
T30°CVnom	17.35	17.60	17.68	17.56
T20°CVnom	17.62	17.56	17.57	17.52
T10°CVnom	17.66	17.53	17.61	17.55
T0°CVnom	17.62	17.62	17.64	17.43
T-10°CVnom	17.61	17.53	17.46	17.62
T-20°CVnom	17.53	17.58	17.61	17.59
T-30°CVnom	17.61	17.62	17.64	17.57
Vnom [Vac]: 120		Vmax [Vac]: 138		Vmin [Vac]: 102
Tnom [°C]: 20		Tmax [°C]: 50		Tmin [°C]: -30

Frequency: 5785 MHz	Frequency Drift (ppm)			
Temperature (°C)	0 minute	2 minutes	5 minutes	10 minutes
T20°CVmax	19.03	18.98	18.91	18.95
T20°CVmin	18.92	18.99	18.98	18.92
T85°CVnom	18.92	19.01	18.84	18.95
T80°CVnom	19.17	18.94	18.89	18.87
T70°CVnom	18.96	18.90	18.87	18.93
T60°CVnom	19.13	18.96	19.00	18.91
T50°CVnom	19.09	18.86	18.97	18.96
T40°CVnom	19.05	18.85	18.94	18.93
T30°CVnom	19.11	19.01	18.87	18.98
T20°CVnom	19.08	18.85	18.88	19.00
T10°CVnom	19.07	18.86	18.86	18.85
T0°CVnom	19.11	18.87	18.96	18.87
T-10°CVnom	19.09	18.97	18.90	18.90
T-20°CVnom	19.07	18.93	19.00	18.90
T-30°CVnom	19.11	18.97	19.01	18.93
Vnom [Vac]: 120		Vmax [Vac]: 138		Vmin [Vac]: 102
Tnom [°C]: 20		Tmax [°C]: 50		Tmin [°C]: -30

4 Test laboratory information

Established in 2012, ICC provides foremost EMC & RF Testing and advisory consultation services by our skilled engineers and technicians. Our services employ a wide variety of advanced edge test equipment and one of the widest certification extents in the business.

International Certification Corp (EMC and Wireless Communication Laboratory), it is our definitive objective is to institute long term, trust-based associations with our clients. The expectation we set up with our clients is based on outstanding service, practical expertise and devotion to a certified value structure. Our passion is to grant our clients with best EMC / RF services by oriented knowledgeable and accommodating staff.

Our Test sites are located at Linkou District and Kwei Shan District. Location map can be found on our website http://www.icertifi.com.tw.

Linkou	**Kwei Shan**	**Kwei Shan Site II**
Tel: 886-2-2601-1640	Tel: 886-3-271-8666	Tel: 886-3-271-8640
No. 30-2, Ding Fwu Tsuen, Lin Kou District, New Taipei City, Taiwan, R.O.C.	No. 3-1, Lane 6, Wen San 3rd St., Kwei Shan District, Tao Yuan City 333, Taiwan, R.O.C.	No. 14-1, Lane 19, Wen San 3rd St., Kwei Shan District, Tao Yuan City 333, Taiwan, R.O.C.

If you have any suggestion, please feel free to contact us as below information.

Tel: 886-3-271-8666
Fax: 886-3-318-0155
Email: ICC_Service@icertifi.com.tw

═END═