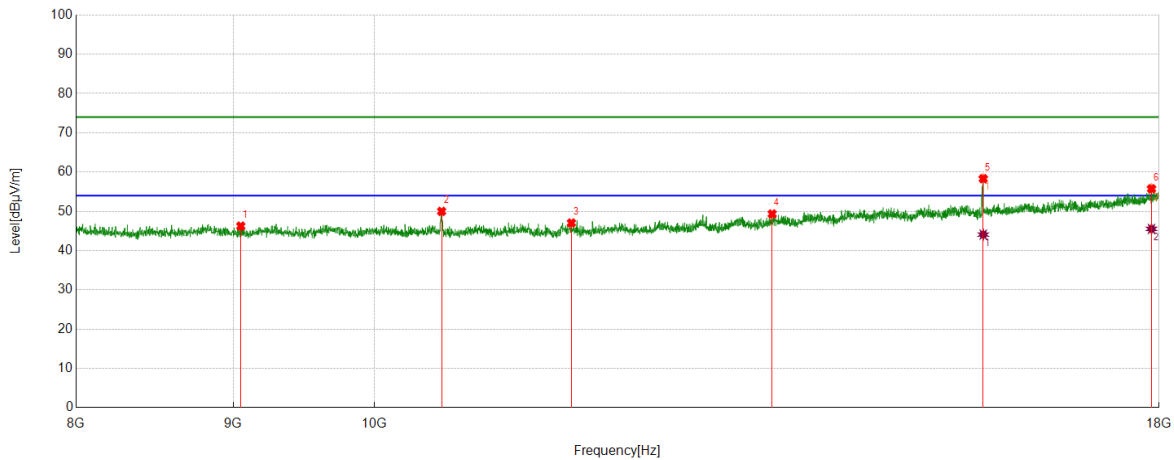


| Test Mode | Channel | Polarization | Verdict |
|-----------|---------|--------------|---------|
| 11A | 5260 | Vertical | PASS |



PK Result:

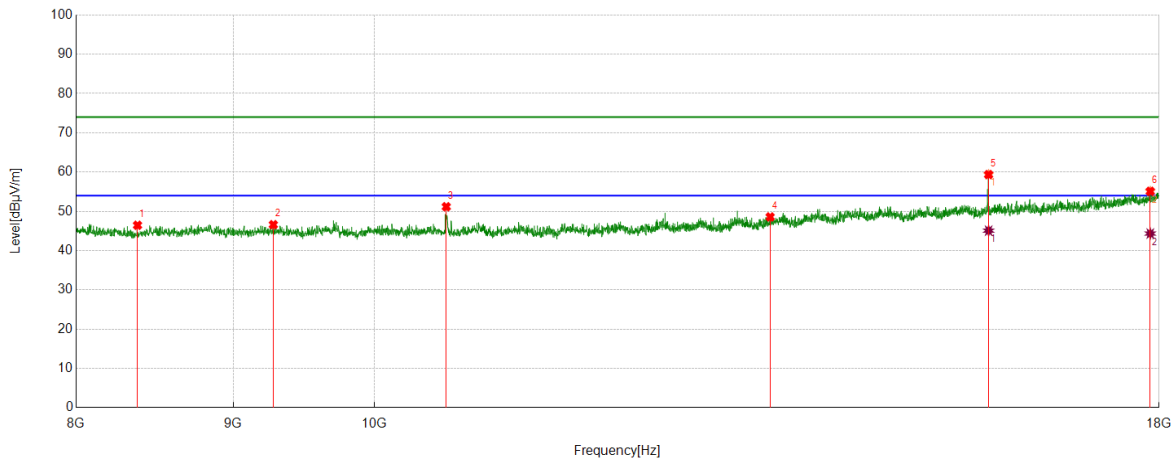
| No. | Frequency [MHz] | Reading Level [dBuV] | Correct Factor [dB/m] | Result [dBuV/m] | Limit [dBuV/m] | Margin [dB] | Remark |
|-----|--------------------|-------------------------|--------------------------|--------------------|-------------------|----------------|--------|
| 1 | 9050.175 | 42.89 | 3.35 | 46.24 | 74.00 | 27.76 | peak |
| 2 | 10518.7531 | 45.51 | 4.48 | 49.99 | 74.00 | 24.01 | peak |
| 3 | 11592.2654 | 41.51 | 5.53 | 47.04 | 74.00 | 26.96 | peak |
| 4 | 13472.5788 | 40.33 | 9.01 | 49.34 | 74.00 | 24.66 | peak |
| 5 | 15779.6299 | 44.81 | 13.51 | 58.32 | 74.00 | 15.68 | peak |
| 6 | 17898.3164 | 36.72 | 19.04 | 55.76 | 74.00 | 18.24 | peak |

AV Result:

| No. | Frequency [MHz] | Reading Level [dBuV] | Correct Factor [dB/m] | Result [dBuV/m] | Limit [dBuV/m] | Margin [dB] | Remark |
|-----|--------------------|-------------------------|--------------------------|--------------------|-------------------|----------------|--------|
| 1 | 15779.6299 | 30.56 | 13.51 | 44.07 | 54.00 | 9.93 | AV |
| 2 | 17898.3164 | 26.49 | 19.04 | 45.53 | 54.00 | 8.47 | AV |

- Remark: 1. Measurement = Reading Level + Correct Factor.
2. If Peak Result complies with AV limit, AV Result is deemed to comply with AV limit.
3. Test setup: RBW: 1 MHz, VBW: 3 MHz, Sweep time: auto.
4. Peak: Peak detector.
5. AVG: VBW refer to section 6.1.
6. For above 6.5GHz part, filter losses were only considered in the spurious frequency bands and the authorized band were not corrected for HPF losses. The proper operation of the transmitter prior to adding the filter to the measurement chain.
7. Only the worst case emission was recorded, if it complies with the limit, the other emissions deemed to comply with the limit.
8. Since non-restricted band peak emissions are less than the average limit, they also comply with the -27dBm/MHz (68.2dBuV/m) limit.

| Test Mode | Channel | Polarization | Verdict |
|-----------|---------|--------------|---------|
| 11A | 5280 | Horizontal | PASS |



PK Result:

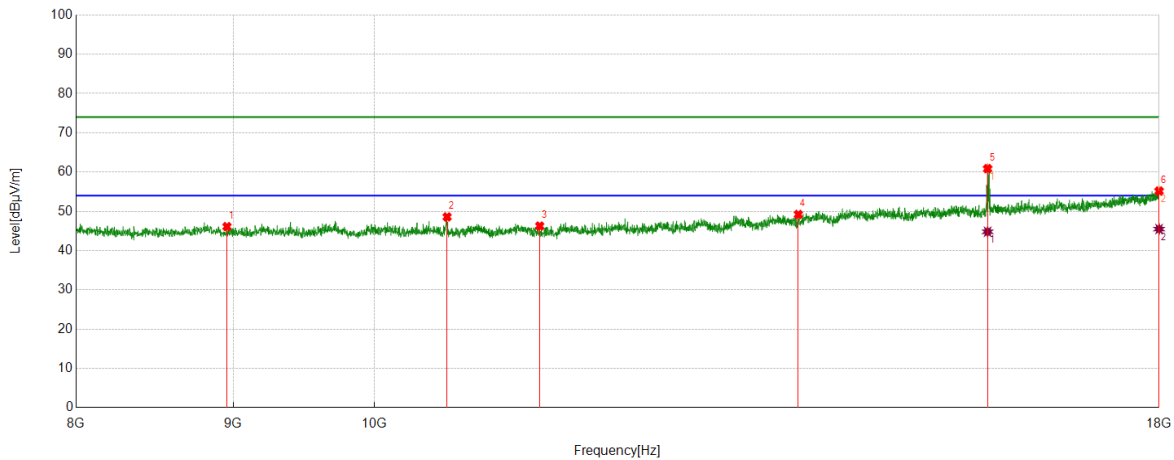
| No. | Frequency [MHz] | Reading Level [dBuV] | Correct Factor [dB/m] | Result [dBuV/m] | Limit [dBuV/m] | Margin [dB] | Remark |
|-----|--------------------|-------------------------|--------------------------|--------------------|-------------------|----------------|--------|
| 1 | 8376.7295 | 43.68 | 2.77 | 46.45 | 74.00 | 27.55 | peak |
| 2 | 9273.5456 | 43.56 | 3.04 | 46.60 | 74.00 | 27.40 | peak |
| 3 | 10555.4259 | 46.83 | 4.34 | 51.17 | 74.00 | 22.83 | peak |
| 4 | 13452.5754 | 39.70 | 8.87 | 48.57 | 74.00 | 25.43 | peak |
| 5 | 15842.9738 | 46.01 | 13.35 | 59.36 | 74.00 | 14.64 | peak |
| 6 | 17881.6469 | 36.29 | 18.81 | 55.10 | 74.00 | 18.90 | peak |

AV Result:

| No. | Frequency [MHz] | Reading Level [dBuV] | Correct Factor [dB/m] | Result [dBuV/m] | Limit [dBuV/m] | Margin [dB] | Remark |
|-----|--------------------|-------------------------|--------------------------|--------------------|-------------------|----------------|--------|
| 1 | 15842.9738 | 31.73 | 13.35 | 45.08 | 54.00 | 8.92 | AV |
| 2 | 17881.6469 | 25.53 | 18.81 | 44.34 | 54.00 | 9.66 | AV |

- Remark: 1. Measurement = Reading Level + Correct Factor.
2. If Peak Result complies with AV limit, AV Result is deemed to comply with AV limit.
3. Test setup: RBW: 1 MHz, VBW: 3 MHz, Sweep time: auto.
4. Peak: Peak detector.
5. AVG: VBW refer to section 6.1.
6. For above 6.5GHz part, filter losses were only considered in the spurious frequency bands and the authorized band were not corrected for HPF losses. The proper operation of the transmitter prior to adding the filter to the measurement chain.
7. Only the worst case emission was recorded, if it complies with the limit, the other emissions deemed to comply with the limit.
8. Since non-restricted band peak emissions are less than the average limit, they also comply with the -27dBm/MHz (68.2dBuV/m) limit.

| Test Mode | Channel | Polarization | Verdict |
|-----------|---------|--------------|---------|
| 11A | 5280 | Vertical | PASS |



PK Result:

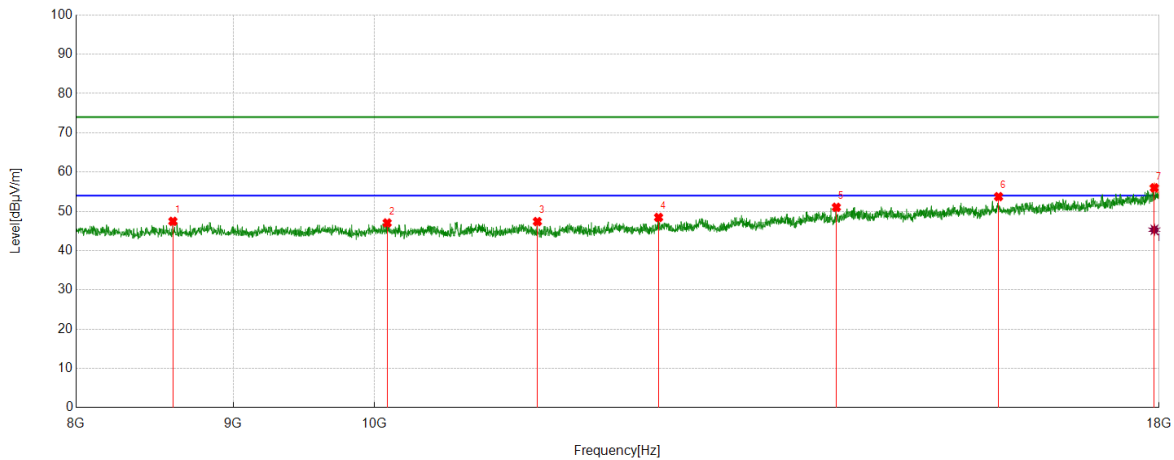
| No. | Frequency [MHz] | Reading Level [dBuV] | Correct Factor [dB/m] | Result [dBuV/m] | Limit [dBuV/m] | Margin [dB] | Remark |
|-----|--------------------|-------------------------|--------------------------|--------------------|-------------------|----------------|--------|
| 1 | 8956.8261 | 43.15 | 2.96 | 46.11 | 74.00 | 27.89 | peak |
| 2 | 10562.0937 | 44.21 | 4.37 | 48.58 | 74.00 | 25.42 | peak |
| 3 | 11320.5534 | 40.94 | 5.32 | 46.26 | 74.00 | 27.74 | peak |
| 4 | 13739.2899 | 39.16 | 10.05 | 49.21 | 74.00 | 24.79 | peak |
| 5 | 15831.3052 | 47.64 | 13.23 | 60.87 | 74.00 | 13.13 | peak |
| 6 | 18000 | 36.48 | 18.69 | 55.17 | 74.00 | 18.83 | peak |

AV Result:

| No. | Frequency [MHz] | Reading Level [dBuV] | Correct Factor [dB/m] | Result [dBuV/m] | Limit [dBuV/m] | Margin [dB] | Remark |
|-----|--------------------|-------------------------|--------------------------|--------------------|-------------------|----------------|--------|
| 1 | 15831.3052 | 31.57 | 13.23 | 44.80 | 54.00 | 9.20 | AV |
| 2 | 18000 | 26.79 | 18.69 | 45.48 | 54.00 | 8.52 | AV |

- Remark: 1. Measurement = Reading Level + Correct Factor.
2. If Peak Result complies with AV limit, AV Result is deemed to comply with AV limit.
3. Test setup: RBW: 1 MHz, VBW: 3 MHz, Sweep time: auto.
4. Peak: Peak detector.
5. AVG: VBW refer to section 6.1.
6. For above 6.5GHz part, filter losses were only considered in the spurious frequency bands and the authorized band were not corrected for HPF losses. The proper operation of the transmitter prior to adding the filter to the measurement chain.
7. Only the worst case emission was recorded, if it complies with the limit, the other emissions deemed to comply with the limit.
8. Since non-restricted band peak emissions are less than the average limit, they also comply with the -27dBm/MHz (68.2dBuV/m) limit.

| Test Mode | Channel | Polarization | Verdict |
|-----------|---------|--------------|---------|
| 11A | 5320 | Horizontal | PASS |



PK Result:

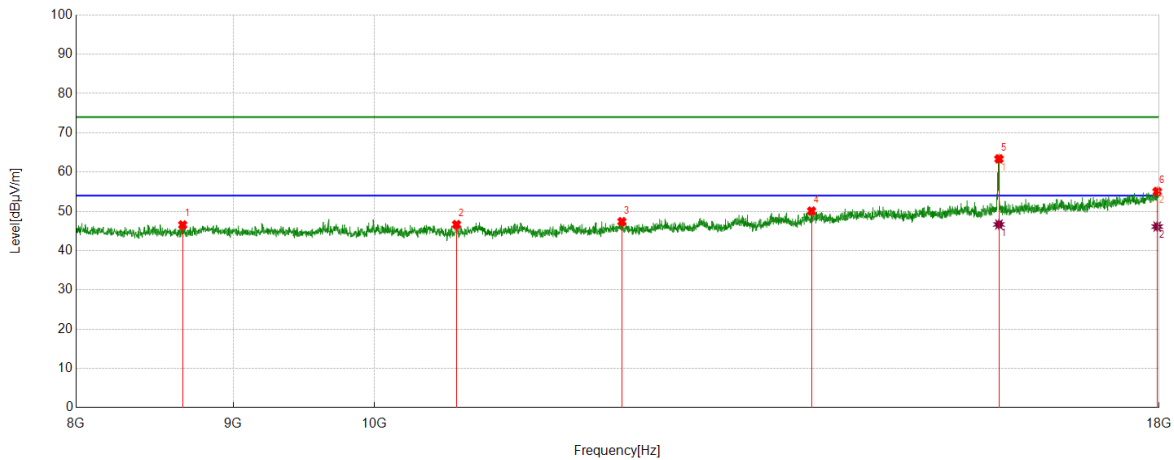
| No. | Frequency [MHz] | Reading Level [dBuV] | Correct Factor [dB/m] | Result [dBuV/m] | Limit [dBuV/m] | Margin [dB] | Remark |
|-----|--------------------|-------------------------|--------------------------|--------------------|-------------------|----------------|--------|
| 1 | 8601.767 | 44.40 | 3.05 | 47.45 | 74.00 | 26.55 | peak |
| 2 | 10098.6831 | 42.51 | 4.54 | 47.05 | 74.00 | 26.95 | peak |
| 3 | 11300.5501 | 41.96 | 5.43 | 47.39 | 74.00 | 26.61 | peak |
| 4 | 12374.0623 | 41.50 | 6.95 | 48.45 | 74.00 | 25.55 | peak |
| 5 | 14136.0227 | 39.81 | 11.22 | 51.03 | 74.00 | 22.97 | peak |
| 6 | 15961.3269 | 39.74 | 14.00 | 53.74 | 74.00 | 20.26 | peak |
| 7 | 17936.6561 | 37.35 | 18.63 | 55.98 | 74.00 | 18.02 | peak |

AV Result:

| No. | Frequency [MHz] | Reading Level [dBuV] | Correct Factor [dB/m] | Result [dBuV/m] | Limit [dBuV/m] | Margin [dB] | Remark |
|-----|--------------------|-------------------------|--------------------------|--------------------|-------------------|----------------|--------|
| 1 | 17936.6561 | 26.67 | 18.63 | 45.30 | 54.00 | 8.70 | AV |

- Remark: 1. Measurement = Reading Level + Correct Factor.
2. If Peak Result complies with AV limit, AV Result is deemed to comply with AV limit.
3. Test setup: RBW: 1 MHz, VBW: 3 MHz, Sweep time: auto.
4. Peak: Peak detector.
5. AVG: VBW refer to section 6.1.
6. For above 6.5GHz part, filter losses were only considered in the spurious frequency bands and the authorized band were not corrected for HPF losses. The proper operation of the transmitter prior to adding the filter to the measurement chain.
7. Only the worst case emission was recorded, if it complies with the limit, the other emissions deemed to comply with the limit.
8. Since non-restricted band peak emissions are less than the average limit, they also comply with the -27dBm/MHz (68.2dBuV/m) limit.

| Test Mode | Channel | Polarization | Verdict |
|-----------|---------|--------------|---------|
| 11A | 5320 | Vertical | PASS |



PK Result:

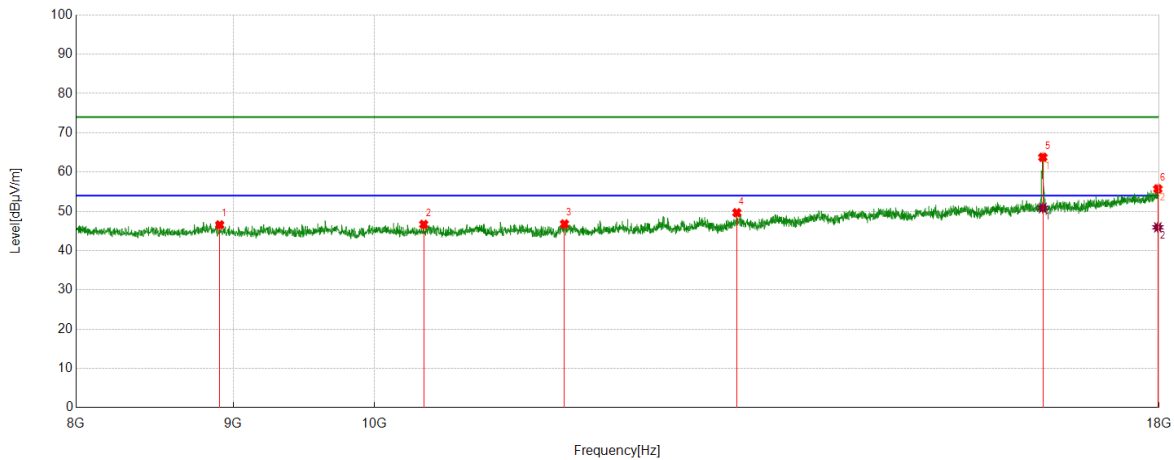
| No. | Frequency [MHz] | Reading Level [dBuV] | Correct Factor [dB/m] | Result [dBuV/m] | Limit [dBuV/m] | Margin [dB] | Remark |
|-----|--------------------|-------------------------|--------------------------|--------------------|-------------------|----------------|--------|
| 1 | 8665.1109 | 43.41 | 3.14 | 46.55 | 74.00 | 27.45 | peak |
| 2 | 10637.1062 | 42.05 | 4.58 | 46.63 | 74.00 | 27.37 | peak |
| 3 | 12039.0065 | 40.39 | 6.99 | 47.38 | 74.00 | 26.62 | peak |
| 4 | 13875.9793 | 39.84 | 10.24 | 50.08 | 74.00 | 23.92 | peak |
| 5 | 15966.3277 | 49.59 | 13.77 | 63.36 | 74.00 | 10.64 | peak |
| 6 | 17974.9958 | 36.40 | 18.66 | 55.06 | 74.00 | 18.94 | peak |

AV Result:

| No. | Frequency [MHz] | Reading Level [dBuV] | Correct Factor [dB/m] | Result [dBuV/m] | Limit [dBuV/m] | Margin [dB] | Remark |
|-----|--------------------|-------------------------|--------------------------|--------------------|-------------------|----------------|--------|
| 1 | 15966.3277 | 32.89 | 13.77 | 46.66 | 54.00 | 7.34 | AV |
| 2 | 17974.9958 | 27.45 | 18.66 | 46.11 | 54.00 | 7.89 | AV |

- Remark: 1. Measurement = Reading Level + Correct Factor.
2. If Peak Result complies with AV limit, AV Result is deemed to comply with AV limit.
3. Test setup: RBW: 1 MHz, VBW: 3 MHz, Sweep time: auto.
4. Peak: Peak detector.
5. AVG: VBW refer to section 6.1.
6. For above 6.5GHz part, filter losses were only considered in the spurious frequency bands and the authorized band were not corrected for HPF losses. The proper operation of the transmitter prior to adding the filter to the measurement chain.
7. Only the worst case emission was recorded, if it complies with the limit, the other emissions deemed to comply with the limit.
8. Since non-restricted band peak emissions are less than the average limit, they also comply with the -27dBm/MHz (68.2dBuV/m) limit.

| Test Mode | Channel | Polarization | Verdict |
|-----------|---------|--------------|---------|
| 11A | 5500 | Horizontal | PASS |



PK Result:

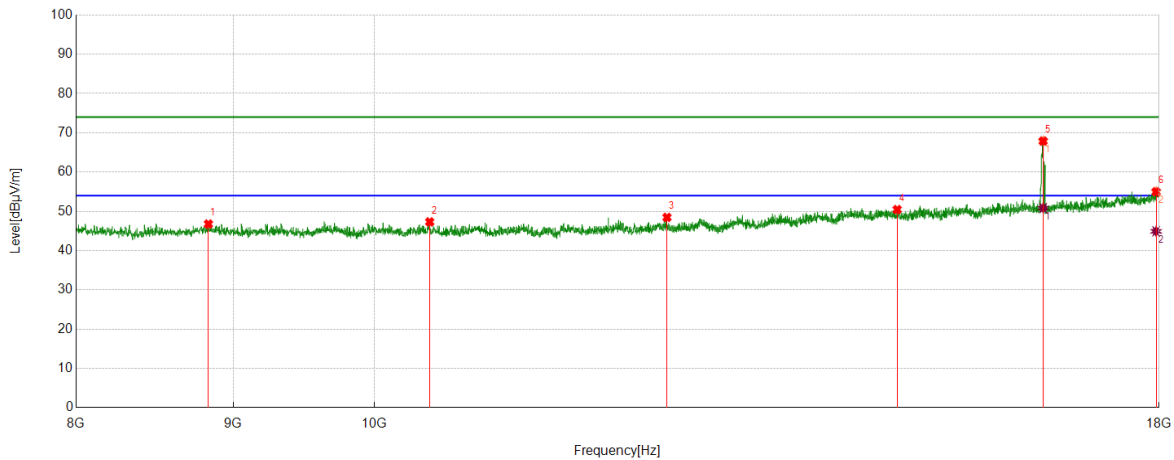
| No. | Frequency | Reading Level | Correct Factor | Result | Limit | Margin | Remark |
|-----|------------|---------------|----------------|----------|----------|--------|--------|
| | [MHz] | [dBuV] | [dB/m] | [dBuV/m] | [dBuV/m] | [dB] | |
| 1 | 8908.4847 | 43.36 | 3.19 | 46.55 | 74.00 | 27.45 | peak |
| 2 | 10378.7298 | 42.28 | 4.39 | 46.67 | 74.00 | 27.33 | peak |
| 3 | 11532.2554 | 40.65 | 6.13 | 46.78 | 74.00 | 27.22 | peak |
| 4 | 13120.8535 | 41.17 | 8.48 | 49.65 | 74.00 | 24.35 | peak |
| 5 | 16499.75 | 49.82 | 13.95 | 63.77 | 74.00 | 10.23 | peak |
| 6 | 17983.3306 | 37.12 | 18.60 | 55.72 | 74.00 | 18.28 | peak |

AV Result:

| No. | Frequency | Reading Level | Correct Factor | Result | Limit | Margin | Remark |
|-----|------------|---------------|----------------|----------|----------|--------|--------|
| | [MHz] | [dBuV] | [dB/m] | [dBuV/m] | [dBuV/m] | [dB] | |
| 1 | 16499.75 | 36.93 | 13.95 | 50.88 | 54.00 | 3.12 | AV |
| 2 | 17983.3306 | 27.33 | 18.60 | 45.93 | 54.00 | 8.07 | AV |

- Remark: 1. Measurement = Reading Level + Correct Factor.
2. If Peak Result complies with AV limit, AV Result is deemed to comply with AV limit.
3. Test setup: RBW: 1 MHz, VBW: 3 MHz, Sweep time: auto.
4. Peak: Peak detector.
5. AVG: VBW refer to section 6.1.
6. For above 6.5GHz part, filter losses were only considered in the spurious frequency bands and the authorized band were not corrected for HPF losses. The proper operation of the transmitter prior to adding the filter to the measurement chain.
7. Only the worst case emission was recorded, if it complies with the limit, the other emissions deemed to comply with the limit.
8. Since non-restricted band peak emissions are less than the average limit, they also comply with the -27dBm/MHz (68.2dBuV/m) limit.

| Test Mode | Channel | Polarization | Verdict |
|-----------|---------|--------------|---------|
| 11A | 5500 | Vertical | PASS |



PK Result:

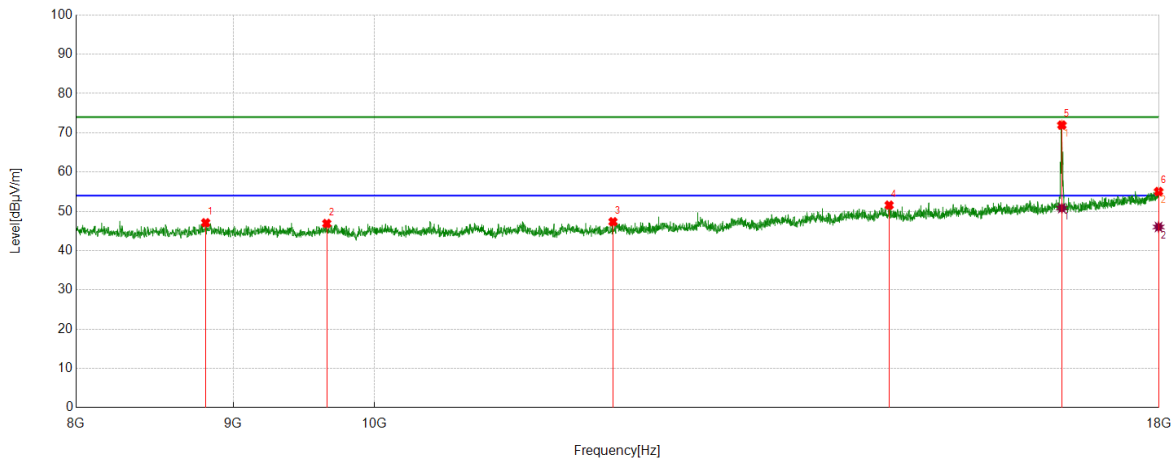
| No. | Frequency [MHz] | Reading Level [dBuV] | Correct Factor [dB/m] | Result [dBuV/m] | Limit [dBuV/m] | Margin [dB] | Remark |
|-----|--------------------|-------------------------|--------------------------|--------------------|-------------------|----------------|--------|
| 1 | 8833.4722 | 43.06 | 3.71 | 46.77 | 74.00 | 27.23 | peak |
| 2 | 10425.4042 | 42.90 | 4.41 | 47.31 | 74.00 | 26.69 | peak |
| 3 | 12452.4087 | 41.56 | 6.90 | 48.46 | 74.00 | 25.54 | peak |
| 4 | 14794.4657 | 39.03 | 11.42 | 50.45 | 74.00 | 23.55 | peak |
| 5 | 16503.0838 | 53.77 | 14.12 | 67.89 | 74.00 | 6.11 | peak |
| 6 | 17959.9933 | 36.55 | 18.44 | 54.99 | 74.00 | 19.01 | peak |

AV Result:

| No. | Frequency [MHz] | Reading Level [dBuV] | Correct Factor [dB/m] | Result [dBuV/m] | Limit [dBuV/m] | Margin [dB] | Remark |
|-----|--------------------|-------------------------|--------------------------|--------------------|-------------------|----------------|--------|
| 1 | 16503.0838 | 36.72 | 14.12 | 50.84 | 54.00 | 3.16 | AV |
| 2 | 17959.9933 | 26.47 | 18.44 | 44.91 | 54.00 | 9.09 | AV |

- Remark: 1. Measurement = Reading Level + Correct Factor.
2. If Peak Result complies with AV limit, AV Result is deemed to comply with AV limit.
3. Test setup: RBW: 1 MHz, VBW: 3 MHz, Sweep time: auto.
4. Peak: Peak detector.
5. AVG: VBW refer to section 6.1.
6. For above 6.5GHz part, filter losses were only considered in the spurious frequency bands and the authorized band were not corrected for HPF losses. The proper operation of the transmitter prior to adding the filter to the measurement chain.
7. Only the worst case emission was recorded, if it complies with the limit, the other emissions deemed to comply with the limit.
8. Since non-restricted band peak emissions are less than the average limit, they also comply with the -27dBm/MHz (68.2dBuV/m) limit.

| Test Mode | Channel | Polarization | Verdict |
|-----------|---------|--------------|---------|
| 11A | 5580 | Horizontal | PASS |



PK Result:

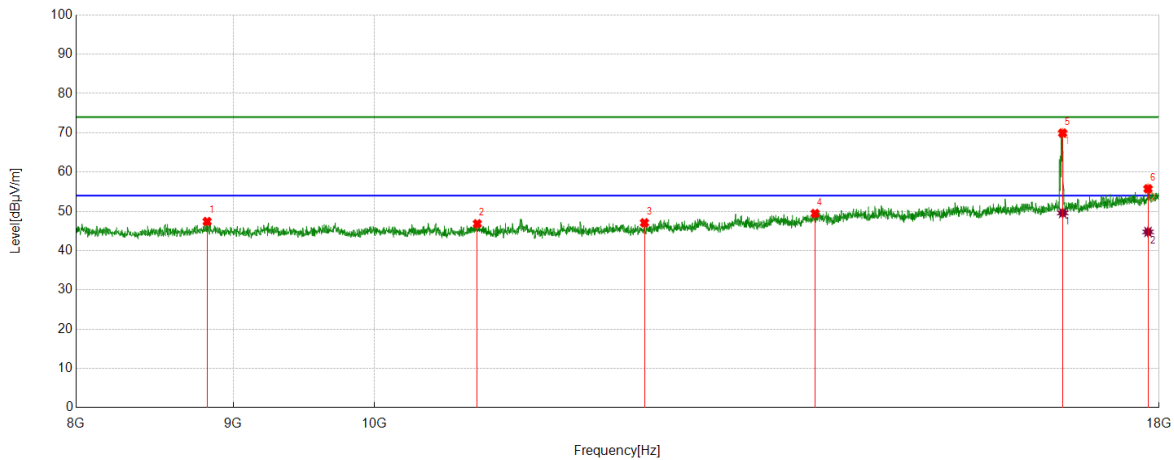
| No. | Frequency | Reading Level | Correct Factor | Result | Limit | Margin | Remark |
|-----|------------|---------------|----------------|----------|----------|--------|--------|
| | [MHz] | [dBuV] | [dB/m] | [dBuV/m] | [dBuV/m] | [dB] | |
| 1 | 8815.1359 | 43.31 | 3.78 | 47.09 | 74.00 | 26.91 | peak |
| 2 | 9651.942 | 43.00 | 3.89 | 46.89 | 74.00 | 27.11 | peak |
| 3 | 11958.9932 | 41.11 | 6.23 | 47.34 | 74.00 | 26.66 | peak |
| 4 | 14706.1177 | 39.59 | 11.98 | 51.57 | 74.00 | 22.43 | peak |
| 5 | 16736.4561 | 56.84 | 15.12 | 71.96 | 74.00 | 2.04 | peak |
| 6 | 17993.3322 | 36.45 | 18.58 | 55.03 | 74.00 | 18.97 | peak |

AV Result:

| No. | Frequency | Reading Level | Correct Factor | Result | Limit | Margin | Remark |
|-----|------------|---------------|----------------|----------|----------|--------|--------|
| | [MHz] | [dBuV] | [dB/m] | [dBuV/m] | [dBuV/m] | [dB] | |
| 1 | 16736.4561 | 35.71 | 15.12 | 50.83 | 54.00 | 3.17 | AV |
| 2 | 17993.3322 | 27.44 | 18.58 | 46.02 | 54.00 | 7.98 | AV |

- Remark: 1. Measurement = Reading Level + Correct Factor.
2. If Peak Result complies with AV limit, AV Result is deemed to comply with AV limit.
3. Test setup: RBW: 1 MHz, VBW: 3 MHz, Sweep time: auto.
4. Peak: Peak detector.
5. AVG: VBW refer to section 6.1.
6. For above 6.5GHz part, filter losses were only considered in the spurious frequency bands and the authorized band were not corrected for HPF losses. The proper operation of the transmitter prior to adding the filter to the measurement chain.
7. Only the worst case emission was recorded, if it complies with the limit, the other emissions deemed to comply with the limit.
8. Since non-restricted band peak emissions are less than the average limit, they also comply with the -27dBm/MHz (68.2dBuV/m) limit.

| Test Mode | Channel | Polarization | Verdict |
|-----------|---------|--------------|---------|
| 11A | 5580 | Vertical | PASS |



PK Result:

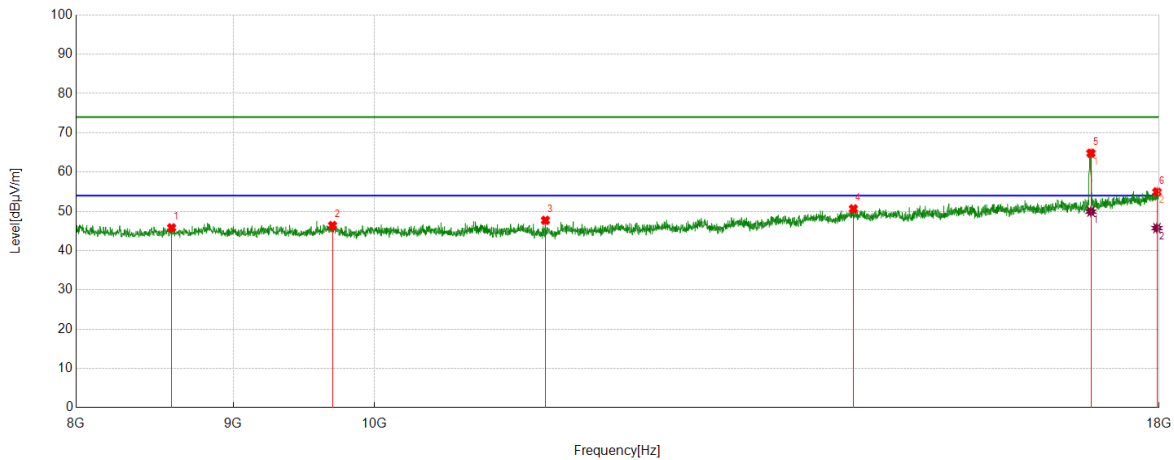
| No. | Frequency [MHz] | Reading Level [dBuV] | Correct Factor [dB/m] | Result [dBuV/m] | Limit [dBuV/m] | Margin [dB] | Remark |
|-----|--------------------|-------------------------|--------------------------|--------------------|-------------------|----------------|--------|
| 1 | 8825.1375 | 43.72 | 3.68 | 47.40 | 74.00 | 26.60 | peak |
| 2 | 10803.8006 | 42.03 | 4.81 | 46.84 | 74.00 | 27.16 | peak |
| 3 | 12244.0407 | 40.31 | 6.77 | 47.08 | 74.00 | 26.92 | peak |
| 4 | 13912.6521 | 38.84 | 10.61 | 49.45 | 74.00 | 24.55 | peak |
| 5 | 16746.4577 | 54.89 | 15.04 | 69.93 | 74.00 | 4.07 | peak |
| 6 | 17851.6419 | 37.09 | 18.66 | 55.75 | 74.00 | 18.25 | peak |

AV Result:

| No. | Frequency [MHz] | Reading Level [dBuV] | Correct Factor [dB/m] | Result [dBuV/m] | Limit [dBuV/m] | Margin [dB] | Remark |
|-----|--------------------|-------------------------|--------------------------|--------------------|-------------------|----------------|--------|
| 1 | 16746.4577 | 34.55 | 15.04 | 49.59 | 54.00 | 4.41 | AV |
| 2 | 17851.6419 | 26.10 | 18.66 | 44.76 | 54.00 | 9.24 | AV |

- Remark: 1. Measurement = Reading Level + Correct Factor.
2. If Peak Result complies with AV limit, AV Result is deemed to comply with AV limit.
3. Test setup: RBW: 1 MHz, VBW: 3 MHz, Sweep time: auto.
4. Peak: Peak detector.
5. AVG: VBW refer to section 6.1.
6. For above 6.5GHz part, filter losses were only considered in the spurious frequency bands and the authorized band were not corrected for HPF losses. The proper operation of the transmitter prior to adding the filter to the measurement chain.
7. Only the worst case emission was recorded, if it complies with the limit, the other emissions deemed to comply with the limit.
8. Since non-restricted band peak emissions are less than the average limit, they also comply with the -27dBm/MHz (68.2dBuV/m) limit.

| Test Mode | Channel | Polarization | Verdict |
|-----------|---------|--------------|---------|
| 11A | 5700 | Horizontal | PASS |



PK Result:

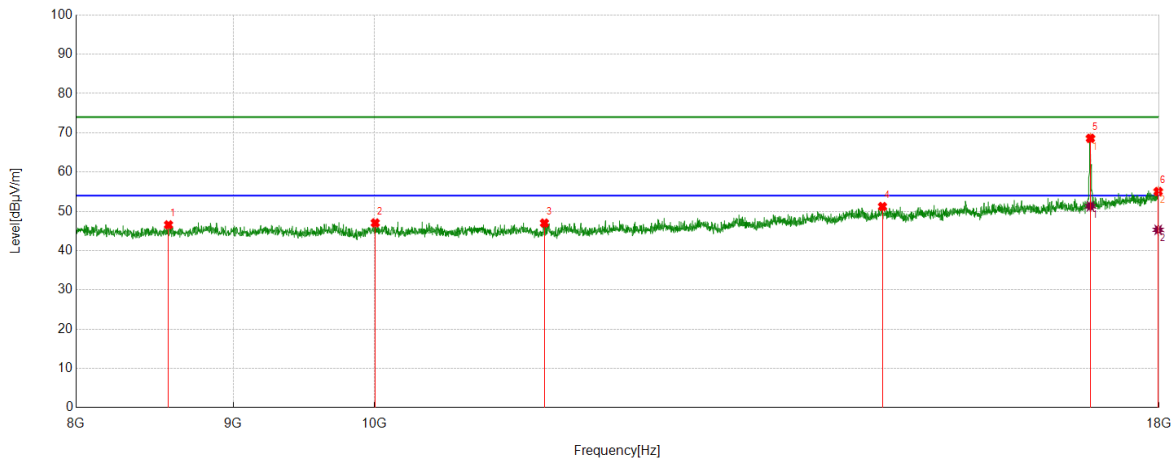
| No. | Frequency [MHz] | Reading Level [dBuV] | Correct Factor [dB/m] | Result [dBuV/m] | Limit [dBuV/m] | Margin [dB] | Remark |
|-----|--------------------|-------------------------|--------------------------|--------------------|-------------------|----------------|--------|
| 1 | 8593.4322 | 42.81 | 3.00 | 45.81 | 74.00 | 28.19 | peak |
| 2 | 9693.6156 | 42.31 | 4.07 | 46.38 | 74.00 | 27.62 | peak |
| 3 | 11368.8948 | 42.19 | 5.51 | 47.70 | 74.00 | 26.30 | peak |
| 4 | 14317.7196 | 39.09 | 11.55 | 50.64 | 74.00 | 23.36 | peak |
| 5 | 17104.8508 | 49.52 | 15.28 | 64.80 | 74.00 | 9.20 | peak |
| 6 | 17971.6619 | 36.27 | 18.68 | 54.95 | 74.00 | 19.05 | peak |

AV Result:

| No. | Frequency [MHz] | Reading Level [dBuV] | Correct Factor [dB/m] | Result [dBuV/m] | Limit [dBuV/m] | Margin [dB] | Remark |
|-----|--------------------|-------------------------|--------------------------|--------------------|-------------------|----------------|--------|
| 1 | 17104.8508 | 34.65 | 15.28 | 49.93 | 54.00 | 4.07 | AV |
| 2 | 17971.6619 | 27.04 | 18.68 | 45.72 | 54.00 | 8.28 | AV |

- Remark: 1. Measurement = Reading Level + Correct Factor.
2. If Peak Result complies with AV limit, AV Result is deemed to comply with AV limit.
3. Test setup: RBW: 1 MHz, VBW: 3 MHz, Sweep time: auto.
4. Peak: Peak detector.
5. AVG: VBW refer to section 6.1.
6. For above 6.5GHz part, filter losses were only considered in the spurious frequency bands and the authorized band were not corrected for HPF losses. The proper operation of the transmitter prior to adding the filter to the measurement chain.
7. Only the worst case emission was recorded, if it complies with the limit, the other emissions deemed to comply with the limit.
8. Since non-restricted band peak emissions are less than the average limit, they also comply with the -27dBm/MHz (68.2dBuV/m) limit.

| Test Mode | Channel | Polarization | Verdict |
|-----------|---------|--------------|---------|
| 11A | 5700 | Vertical | PASS |



PK Result:

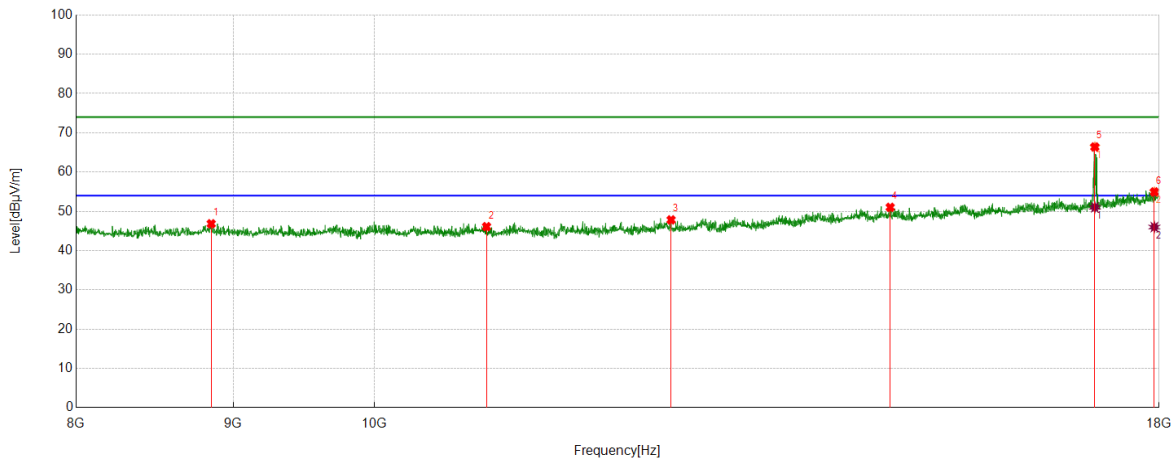
| No. | Frequency [MHz] | Reading Level [dBuV] | Correct Factor [dB/m] | Result [dBuV/m] | Limit [dBuV/m] | Margin [dB] | Remark |
|-----|--------------------|-------------------------|--------------------------|--------------------|-------------------|----------------|--------|
| 1 | 8573.4289 | 43.49 | 3.06 | 46.55 | 74.00 | 27.45 | peak |
| 2 | 10008.6681 | 42.85 | 4.19 | 47.04 | 74.00 | 26.96 | peak |
| 3 | 11360.5601 | 41.29 | 5.71 | 47.00 | 74.00 | 27.00 | peak |
| 4 | 14632.7721 | 39.47 | 11.74 | 51.21 | 74.00 | 22.79 | peak |
| 5 | 17098.183 | 53.20 | 15.39 | 68.59 | 74.00 | 5.41 | peak |
| 6 | 17988.3314 | 36.50 | 18.54 | 55.04 | 74.00 | 18.96 | peak |

AV Result:

| No. | Frequency [MHz] | Reading Level [dBuV] | Correct Factor [dB/m] | Result [dBuV/m] | Limit [dBuV/m] | Margin [dB] | Remark |
|-----|--------------------|-------------------------|--------------------------|--------------------|-------------------|----------------|--------|
| 1 | 17098.183 | 35.91 | 15.39 | 51.30 | 54.00 | 2.70 | AV |
| 2 | 17988.3314 | 26.75 | 18.54 | 45.29 | 54.00 | 8.71 | AV |

- Remark: 1. Measurement = Reading Level + Correct Factor.
2. If Peak Result complies with AV limit, AV Result is deemed to comply with AV limit.
3. Test setup: RBW: 1 MHz, VBW: 3 MHz, Sweep time: auto.
4. Peak: Peak detector.
5. AVG: VBW refer to section 6.1.
6. For above 6.5GHz part, filter losses were only considered in the spurious frequency bands and the authorized band were not corrected for HPF losses. The proper operation of the transmitter prior to adding the filter to the measurement chain.
7. Only the worst case emission was recorded, if it complies with the limit, the other emissions deemed to comply with the limit.
8. Since non-restricted band peak emissions are less than the average limit, they also comply with the -27dBm/MHz (68.2dBuV/m) limit.

| Test Mode | Channel | Polarization | Verdict |
|-----------|---------|--------------|---------|
| 11A | 5720 | Horizontal | PASS |



PK Result:

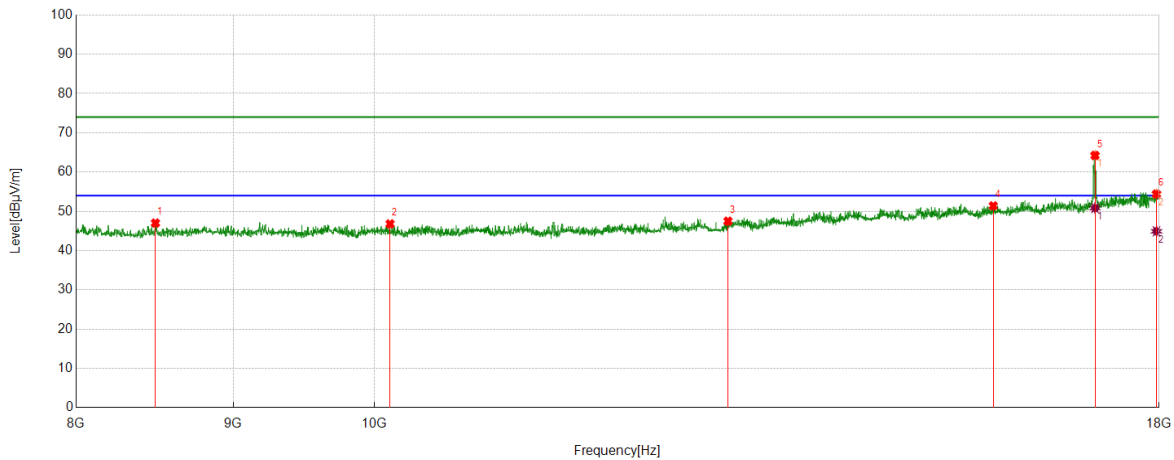
| No. | Frequency [MHz] | Reading Level [dBuV] | Correct Factor [dB/m] | Result [dBuV/m] | Limit [dBuV/m] | Margin [dB] | Remark |
|-----|--------------------|-------------------------|--------------------------|--------------------|-------------------|----------------|--------|
| 1 | 8851.8086 | 43.05 | 3.79 | 46.84 | 74.00 | 27.16 | peak |
| 2 | 10878.8131 | 41.56 | 4.54 | 46.10 | 74.00 | 27.90 | peak |
| 3 | 12490.7485 | 40.82 | 7.00 | 47.82 | 74.00 | 26.18 | peak |
| 4 | 14717.7863 | 39.20 | 11.82 | 51.02 | 74.00 | 22.98 | peak |
| 5 | 17154.8591 | 50.69 | 15.70 | 66.39 | 74.00 | 7.61 | peak |
| 6 | 17936.6561 | 36.31 | 18.63 | 54.94 | 74.00 | 19.06 | peak |

AV Result:

| No. | Frequency [MHz] | Reading Level [dBuV] | Correct Factor [dB/m] | Result [dBuV/m] | Limit [dBuV/m] | Margin [dB] | Remark |
|-----|--------------------|-------------------------|--------------------------|--------------------|-------------------|----------------|--------|
| 1 | 17154.8591 | 35.33 | 15.70 | 51.03 | 54.00 | 2.97 | AV |
| 2 | 17936.6561 | 27.36 | 18.63 | 45.99 | 54.00 | 8.01 | AV |

- Remark: 1. Measurement = Reading Level + Correct Factor.
2. If Peak Result complies with AV limit, AV Result is deemed to comply with AV limit.
3. Test setup: RBW: 1 MHz, VBW: 3 MHz, Sweep time: auto.
4. Peak: Peak detector.
5. AVG: VBW refer to section 6.1.
6. For above 6.5GHz part, filter losses were only considered in the spurious frequency bands and the authorized band were not corrected for HPF losses. The proper operation of the transmitter prior to adding the filter to the measurement chain.
7. Only the worst case emission was recorded, if it complies with the limit, the other emissions deemed to comply with the limit.
8. Since non-restricted band peak emissions are less than the average limit, they also comply with the -27dBm/MHz (68.2dBuV/m) limit.

| Test Mode | Channel | Polarization | Verdict |
|-----------|---------|--------------|---------|
| 11A | 5720 | Vertical | PASS |



PK Result:

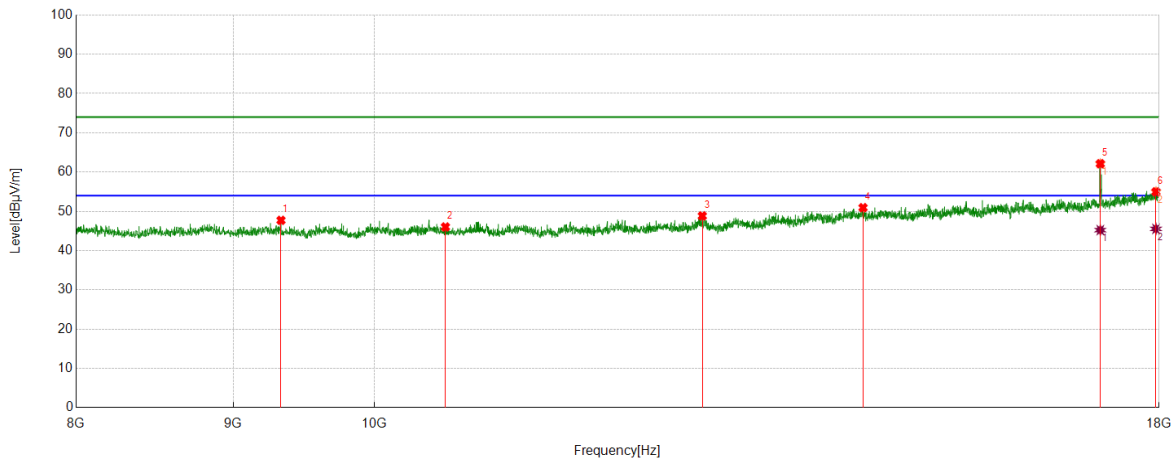
| No. | Frequency [MHz] | Reading Level [dBuV] | Correct Factor [dB/m] | Result [dBuV/m] | Limit [dBuV/m] | Margin [dB] | Remark |
|-----|--------------------|-------------------------|--------------------------|--------------------|-------------------|----------------|--------|
| 1 | 8490.0817 | 44.05 | 2.97 | 47.02 | 74.00 | 26.98 | peak |
| 2 | 10120.3534 | 42.53 | 4.27 | 46.80 | 74.00 | 27.20 | peak |
| 3 | 13034.1724 | 39.81 | 7.69 | 47.50 | 74.00 | 26.50 | peak |
| 4 | 15897.983 | 38.15 | 13.25 | 51.40 | 74.00 | 22.60 | peak |
| 5 | 17156.5261 | 48.57 | 15.67 | 64.24 | 74.00 | 9.76 | peak |
| 6 | 17964.9947 | 35.88 | 18.56 | 54.44 | 74.00 | 19.56 | peak |

AV Result:

| No. | Frequency [MHz] | Reading Level [dBuV] | Correct Factor [dB/m] | Result [dBuV/m] | Limit [dBuV/m] | Margin [dB] | Remark |
|-----|--------------------|-------------------------|--------------------------|--------------------|-------------------|----------------|--------|
| 1 | 17156.5261 | 35.17 | 15.67 | 50.84 | 54.00 | 3.16 | AV |
| 2 | 17964.9947 | 26.33 | 18.56 | 44.89 | 54.00 | 9.11 | AV |

- Remark: 1. Measurement = Reading Level + Correct Factor.
2. If Peak Result complies with AV limit, AV Result is deemed to comply with AV limit.
3. Test setup: RBW: 1 MHz, VBW: 3 MHz, Sweep time: auto.
4. Peak: Peak detector.
5. AVG: VBW refer to section 6.1.
6. For above 6.5GHz part, filter losses were only considered in the spurious frequency bands and the authorized band were not corrected for HPF losses. The proper operation of the transmitter prior to adding the filter to the measurement chain.
7. Only the worst case emission was recorded, if it complies with the limit, the other emissions deemed to comply with the limit.
8. Since non-restricted band peak emissions are less than the average limit, they also comply with the -27dBm/MHz (68.2dBuV/m) limit.

| Test Mode | Channel | Polarization | Verdict |
|-----------|---------|--------------|---------|
| 11A | 5745 | Horizontal | PASS |



PK Result:

| No. | Frequency [MHz] | Reading Level [dBuV] | Correct Factor [dB/m] | Result [dBuV/m] | Limit [dBuV/m] | Margin [dB] | Remark |
|-----|--------------------|-------------------------|--------------------------|--------------------|-------------------|----------------|--------|
| 1 | 9326.8878 | 44.06 | 3.65 | 47.71 | 74.00 | 26.29 | peak |
| 2 | 10548.7581 | 41.64 | 4.38 | 46.02 | 74.00 | 27.98 | peak |
| 3 | 12785.7976 | 41.19 | 7.64 | 48.83 | 74.00 | 25.17 | peak |
| 4 | 14421.0702 | 39.54 | 11.39 | 50.93 | 74.00 | 23.07 | peak |
| 5 | 17224.8708 | 46.28 | 15.84 | 62.12 | 74.00 | 11.88 | peak |
| 6 | 17958.3264 | 36.57 | 18.41 | 54.98 | 74.00 | 19.02 | peak |

AV Result:

| No. | Frequency [MHz] | Reading Level [dBuV] | Correct Factor [dB/m] | Result [dBuV/m] | Limit [dBuV/m] | Margin [dB] | Remark |
|-----|--------------------|-------------------------|--------------------------|--------------------|-------------------|----------------|--------|
| 1 | 17224.8708 | 29.38 | 15.84 | 45.22 | 54.00 | 8.78 | AV |
| 2 | 17958.3264 | 27.12 | 18.41 | 45.53 | 54.00 | 8.47 | AV |

Remark: 1. Measurement = Reading Level + Correct Factor.

2. If Peak Result complies with AV limit, AV Result is deemed to comply with AV limit.

3. Test setup: RBW: 1 MHz, VBW: 3 MHz, Sweep time: auto.

4. Peak: Peak detector.

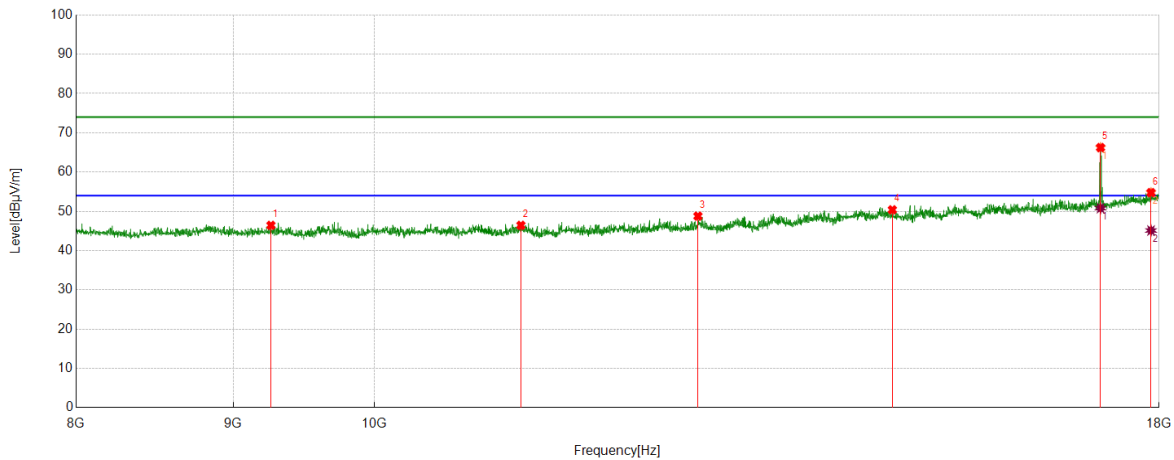
5. AVG: VBW refer to section 6.1.

6. For above 6.5GHz part, filter losses were only considered in the spurious frequency bands and the authorized band were not corrected for HPF losses. The proper operation of the transmitter prior to adding the filter to the measurement chain.

7. Only the worst case emission was recorded, if it complies with the limit, the other emissions deemed to comply with the limit.

8. Since non-restricted band peak emissions are less than the average limit, they also comply with the -27dBm/MHz (68.2dBuV/m) limit.

| Test Mode | Channel | Polarization | Verdict |
|-----------|---------|--------------|---------|
| 11A | 5745 | Vertical | PASS |



PK Result:

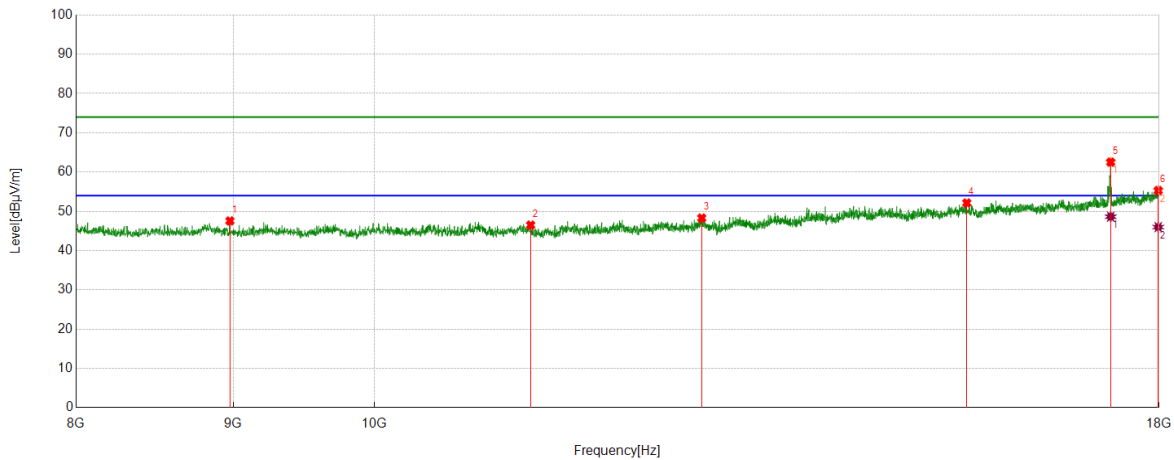
| No. | Frequency [MHz] | Reading Level [dBuV] | Correct Factor [dB/m] | Result [dBuV/m] | Limit [dBuV/m] | Margin [dB] | Remark |
|-----|--------------------|-------------------------|--------------------------|--------------------|-------------------|----------------|--------|
| 1 | 9256.8761 | 43.15 | 3.28 | 46.43 | 74.00 | 27.57 | peak |
| 2 | 11162.1937 | 41.10 | 5.33 | 46.43 | 74.00 | 27.57 | peak |
| 3 | 12744.124 | 41.34 | 7.43 | 48.77 | 74.00 | 25.23 | peak |
| 4 | 14741.1235 | 39.06 | 11.33 | 50.39 | 74.00 | 23.61 | peak |
| 5 | 17228.2047 | 50.18 | 16.05 | 66.23 | 74.00 | 7.77 | peak |
| 6 | 17891.6486 | 35.77 | 19.00 | 54.77 | 74.00 | 19.23 | peak |

AV Result:

| No. | Frequency [MHz] | Reading Level [dBuV] | Correct Factor [dB/m] | Result [dBuV/m] | Limit [dBuV/m] | Margin [dB] | Remark |
|-----|--------------------|-------------------------|--------------------------|--------------------|-------------------|----------------|--------|
| 1 | 17228.2047 | 34.76 | 16.05 | 50.81 | 54.00 | 3.19 | AV |
| 2 | 17891.6486 | 26.12 | 19.00 | 45.12 | 54.00 | 8.88 | AV |

- Remark: 1. Measurement = Reading Level + Correct Factor.
2. If Peak Result complies with AV limit, AV Result is deemed to comply with AV limit.
3. Test setup: RBW: 1 MHz, VBW: 3 MHz, Sweep time: auto.
4. Peak: Peak detector.
5. AVG: VBW refer to section 6.1.
6. For above 6.5GHz part, filter losses were only considered in the spurious frequency bands and the authorized band were not corrected for HPF losses. The proper operation of the transmitter prior to adding the filter to the measurement chain.
7. Only the worst case emission was recorded, if it complies with the limit, the other emissions deemed to comply with the limit.
8. Since non-restricted band peak emissions are less than the average limit, they also comply with the -27dBm/MHz (68.2dBuV/m) limit.

| Test Mode | Channel | Polarization | Verdict |
|-----------|---------|--------------|---------|
| 11A | 5785 | Horizontal | PASS |



PK Result:

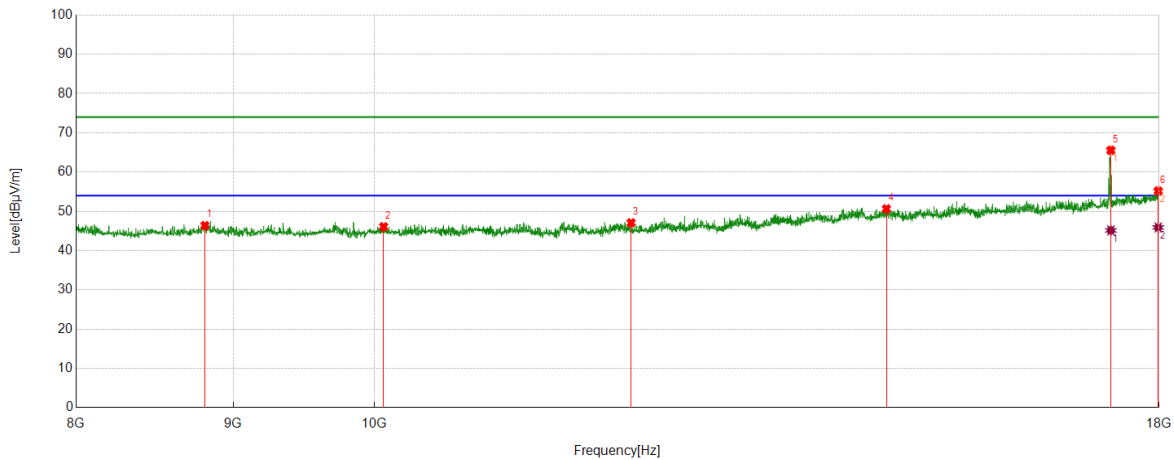
| No. | Frequency [MHz] | Reading Level [dBuV] | Correct Factor [dB/m] | Result [dBuV/m] | Limit [dBuV/m] | Margin [dB] | Remark |
|-----|--------------------|-------------------------|--------------------------|--------------------|-------------------|----------------|--------|
| 1 | 8976.8295 | 44.60 | 2.96 | 47.56 | 74.00 | 26.44 | peak |
| 2 | 11243.874 | 41.15 | 5.34 | 46.49 | 74.00 | 27.51 | peak |
| 3 | 12780.7968 | 40.64 | 7.65 | 48.29 | 74.00 | 25.71 | peak |
| 4 | 15586.2644 | 39.12 | 13.02 | 52.14 | 74.00 | 21.86 | peak |
| 5 | 17359.8933 | 45.82 | 16.71 | 62.53 | 74.00 | 11.47 | peak |
| 6 | 17988.3314 | 36.76 | 18.54 | 55.30 | 74.00 | 18.70 | peak |

AV Result:

| No. | Frequency [MHz] | Reading Level [dBuV] | Correct Factor [dB/m] | Result [dBuV/m] | Limit [dBuV/m] | Margin [dB] | Remark |
|-----|--------------------|-------------------------|--------------------------|--------------------|-------------------|----------------|--------|
| 1 | 17359.8933 | 31.93 | 16.71 | 48.64 | 54.00 | 5.36 | AV |
| 2 | 17988.3314 | 27.45 | 18.54 | 45.99 | 54.00 | 8.01 | AV |

- Remark: 1. Measurement = Reading Level + Correct Factor.
2. If Peak Result complies with AV limit, AV Result is deemed to comply with AV limit.
3. Test setup: RBW: 1 MHz, VBW: 3 MHz, Sweep time: auto.
4. Peak: Peak detector.
5. AVG: VBW refer to section 6.1.
6. For above 6.5GHz part, filter losses were only considered in the spurious frequency bands and the authorized band were not corrected for HPF losses. The proper operation of the transmitter prior to adding the filter to the measurement chain.
7. Only the worst case emission was recorded, if it complies with the limit, the other emissions deemed to comply with the limit.
8. Since non-restricted band peak emissions are less than the average limit, they also comply with the -27dBm/MHz (68.2dBuV/m) limit.

| Test Mode | Channel | Polarization | Verdict |
|-----------|---------|--------------|---------|
| 11A | 5785 | Vertical | PASS |



PK Result:

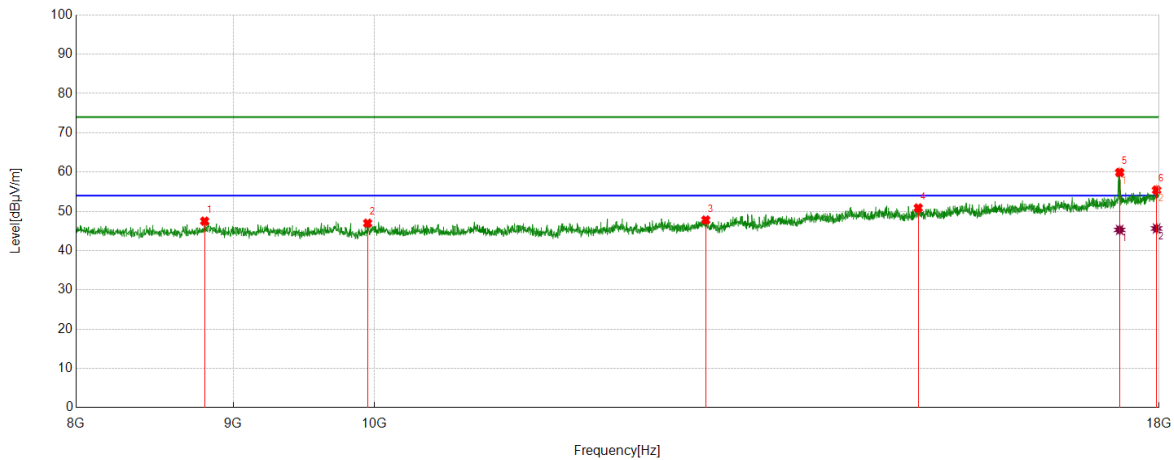
| No. | Frequency [MHz] | Reading Level [dBuV] | Correct Factor [dB/m] | Result [dBuV/m] | Limit [dBuV/m] | Margin [dB] | Remark |
|-----|--------------------|-------------------------|--------------------------|--------------------|-------------------|----------------|--------|
| 1 | 8810.135 | 42.41 | 3.97 | 46.38 | 74.00 | 27.62 | peak |
| 2 | 10072.012 | 41.75 | 4.33 | 46.08 | 74.00 | 27.92 | peak |
| 3 | 12122.3537 | 40.31 | 6.77 | 47.08 | 74.00 | 26.92 | peak |
| 4 | 14676.1127 | 39.02 | 11.61 | 50.63 | 74.00 | 23.37 | peak |
| 5 | 17361.5603 | 48.90 | 16.64 | 65.54 | 74.00 | 8.46 | peak |
| 6 | 17988.3333 | 36.71 | 18.54 | 55.25 | 74.00 | 18.75 | peak |

AV Result:

| No. | Frequency [MHz] | Reading Level [dBuV] | Correct Factor [dB/m] | Result [dBuV/m] | Limit [dBuV/m] | Margin [dB] | Remark |
|-----|--------------------|-------------------------|--------------------------|--------------------|-------------------|----------------|--------|
| 1 | 17361.5603 | 28.51 | 16.64 | 45.15 | 54.00 | 8.85 | AV |
| 2 | 17988.3333 | 27.28 | 18.54 | 45.82 | 54.00 | 8.18 | AV |

- Remark: 1. Measurement = Reading Level + Correct Factor.
2. If Peak Result complies with AV limit, AV Result is deemed to comply with AV limit.
3. Test setup: RBW: 1 MHz, VBW: 3 MHz, Sweep time: auto.
4. Peak: Peak detector.
5. AVG: VBW refer to section 6.1.
6. For above 6.5GHz part, filter losses were only considered in the spurious frequency bands and the authorized band were not corrected for HPF losses. The proper operation of the transmitter prior to adding the filter to the measurement chain.
7. Only the worst case emission was recorded, if it complies with the limit, the other emissions deemed to comply with the limit.
8. Since non-restricted band peak emissions are less than the average limit, they also comply with the -27dBm/MHz (68.2dBuV/m) limit.

| Test Mode | Channel | Polarization | Verdict |
|-----------|---------|--------------|---------|
| 11A | 5825 | Horizontal | PASS |



PK Result:

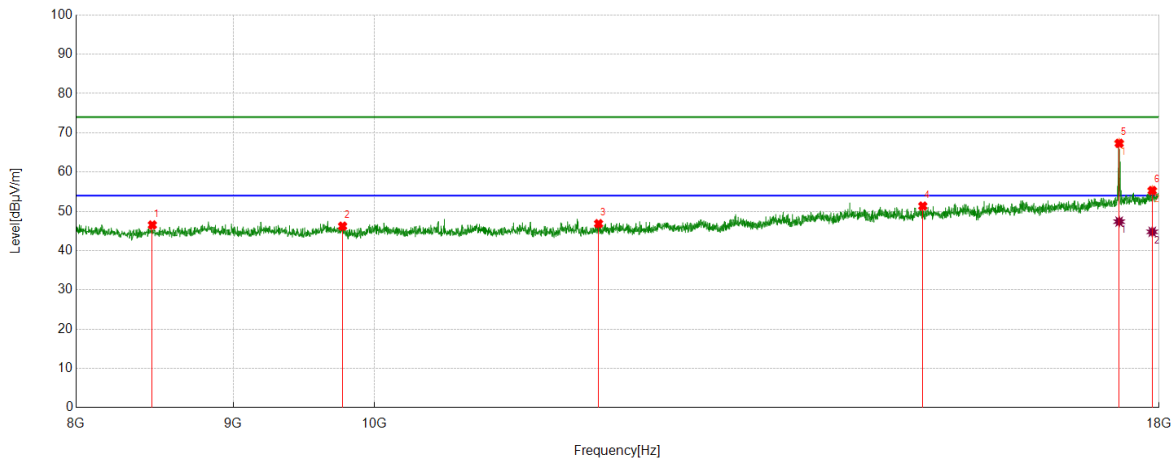
| No. | Frequency [MHz] | Reading Level [dBuV] | Correct Factor [dB/m] | Result [dBuV/m] | Limit [dBuV/m] | Margin [dB] | Remark |
|-----|--------------------|-------------------------|--------------------------|--------------------|-------------------|----------------|--------|
| 1 | 8808.4681 | 43.58 | 3.92 | 47.50 | 74.00 | 26.50 | peak |
| 2 | 9951.992 | 42.73 | 4.24 | 46.97 | 74.00 | 27.03 | peak |
| 3 | 12819.1365 | 40.28 | 7.50 | 47.78 | 74.00 | 26.22 | peak |
| 4 | 15029.5049 | 39.02 | 11.83 | 50.85 | 74.00 | 23.15 | peak |
| 5 | 17476.5794 | 42.41 | 17.49 | 59.90 | 74.00 | 14.10 | peak |
| 6 | 17966.6611 | 36.80 | 18.61 | 55.41 | 74.00 | 18.59 | peak |

AV Result:

| No. | Frequency [MHz] | Reading Level [dBuV] | Correct Factor [dB/m] | Result [dBuV/m] | Limit [dBuV/m] | Margin [dB] | Remark |
|-----|--------------------|-------------------------|--------------------------|--------------------|-------------------|----------------|--------|
| 1 | 17476.5794 | 27.79 | 17.49 | 45.28 | 54.00 | 8.72 | AV |
| 2 | 17966.6611 | 27.02 | 18.61 | 45.63 | 54.00 | 8.37 | AV |

- Remark: 1. Measurement = Reading Level + Correct Factor.
2. If Peak Result complies with AV limit, AV Result is deemed to comply with AV limit.
3. Test setup: RBW: 1 MHz, VBW: 3 MHz, Sweep time: auto.
4. Peak: Peak detector.
5. AVG: VBW refer to section 6.1.
6. For above 6.5GHz part, filter losses were only considered in the spurious frequency bands and the authorized band were not corrected for HPF losses. The proper operation of the transmitter prior to adding the filter to the measurement chain.
7. Only the worst case emission was recorded, if it complies with the limit, the other emissions deemed to comply with the limit.
8. Since non-restricted band peak emissions are less than the average limit, they also comply with the -27dBm/MHz (68.2dBuV/m) limit.

| Test Mode | Channel | Polarization | Verdict |
|-----------|---------|--------------|---------|
| 11A | 5825 | Vertical | PASS |



PK Result:

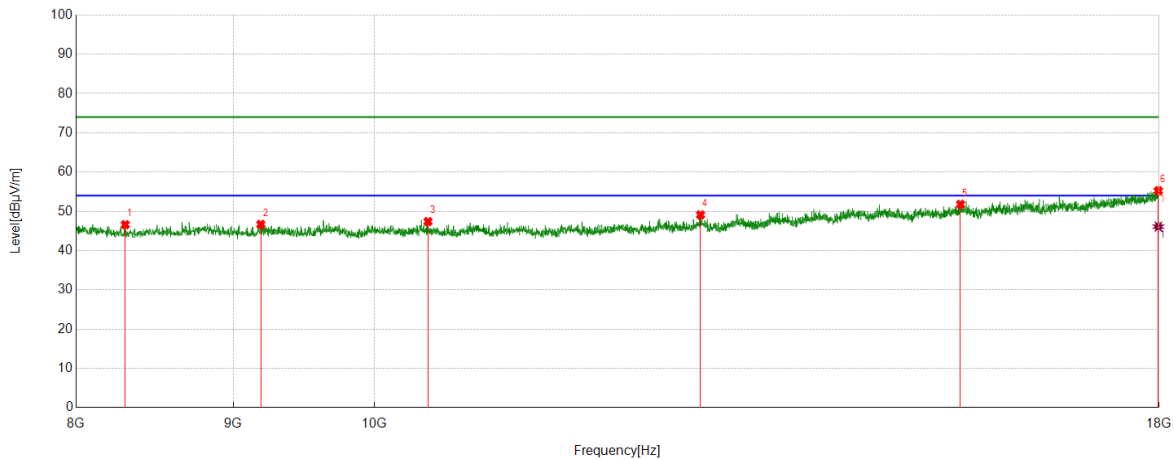
| No. | Frequency [MHz] | Reading Level [dBuV] | Correct Factor [dB/m] | Result [dBuV/m] | Limit [dBuV/m] | Margin [dB] | Remark |
|-----|--------------------|-------------------------|--------------------------|--------------------|-------------------|----------------|--------|
| 1 | 8470.0783 | 43.49 | 3.03 | 46.52 | 74.00 | 27.48 | peak |
| 2 | 9766.9612 | 41.86 | 4.36 | 46.22 | 74.00 | 27.78 | peak |
| 3 | 11830.6384 | 40.54 | 6.31 | 46.85 | 74.00 | 27.15 | peak |
| 4 | 15081.1802 | 39.05 | 12.29 | 51.34 | 74.00 | 22.66 | peak |
| 5 | 17469.9117 | 49.65 | 17.67 | 67.32 | 74.00 | 6.68 | peak |
| 6 | 17908.3181 | 36.46 | 18.83 | 55.29 | 74.00 | 18.71 | peak |

AV Result:

| No. | Frequency [MHz] | Reading Level [dBuV] | Correct Factor [dB/m] | Result [dBuV/m] | Limit [dBuV/m] | Margin [dB] | Remark |
|-----|--------------------|-------------------------|--------------------------|--------------------|-------------------|----------------|--------|
| 1 | 17469.9117 | 29.71 | 17.67 | 47.38 | 54.00 | 6.62 | AV |
| 2 | 17908.3181 | 25.95 | 18.83 | 44.78 | 54.00 | 9.22 | AV |

- Remark: 1. Measurement = Reading Level + Correct Factor.
2. If Peak Result complies with AV limit, AV Result is deemed to comply with AV limit.
3. Test setup: RBW: 1 MHz, VBW: 3 MHz, Sweep time: auto.
4. Peak: Peak detector.
5. AVG: VBW refer to section 6.1.
6. For above 6.5GHz part, filter losses were only considered in the spurious frequency bands and the authorized band were not corrected for HPF losses. The proper operation of the transmitter prior to adding the filter to the measurement chain.
7. Only the worst case emission was recorded, if it complies with the limit, the other emissions deemed to comply with the limit.
8. Since non-restricted band peak emissions are less than the average limit, they also comply with the -27dBm/MHz (68.2dBuV/m) limit.

| Test Mode | Channel | Polarization | Verdict |
|-----------|---------|--------------|---------|
| 11AC20 | 5180 | Horizontal | PASS |



PK Result:

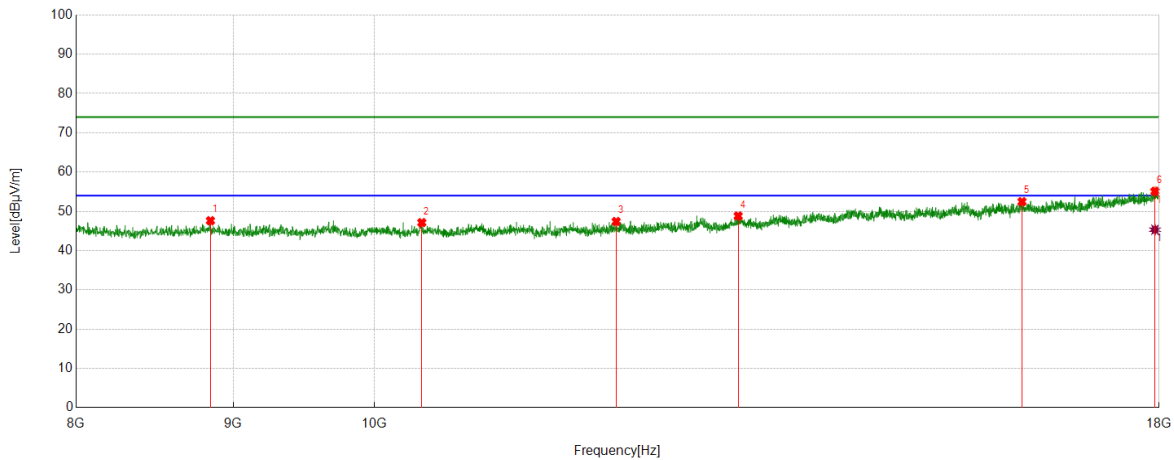
| No. | Frequency [MHz] | Reading Level [dBuV] | Correct Factor [dB/m] | Result [dBuV/m] | Limit [dBuV/m] | Margin [dB] | Remark |
|-----|--------------------|-------------------------|--------------------------|--------------------|-------------------|----------------|--------|
| 1 | 8300.05 | 43.68 | 2.92 | 46.60 | 74.00 | 27.40 | peak |
| 2 | 9186.8645 | 43.06 | 3.62 | 46.68 | 74.00 | 27.32 | peak |
| 3 | 10412.0687 | 43.13 | 4.26 | 47.39 | 74.00 | 26.61 | peak |
| 4 | 12769.1282 | 41.43 | 7.68 | 49.11 | 74.00 | 24.89 | peak |
| 5 | 15512.9188 | 38.95 | 12.83 | 51.78 | 74.00 | 22.22 | peak |
| 6 | 17989.9983 | 36.72 | 18.53 | 55.25 | 74.00 | 18.75 | peak |

AV Result:

| No. | Frequency [MHz] | Reading Level [dBuV] | Correct Factor [dB/m] | Result [dBuV/m] | Limit [dBuV/m] | Margin [dB] | Remark |
|-----|--------------------|-------------------------|--------------------------|--------------------|-------------------|----------------|--------|
| 1 | 17989.9983 | 27.57 | 18.53 | 46.10 | 54.00 | 7.90 | AV |

- Remark: 1. Measurement = Reading Level + Correct Factor.
2. If Peak Result complies with AV limit, AV Result is deemed to comply with AV limit.
3. Test setup: RBW: 1 MHz, VBW: 3 MHz, Sweep time: auto.
4. Peak: Peak detector.
5. AVG: VBW refer to section 6.1.
6. For above 6.5GHz part, filter losses were only considered in the spurious frequency bands and the authorized band were not corrected for HPF losses. The proper operation of the transmitter prior to adding the filter to the measurement chain.
7. Only the worst case emission was recorded, if it complies with the limit, the other emissions deemed to comply with the limit.
8. Since non-restricted band peak emissions are less than the average limit, they also comply with the -27dBm/MHz (68.2dBuV/m) limit.

| Test Mode | Channel | Polarization | Verdict |
|-----------|---------|--------------|---------|
| 11AC20 | 5180 | Vertical | PASS |



PK Result:

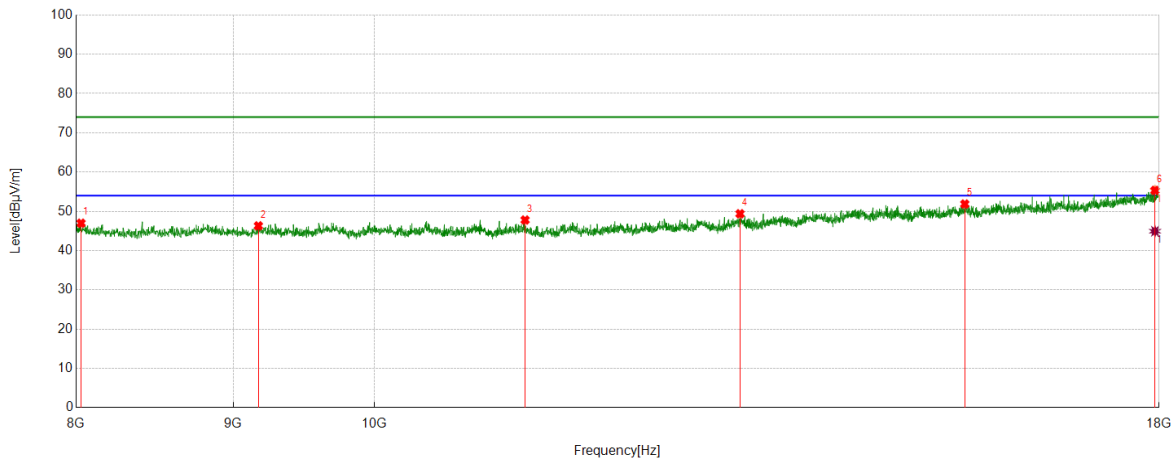
| No. | Frequency [MHz] | Reading Level [dBuV] | Correct Factor [dB/m] | Result [dBuV/m] | Limit [dBuV/m] | Margin [dB] | Remark |
|-----|--------------------|-------------------------|--------------------------|--------------------|-------------------|----------------|--------|
| 1 | 8846.8078 | 43.84 | 3.77 | 47.61 | 74.00 | 26.39 | peak |
| 2 | 10363.7273 | 42.81 | 4.31 | 47.12 | 74.00 | 26.88 | peak |
| 3 | 11987.3312 | 40.88 | 6.52 | 47.40 | 74.00 | 26.60 | peak |
| 4 | 13134.189 | 40.29 | 8.52 | 48.81 | 74.00 | 25.19 | peak |
| 5 | 16244.7075 | 38.44 | 14.02 | 52.46 | 74.00 | 21.54 | peak |
| 6 | 17944.9908 | 36.64 | 18.46 | 55.10 | 74.00 | 18.90 | peak |

AV Result:

| No. | Frequency [MHz] | Reading Level [dBuV] | Correct Factor [dB/m] | Result [dBuV/m] | Limit [dBuV/m] | Margin [dB] | Remark |
|-----|--------------------|-------------------------|--------------------------|--------------------|-------------------|----------------|--------|
| 1 | 17944.9908 | 26.86 | 18.46 | 45.32 | 54.00 | 8.68 | AV |

- Remark: 1. Measurement = Reading Level + Correct Factor.
2. If Peak Result complies with AV limit, AV Result is deemed to comply with AV limit.
3. Test setup: RBW: 1 MHz, VBW: 3 MHz, Sweep time: auto.
4. Peak: Peak detector.
5. AVG: VBW refer to section 6.1.
6. For above 6.5GHz part, filter losses were only considered in the spurious frequency bands and the authorized band were not corrected for HPF losses. The proper operation of the transmitter prior to adding the filter to the measurement chain.
7. Only the worst case emission was recorded, if it complies with the limit, the other emissions deemed to comply with the limit.
8. Since non-restricted band peak emissions are less than the average limit, they also comply with the -27dBm/MHz (68.2dBuV/m) limit.

| Test Mode | Channel | Polarization | Verdict |
|-----------|---------|--------------|---------|
| 11AC20 | 5200 | Horizontal | PASS |



PK Result:

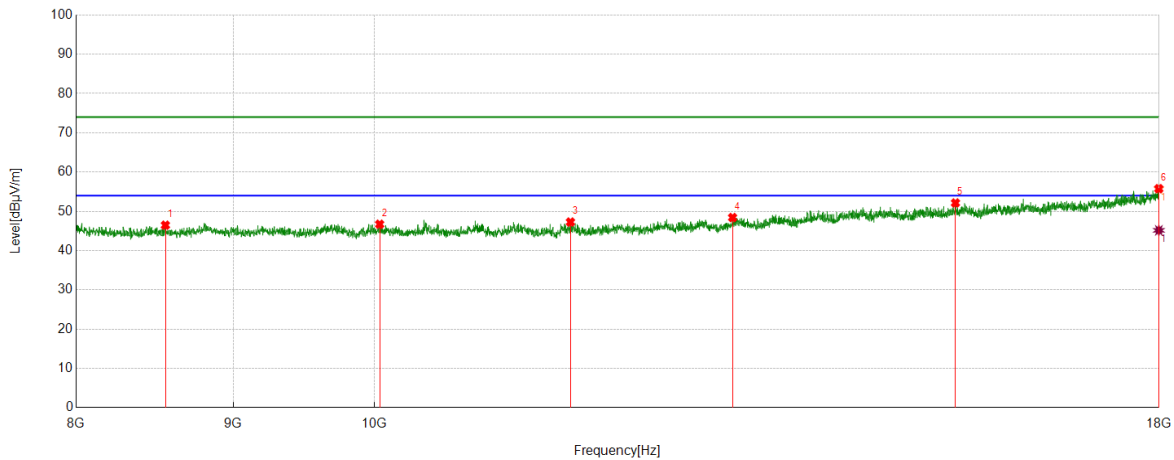
| No. | Frequency [MHz] | Reading Level [dBuV] | Correct Factor [dB/m] | Result [dBuV/m] | Limit [dBuV/m] | Margin [dB] | Remark |
|-----|--------------------|-------------------------|--------------------------|--------------------|-------------------|----------------|--------|
| 1 | 8030.005 | 43.12 | 3.86 | 46.98 | 74.00 | 27.02 | peak |
| 2 | 9170.195 | 43.00 | 3.30 | 46.30 | 74.00 | 27.70 | peak |
| 3 | 11197.1995 | 42.52 | 5.27 | 47.79 | 74.00 | 26.21 | peak |
| 4 | 13152.5254 | 40.98 | 8.40 | 49.38 | 74.00 | 24.62 | peak |
| 5 | 15562.9272 | 39.21 | 12.65 | 51.86 | 74.00 | 22.14 | peak |
| 6 | 17944.9908 | 36.87 | 18.46 | 55.33 | 74.00 | 18.67 | peak |

AV Result:

| No. | Frequency [MHz] | Reading Level [dBuV] | Correct Factor [dB/m] | Result [dBuV/m] | Limit [dBuV/m] | Margin [dB] | Remark |
|-----|--------------------|-------------------------|--------------------------|--------------------|-------------------|----------------|--------|
| 1 | 17944.9908 | 26.47 | 18.46 | 44.93 | 54.00 | 9.07 | AV |

- Remark: 1. Measurement = Reading Level + Correct Factor.
2. If Peak Result complies with AV limit, AV Result is deemed to comply with AV limit.
3. Test setup: RBW: 1 MHz, VBW: 3 MHz, Sweep time: auto.
4. Peak: Peak detector.
5. AVG: VBW refer to section 6.1.
6. For above 6.5GHz part, filter losses were only considered in the spurious frequency bands and the authorized band were not corrected for HPF losses. The proper operation of the transmitter prior to adding the filter to the measurement chain.
7. Only the worst case emission was recorded, if it complies with the limit, the other emissions deemed to comply with the limit.
8. Since non-restricted band peak emissions are less than the average limit, they also comply with the -27dBm/MHz (68.2dBuV/m) limit.

| Test Mode | Channel | Polarization | Verdict |
|-----------|---------|--------------|---------|
| 11AC20 | 5200 | Vertical | PASS |



PK Result:

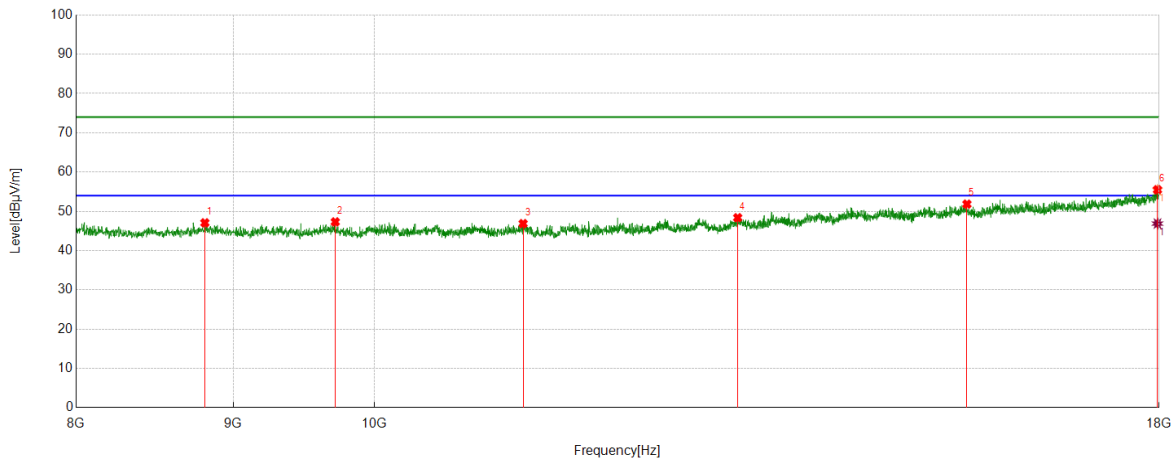
| No. | Frequency [MHz] | Reading Level [dBuV] | Correct Factor [dB/m] | Result [dBuV/m] | Limit [dBuV/m] | Margin [dB] | Remark |
|-----|--------------------|-------------------------|--------------------------|--------------------|-------------------|----------------|--------|
| 1 | 8553.4256 | 43.50 | 2.97 | 46.47 | 74.00 | 27.53 | peak |
| 2 | 10042.007 | 42.49 | 4.22 | 46.71 | 74.00 | 27.29 | peak |
| 3 | 11583.9307 | 41.71 | 5.56 | 47.27 | 74.00 | 26.73 | peak |
| 4 | 13079.1799 | 40.29 | 8.13 | 48.42 | 74.00 | 25.58 | peak |
| 5 | 15454.5758 | 38.97 | 13.17 | 52.14 | 74.00 | 21.86 | peak |
| 6 | 17996.6661 | 37.12 | 18.64 | 55.76 | 74.00 | 18.24 | peak |

AV Result:

| No. | Frequency [MHz] | Reading Level [dBuV] | Correct Factor [dB/m] | Result [dBuV/m] | Limit [dBuV/m] | Margin [dB] | Remark |
|-----|--------------------|-------------------------|--------------------------|--------------------|-------------------|----------------|--------|
| 1 | 17996.6661 | 26.52 | 18.64 | 45.16 | 54.00 | 8.84 | AV |

- Remark: 1. Measurement = Reading Level + Correct Factor.
2. If Peak Result complies with AV limit, AV Result is deemed to comply with AV limit.
3. Test setup: RBW: 1 MHz, VBW: 3 MHz, Sweep time: auto.
4. Peak: Peak detector.
5. AVG: VBW refer to section 6.1.
6. For above 6.5GHz part, filter losses were only considered in the spurious frequency bands and the authorized band were not corrected for HPF losses. The proper operation of the transmitter prior to adding the filter to the measurement chain.
7. Only the worst case emission was recorded, if it complies with the limit, the other emissions deemed to comply with the limit.
8. Since non-restricted band peak emissions are less than the average limit, they also comply with the -27dBm/MHz (68.2dBuV/m) limit.

| Test Mode | Channel | Polarization | Verdict |
|-----------|---------|--------------|---------|
| 11AC20 | 5240 | Horizontal | PASS |



PK Result:

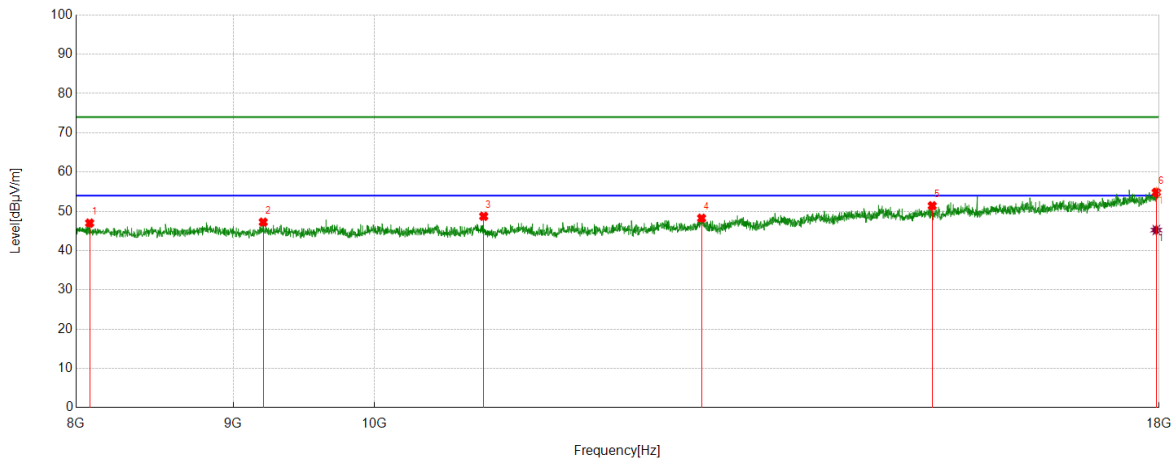
| No. | Frequency [MHz] | Reading Level [dBuV] | Correct Factor [dB/m] | Result [dBuV/m] | Limit [dBuV/m] | Margin [dB] | Remark |
|-----|--------------------|-------------------------|--------------------------|--------------------|-------------------|----------------|--------|
| 1 | 8810.135 | 43.10 | 3.97 | 47.07 | 74.00 | 26.93 | peak |
| 2 | 9713.6189 | 42.77 | 4.54 | 47.31 | 74.00 | 26.69 | peak |
| 3 | 11180.5301 | 41.40 | 5.47 | 46.87 | 74.00 | 27.13 | peak |
| 4 | 13129.1882 | 39.73 | 8.65 | 48.38 | 74.00 | 25.62 | peak |
| 5 | 15587.9313 | 38.81 | 13.02 | 51.83 | 74.00 | 22.17 | peak |
| 6 | 17978.3297 | 36.85 | 18.64 | 55.49 | 74.00 | 18.51 | peak |

AV Result:

| No. | Frequency [MHz] | Reading Level [dBuV] | Correct Factor [dB/m] | Result [dBuV/m] | Limit [dBuV/m] | Margin [dB] | Remark |
|-----|--------------------|-------------------------|--------------------------|--------------------|-------------------|----------------|--------|
| 1 | 17978.3297 | 28.24 | 18.64 | 46.88 | 54.00 | 7.12 | AV |

- Remark: 1. Measurement = Reading Level + Correct Factor.
2. If Peak Result complies with AV limit, AV Result is deemed to comply with AV limit.
3. Test setup: RBW: 1 MHz, VBW: 3 MHz, Sweep time: auto.
4. Peak: Peak detector.
5. AVG: VBW refer to section 6.1.
6. For above 6.5GHz part, filter losses were only considered in the spurious frequency bands and the authorized band were not corrected for HPF losses. The proper operation of the transmitter prior to adding the filter to the measurement chain.
7. Only the worst case emission was recorded, if it complies with the limit, the other emissions deemed to comply with the limit.
8. Since non-restricted band peak emissions are less than the average limit, they also comply with the -27dBm/MHz (68.2dBuV/m) limit.

| Test Mode | Channel | Polarization | Verdict |
|-----------|---------|--------------|---------|
| 11AC20 | 5240 | Vertical | PASS |



PK Result:

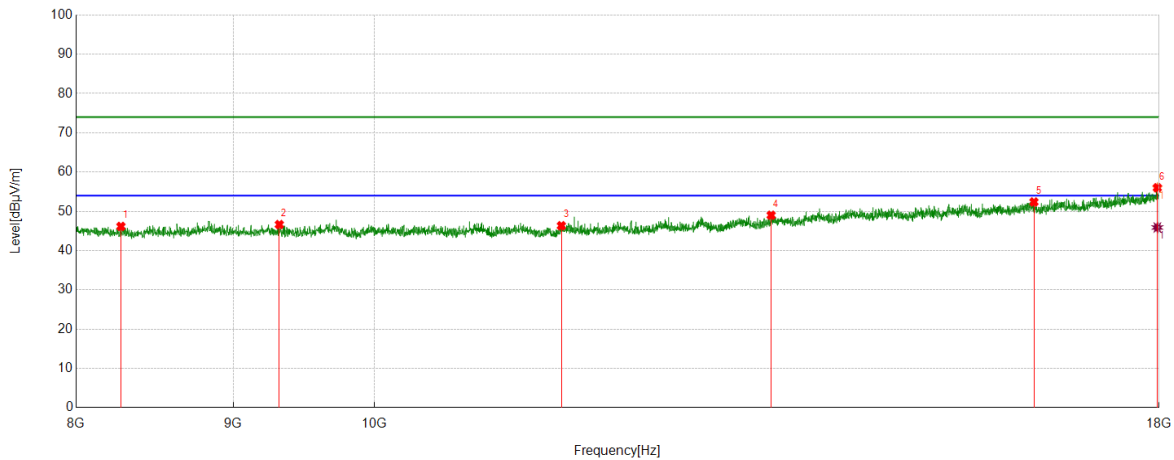
| No. | Frequency [MHz] | Reading Level [dBuV] | Correct Factor [dB/m] | Result [dBuV/m] | Limit [dBuV/m] | Margin [dB] | Remark |
|-----|--------------------|-------------------------|--------------------------|--------------------|-------------------|----------------|--------|
| 1 | 8081.6803 | 43.97 | 3.04 | 47.01 | 74.00 | 26.99 | peak |
| 2 | 9203.5339 | 43.66 | 3.59 | 47.25 | 74.00 | 26.75 | peak |
| 3 | 10855.4759 | 43.90 | 4.83 | 48.73 | 74.00 | 25.27 | peak |
| 4 | 12779.1299 | 40.59 | 7.66 | 48.25 | 74.00 | 25.75 | peak |
| 5 | 15187.8646 | 39.16 | 12.26 | 51.42 | 74.00 | 22.58 | peak |
| 6 | 17963.3272 | 36.32 | 18.52 | 54.84 | 74.00 | 19.16 | peak |

AV Result:

| No. | Frequency [MHz] | Reading Level [dBuV] | Correct Factor [dB/m] | Result [dBuV/m] | Limit [dBuV/m] | Margin [dB] | Remark |
|-----|--------------------|-------------------------|--------------------------|--------------------|-------------------|----------------|--------|
| 1 | 17963.3272 | 26.71 | 18.52 | 45.23 | 54.00 | 8.77 | AV |

- Remark: 1. Measurement = Reading Level + Correct Factor.
2. If Peak Result complies with AV limit, AV Result is deemed to comply with AV limit.
3. Test setup: RBW: 1 MHz, VBW: 3 MHz, Sweep time: auto.
4. Peak: Peak detector.
5. AVG: VBW refer to section 6.1.
6. For above 6.5GHz part, filter losses were only considered in the spurious frequency bands and the authorized band were not corrected for HPF losses. The proper operation of the transmitter prior to adding the filter to the measurement chain.
7. Only the worst case emission was recorded, if it complies with the limit, the other emissions deemed to comply with the limit.
8. Since non-restricted band peak emissions are less than the average limit, they also comply with the -27dBm/MHz (68.2dBuV/m) limit.

| Test Mode | Channel | Polarization | Verdict |
|-----------|---------|--------------|---------|
| 11AC20 | 5260 | Horizontal | PASS |



PK Result:

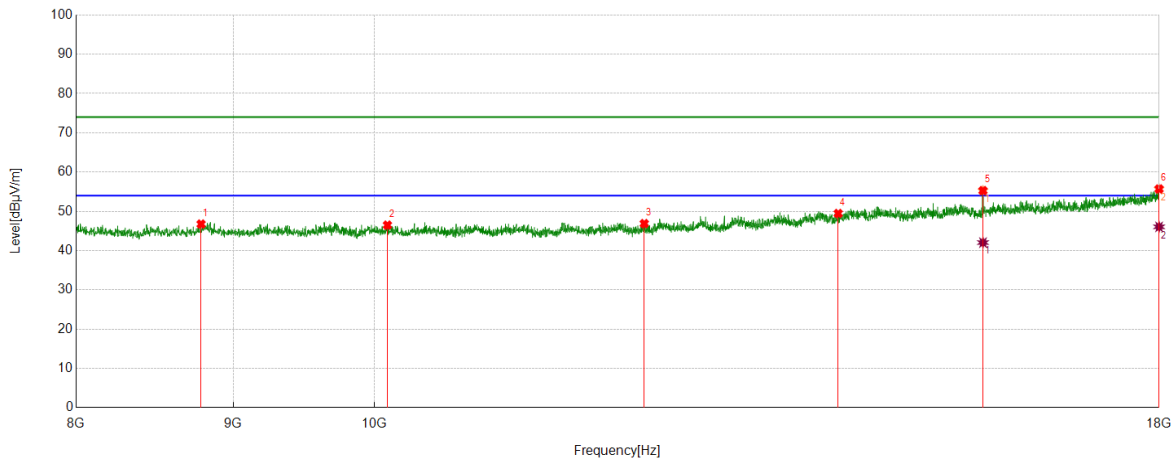
| No. | Frequency [MHz] | Reading Level [dBuV] | Correct Factor [dB/m] | Result [dBuV/m] | Limit [dBuV/m] | Margin [dB] | Remark |
|-----|--------------------|-------------------------|--------------------------|--------------------|-------------------|----------------|--------|
| 1 | 8273.3789 | 43.12 | 3.04 | 46.16 | 74.00 | 27.84 | peak |
| 2 | 9315.2192 | 43.17 | 3.46 | 46.63 | 74.00 | 27.37 | peak |
| 3 | 11505.5843 | 39.95 | 6.38 | 46.33 | 74.00 | 27.67 | peak |
| 4 | 13462.5771 | 39.91 | 9.09 | 49.00 | 74.00 | 25.00 | peak |
| 5 | 16389.7316 | 37.84 | 14.54 | 52.38 | 74.00 | 21.62 | peak |
| 6 | 17976.6628 | 37.34 | 18.66 | 56.00 | 74.00 | 18.00 | peak |

AV Result:

| No. | Frequency [MHz] | Reading Level [dBuV] | Correct Factor [dB/m] | Result [dBuV/m] | Limit [dBuV/m] | Margin [dB] | Remark |
|-----|--------------------|-------------------------|--------------------------|--------------------|-------------------|----------------|--------|
| 1 | 17976.6628 | 27.22 | 18.66 | 45.88 | 54.00 | 8.12 | AV |

- Remark: 1. Measurement = Reading Level + Correct Factor.
2. If Peak Result complies with AV limit, AV Result is deemed to comply with AV limit.
3. Test setup: RBW: 1 MHz, VBW: 3 MHz, Sweep time: auto.
4. Peak: Peak detector.
5. AVG: VBW refer to section 6.1.
6. For above 6.5GHz part, filter losses were only considered in the spurious frequency bands and the authorized band were not corrected for HPF losses. The proper operation of the transmitter prior to adding the filter to the measurement chain.
7. Only the worst case emission was recorded, if it complies with the limit, the other emissions deemed to comply with the limit.
8. Since non-restricted band peak emissions are less than the average limit, they also comply with the -27dBm/MHz (68.2dBuV/m) limit.

| Test Mode | Channel | Polarization | Verdict |
|-----------|---------|--------------|---------|
| 11AC20 | 5260 | Vertical | PASS |



PK Result:

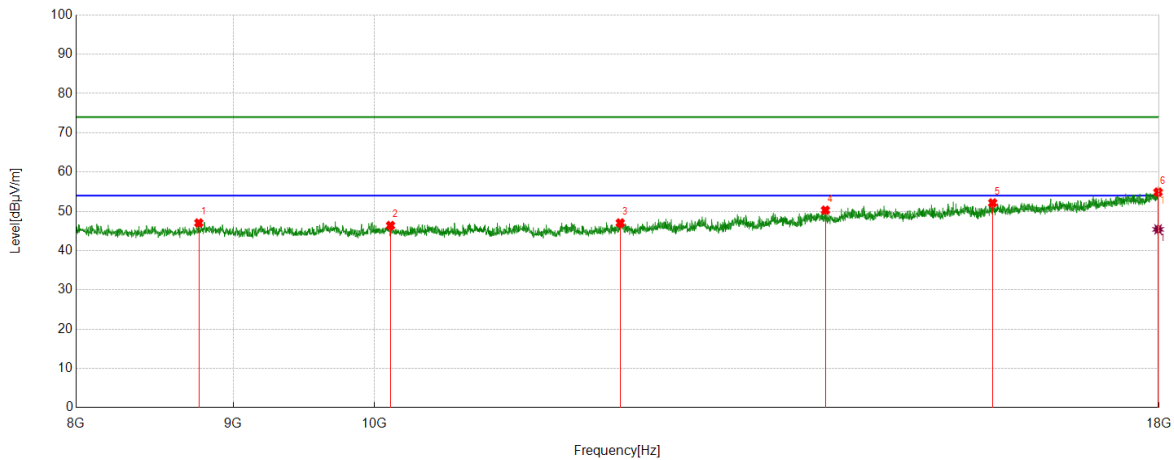
| No. | Frequency [MHz] | Reading Level [dBuV] | Correct Factor [dB/m] | Result [dBuV/m] | Limit [dBuV/m] | Margin [dB] | Remark |
|-----|--------------------|-------------------------|--------------------------|--------------------|-------------------|----------------|--------|
| 1 | 8785.1309 | 43.41 | 3.34 | 46.75 | 74.00 | 27.25 | peak |
| 2 | 10100.3501 | 41.94 | 4.55 | 46.49 | 74.00 | 27.51 | peak |
| 3 | 12242.3737 | 40.08 | 6.79 | 46.87 | 74.00 | 27.13 | peak |
| 4 | 14156.026 | 38.34 | 11.11 | 49.45 | 74.00 | 24.55 | peak |
| 5 | 15776.296 | 41.71 | 13.56 | 55.27 | 74.00 | 18.73 | peak |
| 6 | 18000 | 37.00 | 18.69 | 55.69 | 74.00 | 18.31 | peak |

AV Result:

| No. | Frequency [MHz] | Reading Level [dBuV] | Correct Factor [dB/m] | Result [dBuV/m] | Limit [dBuV/m] | Margin [dB] | Remark |
|-----|--------------------|-------------------------|--------------------------|--------------------|-------------------|----------------|--------|
| 1 | 15776.296 | 28.48 | 13.56 | 42.04 | 54.00 | 11.96 | AV |
| 2 | 18000 | 27.36 | 18.69 | 46.05 | 54.00 | 7.95 | AV |

- Remark: 1. Measurement = Reading Level + Correct Factor.
2. If Peak Result complies with AV limit, AV Result is deemed to comply with AV limit.
3. Test setup: RBW: 1 MHz, VBW: 3 MHz, Sweep time: auto.
4. Peak: Peak detector.
5. AVG: VBW refer to section 6.1.
6. For above 6.5GHz part, filter losses were only considered in the spurious frequency bands and the authorized band were not corrected for HPF losses. The proper operation of the transmitter prior to adding the filter to the measurement chain.
7. Only the worst case emission was recorded, if it complies with the limit, the other emissions deemed to comply with the limit.
8. Since non-restricted band peak emissions are less than the average limit, they also comply with the -27dBm/MHz (68.2dBuV/m) limit.

| Test Mode | Channel | Polarization | Verdict |
|-----------|---------|--------------|---------|
| 11AC20 | 5280 | Horizontal | PASS |



PK Result:

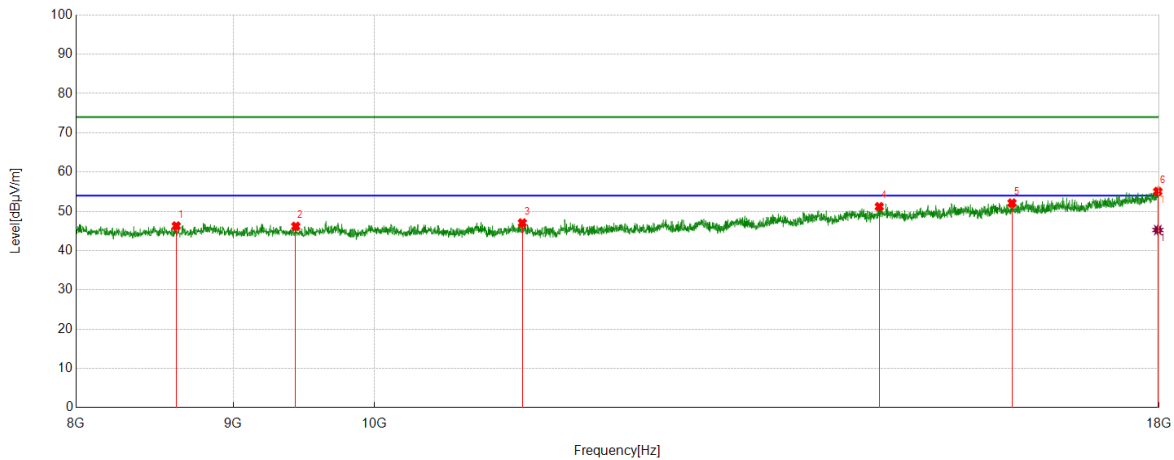
| No. | Frequency [MHz] | Reading Level [dBuV] | Correct Factor [dB/m] | Result [dBuV/m] | Limit [dBuV/m] | Margin [dB] | Remark |
|-----|--------------------|-------------------------|--------------------------|--------------------|-------------------|----------------|--------|
| 1 | 8770.1284 | 43.61 | 3.43 | 47.04 | 74.00 | 26.96 | peak |
| 2 | 10123.6873 | 42.15 | 4.24 | 46.39 | 74.00 | 27.61 | peak |
| 3 | 12024.004 | 40.39 | 6.66 | 47.05 | 74.00 | 26.95 | peak |
| 4 | 14021.0035 | 39.40 | 10.89 | 50.29 | 74.00 | 23.71 | peak |
| 5 | 15891.3152 | 38.65 | 13.50 | 52.15 | 74.00 | 21.85 | peak |
| 6 | 17986.6644 | 36.32 | 18.57 | 54.89 | 74.00 | 19.11 | peak |

AV Result:

| No. | Frequency [MHz] | Reading Level [dBuV] | Correct Factor [dB/m] | Result [dBuV/m] | Limit [dBuV/m] | Margin [dB] | Remark |
|-----|--------------------|-------------------------|--------------------------|--------------------|-------------------|----------------|--------|
| 1 | 17986.6644 | 26.84 | 18.57 | 45.41 | 54.00 | 8.59 | AV |

- Remark: 1. Measurement = Reading Level + Correct Factor.
2. If Peak Result complies with AV limit, AV Result is deemed to comply with AV limit.
3. Test setup: RBW: 1 MHz, VBW: 3 MHz, Sweep time: auto.
4. Peak: Peak detector.
5. AVG: VBW refer to section 6.1.
6. For above 6.5GHz part, filter losses were only considered in the spurious frequency bands and the authorized band were not corrected for HPF losses. The proper operation of the transmitter prior to adding the filter to the measurement chain.
7. Only the worst case emission was recorded, if it complies with the limit, the other emissions deemed to comply with the limit.
8. Since non-restricted band peak emissions are less than the average limit, they also comply with the -27dBm/MHz (68.2dBuV/m) limit.

| Test Mode | Channel | Polarization | Verdict |
|-----------|---------|--------------|---------|
| 11AC20 | 5280 | Vertical | PASS |



PK Result:

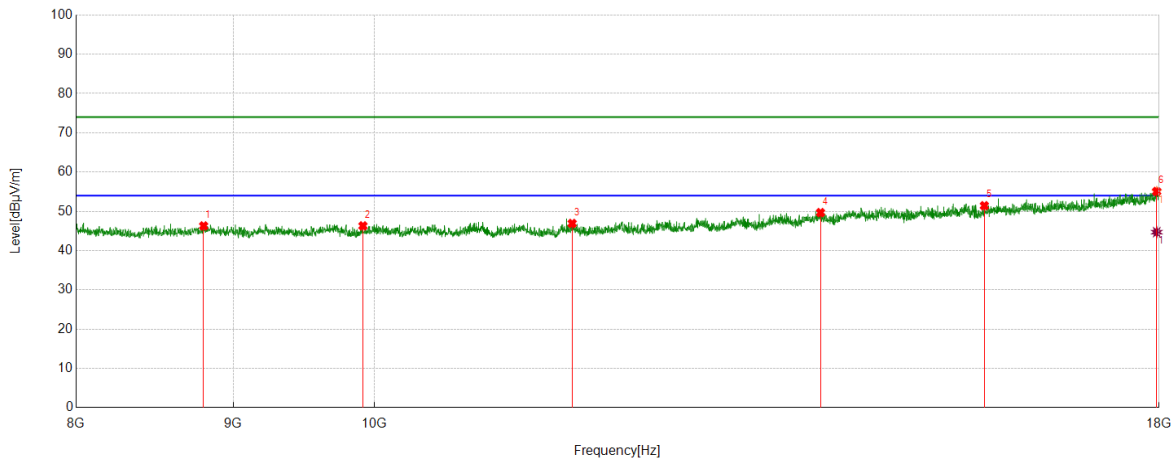
| No. | Frequency [MHz] | Reading Level [dBuV] | Correct Factor [dB/m] | Result [dBuV/m] | Limit [dBuV/m] | Margin [dB] | Remark |
|-----|--------------------|-------------------------|--------------------------|--------------------|-------------------|----------------|--------|
| 1 | 8623.4372 | 43.27 | 3.01 | 46.28 | 74.00 | 27.72 | peak |
| 2 | 9430.2384 | 42.48 | 3.69 | 46.17 | 74.00 | 27.83 | peak |
| 3 | 11173.8623 | 41.64 | 5.41 | 47.05 | 74.00 | 26.95 | peak |
| 4 | 14597.7663 | 39.46 | 11.73 | 51.19 | 74.00 | 22.81 | peak |
| 5 | 16123.0205 | 38.38 | 13.73 | 52.11 | 74.00 | 21.89 | peak |
| 6 | 17983.3306 | 36.46 | 18.60 | 55.06 | 74.00 | 18.94 | peak |

AV Result:

| No. | Frequency [MHz] | Reading Level [dBuV] | Correct Factor [dB/m] | Result [dBuV/m] | Limit [dBuV/m] | Margin [dB] | Remark |
|-----|--------------------|-------------------------|--------------------------|--------------------|-------------------|----------------|--------|
| 1 | 17983.3306 | 26.64 | 18.60 | 45.24 | 54.00 | 8.76 | AV |

- Remark: 1. Measurement = Reading Level + Correct Factor.
2. If Peak Result complies with AV limit, AV Result is deemed to comply with AV limit.
3. Test setup: RBW: 1 MHz, VBW: 3 MHz, Sweep time: auto.
4. Peak: Peak detector.
5. AVG: VBW refer to section 6.1.
6. For above 6.5GHz part, filter losses were only considered in the spurious frequency bands and the authorized band were not corrected for HPF losses. The proper operation of the transmitter prior to adding the filter to the measurement chain.
7. Only the worst case emission was recorded, if it complies with the limit, the other emissions deemed to comply with the limit.
8. Since non-restricted band peak emissions are less than the average limit, they also comply with the -27dBm/MHz (68.2dBuV/m) limit.

| Test Mode | Channel | Polarization | Verdict |
|-----------|---------|--------------|---------|
| 11AC20 | 5320 | Horizontal | PASS |



PK Result:

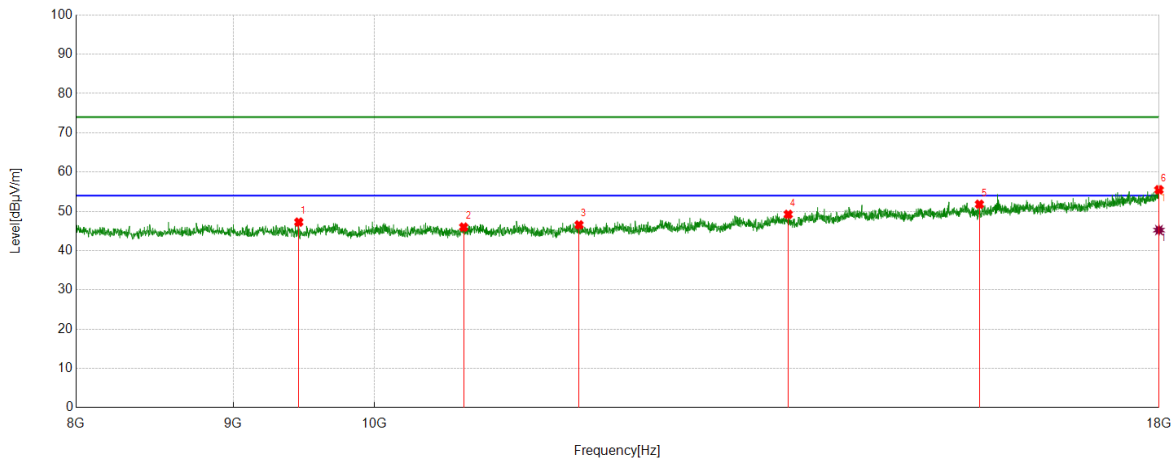
| No. | Frequency | Reading Level | Correct Factor | Result | Limit | Margin | Remark |
|-----|------------|---------------|----------------|----------|----------|--------|--------|
| | [MHz] | [dBuV] | [dB/m] | [dBuV/m] | [dBuV/m] | [dB] | |
| 1 | 8801.8003 | 42.60 | 3.68 | 46.28 | 74.00 | 27.72 | peak |
| 2 | 9916.9862 | 42.01 | 4.28 | 46.29 | 74.00 | 27.71 | peak |
| 3 | 11598.9332 | 41.36 | 5.55 | 46.91 | 74.00 | 27.09 | peak |
| 4 | 13969.3282 | 38.94 | 10.73 | 49.67 | 74.00 | 24.33 | peak |
| 5 | 15792.9655 | 38.07 | 13.36 | 51.43 | 74.00 | 22.57 | peak |
| 6 | 17968.3281 | 36.42 | 18.64 | 55.06 | 74.00 | 18.94 | peak |

AV Result:

| No. | Frequency | Reading Level | Correct Factor | Result | Limit | Margin | Remark |
|-----|------------|---------------|----------------|----------|----------|--------|--------|
| | [MHz] | [dBuV] | [dB/m] | [dBuV/m] | [dBuV/m] | [dB] | |
| 1 | 17968.3281 | 26.05 | 18.64 | 44.69 | 54.00 | 9.31 | AV |

- Remark: 1. Measurement = Reading Level + Correct Factor.
2. If Peak Result complies with AV limit, AV Result is deemed to comply with AV limit.
3. Test setup: RBW: 1 MHz, VBW: 3 MHz, Sweep time: auto.
4. Peak: Peak detector.
5. AVG: VBW refer to section 6.1.
6. For above 6.5GHz part, filter losses were only considered in the spurious frequency bands and the authorized band were not corrected for HPF losses. The proper operation of the transmitter prior to adding the filter to the measurement chain.
7. Only the worst case emission was recorded, if it complies with the limit, the other emissions deemed to comply with the limit.
8. Since non-restricted band peak emissions are less than the average limit, they also comply with the -27dBm/MHz (68.2dBuV/m) limit.

| Test Mode | Channel | Polarization | Verdict |
|-----------|---------|--------------|---------|
| 11AC20 | 5320 | Vertical | PASS |



PK Result:

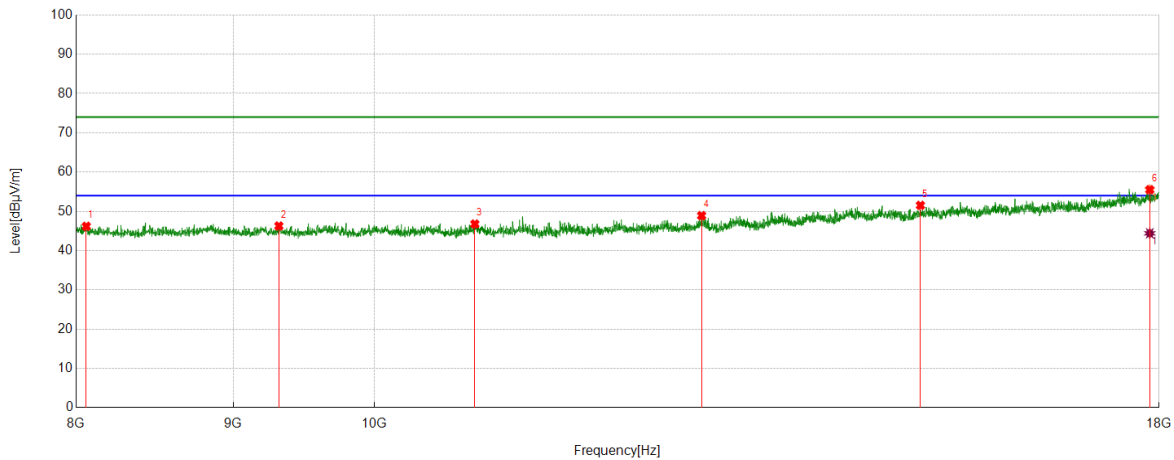
| No. | Frequency [MHz] | Reading Level [dBuV] | Correct Factor [dB/m] | Result [dBuV/m] | Limit [dBuV/m] | Margin [dB] | Remark |
|-----|--------------------|-------------------------|--------------------------|--------------------|-------------------|----------------|--------|
| 1 | 9451.9087 | 43.72 | 3.53 | 47.25 | 74.00 | 26.75 | peak |
| 2 | 10693.7823 | 41.47 | 4.51 | 45.98 | 74.00 | 28.02 | peak |
| 3 | 11658.9432 | 40.43 | 6.12 | 46.55 | 74.00 | 27.45 | peak |
| 4 | 13635.9393 | 39.64 | 9.59 | 49.23 | 74.00 | 24.77 | peak |
| 5 | 15734.6224 | 38.99 | 12.80 | 51.79 | 74.00 | 22.21 | peak |
| 6 | 17998.3331 | 36.83 | 18.66 | 55.49 | 74.00 | 18.51 | peak |

AV Result:

| No. | Frequency [MHz] | Reading Level [dBuV] | Correct Factor [dB/m] | Result [dBuV/m] | Limit [dBuV/m] | Margin [dB] | Remark |
|-----|--------------------|-------------------------|--------------------------|--------------------|-------------------|----------------|--------|
| 1 | 17998.3331 | 26.56 | 18.66 | 45.22 | 54.00 | 8.78 | AV |

- Remark: 1. Measurement = Reading Level + Correct Factor.
2. If Peak Result complies with AV limit, AV Result is deemed to comply with AV limit.
3. Test setup: RBW: 1 MHz, VBW: 3 MHz, Sweep time: auto.
4. Peak: Peak detector.
5. AVG: VBW refer to section 6.1.
6. For above 6.5GHz part, filter losses were only considered in the spurious frequency bands and the authorized band were not corrected for HPF losses. The proper operation of the transmitter prior to adding the filter to the measurement chain.
7. Only the worst case emission was recorded, if it complies with the limit, the other emissions deemed to comply with the limit.
8. Since non-restricted band peak emissions are less than the average limit, they also comply with the -27dBm/MHz (68.2dBuV/m) limit.

| Test Mode | Channel | Polarization | Verdict |
|-----------|---------|--------------|---------|
| 11AC20 | 5500 | Horizontal | PASS |



PK Result:

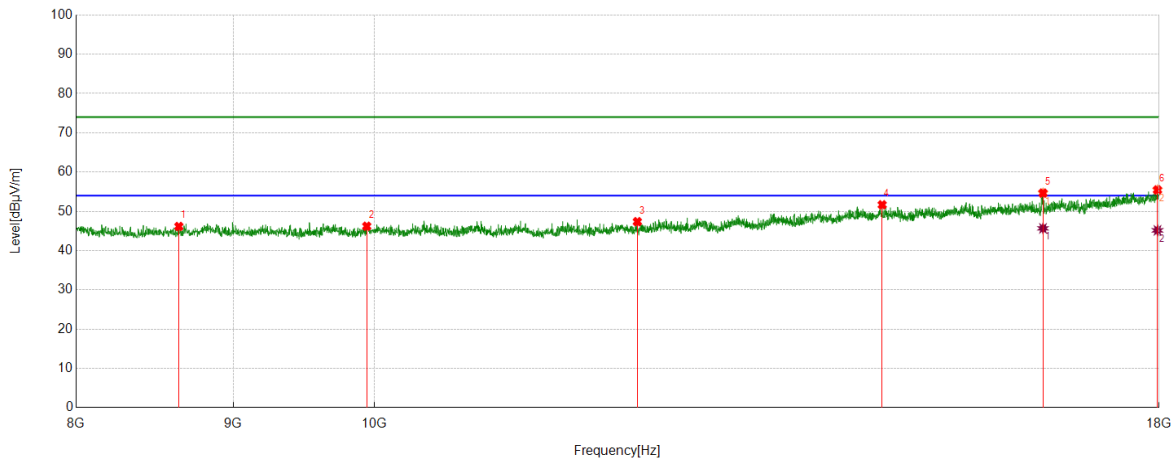
| No. | Frequency [MHz] | Reading Level [dBuV] | Correct Factor [dB/m] | Result [dBuV/m] | Limit [dBuV/m] | Margin [dB] | Remark |
|-----|--------------------|-------------------------|--------------------------|--------------------|-------------------|----------------|--------|
| 1 | 8061.6769 | 42.49 | 3.69 | 46.18 | 74.00 | 27.82 | peak |
| 2 | 9311.8853 | 43.00 | 3.27 | 46.27 | 74.00 | 27.73 | peak |
| 3 | 10783.7973 | 42.04 | 4.73 | 46.77 | 74.00 | 27.23 | peak |
| 4 | 12779.1299 | 41.25 | 7.66 | 48.91 | 74.00 | 25.09 | peak |
| 5 | 15054.5091 | 39.35 | 12.17 | 51.52 | 74.00 | 22.48 | peak |
| 6 | 17874.9792 | 36.81 | 18.70 | 55.51 | 74.00 | 18.49 | peak |

AV Result:

| No. | Frequency [MHz] | Reading Level [dBuV] | Correct Factor [dB/m] | Result [dBuV/m] | Limit [dBuV/m] | Margin [dB] | Remark |
|-----|--------------------|-------------------------|--------------------------|--------------------|-------------------|----------------|--------|
| 1 | 17874.9792 | 25.70 | 18.70 | 44.40 | 54.00 | 9.60 | AV |

- Remark: 1. Measurement = Reading Level + Correct Factor.
2. If Peak Result complies with AV limit, AV Result is deemed to comply with AV limit.
3. Test setup: RBW: 1 MHz, VBW: 3 MHz, Sweep time: auto.
4. Peak: Peak detector.
5. AVG: VBW refer to section 6.1.
6. For above 6.5GHz part, filter losses were only considered in the spurious frequency bands and the authorized band were not corrected for HPF losses. The proper operation of the transmitter prior to adding the filter to the measurement chain.
7. Only the worst case emission was recorded, if it complies with the limit, the other emissions deemed to comply with the limit.
8. Since non-restricted band peak emissions are less than the average limit, they also comply with the -27dBm/MHz (68.2dBuV/m) limit.

| Test Mode | Channel | Polarization | Verdict |
|-----------|---------|--------------|---------|
| 11AC20 | 5500 | Vertical | PASS |



PK Result:

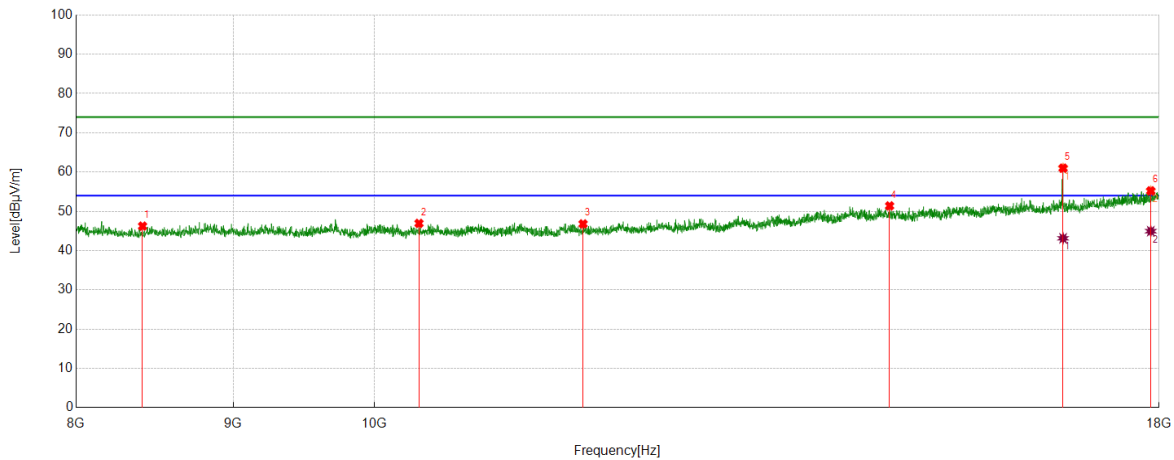
| No. | Frequency [MHz] | Reading Level [dBuV] | Correct Factor [dB/m] | Result [dBuV/m] | Limit [dBuV/m] | Margin [dB] | Remark |
|-----|--------------------|-------------------------|--------------------------|--------------------|-------------------|----------------|--------|
| 1 | 8640.1067 | 42.77 | 3.38 | 46.15 | 74.00 | 27.85 | peak |
| 2 | 9945.3242 | 41.99 | 4.21 | 46.20 | 74.00 | 27.80 | peak |
| 3 | 12179.0298 | 40.40 | 6.96 | 47.36 | 74.00 | 26.64 | peak |
| 4 | 14629.4382 | 39.85 | 11.81 | 51.66 | 74.00 | 22.34 | peak |
| 5 | 16501.4169 | 40.63 | 14.02 | 54.65 | 74.00 | 19.35 | peak |
| 6 | 17978.3297 | 36.81 | 18.64 | 55.45 | 74.00 | 18.55 | peak |

AV Result:

| No. | Frequency [MHz] | Reading Level [dBuV] | Correct Factor [dB/m] | Result [dBuV/m] | Limit [dBuV/m] | Margin [dB] | Remark |
|-----|--------------------|-------------------------|--------------------------|--------------------|-------------------|----------------|--------|
| 1 | 16501.4169 | 31.64 | 14.02 | 45.66 | 54.00 | 8.34 | AV |
| 2 | 17978.3297 | 26.51 | 18.64 | 45.15 | 54.00 | 8.85 | AV |

- Remark: 1. Measurement = Reading Level + Correct Factor.
2. If Peak Result complies with AV limit, AV Result is deemed to comply with AV limit.
3. Test setup: RBW: 1 MHz, VBW: 3 MHz, Sweep time: auto.
4. Peak: Peak detector.
5. AVG: VBW refer to section 6.1.
6. For above 6.5GHz part, filter losses were only considered in the spurious frequency bands and the authorized band were not corrected for HPF losses. The proper operation of the transmitter prior to adding the filter to the measurement chain.
7. Only the worst case emission was recorded, if it complies with the limit, the other emissions deemed to comply with the limit.
8. Since non-restricted band peak emissions are less than the average limit, they also comply with the -27dBm/MHz (68.2dBuV/m) limit.

| Test Mode | Channel | Polarization | Verdict |
|-----------|---------|--------------|---------|
| 11AC20 | 5580 | Horizontal | PASS |



PK Result:

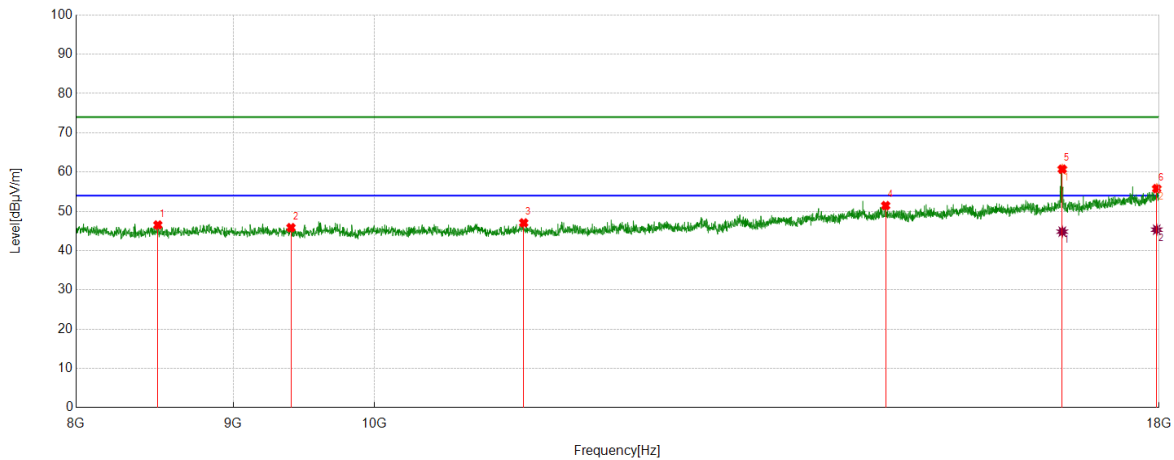
| No. | Frequency [MHz] | Reading Level [dBuV] | Correct Factor [dB/m] | Result [dBuV/m] | Limit [dBuV/m] | Margin [dB] | Remark |
|-----|--------------------|-------------------------|--------------------------|--------------------|-------------------|----------------|--------|
| 1 | 8408.4014 | 43.41 | 2.82 | 46.23 | 74.00 | 27.77 | peak |
| 2 | 10342.057 | 42.64 | 4.29 | 46.93 | 74.00 | 27.07 | peak |
| 3 | 11693.949 | 40.61 | 6.18 | 46.79 | 74.00 | 27.21 | peak |
| 4 | 14711.1185 | 39.29 | 12.09 | 51.38 | 74.00 | 22.62 | peak |
| 5 | 16751.4586 | 45.99 | 15.00 | 60.99 | 74.00 | 13.01 | peak |
| 6 | 17888.3147 | 36.25 | 18.96 | 55.21 | 74.00 | 18.79 | peak |

AV Result:

| No. | Frequency [MHz] | Reading Level [dBuV] | Correct Factor [dB/m] | Result [dBuV/m] | Limit [dBuV/m] | Margin [dB] | Remark |
|-----|--------------------|-------------------------|--------------------------|--------------------|-------------------|----------------|--------|
| 1 | 16751.4586 | 28.13 | 15.00 | 43.13 | 54.00 | 10.87 | AV |
| 2 | 17888.3147 | 25.99 | 18.96 | 44.95 | 54.00 | 9.05 | AV |

- Remark: 1. Measurement = Reading Level + Correct Factor.
2. If Peak Result complies with AV limit, AV Result is deemed to comply with AV limit.
3. Test setup: RBW: 1 MHz, VBW: 3 MHz, Sweep time: auto.
4. Peak: Peak detector.
5. AVG: VBW refer to section 6.1.
6. For above 6.5GHz part, filter losses were only considered in the spurious frequency bands and the authorized band were not corrected for HPF losses. The proper operation of the transmitter prior to adding the filter to the measurement chain.
7. Only the worst case emission was recorded, if it complies with the limit, the other emissions deemed to comply with the limit.
8. Since non-restricted band peak emissions are less than the average limit, they also comply with the -27dBm/MHz (68.2dBuV/m) limit.

| Test Mode | Channel | Polarization | Verdict |
|-----------|---------|--------------|---------|
| 11AC20 | 5580 | Vertical | PASS |



PK Result:

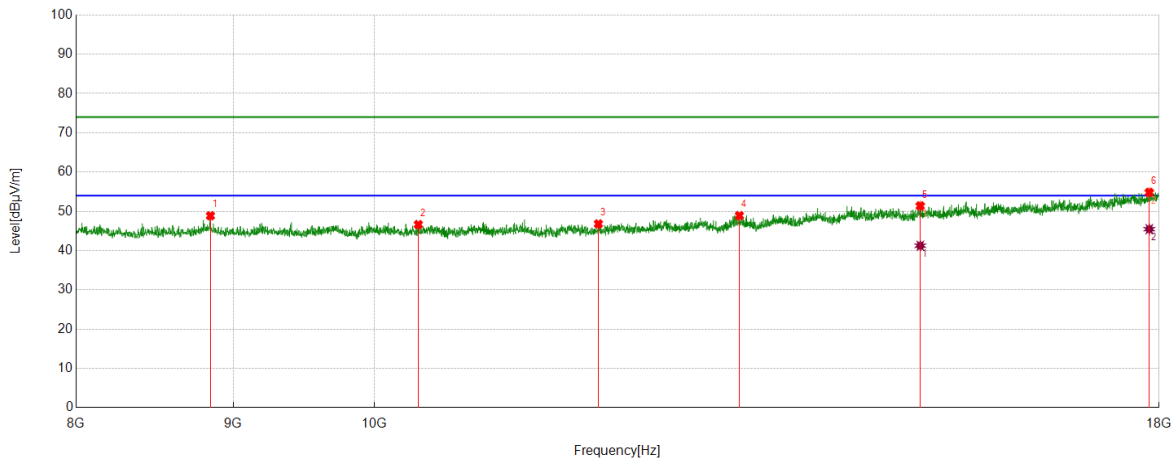
| No. | Frequency [MHz] | Reading Level [dBuV] | Correct Factor [dB/m] | Result [dBuV/m] | Limit [dBuV/m] | Margin [dB] | Remark |
|-----|--------------------|-------------------------|--------------------------|--------------------|-------------------|----------------|--------|
| 1 | 8505.0842 | 43.64 | 2.88 | 46.52 | 74.00 | 27.48 | peak |
| 2 | 9396.8995 | 42.07 | 3.77 | 45.84 | 74.00 | 28.16 | peak |
| 3 | 11185.5309 | 41.65 | 5.41 | 47.06 | 74.00 | 26.94 | peak |
| 4 | 14667.778 | 39.77 | 11.68 | 51.45 | 74.00 | 22.55 | peak |
| 5 | 16741.4569 | 45.62 | 15.12 | 60.74 | 74.00 | 13.26 | peak |
| 6 | 17968.3281 | 37.15 | 18.64 | 55.79 | 74.00 | 18.21 | peak |

AV Result:

| No. | Frequency [MHz] | Reading Level [dBuV] | Correct Factor [dB/m] | Result [dBuV/m] | Limit [dBuV/m] | Margin [dB] | Remark |
|-----|--------------------|-------------------------|--------------------------|--------------------|-------------------|----------------|--------|
| 1 | 16741.4569 | 29.71 | 15.12 | 44.83 | 54.00 | 9.17 | AV |
| 2 | 17968.3281 | 26.68 | 18.64 | 45.32 | 54.00 | 8.68 | AV |

- Remark: 1. Measurement = Reading Level + Correct Factor.
2. If Peak Result complies with AV limit, AV Result is deemed to comply with AV limit.
3. Test setup: RBW: 1 MHz, VBW: 3 MHz, Sweep time: auto.
4. Peak: Peak detector.
5. AVG: VBW refer to section 6.1.
6. For above 6.5GHz part, filter losses were only considered in the spurious frequency bands and the authorized band were not corrected for HPF losses. The proper operation of the transmitter prior to adding the filter to the measurement chain.
7. Only the worst case emission was recorded, if it complies with the limit, the other emissions deemed to comply with the limit.
8. Since non-restricted band peak emissions are less than the average limit, they also comply with the -27dBm/MHz (68.2dBuV/m) limit.

| Test Mode | Channel | Polarization | Verdict |
|-----------|---------|--------------|---------|
| 11AC20 | 5700 | Horizontal | PASS |



PK Result:

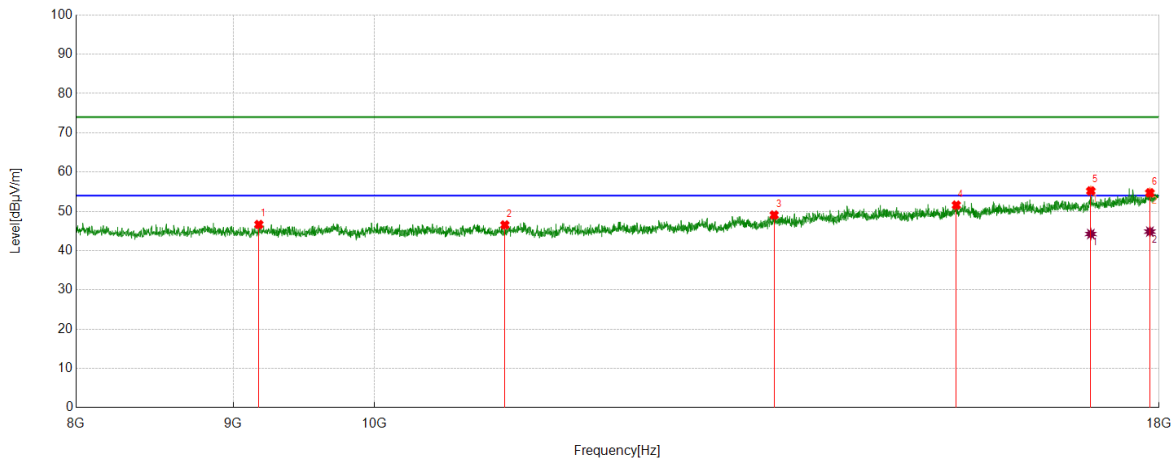
| No. | Frequency [MHz] | Reading Level [dBuV] | Correct Factor [dB/m] | Result [dBuV/m] | Limit [dBuV/m] | Margin [dB] | Remark |
|-----|--------------------|-------------------------|--------------------------|--------------------|-------------------|----------------|--------|
| 1 | 8846.8078 | 45.10 | 3.77 | 48.87 | 74.00 | 25.13 | peak |
| 2 | 10337.0562 | 42.27 | 4.36 | 46.63 | 74.00 | 27.37 | peak |
| 3 | 11828.9715 | 40.49 | 6.31 | 46.80 | 74.00 | 27.20 | peak |
| 4 | 13145.8576 | 40.55 | 8.36 | 48.91 | 74.00 | 25.09 | peak |
| 5 | 15052.8421 | 39.25 | 12.14 | 51.39 | 74.00 | 22.61 | peak |
| 6 | 17868.3114 | 36.15 | 18.67 | 54.82 | 74.00 | 19.18 | peak |

AV Result:

| No. | Frequency [MHz] | Reading Level [dBuV] | Correct Factor [dB/m] | Result [dBuV/m] | Limit [dBuV/m] | Margin [dB] | Remark |
|-----|--------------------|-------------------------|--------------------------|--------------------|-------------------|----------------|--------|
| 1 | 15052.8421 | 29.10 | 12.14 | 41.24 | 54.00 | 12.76 | AV |
| 2 | 17868.3114 | 26.79 | 18.67 | 45.46 | 54.00 | 8.54 | AV |

- Remark: 1. Measurement = Reading Level + Correct Factor.
2. If Peak Result complies with AV limit, AV Result is deemed to comply with AV limit.
3. Test setup: RBW: 1 MHz, VBW: 3 MHz, Sweep time: auto.
4. Peak: Peak detector.
5. AVG: VBW refer to section 6.1.
6. For above 6.5GHz part, filter losses were only considered in the spurious frequency bands and the authorized band were not corrected for HPF losses. The proper operation of the transmitter prior to adding the filter to the measurement chain.
7. Only the worst case emission was recorded, if it complies with the limit, the other emissions deemed to comply with the limit.
8. Since non-restricted band peak emissions are less than the average limit, they also comply with the -27dBm/MHz (68.2dBuV/m) limit.

| Test Mode | Channel | Polarization | Verdict |
|-----------|---------|--------------|---------|
| 11AC20 | 5700 | Vertical | PASS |



PK Result:

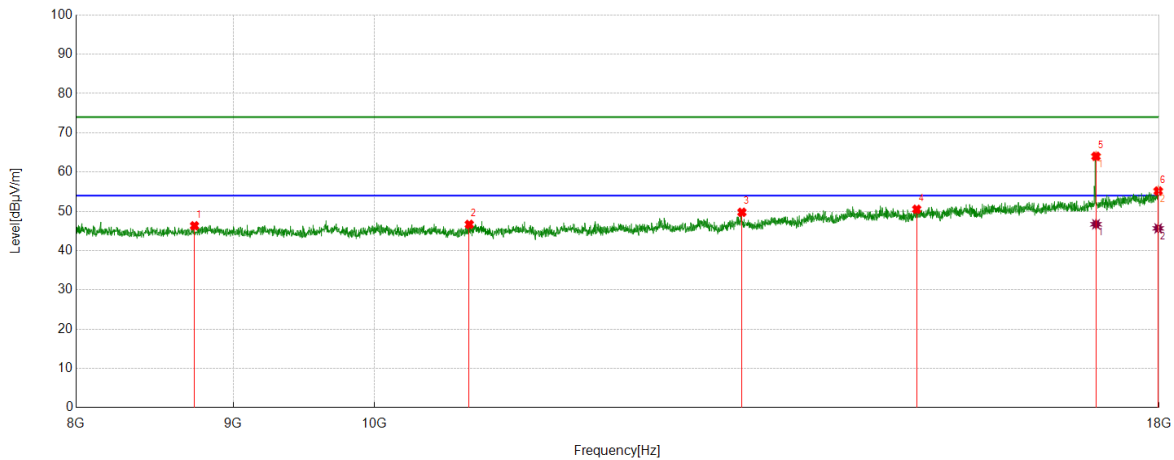
| No. | Frequency [MHz] | Reading Level [dBuV] | Correct Factor [dB/m] | Result [dBuV/m] | Limit [dBuV/m] | Margin [dB] | Remark |
|-----|--------------------|-------------------------|--------------------------|--------------------|-------------------|----------------|--------|
| 1 | 9173.5289 | 43.24 | 3.40 | 46.64 | 74.00 | 27.36 | peak |
| 2 | 11028.8381 | 41.45 | 5.08 | 46.53 | 74.00 | 27.47 | peak |
| 3 | 13492.5821 | 40.00 | 9.06 | 49.06 | 74.00 | 24.94 | peak |
| 4 | 15464.5774 | 38.75 | 12.83 | 51.58 | 74.00 | 22.42 | peak |
| 5 | 17103.1839 | 39.89 | 15.31 | 55.20 | 74.00 | 18.80 | peak |
| 6 | 17876.6461 | 35.99 | 18.73 | 54.72 | 74.00 | 19.28 | peak |

AV Result:

| No. | Frequency [MHz] | Reading Level [dBuV] | Correct Factor [dB/m] | Result [dBuV/m] | Limit [dBuV/m] | Margin [dB] | Remark |
|-----|--------------------|-------------------------|--------------------------|--------------------|-------------------|----------------|--------|
| 1 | 17103.1839 | 28.92 | 15.31 | 44.23 | 54.00 | 9.77 | AV |
| 2 | 17876.6461 | 26.11 | 18.73 | 44.84 | 54.00 | 9.16 | AV |

- Remark: 1. Measurement = Reading Level + Correct Factor.
2. If Peak Result complies with AV limit, AV Result is deemed to comply with AV limit.
3. Test setup: RBW: 1 MHz, VBW: 3 MHz, Sweep time: auto.
4. Peak: Peak detector.
5. AVG: VBW refer to section 6.1.
6. For above 6.5GHz part, filter losses were only considered in the spurious frequency bands and the authorized band were not corrected for HPF losses. The proper operation of the transmitter prior to adding the filter to the measurement chain.
7. Only the worst case emission was recorded, if it complies with the limit, the other emissions deemed to comply with the limit.
8. Since non-restricted band peak emissions are less than the average limit, they also comply with the -27dBm/MHz (68.2dBuV/m) limit.

| Test Mode | Channel | Polarization | Verdict |
|-----------|---------|--------------|---------|
| 11AC20 | 5720 | Horizontal | PASS |



PK Result:

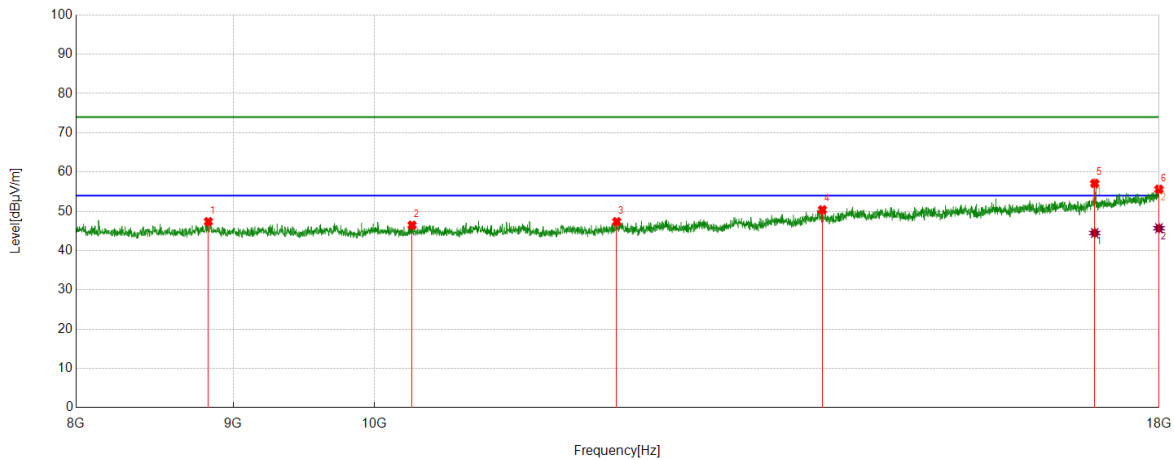
| No. | Frequency [MHz] | Reading Level [dBuV] | Correct Factor [dB/m] | Result [dBuV/m] | Limit [dBuV/m] | Margin [dB] | Remark |
|-----|--------------------|-------------------------|--------------------------|--------------------|-------------------|----------------|--------|
| 1 | 8741.7903 | 42.97 | 3.35 | 46.32 | 74.00 | 27.68 | peak |
| 2 | 10738.7898 | 42.10 | 4.57 | 46.67 | 74.00 | 27.33 | peak |
| 3 | 13170.8618 | 41.41 | 8.35 | 49.76 | 74.00 | 24.24 | peak |
| 4 | 15012.8355 | 38.66 | 11.86 | 50.52 | 74.00 | 23.48 | peak |
| 5 | 17169.8616 | 48.36 | 15.65 | 64.01 | 74.00 | 9.99 | peak |
| 6 | 17988.3314 | 36.63 | 18.54 | 55.17 | 74.00 | 18.83 | peak |

AV Result:

| No. | Frequency [MHz] | Reading Level [dBuV] | Correct Factor [dB/m] | Result [dBuV/m] | Limit [dBuV/m] | Margin [dB] | Remark |
|-----|--------------------|-------------------------|--------------------------|--------------------|-------------------|----------------|--------|
| 1 | 17169.8616 | 31.06 | 15.65 | 46.71 | 54.00 | 7.29 | AV |
| 2 | 17988.3314 | 27.12 | 18.54 | 45.66 | 54.00 | 8.34 | AV |

- Remark: 1. Measurement = Reading Level + Correct Factor.
2. If Peak Result complies with AV limit, AV Result is deemed to comply with AV limit.
3. Test setup: RBW: 1 MHz, VBW: 3 MHz, Sweep time: auto.
4. Peak: Peak detector.
5. AVG: VBW refer to section 6.1.
6. For above 6.5GHz part, filter losses were only considered in the spurious frequency bands and the authorized band were not corrected for HPF losses. The proper operation of the transmitter prior to adding the filter to the measurement chain.
7. Only the worst case emission was recorded, if it complies with the limit, the other emissions deemed to comply with the limit.
8. Since non-restricted band peak emissions are less than the average limit, they also comply with the -27dBm/MHz (68.2dBuV/m) limit.

| Test Mode | Channel | Polarization | Verdict |
|-----------|---------|--------------|---------|
| 11AC20 | 5720 | Vertical | PASS |



PK Result:

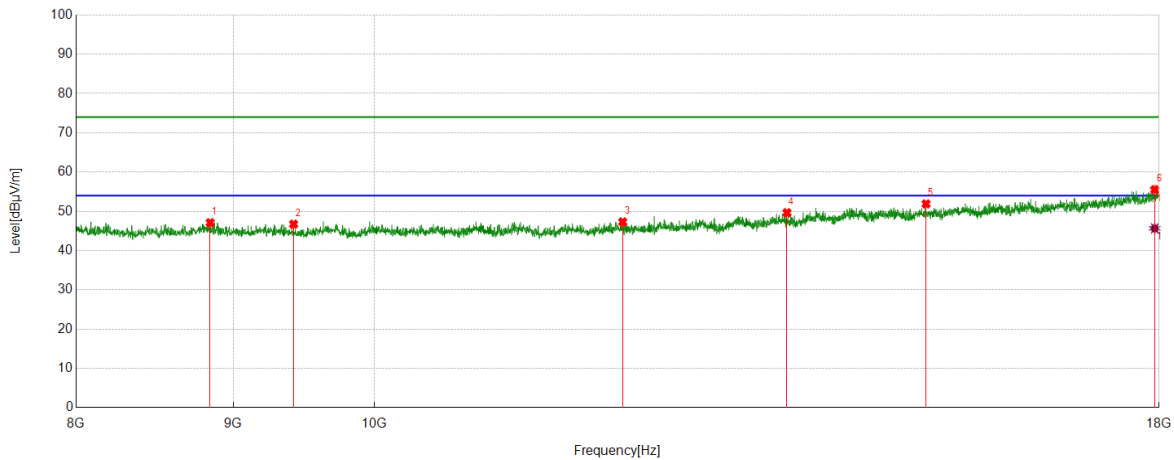
| No. | Frequency [MHz] | Reading Level [dBuV] | Correct Factor [dB/m] | Result [dBuV/m] | Limit [dBuV/m] | Margin [dB] | Remark |
|-----|--------------------|-------------------------|--------------------------|--------------------|-------------------|----------------|--------|
| 1 | 8833.4722 | 43.67 | 3.71 | 47.38 | 74.00 | 26.62 | peak |
| 2 | 10288.7148 | 41.76 | 4.70 | 46.46 | 74.00 | 27.54 | peak |
| 3 | 11992.3321 | 40.83 | 6.54 | 47.37 | 74.00 | 26.63 | peak |
| 4 | 13989.3316 | 39.55 | 10.84 | 50.39 | 74.00 | 23.61 | peak |
| 5 | 17153.1922 | 41.37 | 15.74 | 57.11 | 74.00 | 16.89 | peak |
| 6 | 17998.3331 | 36.96 | 18.66 | 55.62 | 74.00 | 18.38 | peak |

AV Result:

| No. | Frequency [MHz] | Reading Level [dBuV] | Correct Factor [dB/m] | Result [dBuV/m] | Limit [dBuV/m] | Margin [dB] | Remark |
|-----|--------------------|-------------------------|--------------------------|--------------------|-------------------|----------------|--------|
| 1 | 17153.1922 | 28.74 | 15.74 | 44.48 | 54.00 | 9.52 | AV |
| 2 | 17998.3331 | 27.03 | 18.66 | 45.69 | 54.00 | 8.31 | AV |

- Remark: 1. Measurement = Reading Level + Correct Factor.
2. If Peak Result complies with AV limit, AV Result is deemed to comply with AV limit.
3. Test setup: RBW: 1 MHz, VBW: 3 MHz, Sweep time: auto.
4. Peak: Peak detector.
5. AVG: VBW refer to section 6.1.
6. For above 6.5GHz part, filter losses were only considered in the spurious frequency bands and the authorized band were not corrected for HPF losses. The proper operation of the transmitter prior to adding the filter to the measurement chain.
7. Only the worst case emission was recorded, if it complies with the limit, the other emissions deemed to comply with the limit.
8. Since non-restricted band peak emissions are less than the average limit, they also comply with the -27dBm/MHz (68.2dBuV/m) limit.

| Test Mode | Channel | Polarization | Verdict |
|-----------|---------|--------------|---------|
| 11AC20 | 5745 | Horizontal | PASS |



PK Result:

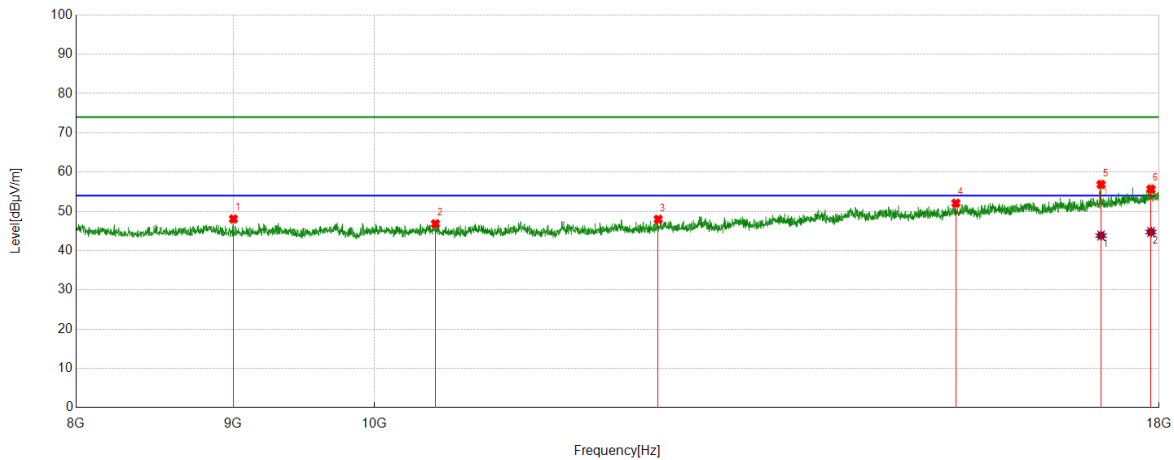
| No. | Frequency [MHz] | Reading Level [dBuV] | Correct Factor [dB/m] | Result [dBuV/m] | Limit [dBuV/m] | Margin [dB] | Remark |
|-----|--------------------|-------------------------|--------------------------|--------------------|-------------------|----------------|--------|
| 1 | 8845.1409 | 43.37 | 3.73 | 47.10 | 74.00 | 26.90 | peak |
| 2 | 9415.2359 | 43.19 | 3.55 | 46.74 | 74.00 | 27.26 | peak |
| 3 | 12045.6743 | 40.32 | 6.98 | 47.30 | 74.00 | 26.70 | peak |
| 4 | 13622.6038 | 40.37 | 9.28 | 49.65 | 74.00 | 24.35 | peak |
| 5 | 15117.853 | 39.99 | 11.90 | 51.89 | 74.00 | 22.11 | peak |
| 6 | 17941.6569 | 36.93 | 18.57 | 55.50 | 74.00 | 18.50 | peak |

AV Result:

| No. | Frequency [MHz] | Reading Level [dBuV] | Correct Factor [dB/m] | Result [dBuV/m] | Limit [dBuV/m] | Margin [dB] | Remark |
|-----|--------------------|-------------------------|--------------------------|--------------------|-------------------|----------------|--------|
| 1 | 17941.6569 | 27.09 | 18.57 | 45.66 | 54.00 | 8.34 | AV |

- Remark: 1. Measurement = Reading Level + Correct Factor.
2. If Peak Result complies with AV limit, AV Result is deemed to comply with AV limit.
3. Test setup: RBW: 1 MHz, VBW: 3 MHz, Sweep time: auto.
4. Peak: Peak detector.
5. AVG: VBW refer to section 6.1.
6. For above 6.5GHz part, filter losses were only considered in the spurious frequency bands and the authorized band were not corrected for HPF losses. The proper operation of the transmitter prior to adding the filter to the measurement chain.
7. Only the worst case emission was recorded, if it complies with the limit, the other emissions deemed to comply with the limit.
8. Since non-restricted band peak emissions are less than the average limit, they also comply with the -27dBm/MHz (68.2dBuV/m) limit.

| Test Mode | Channel | Polarization | Verdict |
|-----------|---------|--------------|---------|
| 11AC20 | 5745 | Vertical | PASS |



PK Result:

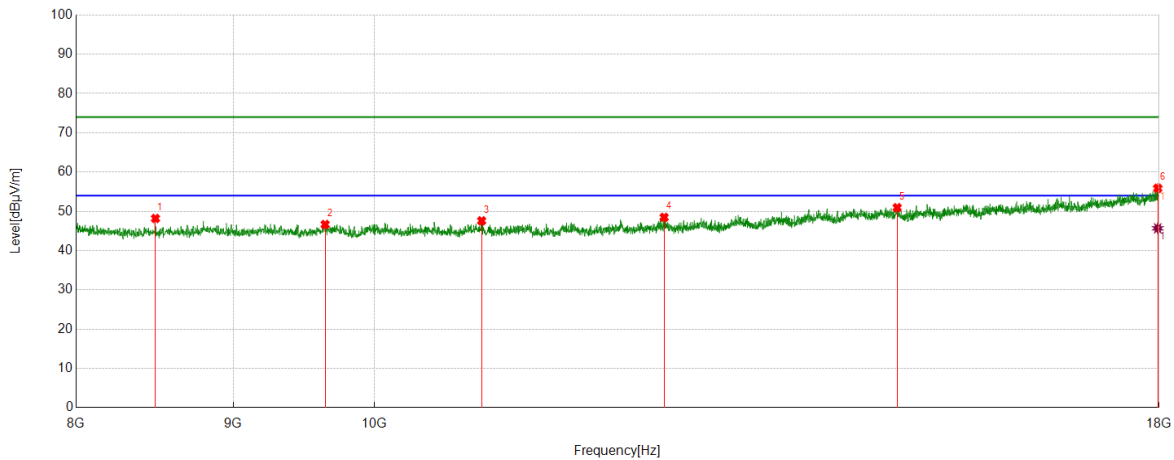
| No. | Frequency [MHz] | Reading Level [dBuV] | Correct Factor [dB/m] | Result [dBuV/m] | Limit [dBuV/m] | Margin [dB] | Remark |
|-----|--------------------|-------------------------|--------------------------|--------------------|-------------------|----------------|--------|
| 1 | 9000.1667 | 44.74 | 3.31 | 48.05 | 74.00 | 25.95 | peak |
| 2 | 10470.4117 | 42.36 | 4.47 | 46.83 | 74.00 | 27.17 | peak |
| 3 | 12370.7285 | 41.09 | 6.89 | 47.98 | 74.00 | 26.02 | peak |
| 4 | 15459.5766 | 38.96 | 13.11 | 52.07 | 74.00 | 21.93 | peak |
| 5 | 17234.8725 | 40.72 | 16.12 | 56.84 | 74.00 | 17.16 | peak |
| 6 | 17891.6486 | 36.66 | 19.00 | 55.66 | 74.00 | 18.34 | peak |

AV Result:

| No. | Frequency [MHz] | Reading Level [dBuV] | Correct Factor [dB/m] | Result [dBuV/m] | Limit [dBuV/m] | Margin [dB] | Remark |
|-----|--------------------|-------------------------|--------------------------|--------------------|-------------------|----------------|--------|
| 1 | 17234.8725 | 27.70 | 16.12 | 43.82 | 54.00 | 10.18 | AV |
| 2 | 17891.6486 | 25.73 | 19.00 | 44.73 | 54.00 | 9.27 | AV |

- Remark: 1. Measurement = Reading Level + Correct Factor.
2. If Peak Result complies with AV limit, AV Result is deemed to comply with AV limit.
3. Test setup: RBW: 1 MHz, VBW: 3 MHz, Sweep time: auto.
4. Peak: Peak detector.
5. AVG: VBW refer to section 6.1.
6. For above 6.5GHz part, filter losses were only considered in the spurious frequency bands and the authorized band were not corrected for HPF losses. The proper operation of the transmitter prior to adding the filter to the measurement chain.
7. Only the worst case emission was recorded, if it complies with the limit, the other emissions deemed to comply with the limit.
8. Since non-restricted band peak emissions are less than the average limit, they also comply with the -27dBm/MHz (68.2dBuV/m) limit.

| Test Mode | Channel | Polarization | Verdict |
|-----------|---------|--------------|---------|
| 11AC20 | 5785 | Horizontal | PASS |



PK Result:

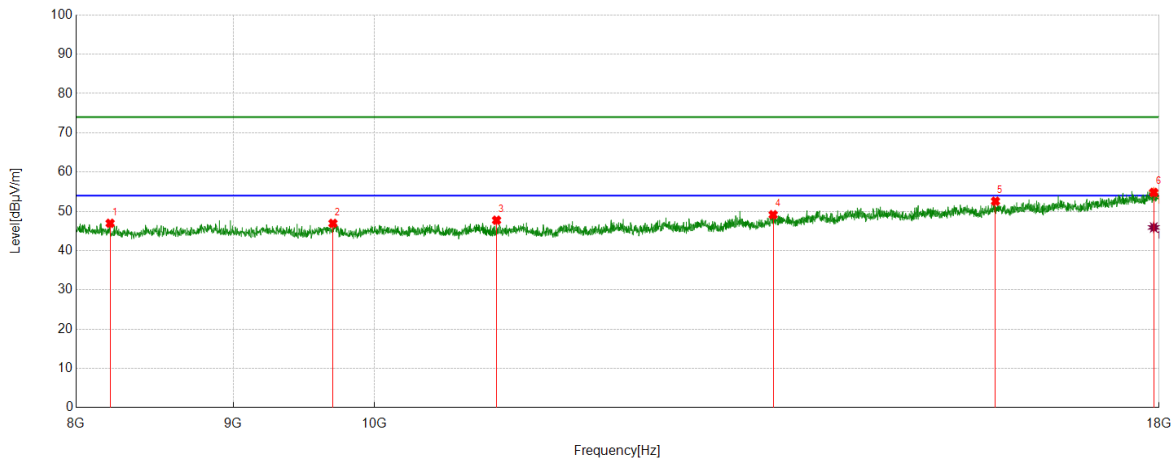
| No. | Frequency [MHz] | Reading Level [dBuV] | Correct Factor [dB/m] | Result [dBuV/m] | Limit [dBuV/m] | Margin [dB] | Remark |
|-----|--------------------|-------------------------|--------------------------|--------------------|-------------------|----------------|--------|
| 1 | 8490.0817 | 45.21 | 2.97 | 48.18 | 74.00 | 25.82 | peak |
| 2 | 9640.2734 | 42.91 | 3.75 | 46.66 | 74.00 | 27.34 | peak |
| 3 | 10838.8065 | 42.64 | 4.95 | 47.59 | 74.00 | 26.41 | peak |
| 4 | 12425.7376 | 41.61 | 6.86 | 48.47 | 74.00 | 25.53 | peak |
| 5 | 14794.4657 | 39.52 | 11.42 | 50.94 | 74.00 | 23.06 | peak |
| 6 | 17981.6636 | 37.26 | 18.62 | 55.88 | 74.00 | 18.12 | peak |

AV Result:

| No. | Frequency [MHz] | Reading Level [dBuV] | Correct Factor [dB/m] | Result [dBuV/m] | Limit [dBuV/m] | Margin [dB] | Remark |
|-----|--------------------|-------------------------|--------------------------|--------------------|-------------------|----------------|--------|
| 1 | 17981.6636 | 27.05 | 18.62 | 45.67 | 54.00 | 8.33 | AV |

- Remark: 1. Measurement = Reading Level + Correct Factor.
2. If Peak Result complies with AV limit, AV Result is deemed to comply with AV limit.
3. Test setup: RBW: 1 MHz, VBW: 3 MHz, Sweep time: auto.
4. Peak: Peak detector.
5. AVG: VBW refer to section 6.1.
6. For above 6.5GHz part, filter losses were only considered in the spurious frequency bands and the authorized band were not corrected for HPF losses. The proper operation of the transmitter prior to adding the filter to the measurement chain.
7. Only the worst case emission was recorded, if it complies with the limit, the other emissions deemed to comply with the limit.
8. Since non-restricted band peak emissions are less than the average limit, they also comply with the -27dBm/MHz (68.2dBuV/m) limit.

| Test Mode | Channel | Polarization | Verdict |
|-----------|---------|--------------|---------|
| 11AC20 | 5785 | Vertical | PASS |



PK Result:

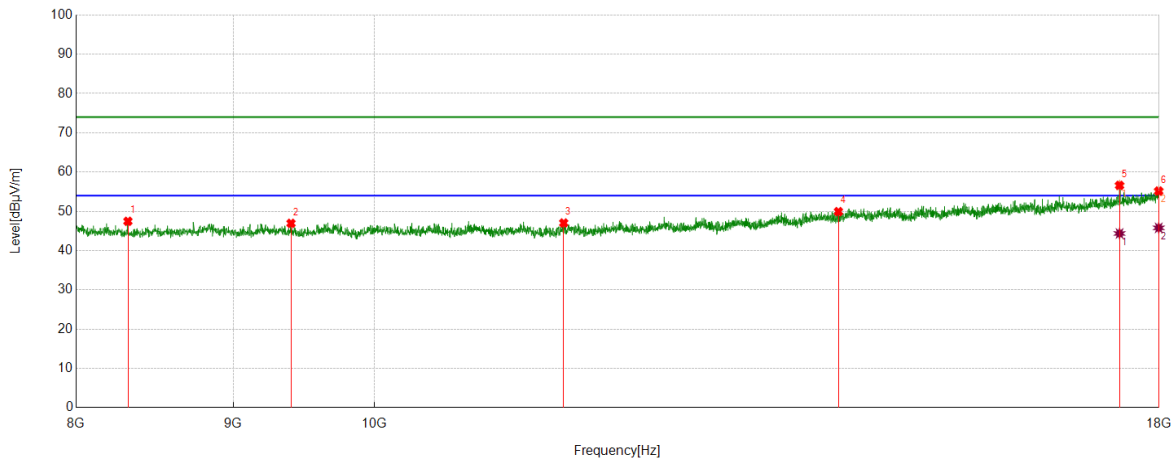
| No. | Frequency [MHz] | Reading Level [dBuV] | Correct Factor [dB/m] | Result [dBuV/m] | Limit [dBuV/m] | Margin [dB] | Remark |
|-----|--------------------|-------------------------|--------------------------|--------------------|-------------------|----------------|--------|
| 1 | 8206.7011 | 43.63 | 3.32 | 46.95 | 74.00 | 27.05 | peak |
| 2 | 9696.9495 | 42.83 | 4.10 | 46.93 | 74.00 | 27.07 | peak |
| 3 | 10960.4934 | 42.88 | 4.85 | 47.73 | 74.00 | 26.27 | peak |
| 4 | 13482.5804 | 40.03 | 9.10 | 49.13 | 74.00 | 24.87 | peak |
| 5 | 15924.6541 | 39.39 | 13.18 | 52.57 | 74.00 | 21.43 | peak |
| 6 | 17928.3214 | 36.21 | 18.61 | 54.82 | 74.00 | 19.18 | peak |

AV Result:

| No. | Frequency [MHz] | Reading Level [dBuV] | Correct Factor [dB/m] | Result [dBuV/m] | Limit [dBuV/m] | Margin [dB] | Remark |
|-----|--------------------|-------------------------|--------------------------|--------------------|-------------------|----------------|--------|
| 1 | 17928.3214 | 27.29 | 18.61 | 45.90 | 54.00 | 8.10 | AV |

- Remark: 1. Measurement = Reading Level + Correct Factor.
2. If Peak Result complies with AV limit, AV Result is deemed to comply with AV limit.
3. Test setup: RBW: 1 MHz, VBW: 3 MHz, Sweep time: auto.
4. Peak: Peak detector.
5. AVG: VBW refer to section 6.1.
6. For above 6.5GHz part, filter losses were only considered in the spurious frequency bands and the authorized band were not corrected for HPF losses. The proper operation of the transmitter prior to adding the filter to the measurement chain.
7. Only the worst case emission was recorded, if it complies with the limit, the other emissions deemed to comply with the limit.
8. Since non-restricted band peak emissions are less than the average limit, they also comply with the -27dBm/MHz (68.2dBuV/m) limit.

| Test Mode | Channel | Polarization | Verdict |
|-----------|---------|--------------|---------|
| 11AC20 | 5825 | Horizontal | PASS |



PK Result:

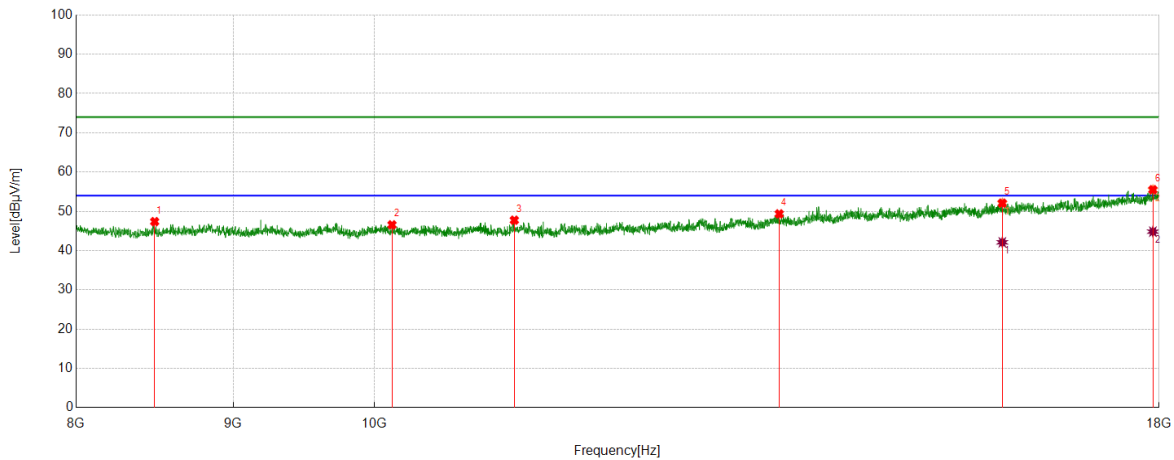
| No. | Frequency [MHz] | Reading Level [dBuV] | Correct Factor [dB/m] | Result [dBuV/m] | Limit [dBuV/m] | Margin [dB] | Remark |
|-----|--------------------|-------------------------|--------------------------|--------------------|-------------------|----------------|--------|
| 1 | 8316.7195 | 44.59 | 2.87 | 47.46 | 74.00 | 26.54 | peak |
| 2 | 9396.8995 | 43.17 | 3.77 | 46.94 | 74.00 | 27.06 | peak |
| 3 | 11525.5876 | 40.78 | 6.25 | 47.03 | 74.00 | 26.97 | peak |
| 4 | 14157.6929 | 38.88 | 11.05 | 49.93 | 74.00 | 24.07 | peak |
| 5 | 17474.9125 | 39.07 | 17.53 | 56.60 | 74.00 | 17.40 | peak |
| 6 | 17994.9992 | 36.56 | 18.60 | 55.16 | 74.00 | 18.84 | peak |

AV Result:

| No. | Frequency [MHz] | Reading Level [dBuV] | Correct Factor [dB/m] | Result [dBuV/m] | Limit [dBuV/m] | Margin [dB] | Remark |
|-----|--------------------|-------------------------|--------------------------|--------------------|-------------------|----------------|--------|
| 1 | 17474.9125 | 26.83 | 17.53 | 44.36 | 54.00 | 9.64 | AV |
| 2 | 17994.9992 | 27.19 | 18.60 | 45.79 | 54.00 | 8.21 | AV |

- Remark: 1. Measurement = Reading Level + Correct Factor.
2. If Peak Result complies with AV limit, AV Result is deemed to comply with AV limit.
3. Test setup: RBW: 1 MHz, VBW: 3 MHz, Sweep time: auto.
4. Peak: Peak detector.
5. AVG: VBW refer to section 6.1.
6. For above 6.5GHz part, filter losses were only considered in the spurious frequency bands and the authorized band were not corrected for HPF losses. The proper operation of the transmitter prior to adding the filter to the measurement chain.
7. Only the worst case emission was recorded, if it complies with the limit, the other emissions deemed to comply with the limit.
8. Since non-restricted band peak emissions are less than the average limit, they also comply with the -27dBm/MHz (68.2dBuV/m) limit.

| Test Mode | Channel | Polarization | Verdict |
|-----------|---------|--------------|---------|
| 11AC20 | 5825 | Vertical | PASS |



PK Result:

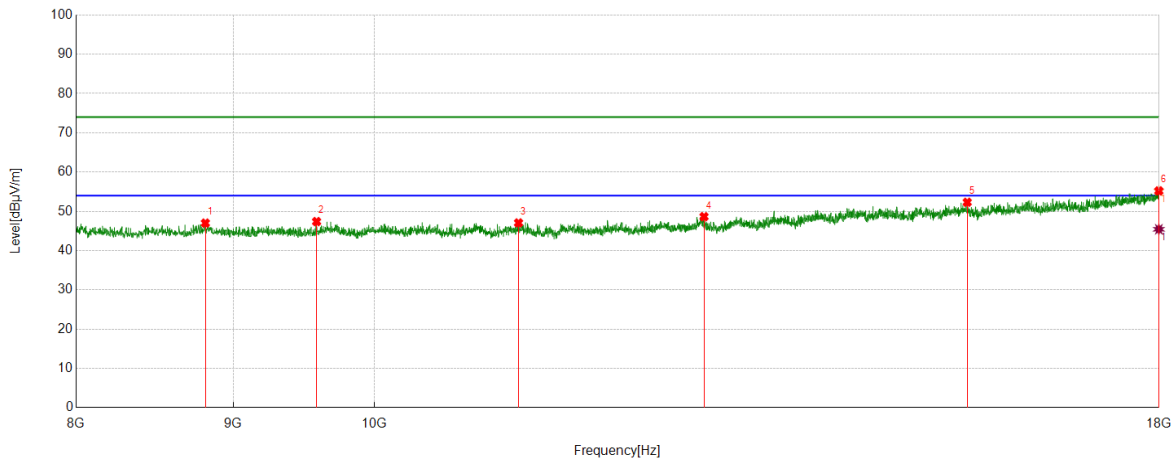
| No. | Frequency [MHz] | Reading Level [dBuV] | Correct Factor [dB/m] | Result [dBuV/m] | Limit [dBuV/m] | Margin [dB] | Remark |
|-----|--------------------|-------------------------|--------------------------|--------------------|-------------------|----------------|--------|
| 1 | 8485.0808 | 44.34 | 3.04 | 47.38 | 74.00 | 26.62 | peak |
| 2 | 10135.3559 | 42.24 | 4.32 | 46.56 | 74.00 | 27.44 | peak |
| 3 | 11107.1845 | 42.36 | 5.38 | 47.74 | 74.00 | 26.26 | peak |
| 4 | 13544.2574 | 40.22 | 9.13 | 49.35 | 74.00 | 24.65 | peak |
| 5 | 16006.3344 | 38.39 | 13.70 | 52.09 | 74.00 | 21.91 | peak |
| 6 | 17916.6528 | 36.88 | 18.62 | 55.50 | 74.00 | 18.50 | peak |

AV Result:

| No. | Frequency [MHz] | Reading Level [dBuV] | Correct Factor [dB/m] | Result [dBuV/m] | Limit [dBuV/m] | Margin [dB] | Remark |
|-----|--------------------|-------------------------|--------------------------|--------------------|-------------------|----------------|--------|
| 1 | 16006.3344 | 28.41 | 13.70 | 42.11 | 54.00 | 11.89 | AV |
| 2 | 17916.6528 | 26.21 | 18.62 | 44.83 | 54.00 | 9.17 | AV |

- Remark: 1. Measurement = Reading Level + Correct Factor.
2. If Peak Result complies with AV limit, AV Result is deemed to comply with AV limit.
3. Test setup: RBW: 1 MHz, VBW: 3 MHz, Sweep time: auto.
4. Peak: Peak detector.
5. AVG: VBW refer to section 6.1.
6. For above 6.5GHz part, filter losses were only considered in the spurious frequency bands and the authorized band were not corrected for HPF losses. The proper operation of the transmitter prior to adding the filter to the measurement chain.
7. Only the worst case emission was recorded, if it complies with the limit, the other emissions deemed to comply with the limit.
8. Since non-restricted band peak emissions are less than the average limit, they also comply with the -27dBm/MHz (68.2dBuV/m) limit.

| Test Mode | Channel | Polarization | Verdict |
|-----------|---------|--------------|---------|
| 11AC40 | 5190 | Horizontal | PASS |



PK Result:

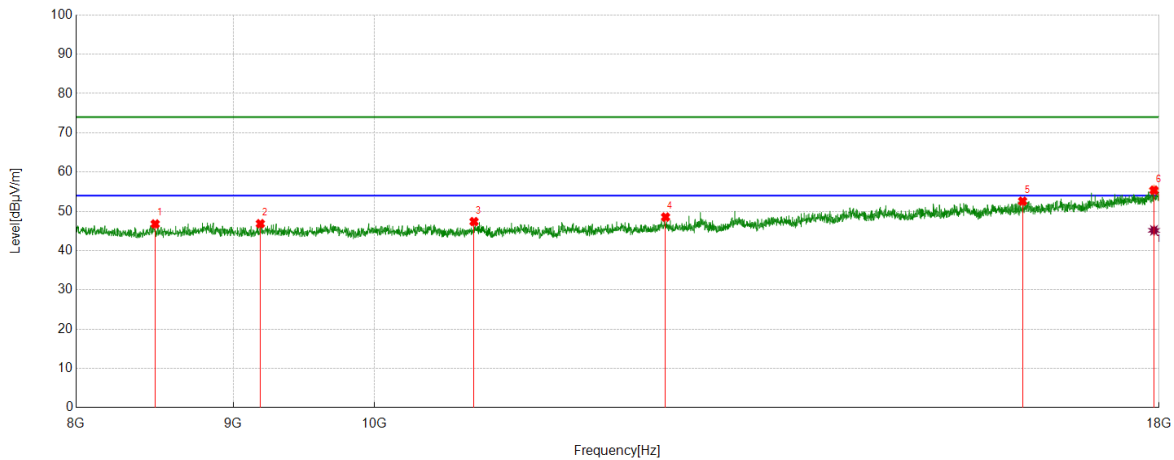
| No. | Frequency [MHz] | Reading Level [dBuV] | Correct Factor [dB/m] | Result [dBuV/m] | Limit [dBuV/m] | Margin [dB] | Remark |
|-----|--------------------|-------------------------|--------------------------|--------------------|-------------------|----------------|--------|
| 1 | 8813.4689 | 43.16 | 3.85 | 47.01 | 74.00 | 26.99 | peak |
| 2 | 9578.5964 | 43.78 | 3.61 | 47.39 | 74.00 | 26.61 | peak |
| 3 | 11142.1904 | 42.03 | 5.03 | 47.06 | 74.00 | 26.94 | peak |
| 4 | 12802.4671 | 41.35 | 7.29 | 48.64 | 74.00 | 25.36 | peak |
| 5 | 15591.2652 | 39.31 | 13.00 | 52.31 | 74.00 | 21.69 | peak |
| 6 | 17996.6661 | 36.56 | 18.64 | 55.20 | 74.00 | 18.80 | peak |

AV Result:

| No. | Frequency [MHz] | Reading Level [dBuV] | Correct Factor [dB/m] | Result [dBuV/m] | Limit [dBuV/m] | Margin [dB] | Remark |
|-----|--------------------|-------------------------|--------------------------|--------------------|-------------------|----------------|--------|
| 1 | 17996.6661 | 26.79 | 18.64 | 45.43 | 54.00 | 8.57 | AV |

- Remark: 1. Measurement = Reading Level + Correct Factor.
2. If Peak Result complies with AV limit, AV Result is deemed to comply with AV limit.
3. Test setup: RBW: 1 MHz, VBW: 3 MHz, Sweep time: auto.
4. Peak: Peak detector.
5. AVG: VBW refer to section 6.1.
6. For above 6.5GHz part, filter losses were only considered in the spurious frequency bands and the authorized band were not corrected for HPF losses. The proper operation of the transmitter prior to adding the filter to the measurement chain.
7. Only the worst case emission was recorded, if it complies with the limit, the other emissions deemed to comply with the limit.
8. Since non-restricted band peak emissions are less than the average limit, they also comply with the -27dBm/MHz (68.2dBuV/m) limit.

| Test Mode | Channel | Polarization | Verdict |
|-----------|---------|--------------|---------|
| 11AC40 | 5190 | Vertical | PASS |



PK Result:

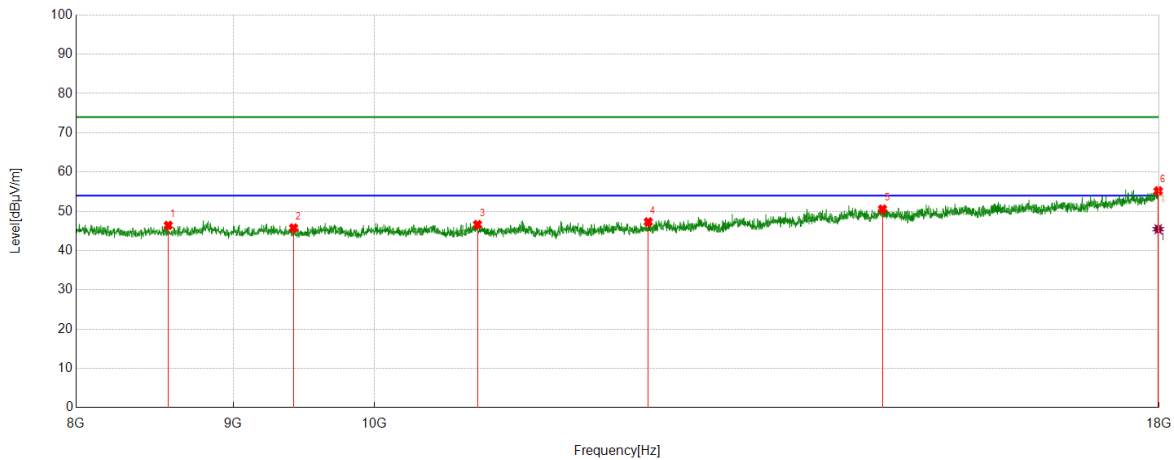
| No. | Frequency [MHz] | Reading Level [dBuV] | Correct Factor [dB/m] | Result [dBuV/m] | Limit [dBuV/m] | Margin [dB] | Remark |
|-----|--------------------|-------------------------|--------------------------|--------------------|-------------------|----------------|--------|
| 1 | 8488.4147 | 43.78 | 3.00 | 46.78 | 74.00 | 27.22 | peak |
| 2 | 9183.5306 | 43.25 | 3.60 | 46.85 | 74.00 | 27.15 | peak |
| 3 | 10777.1295 | 42.77 | 4.61 | 47.38 | 74.00 | 26.62 | peak |
| 4 | 12439.0732 | 41.46 | 7.08 | 48.54 | 74.00 | 25.46 | peak |
| 5 | 16251.3752 | 38.39 | 14.19 | 52.58 | 74.00 | 21.42 | peak |
| 6 | 17931.6553 | 36.74 | 18.63 | 55.37 | 74.00 | 18.63 | peak |

AV Result:

| No. | Frequency [MHz] | Reading Level [dBuV] | Correct Factor [dB/m] | Result [dBuV/m] | Limit [dBuV/m] | Margin [dB] | Remark |
|-----|--------------------|-------------------------|--------------------------|--------------------|-------------------|----------------|--------|
| 1 | 17931.6553 | 26.53 | 18.63 | 45.16 | 54.00 | 8.84 | AV |

- Remark: 1. Measurement = Reading Level + Correct Factor.
2. If Peak Result complies with AV limit, AV Result is deemed to comply with AV limit.
3. Test setup: RBW: 1 MHz, VBW: 3 MHz, Sweep time: auto.
4. Peak: Peak detector.
5. AVG: VBW refer to section 6.1.
6. For above 6.5GHz part, filter losses were only considered in the spurious frequency bands and the authorized band were not corrected for HPF losses. The proper operation of the transmitter prior to adding the filter to the measurement chain.
7. Only the worst case emission was recorded, if it complies with the limit, the other emissions deemed to comply with the limit.
8. Since non-restricted band peak emissions are less than the average limit, they also comply with the -27dBm/MHz (68.2dBuV/m) limit.

| Test Mode | Channel | Polarization | Verdict |
|-----------|---------|--------------|---------|
| 11AC40 | 5230 | Horizontal | PASS |



PK Result:

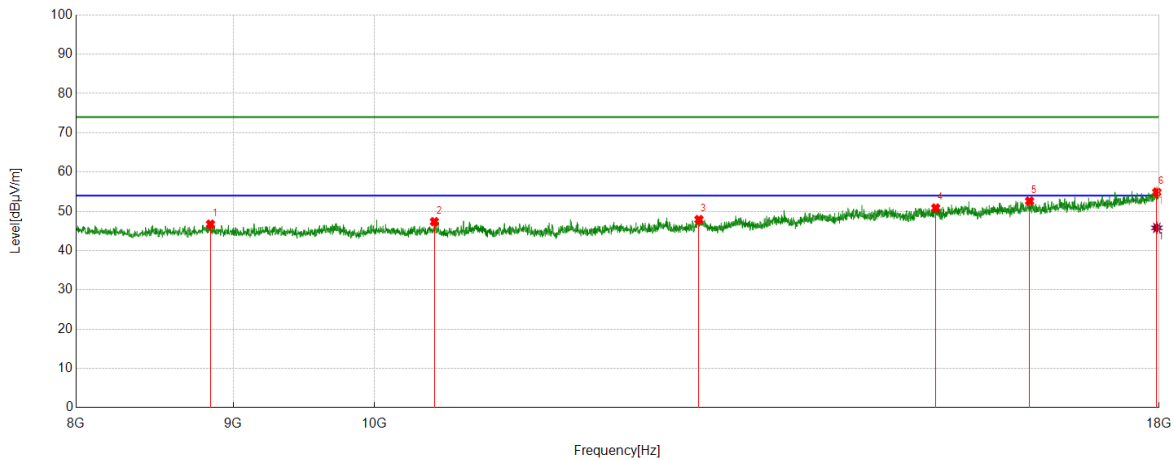
| No. | Frequency [MHz] | Reading Level [dBuV] | Correct Factor [dB/m] | Result [dBuV/m] | Limit [dBuV/m] | Margin [dB] | Remark |
|-----|--------------------|-------------------------|--------------------------|--------------------|-------------------|----------------|--------|
| 1 | 8571.762 | 43.40 | 3.03 | 46.43 | 74.00 | 27.57 | peak |
| 2 | 9415.2359 | 42.21 | 3.55 | 45.76 | 74.00 | 28.24 | peak |
| 3 | 10805.4676 | 41.85 | 4.78 | 46.63 | 74.00 | 27.37 | peak |
| 4 | 12279.0465 | 40.48 | 6.84 | 47.32 | 74.00 | 26.68 | peak |
| 5 | 14632.7721 | 38.83 | 11.74 | 50.57 | 74.00 | 23.43 | peak |
| 6 | 17988.3314 | 36.66 | 18.54 | 55.20 | 74.00 | 18.80 | peak |

AV Result:

| No. | Frequency [MHz] | Reading Level [dBuV] | Correct Factor [dB/m] | Result [dBuV/m] | Limit [dBuV/m] | Margin [dB] | Remark |
|-----|--------------------|-------------------------|--------------------------|--------------------|-------------------|----------------|--------|
| 1 | 17988.3314 | 26.92 | 18.54 | 45.46 | 54.00 | 8.54 | AV |

- Remark: 1. Measurement = Reading Level + Correct Factor.
2. If Peak Result complies with AV limit, AV Result is deemed to comply with AV limit.
3. Test setup: RBW: 1 MHz, VBW: 3 MHz, Sweep time: auto.
4. Peak: Peak detector.
5. AVG: VBW refer to section 6.1.
6. For above 6.5GHz part, filter losses were only considered in the spurious frequency bands and the authorized band were not corrected for HPF losses. The proper operation of the transmitter prior to adding the filter to the measurement chain.
7. Only the worst case emission was recorded, if it complies with the limit, the other emissions deemed to comply with the limit.
8. Since non-restricted band peak emissions are less than the average limit, they also comply with the -27dBm/MHz (68.2dBuV/m) limit.

| Test Mode | Channel | Polarization | Verdict |
|-----------|---------|--------------|---------|
| 11AC40 | 5230 | Vertical | PASS |



PK Result:

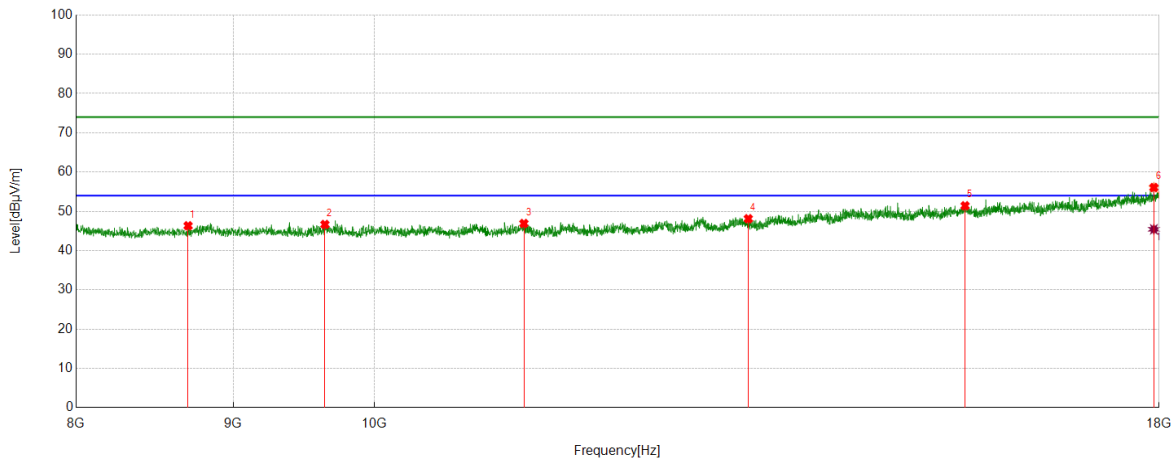
| No. | Frequency [MHz] | Reading Level [dBuV] | Correct Factor [dB/m] | Result [dBuV/m] | Limit [dBuV/m] | Margin [dB] | Remark |
|-----|--------------------|-------------------------|--------------------------|--------------------|-------------------|----------------|--------|
| 1 | 8846.8078 | 42.96 | 3.77 | 46.73 | 74.00 | 27.27 | peak |
| 2 | 10462.077 | 42.82 | 4.54 | 47.36 | 74.00 | 26.64 | peak |
| 3 | 12754.1257 | 40.43 | 7.47 | 47.90 | 74.00 | 26.10 | peak |
| 4 | 15227.8713 | 38.37 | 12.48 | 50.85 | 74.00 | 23.15 | peak |
| 5 | 16336.3894 | 38.65 | 13.96 | 52.61 | 74.00 | 21.39 | peak |
| 6 | 17969.995 | 36.21 | 18.69 | 54.90 | 74.00 | 19.10 | peak |

AV Result:

| No. | Frequency [MHz] | Reading Level [dBuV] | Correct Factor [dB/m] | Result [dBuV/m] | Limit [dBuV/m] | Margin [dB] | Remark |
|-----|--------------------|-------------------------|--------------------------|--------------------|-------------------|----------------|--------|
| 1 | 17969.995 | 27.10 | 18.69 | 45.79 | 54.00 | 8.21 | AV |

- Remark: 1. Measurement = Reading Level + Correct Factor.
2. If Peak Result complies with AV limit, AV Result is deemed to comply with AV limit.
3. Test setup: RBW: 1 MHz, VBW: 3 MHz, Sweep time: auto.
4. Peak: Peak detector.
5. AVG: VBW refer to section 6.1.
6. For above 6.5GHz part, filter losses were only considered in the spurious frequency bands and the authorized band were not corrected for HPF losses. The proper operation of the transmitter prior to adding the filter to the measurement chain.
7. Only the worst case emission was recorded, if it complies with the limit, the other emissions deemed to comply with the limit.
8. Since non-restricted band peak emissions are less than the average limit, they also comply with the -27dBm/MHz (68.2dBuV/m) limit.

| Test Mode | Channel | Polarization | Verdict |
|-----------|---------|--------------|---------|
| 11AC40 | 5270 | Horizontal | PASS |



PK Result:

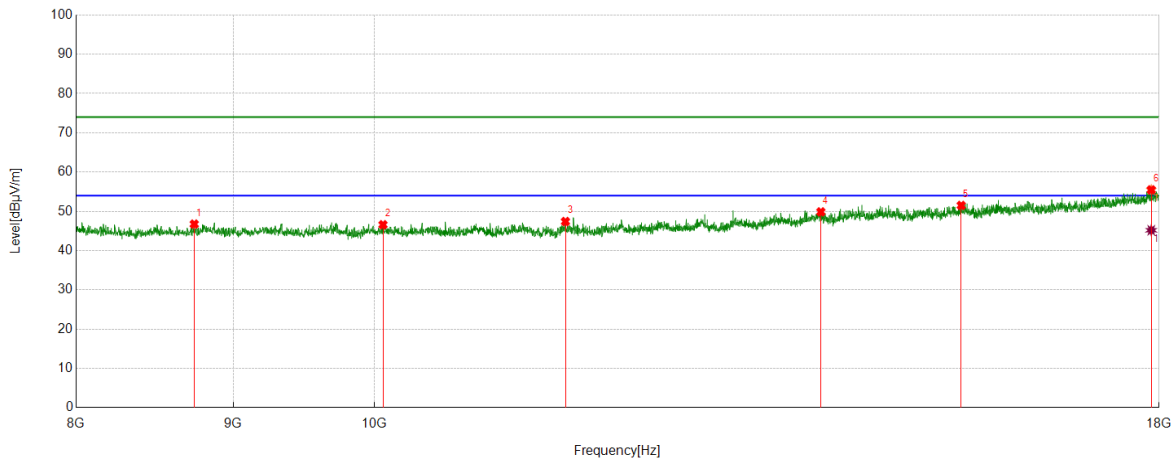
| No. | Frequency [MHz] | Reading Level [dBuV] | Correct Factor [dB/m] | Result [dBuV/m] | Limit [dBuV/m] | Margin [dB] | Remark |
|-----|--------------------|-------------------------|--------------------------|--------------------|-------------------|----------------|--------|
| 1 | 8700.1167 | 43.26 | 3.06 | 46.32 | 74.00 | 27.68 | peak |
| 2 | 9638.6064 | 42.91 | 3.74 | 46.65 | 74.00 | 27.35 | peak |
| 3 | 11187.1979 | 41.50 | 5.40 | 46.90 | 74.00 | 27.10 | peak |
| 4 | 13234.2057 | 39.56 | 8.55 | 48.11 | 74.00 | 25.89 | peak |
| 5 | 15566.261 | 38.65 | 12.76 | 51.41 | 74.00 | 22.59 | peak |
| 6 | 17929.9883 | 37.43 | 18.63 | 56.06 | 74.00 | 17.94 | peak |

AV Result:

| No. | Frequency [MHz] | Reading Level [dBuV] | Correct Factor [dB/m] | Result [dBuV/m] | Limit [dBuV/m] | Margin [dB] | Remark |
|-----|--------------------|-------------------------|--------------------------|--------------------|-------------------|----------------|--------|
| 1 | 17929.9883 | 26.79 | 18.63 | 45.42 | 54.00 | 8.58 | AV |

- Remark: 1. Measurement = Reading Level + Correct Factor.
2. If Peak Result complies with AV limit, AV Result is deemed to comply with AV limit.
3. Test setup: RBW: 1 MHz, VBW: 3 MHz, Sweep time: auto.
4. Peak: Peak detector.
5. AVG: VBW refer to section 6.1.
6. For above 6.5GHz part, filter losses were only considered in the spurious frequency bands and the authorized band were not corrected for HPF losses. The proper operation of the transmitter prior to adding the filter to the measurement chain.
7. Only the worst case emission was recorded, if it complies with the limit, the other emissions deemed to comply with the limit.
8. Since non-restricted band peak emissions are less than the average limit, they also comply with the -27dBm/MHz (68.2dBuV/m) limit.

| Test Mode | Channel | Polarization | Verdict |
|-----------|---------|--------------|---------|
| 11AC40 | 5270 | Vertical | PASS |



PK Result:

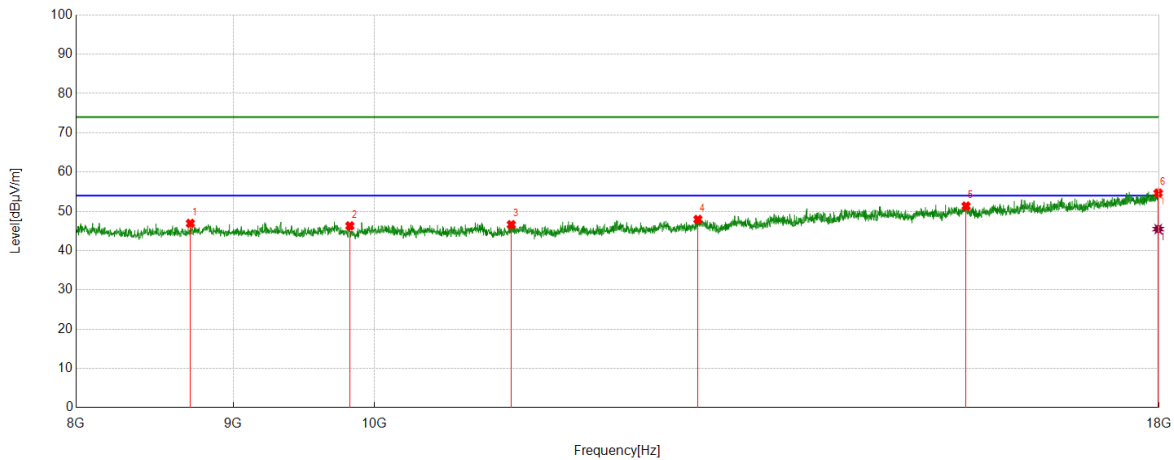
| No. | Frequency [MHz] | Reading Level [dBuV] | Correct Factor [dB/m] | Result [dBuV/m] | Limit [dBuV/m] | Margin [dB] | Remark |
|-----|--------------------|-------------------------|--------------------------|--------------------|-------------------|----------------|--------|
| 1 | 8740.1234 | 43.37 | 3.38 | 46.75 | 74.00 | 27.25 | peak |
| 2 | 10067.0112 | 42.21 | 4.38 | 46.59 | 74.00 | 27.41 | peak |
| 3 | 11540.5901 | 41.35 | 6.05 | 47.40 | 74.00 | 26.60 | peak |
| 4 | 13972.6621 | 39.12 | 10.74 | 49.86 | 74.00 | 24.14 | peak |
| 5 | 15521.2535 | 38.62 | 12.88 | 51.50 | 74.00 | 22.50 | peak |
| 6 | 17894.9825 | 36.44 | 19.02 | 55.46 | 74.00 | 18.54 | peak |

AV Result:

| No. | Frequency [MHz] | Reading Level [dBuV] | Correct Factor [dB/m] | Result [dBuV/m] | Limit [dBuV/m] | Margin [dB] | Remark |
|-----|--------------------|-------------------------|--------------------------|--------------------|-------------------|----------------|--------|
| 1 | 17894.9825 | 26.16 | 19.02 | 45.18 | 54.00 | 8.82 | AV |

- Remark: 1. Measurement = Reading Level + Correct Factor.
2. If Peak Result complies with AV limit, AV Result is deemed to comply with AV limit.
3. Test setup: RBW: 1 MHz, VBW: 3 MHz, Sweep time: auto.
4. Peak: Peak detector.
5. AVG: VBW refer to section 6.1.
6. For above 6.5GHz part, filter losses were only considered in the spurious frequency bands and the authorized band were not corrected for HPF losses. The proper operation of the transmitter prior to adding the filter to the measurement chain.
7. Only the worst case emission was recorded, if it complies with the limit, the other emissions deemed to comply with the limit.
8. Since non-restricted band peak emissions are less than the average limit, they also comply with the -27dBm/MHz (68.2dBuV/m) limit.

| Test Mode | Channel | Polarization | Verdict |
|-----------|---------|--------------|---------|
| 11AC40 | 5310 | Horizontal | PASS |



PK Result:

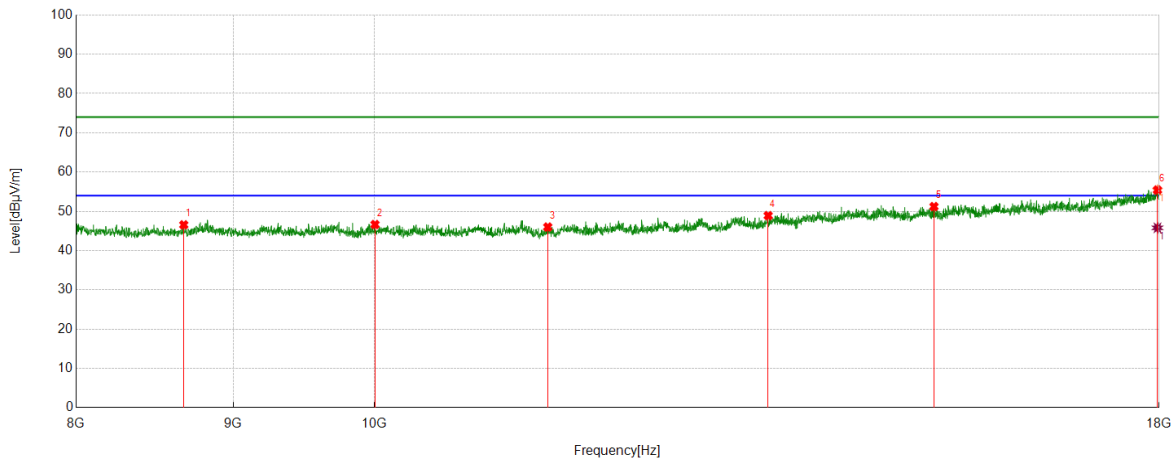
| No. | Frequency [MHz] | Reading Level [dBuV] | Correct Factor [dB/m] | Result [dBuV/m] | Limit [dBuV/m] | Margin [dB] | Remark |
|-----|--------------------|-------------------------|--------------------------|--------------------|-------------------|----------------|--------|
| 1 | 8715.1192 | 43.93 | 3.00 | 46.93 | 74.00 | 27.07 | peak |
| 2 | 9820.3034 | 41.99 | 4.30 | 46.29 | 74.00 | 27.71 | peak |
| 3 | 11082.1804 | 41.35 | 5.26 | 46.61 | 74.00 | 27.39 | peak |
| 4 | 12744.124 | 40.51 | 7.43 | 47.94 | 74.00 | 26.06 | peak |
| 5 | 15577.9297 | 38.36 | 12.97 | 51.33 | 74.00 | 22.67 | peak |
| 6 | 17988.3314 | 36.10 | 18.54 | 54.64 | 74.00 | 19.36 | peak |

AV Result:

| No. | Frequency [MHz] | Reading Level [dBuV] | Correct Factor [dB/m] | Result [dBuV/m] | Limit [dBuV/m] | Margin [dB] | Remark |
|-----|--------------------|-------------------------|--------------------------|--------------------|-------------------|----------------|--------|
| 1 | 17988.3314 | 26.94 | 18.54 | 45.48 | 54.00 | 8.52 | AV |

- Remark: 1. Measurement = Reading Level + Correct Factor.
2. If Peak Result complies with AV limit, AV Result is deemed to comply with AV limit.
3. Test setup: RBW: 1 MHz, VBW: 3 MHz, Sweep time: auto.
4. Peak: Peak detector.
5. AVG: VBW refer to section 6.1.
6. For above 6.5GHz part, filter losses were only considered in the spurious frequency bands and the authorized band were not corrected for HPF losses. The proper operation of the transmitter prior to adding the filter to the measurement chain.
7. Only the worst case emission was recorded, if it complies with the limit, the other emissions deemed to comply with the limit.
8. Since non-restricted band peak emissions are less than the average limit, they also comply with the -27dBm/MHz (68.2dBuV/m) limit.

| Test Mode | Channel | Polarization | Verdict |
|-----------|---------|--------------|---------|
| 11AC40 | 5310 | Vertical | PASS |



PK Result:

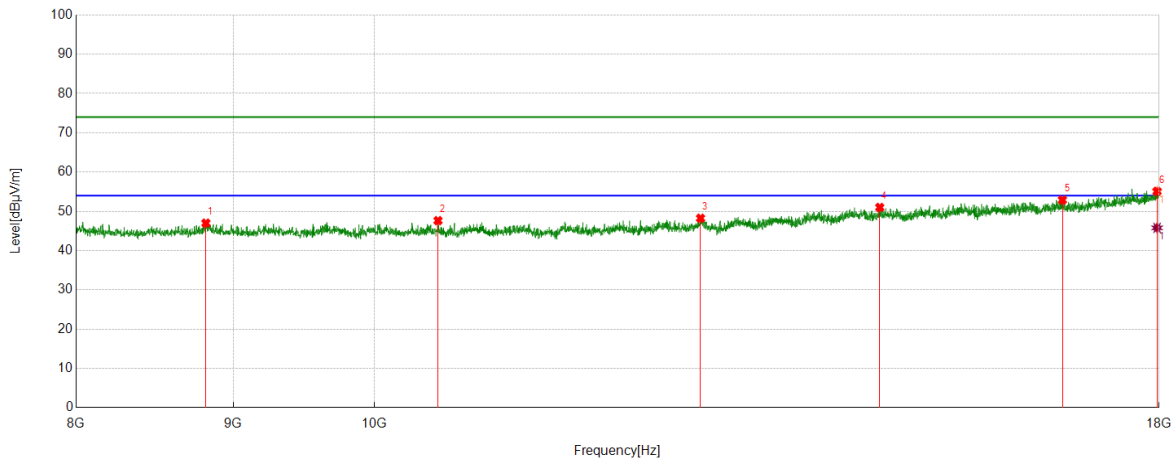
| No. | Frequency [MHz] | Reading Level [dBuV] | Correct Factor [dB/m] | Result [dBuV/m] | Limit [dBuV/m] | Margin [dB] | Remark |
|-----|--------------------|-------------------------|--------------------------|--------------------|-------------------|----------------|--------|
| 1 | 8671.7786 | 43.41 | 3.15 | 46.56 | 74.00 | 27.44 | peak |
| 2 | 10007.0012 | 42.48 | 4.16 | 46.64 | 74.00 | 27.36 | peak |
| 3 | 11388.8982 | 40.30 | 5.70 | 46.00 | 74.00 | 28.00 | peak |
| 4 | 13432.5721 | 40.15 | 8.75 | 48.90 | 74.00 | 25.10 | peak |
| 5 | 15207.868 | 39.01 | 12.20 | 51.21 | 74.00 | 22.79 | peak |
| 6 | 17978.3297 | 36.78 | 18.64 | 55.42 | 74.00 | 18.58 | peak |

AV Result:

| No. | Frequency [MHz] | Reading Level [dBuV] | Correct Factor [dB/m] | Result [dBuV/m] | Limit [dBuV/m] | Margin [dB] | Remark |
|-----|--------------------|-------------------------|--------------------------|--------------------|-------------------|----------------|--------|
| 1 | 17978.3297 | 27.16 | 18.64 | 45.80 | 54.00 | 8.20 | AV |

- Remark: 1. Measurement = Reading Level + Correct Factor.
2. If Peak Result complies with AV limit, AV Result is deemed to comply with AV limit.
3. Test setup: RBW: 1 MHz, VBW: 3 MHz, Sweep time: auto.
4. Peak: Peak detector.
5. AVG: VBW refer to section 6.1.
6. For above 6.5GHz part, filter losses were only considered in the spurious frequency bands and the authorized band were not corrected for HPF losses. The proper operation of the transmitter prior to adding the filter to the measurement chain.
7. Only the worst case emission was recorded, if it complies with the limit, the other emissions deemed to comply with the limit.
8. Since non-restricted band peak emissions are less than the average limit, they also comply with the -27dBm/MHz (68.2dBuV/m) limit.

| Test Mode | Channel | Polarization | Verdict |
|-----------|---------|--------------|---------|
| 11AC40 | 5510 | Horizontal | PASS |



PK Result:

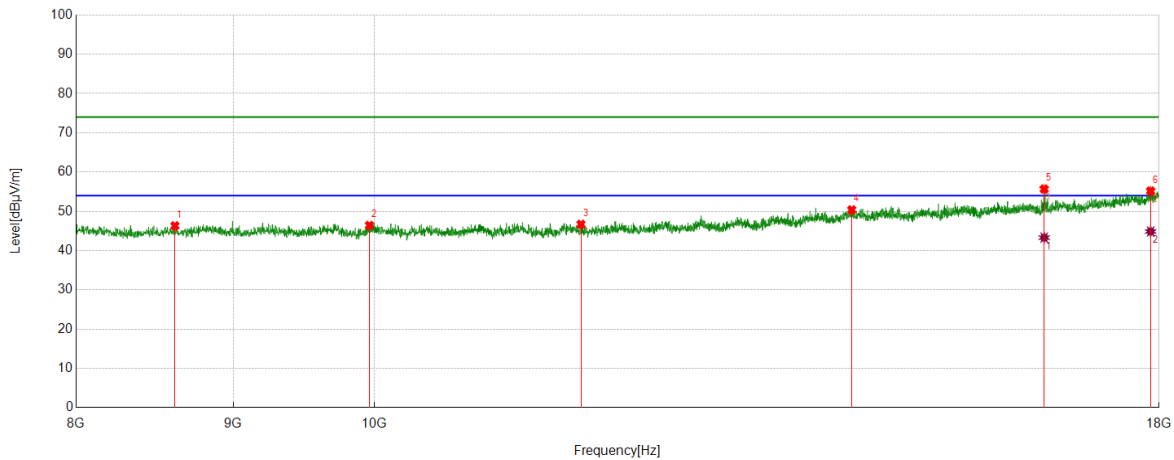
| No. | Frequency [MHz] | Reading Level [dBuV] | Correct Factor [dB/m] | Result [dBuV/m] | Limit [dBuV/m] | Margin [dB] | Remark |
|-----|--------------------|-------------------------|--------------------------|--------------------|-------------------|----------------|--------|
| 1 | 8816.8028 | 43.27 | 3.72 | 46.99 | 74.00 | 27.01 | peak |
| 2 | 10490.4151 | 42.97 | 4.66 | 47.63 | 74.00 | 26.37 | peak |
| 3 | 12769.1282 | 40.56 | 7.68 | 48.24 | 74.00 | 25.76 | peak |
| 4 | 14602.7671 | 39.31 | 11.69 | 51.00 | 74.00 | 23.00 | peak |
| 5 | 16743.1239 | 37.80 | 15.09 | 52.89 | 74.00 | 21.11 | peak |
| 6 | 17973.3289 | 36.43 | 18.67 | 55.10 | 74.00 | 18.90 | peak |

AV Result:

| No. | Frequency [MHz] | Reading Level [dBuV] | Correct Factor [dB/m] | Result [dBuV/m] | Limit [dBuV/m] | Margin [dB] | Remark |
|-----|--------------------|-------------------------|--------------------------|--------------------|-------------------|----------------|--------|
| 1 | 17973.3289 | 27.12 | 18.67 | 45.79 | 54.00 | 8.21 | AV |

- Remark: 1. Measurement = Reading Level + Correct Factor.
2. If Peak Result complies with AV limit, AV Result is deemed to comply with AV limit.
3. Test setup: RBW: 1 MHz, VBW: 3 MHz, Sweep time: auto.
4. Peak: Peak detector.
5. AVG: VBW refer to section 6.1.
6. For above 6.5GHz part, filter losses were only considered in the spurious frequency bands and the authorized band were not corrected for HPF losses. The proper operation of the transmitter prior to adding the filter to the measurement chain.
7. Only the worst case emission was recorded, if it complies with the limit, the other emissions deemed to comply with the limit.
8. Since non-restricted band peak emissions are less than the average limit, they also comply with the -27dBm/MHz (68.2dBuV/m) limit.

| Test Mode | Channel | Polarization | Verdict |
|-----------|---------|--------------|---------|
| 11AC40 | 5510 | Vertical | PASS |



PK Result:

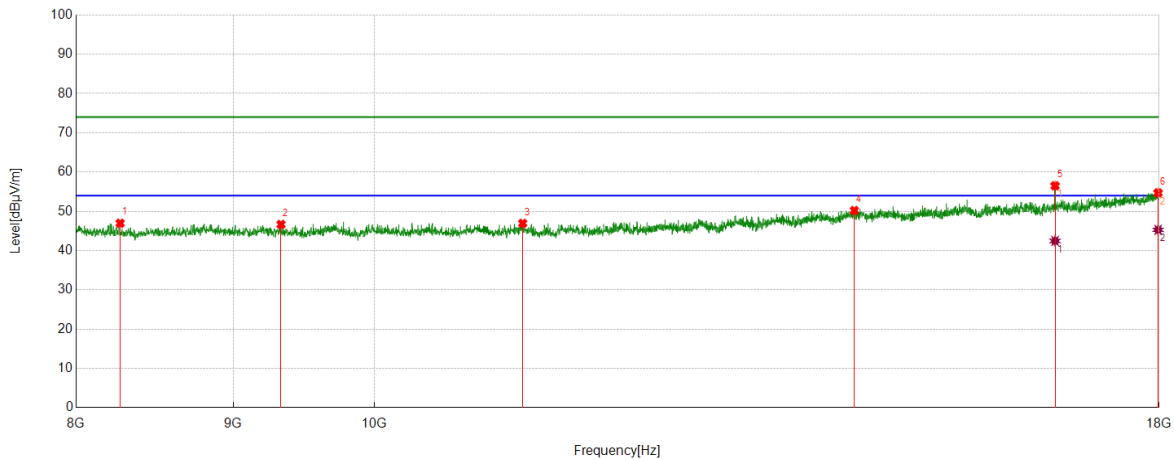
| No. | Frequency [MHz] | Reading Level [dBuV] | Correct Factor [dB/m] | Result [dBuV/m] | Limit [dBuV/m] | Margin [dB] | Remark |
|-----|--------------------|-------------------------|--------------------------|--------------------|-------------------|----------------|--------|
| 1 | 8615.1025 | 43.35 | 2.96 | 46.31 | 74.00 | 27.69 | peak |
| 2 | 9965.3276 | 42.18 | 4.25 | 46.43 | 74.00 | 27.57 | peak |
| 3 | 11675.6126 | 40.65 | 6.05 | 46.70 | 74.00 | 27.30 | peak |
| 4 | 14299.3832 | 39.03 | 11.35 | 50.38 | 74.00 | 23.62 | peak |
| 5 | 16516.4194 | 41.19 | 14.48 | 55.67 | 74.00 | 18.33 | peak |
| 6 | 17886.6478 | 36.25 | 18.93 | 55.18 | 74.00 | 18.82 | peak |

AV Result:

| No. | Frequency [MHz] | Reading Level [dBuV] | Correct Factor [dB/m] | Result [dBuV/m] | Limit [dBuV/m] | Margin [dB] | Remark |
|-----|--------------------|-------------------------|--------------------------|--------------------|-------------------|----------------|--------|
| 1 | 16516.4194 | 28.82 | 14.48 | 43.30 | 54.00 | 10.70 | AV |
| 2 | 17886.6478 | 25.93 | 18.93 | 44.86 | 54.00 | 9.14 | AV |

- Remark: 1. Measurement = Reading Level + Correct Factor.
2. If Peak Result complies with AV limit, AV Result is deemed to comply with AV limit.
3. Test setup: RBW: 1 MHz, VBW: 3 MHz, Sweep time: auto.
4. Peak: Peak detector.
5. AVG: VBW refer to section 6.1.
6. For above 6.5GHz part, filter losses were only considered in the spurious frequency bands and the authorized band were not corrected for HPF losses. The proper operation of the transmitter prior to adding the filter to the measurement chain.
7. Only the worst case emission was recorded, if it complies with the limit, the other emissions deemed to comply with the limit.
8. Since non-restricted band peak emissions are less than the average limit, they also comply with the -27dBm/MHz (68.2dBuV/m) limit.

| Test Mode | Channel | Polarization | Verdict |
|-----------|---------|--------------|---------|
| 11AC40 | 5550 | Horizontal | PASS |



PK Result:

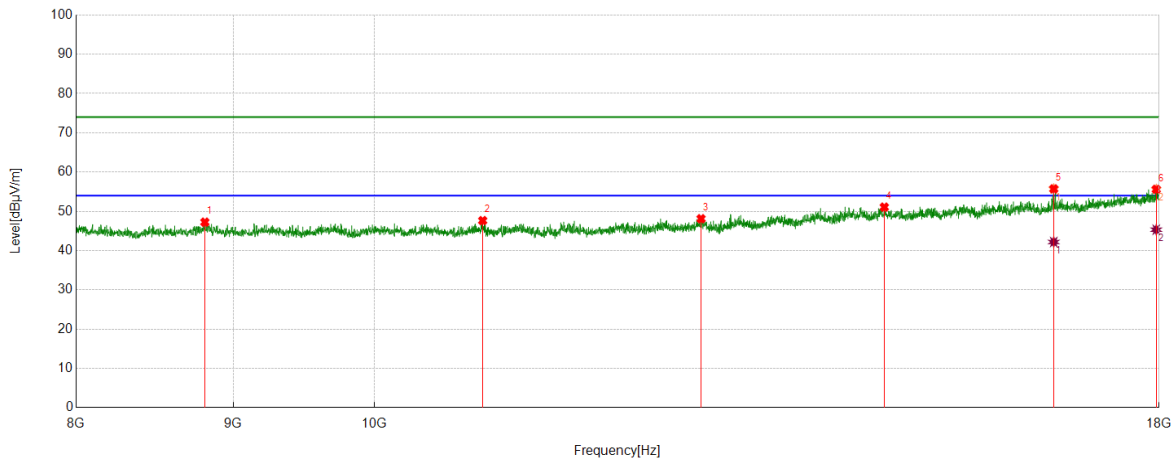
| No. | Frequency [MHz] | Reading Level [dBuV] | Correct Factor [dB/m] | Result [dBuV/m] | Limit [dBuV/m] | Margin [dB] | Remark |
|-----|--------------------|-------------------------|--------------------------|--------------------|-------------------|----------------|--------|
| 1 | 8268.3781 | 43.82 | 3.15 | 46.97 | 74.00 | 27.03 | peak |
| 2 | 9326.8878 | 43.01 | 3.65 | 46.66 | 74.00 | 27.34 | peak |
| 3 | 11177.1962 | 41.50 | 5.44 | 46.94 | 74.00 | 27.06 | peak |
| 4 | 14327.7213 | 38.87 | 11.34 | 50.21 | 74.00 | 23.79 | peak |
| 5 | 16651.4419 | 42.26 | 14.25 | 56.51 | 74.00 | 17.49 | peak |
| 6 | 17986.6644 | 36.13 | 18.57 | 54.70 | 74.00 | 19.30 | peak |

AV Result:

| No. | Frequency [MHz] | Reading Level [dBuV] | Correct Factor [dB/m] | Result [dBuV/m] | Limit [dBuV/m] | Margin [dB] | Remark |
|-----|--------------------|-------------------------|--------------------------|--------------------|-------------------|----------------|--------|
| 1 | 16651.4419 | 28.21 | 14.25 | 42.46 | 54.00 | 11.54 | AV |
| 2 | 17986.6644 | 26.72 | 18.57 | 45.29 | 54.00 | 8.71 | AV |

- Remark: 1. Measurement = Reading Level + Correct Factor.
2. If Peak Result complies with AV limit, AV Result is deemed to comply with AV limit.
3. Test setup: RBW: 1 MHz, VBW: 3 MHz, Sweep time: auto.
4. Peak: Peak detector.
5. AVG: VBW refer to section 6.1.
6. For above 6.5GHz part, filter losses were only considered in the spurious frequency bands and the authorized band were not corrected for HPF losses. The proper operation of the transmitter prior to adding the filter to the measurement chain.
7. Only the worst case emission was recorded, if it complies with the limit, the other emissions deemed to comply with the limit.
8. Since non-restricted band peak emissions are less than the average limit, they also comply with the -27dBm/MHz (68.2dBuV/m) limit.

| Test Mode | Channel | Polarization | Verdict |
|-----------|---------|--------------|---------|
| 11AC40 | 5550 | Vertical | PASS |



PK Result:

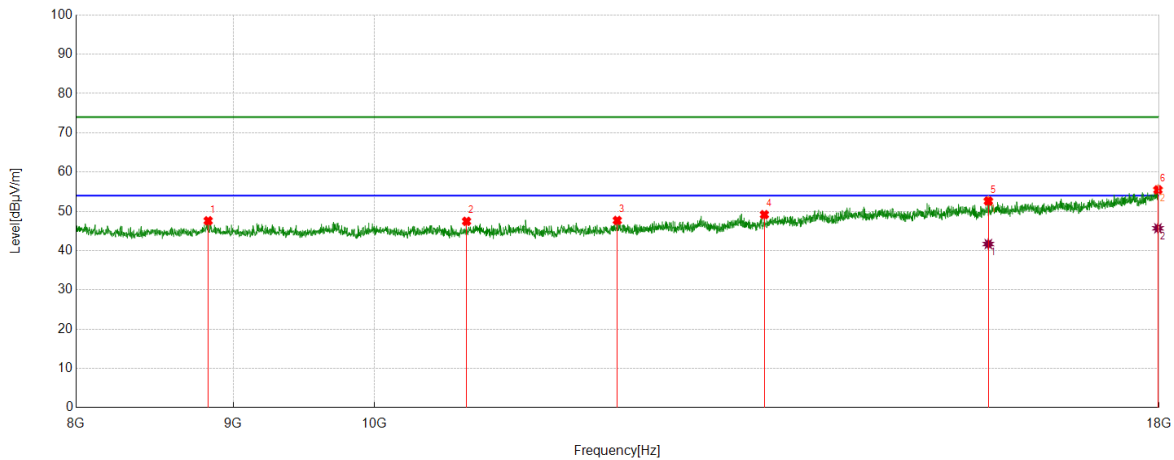
| No. | Frequency [MHz] | Reading Level [dBuV] | Correct Factor [dB/m] | Result [dBuV/m] | Limit [dBuV/m] | Margin [dB] | Remark |
|-----|--------------------|-------------------------|--------------------------|--------------------|-------------------|----------------|--------|
| 1 | 8810.135 | 43.27 | 3.97 | 47.24 | 74.00 | 26.76 | peak |
| 2 | 10847.1412 | 42.75 | 4.89 | 47.64 | 74.00 | 26.36 | peak |
| 3 | 12774.129 | 40.43 | 7.68 | 48.11 | 74.00 | 25.89 | peak |
| 4 | 14652.7755 | 39.83 | 11.24 | 51.07 | 74.00 | 22.93 | peak |
| 5 | 16634.7725 | 41.04 | 14.68 | 55.72 | 74.00 | 18.28 | peak |
| 6 | 17961.6603 | 37.12 | 18.48 | 55.60 | 74.00 | 18.40 | peak |

AV Result:

| No. | Frequency [MHz] | Reading Level [dBuV] | Correct Factor [dB/m] | Result [dBuV/m] | Limit [dBuV/m] | Margin [dB] | Remark |
|-----|--------------------|-------------------------|--------------------------|--------------------|-------------------|----------------|--------|
| 1 | 16634.7725 | 27.51 | 14.68 | 42.19 | 54.00 | 11.81 | AV |
| 2 | 17961.6603 | 26.84 | 18.48 | 45.32 | 54.00 | 8.68 | AV |

- Remark: 1. Measurement = Reading Level + Correct Factor.
2. If Peak Result complies with AV limit, AV Result is deemed to comply with AV limit.
3. Test setup: RBW: 1 MHz, VBW: 3 MHz, Sweep time: auto.
4. Peak: Peak detector.
5. AVG: VBW refer to section 6.1.
6. For above 6.5GHz part, filter losses were only considered in the spurious frequency bands and the authorized band were not corrected for HPF losses. The proper operation of the transmitter prior to adding the filter to the measurement chain.
7. Only the worst case emission was recorded, if it complies with the limit, the other emissions deemed to comply with the limit.
8. Since non-restricted band peak emissions are less than the average limit, they also comply with the -27dBm/MHz (68.2dBuV/m) limit.

| Test Mode | Channel | Polarization | Verdict |
|-----------|---------|--------------|---------|
| 11AC40 | 5670 | Horizontal | PASS |



PK Result:

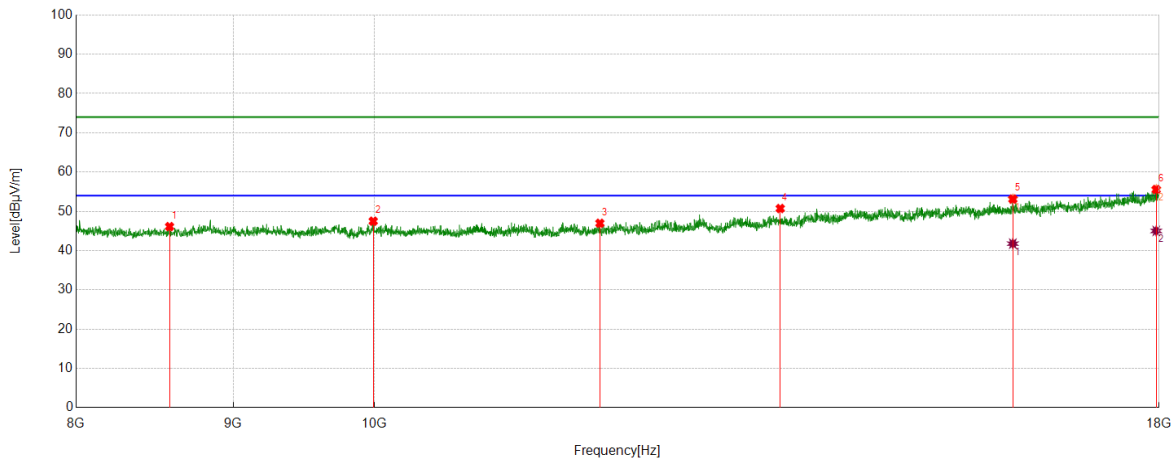
| No. | Frequency [MHz] | Reading Level [dBuV] | Correct Factor [dB/m] | Result [dBuV/m] | Limit [dBuV/m] | Margin [dB] | Remark |
|-----|--------------------|-------------------------|--------------------------|--------------------|-------------------|----------------|--------|
| 1 | 8831.8053 | 43.86 | 3.73 | 47.59 | 74.00 | 26.41 | peak |
| 2 | 10717.1195 | 42.95 | 4.50 | 47.45 | 74.00 | 26.55 | peak |
| 3 | 11997.3329 | 41.21 | 6.47 | 47.68 | 74.00 | 26.32 | peak |
| 4 | 13394.2324 | 40.34 | 8.81 | 49.15 | 74.00 | 24.85 | peak |
| 5 | 15839.6399 | 39.13 | 13.49 | 52.62 | 74.00 | 21.38 | peak |
| 6 | 17984.9975 | 36.90 | 18.58 | 55.48 | 74.00 | 18.52 | peak |

AV Result:

| No. | Frequency [MHz] | Reading Level [dBuV] | Correct Factor [dB/m] | Result [dBuV/m] | Limit [dBuV/m] | Margin [dB] | Remark |
|-----|--------------------|-------------------------|--------------------------|--------------------|-------------------|----------------|--------|
| 1 | 15839.6399 | 28.18 | 13.49 | 41.67 | 54.00 | 12.33 | AV |
| 2 | 17984.9975 | 27.10 | 18.58 | 45.68 | 54.00 | 8.32 | AV |

- Remark: 1. Measurement = Reading Level + Correct Factor.
2. If Peak Result complies with AV limit, AV Result is deemed to comply with AV limit.
3. Test setup: RBW: 1 MHz, VBW: 3 MHz, Sweep time: auto.
4. Peak: Peak detector.
5. AVG: VBW refer to section 6.1.
6. For above 6.5GHz part, filter losses were only considered in the spurious frequency bands and the authorized band were not corrected for HPF losses. The proper operation of the transmitter prior to adding the filter to the measurement chain.
7. Only the worst case emission was recorded, if it complies with the limit, the other emissions deemed to comply with the limit.
8. Since non-restricted band peak emissions are less than the average limit, they also comply with the -27dBm/MHz (68.2dBuV/m) limit.

| Test Mode | Channel | Polarization | Verdict |
|-----------|---------|--------------|---------|
| 11AC40 | 5670 | Vertical | PASS |



PK Result:

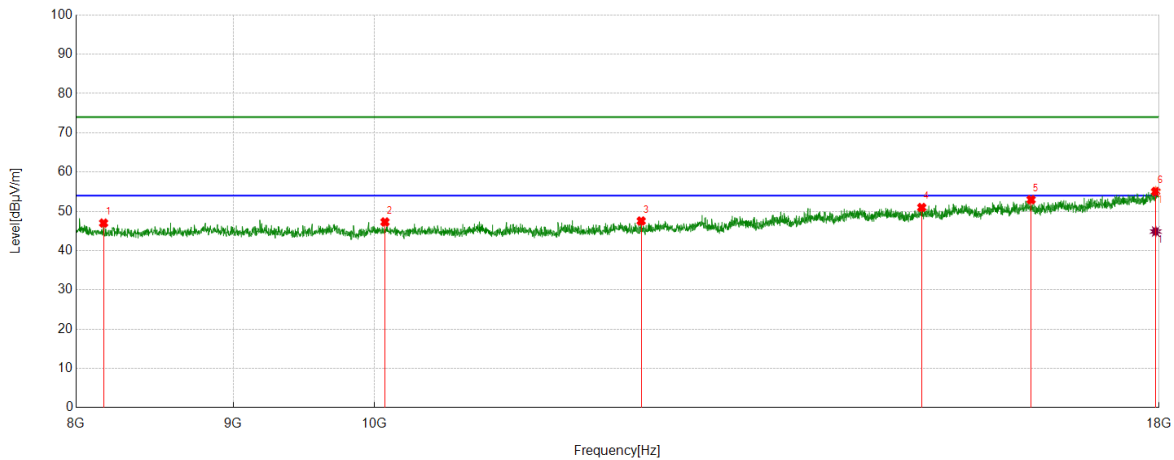
| No. | Frequency [MHz] | Reading Level [dBuV] | Correct Factor [dB/m] | Result [dBuV/m] | Limit [dBuV/m] | Margin [dB] | Remark |
|-----|--------------------|-------------------------|--------------------------|--------------------|-------------------|----------------|--------|
| 1 | 8580.0967 | 42.94 | 3.17 | 46.11 | 74.00 | 27.89 | peak |
| 2 | 9993.6656 | 43.45 | 4.04 | 47.49 | 74.00 | 26.51 | peak |
| 3 | 11842.3071 | 40.72 | 6.24 | 46.96 | 74.00 | 27.04 | peak |
| 4 | 13554.259 | 41.55 | 9.17 | 50.72 | 74.00 | 23.28 | peak |
| 5 | 16133.0222 | 39.47 | 13.65 | 53.12 | 74.00 | 20.88 | peak |
| 6 | 17961.6603 | 37.08 | 18.48 | 55.56 | 74.00 | 18.44 | peak |

AV Result:

| No. | Frequency [MHz] | Reading Level [dBuV] | Correct Factor [dB/m] | Result [dBuV/m] | Limit [dBuV/m] | Margin [dB] | Remark |
|-----|--------------------|-------------------------|--------------------------|--------------------|-------------------|----------------|--------|
| 1 | 16133.0222 | 28.12 | 13.65 | 41.77 | 54.00 | 12.23 | AV |
| 2 | 17961.6603 | 26.53 | 18.48 | 45.01 | 54.00 | 8.99 | AV |

- Remark: 1. Measurement = Reading Level + Correct Factor.
2. If Peak Result complies with AV limit, AV Result is deemed to comply with AV limit.
3. Test setup: RBW: 1 MHz, VBW: 3 MHz, Sweep time: auto.
4. Peak: Peak detector.
5. AVG: VBW refer to section 6.1.
6. For above 6.5GHz part, filter losses were only considered in the spurious frequency bands and the authorized band were not corrected for HPF losses. The proper operation of the transmitter prior to adding the filter to the measurement chain.
7. Only the worst case emission was recorded, if it complies with the limit, the other emissions deemed to comply with the limit.
8. Since non-restricted band peak emissions are less than the average limit, they also comply with the -27dBm/MHz (68.2dBuV/m) limit.

| Test Mode | Channel | Polarization | Verdict |
|-----------|---------|--------------|---------|
| 11AC40 | 5755 | Horizontal | PASS |



PK Result:

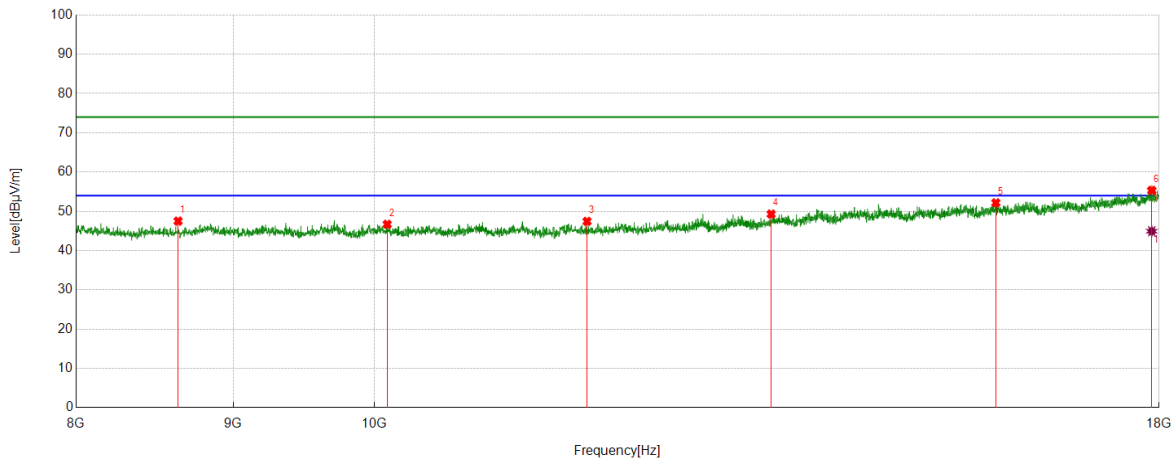
| No. | Frequency [MHz] | Reading Level [dBuV] | Correct Factor [dB/m] | Result [dBuV/m] | Limit [dBuV/m] | Margin [dB] | Remark |
|-----|--------------------|-------------------------|--------------------------|--------------------|-------------------|----------------|--------|
| 1 | 8166.6944 | 43.73 | 3.27 | 47.00 | 74.00 | 27.00 | peak |
| 2 | 10082.0137 | 42.74 | 4.54 | 47.28 | 74.00 | 26.72 | peak |
| 3 | 12214.0357 | 40.55 | 6.99 | 47.54 | 74.00 | 26.46 | peak |
| 4 | 15069.5116 | 39.02 | 11.96 | 50.98 | 74.00 | 23.02 | peak |
| 5 | 16354.7258 | 39.06 | 13.90 | 52.96 | 74.00 | 21.04 | peak |
| 6 | 17954.9925 | 36.69 | 18.36 | 55.05 | 74.00 | 18.95 | peak |

AV Result:

| No. | Frequency [MHz] | Reading Level [dBuV] | Correct Factor [dB/m] | Result [dBuV/m] | Limit [dBuV/m] | Margin [dB] | Remark |
|-----|--------------------|-------------------------|--------------------------|--------------------|-------------------|----------------|--------|
| 1 | 17954.9925 | 26.50 | 18.36 | 44.86 | 54.00 | 9.14 | AV |

- Remark: 1. Measurement = Reading Level + Correct Factor.
2. If Peak Result complies with AV limit, AV Result is deemed to comply with AV limit.
3. Test setup: RBW: 1 MHz, VBW: 3 MHz, Sweep time: auto.
4. Peak: Peak detector.
5. AVG: VBW refer to section 6.1.
6. For above 6.5GHz part, filter losses were only considered in the spurious frequency bands and the authorized band were not corrected for HPF losses. The proper operation of the transmitter prior to adding the filter to the measurement chain.
7. Only the worst case emission was recorded, if it complies with the limit, the other emissions deemed to comply with the limit.
8. Since non-restricted band peak emissions are less than the average limit, they also comply with the -27dBm/MHz (68.2dBuV/m) limit.

| Test Mode | Channel | Polarization | Verdict |
|-----------|---------|--------------|---------|
| 11AC40 | 5755 | Vertical | PASS |



PK Result:

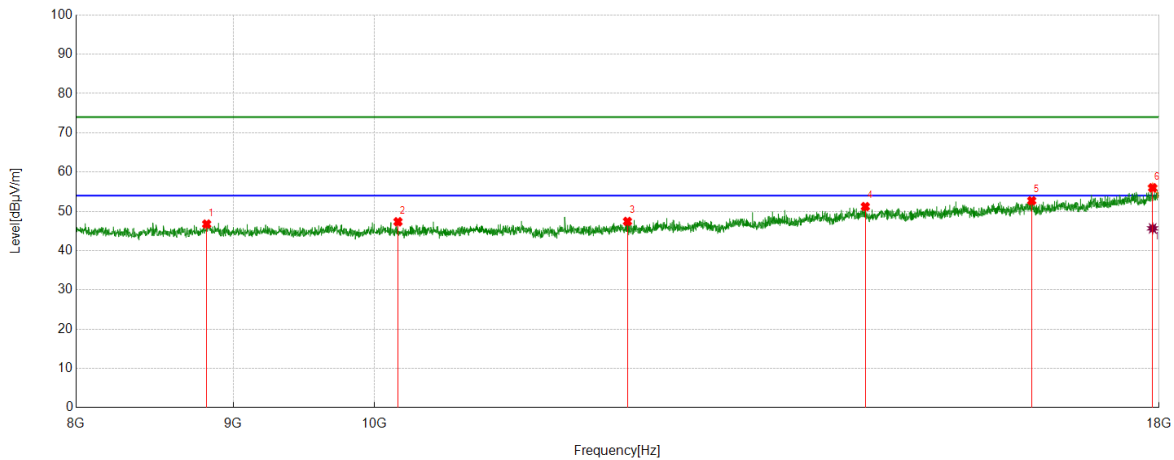
| No. | Frequency [MHz] | Reading Level [dBuV] | Correct Factor [dB/m] | Result [dBuV/m] | Limit [dBuV/m] | Margin [dB] | Remark |
|-----|--------------------|-------------------------|--------------------------|--------------------|-------------------|----------------|--------|
| 1 | 8635.1059 | 44.26 | 3.25 | 47.51 | 74.00 | 26.49 | peak |
| 2 | 10098.6831 | 42.15 | 4.54 | 46.69 | 74.00 | 27.31 | peak |
| 3 | 11728.9548 | 41.67 | 5.77 | 47.44 | 74.00 | 26.56 | peak |
| 4 | 13462.5771 | 40.21 | 9.09 | 49.30 | 74.00 | 24.70 | peak |
| 5 | 15929.6549 | 38.81 | 13.36 | 52.17 | 74.00 | 21.83 | peak |
| 6 | 17901.6503 | 36.32 | 19.01 | 55.33 | 74.00 | 18.67 | peak |

AV Result:

| No. | Frequency [MHz] | Reading Level [dBuV] | Correct Factor [dB/m] | Result [dBuV/m] | Limit [dBuV/m] | Margin [dB] | Remark |
|-----|--------------------|-------------------------|--------------------------|--------------------|-------------------|----------------|--------|
| 1 | 17901.6503 | 25.92 | 19.01 | 44.93 | 54.00 | 9.07 | AV |

- Remark: 1. Measurement = Reading Level + Correct Factor.
2. If Peak Result complies with AV limit, AV Result is deemed to comply with AV limit.
3. Test setup: RBW: 1 MHz, VBW: 3 MHz, Sweep time: auto.
4. Peak: Peak detector.
5. AVG: VBW refer to section 6.1.
6. For above 6.5GHz part, filter losses were only considered in the spurious frequency bands and the authorized band were not corrected for HPF losses. The proper operation of the transmitter prior to adding the filter to the measurement chain.
7. Only the worst case emission was recorded, if it complies with the limit, the other emissions deemed to comply with the limit.
8. Since non-restricted band peak emissions are less than the average limit, they also comply with the -27dBm/MHz (68.2dBuV/m) limit.

| Test Mode | Channel | Polarization | Verdict |
|-----------|---------|--------------|---------|
| 11AC40 | 5795 | Horizontal | PASS |



PK Result:

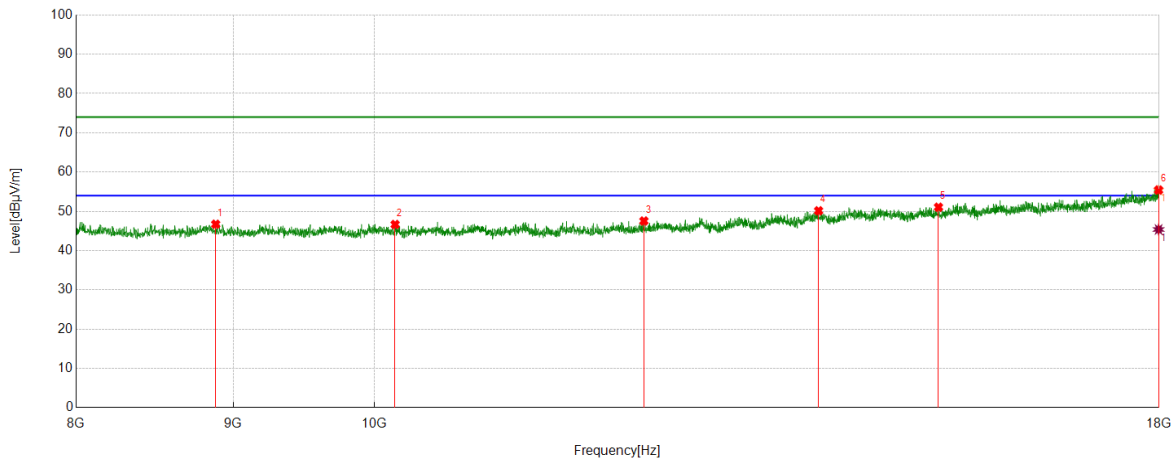
| No. | Frequency [MHz] | Reading Level [dBuV] | Correct Factor [dB/m] | Result [dBuV/m] | Limit [dBuV/m] | Margin [dB] | Remark |
|-----|--------------------|-------------------------|--------------------------|--------------------|-------------------|----------------|--------|
| 1 | 8821.8036 | 43.12 | 3.63 | 46.75 | 74.00 | 27.25 | peak |
| 2 | 10180.3634 | 42.94 | 4.40 | 47.34 | 74.00 | 26.66 | peak |
| 3 | 12089.0148 | 40.71 | 6.72 | 47.43 | 74.00 | 26.57 | peak |
| 4 | 14446.0743 | 39.86 | 11.34 | 51.20 | 74.00 | 22.80 | peak |
| 5 | 16363.0605 | 39.02 | 13.68 | 52.70 | 74.00 | 21.30 | peak |
| 6 | 17913.3189 | 37.28 | 18.71 | 55.99 | 74.00 | 18.01 | peak |

AV Result:

| No. | Frequency [MHz] | Reading Level [dBuV] | Correct Factor [dB/m] | Result [dBuV/m] | Limit [dBuV/m] | Margin [dB] | Remark |
|-----|--------------------|-------------------------|--------------------------|--------------------|-------------------|----------------|--------|
| 1 | 17913.3189 | 26.95 | 18.71 | 45.66 | 54.00 | 8.34 | AV |

- Remark: 1. Measurement = Reading Level + Correct Factor.
2. If Peak Result complies with AV limit, AV Result is deemed to comply with AV limit.
3. Test setup: RBW: 1 MHz, VBW: 3 MHz, Sweep time: auto.
4. Peak: Peak detector.
5. AVG: VBW refer to section 6.1.
6. For above 6.5GHz part, filter losses were only considered in the spurious frequency bands and the authorized band were not corrected for HPF losses. The proper operation of the transmitter prior to adding the filter to the measurement chain.
7. Only the worst case emission was recorded, if it complies with the limit, the other emissions deemed to comply with the limit.
8. Since non-restricted band peak emissions are less than the average limit, they also comply with the -27dBm/MHz (68.2dBuV/m) limit.

| Test Mode | Channel | Polarization | Verdict |
|-----------|---------|--------------|---------|
| 11AC40 | 5795 | Vertical | PASS |



PK Result:

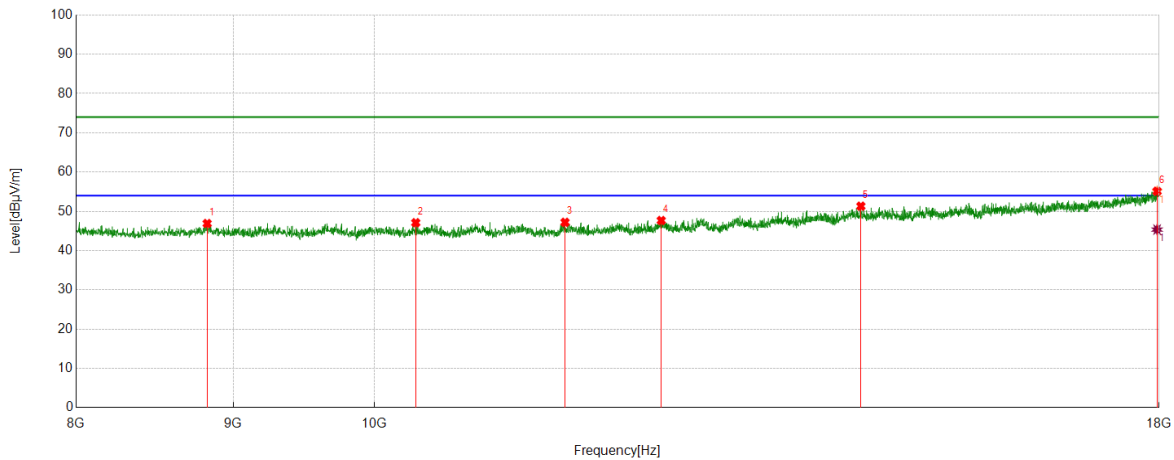
| No. | Frequency [MHz] | Reading Level [dBuV] | Correct Factor [dB/m] | Result [dBuV/m] | Limit [dBuV/m] | Margin [dB] | Remark |
|-----|--------------------|-------------------------|--------------------------|--------------------|-------------------|----------------|--------|
| 1 | 8881.8136 | 43.08 | 3.63 | 46.71 | 74.00 | 27.29 | peak |
| 2 | 10158.6931 | 42.54 | 4.11 | 46.65 | 74.00 | 27.35 | peak |
| 3 | 12239.0398 | 40.72 | 6.82 | 47.54 | 74.00 | 26.46 | peak |
| 4 | 13949.3249 | 39.07 | 11.07 | 50.14 | 74.00 | 23.86 | peak |
| 5 | 15259.5433 | 37.85 | 13.20 | 51.05 | 74.00 | 22.95 | peak |
| 6 | 17993.3322 | 36.84 | 18.58 | 55.42 | 74.00 | 18.58 | peak |

AV Result:

| No. | Frequency [MHz] | Reading Level [dBuV] | Correct Factor [dB/m] | Result [dBuV/m] | Limit [dBuV/m] | Margin [dB] | Remark |
|-----|--------------------|-------------------------|--------------------------|--------------------|-------------------|----------------|--------|
| 1 | 17993.3322 | 26.80 | 18.58 | 45.38 | 54.00 | 8.62 | AV |

- Remark: 1. Measurement = Reading Level + Correct Factor.
2. If Peak Result complies with AV limit, AV Result is deemed to comply with AV limit.
3. Test setup: RBW: 1 MHz, VBW: 3 MHz, Sweep time: auto.
4. Peak: Peak detector.
5. AVG: VBW refer to section 6.1.
6. For above 6.5GHz part, filter losses were only considered in the spurious frequency bands and the authorized band were not corrected for HPF losses. The proper operation of the transmitter prior to adding the filter to the measurement chain.
7. Only the worst case emission was recorded, if it complies with the limit, the other emissions deemed to comply with the limit.
8. Since non-restricted band peak emissions are less than the average limit, they also comply with the -27dBm/MHz (68.2dBuV/m) limit.

| Test Mode | Channel | Polarization | Verdict |
|-----------|---------|--------------|---------|
| 11AC80 | 5210 | Horizontal | PASS |



PK Result:

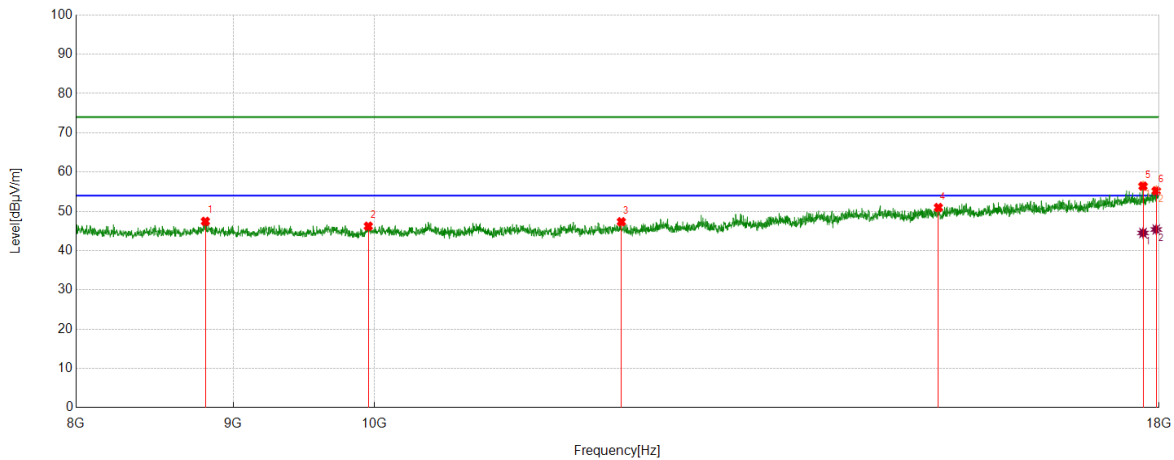
| No. | Frequency [MHz] | Reading Level [dBuV] | Correct Factor [dB/m] | Result [dBuV/m] | Limit [dBuV/m] | Margin [dB] | Remark |
|-----|--------------------|-------------------------|--------------------------|--------------------|-------------------|----------------|--------|
| 1 | 8825.1375 | 43.22 | 3.68 | 46.90 | 74.00 | 27.10 | peak |
| 2 | 10317.0528 | 42.80 | 4.30 | 47.10 | 74.00 | 26.90 | peak |
| 3 | 11537.2562 | 41.10 | 6.10 | 47.20 | 74.00 | 26.80 | peak |
| 4 | 12399.0665 | 40.78 | 6.88 | 47.66 | 74.00 | 26.34 | peak |
| 5 | 14397.733 | 39.77 | 11.54 | 51.31 | 74.00 | 22.69 | peak |
| 6 | 17973.3289 | 36.45 | 18.67 | 55.12 | 74.00 | 18.88 | peak |

AV Result:

| No. | Frequency [MHz] | Reading Level [dBuV] | Correct Factor [dB/m] | Result [dBuV/m] | Limit [dBuV/m] | Margin [dB] | Remark |
|-----|--------------------|-------------------------|--------------------------|--------------------|-------------------|----------------|--------|
| 1 | 17973.3289 | 26.68 | 18.67 | 45.35 | 54.00 | 8.65 | AV |

- Remark: 1. Measurement = Reading Level + Correct Factor.
2. If Peak Result complies with AV limit, AV Result is deemed to comply with AV limit.
3. Test setup: RBW: 1 MHz, VBW: 3 MHz, Sweep time: auto.
4. Peak: Peak detector.
5. AVG: VBW refer to section 6.1.
6. For above 6.5GHz part, filter losses were only considered in the spurious frequency bands and the authorized band were not corrected for HPF losses. The proper operation of the transmitter prior to adding the filter to the measurement chain.
7. Only the worst case emission was recorded, if it complies with the limit, the other emissions deemed to comply with the limit.
8. Since non-restricted band peak emissions are less than the average limit, they also comply with the -27dBm/MHz (68.2dBuV/m) limit.

| Test Mode | Channel | Polarization | Verdict |
|-----------|---------|--------------|---------|
| 11AC80 | 5210 | Vertical | PASS |



PK Result:

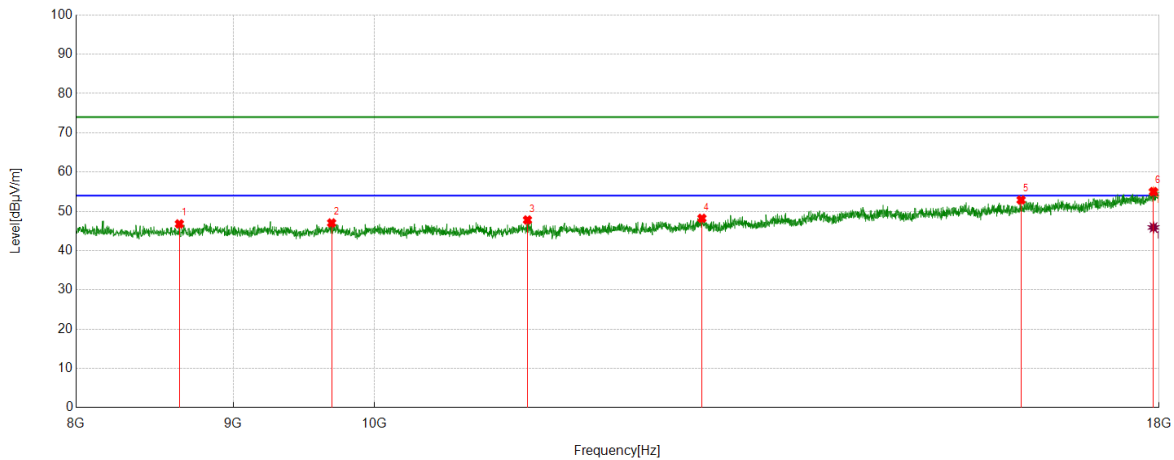
| No. | Frequency [MHz] | Reading Level [dBuV] | Correct Factor [dB/m] | Result [dBuV/m] | Limit [dBuV/m] | Margin [dB] | Remark |
|-----|--------------------|-------------------------|--------------------------|--------------------|-------------------|----------------|--------|
| 1 | 8813.4689 | 43.59 | 3.85 | 47.44 | 74.00 | 26.56 | peak |
| 2 | 9956.9928 | 41.81 | 4.40 | 46.21 | 74.00 | 27.79 | peak |
| 3 | 12034.0057 | 40.47 | 6.87 | 47.34 | 74.00 | 26.66 | peak |
| 4 | 15257.8763 | 37.82 | 13.15 | 50.97 | 74.00 | 23.03 | peak |
| 5 | 17784.9642 | 38.41 | 18.01 | 56.42 | 74.00 | 17.58 | peak |
| 6 | 17961.6603 | 36.73 | 18.48 | 55.21 | 74.00 | 18.79 | peak |

AV Result:

| No. | Frequency [MHz] | Reading Level [dBuV] | Correct Factor [dB/m] | Result [dBuV/m] | Limit [dBuV/m] | Margin [dB] | Remark |
|-----|--------------------|-------------------------|--------------------------|--------------------|-------------------|----------------|--------|
| 1 | 17784.9642 | 26.48 | 18.01 | 44.49 | 54.00 | 9.51 | AV |
| 2 | 17961.6603 | 26.90 | 18.48 | 45.38 | 54.00 | 8.62 | AV |

- Remark: 1. Measurement = Reading Level + Correct Factor.
2. If Peak Result complies with AV limit, AV Result is deemed to comply with AV limit.
3. Test setup: RBW: 1 MHz, VBW: 3 MHz, Sweep time: auto.
4. Peak: Peak detector.
5. AVG: VBW refer to section 6.1.
6. For above 6.5GHz part, filter losses were only considered in the spurious frequency bands and the authorized band were not corrected for HPF losses. The proper operation of the transmitter prior to adding the filter to the measurement chain.
7. Only the worst case emission was recorded, if it complies with the limit, the other emissions deemed to comply with the limit.
8. Since non-restricted band peak emissions are less than the average limit, they also comply with the -27dBm/MHz (68.2dBuV/m) limit.

| Test Mode | Channel | Polarization | Verdict |
|-----------|---------|--------------|---------|
| 11AC80 | 5290 | Horizontal | PASS |



PK Result:

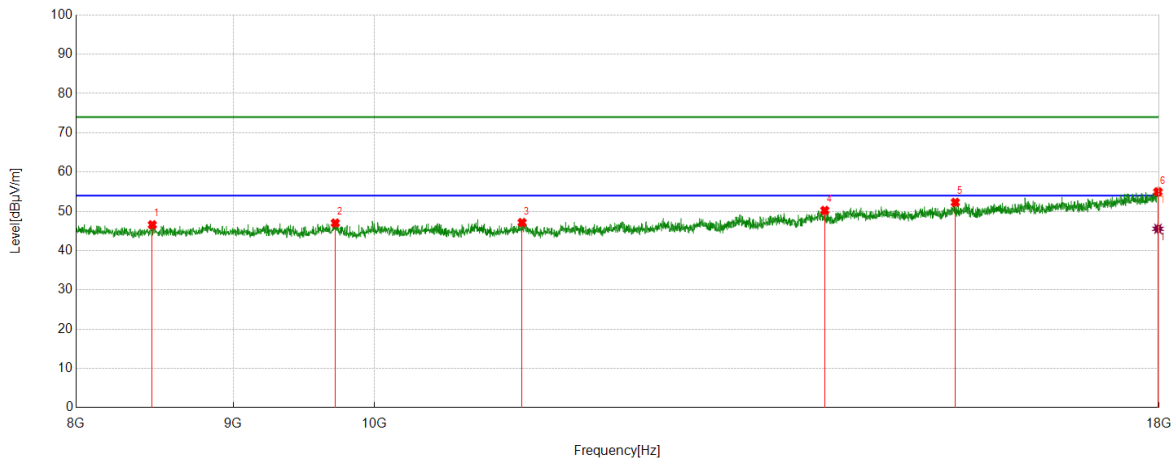
| No. | Frequency [MHz] | Reading Level [dBuV] | Correct Factor [dB/m] | Result [dBuV/m] | Limit [dBuV/m] | Margin [dB] | Remark |
|-----|--------------------|-------------------------|--------------------------|--------------------|-------------------|----------------|--------|
| 1 | 8643.4406 | 43.56 | 3.23 | 46.79 | 74.00 | 27.21 | peak |
| 2 | 9686.9478 | 43.04 | 4.00 | 47.04 | 74.00 | 26.96 | peak |
| 3 | 11217.2029 | 42.62 | 5.18 | 47.80 | 74.00 | 26.20 | peak |
| 4 | 12782.4637 | 40.58 | 7.64 | 48.22 | 74.00 | 25.78 | peak |
| 5 | 16233.0388 | 39.00 | 13.89 | 52.89 | 74.00 | 21.11 | peak |
| 6 | 17924.9875 | 36.44 | 18.58 | 55.02 | 74.00 | 18.98 | peak |

AV Result:

| No. | Frequency [MHz] | Reading Level [dBuV] | Correct Factor [dB/m] | Result [dBuV/m] | Limit [dBuV/m] | Margin [dB] | Remark |
|-----|--------------------|-------------------------|--------------------------|--------------------|-------------------|----------------|--------|
| 1 | 17924.9875 | 27.31 | 18.58 | 45.89 | 54.00 | 8.11 | AV |

- Remark: 1. Measurement = Reading Level + Correct Factor.
2. If Peak Result complies with AV limit, AV Result is deemed to comply with AV limit.
3. Test setup: RBW: 1 MHz, VBW: 3 MHz, Sweep time: auto.
4. Peak: Peak detector.
5. AVG: VBW refer to section 6.1.
6. For above 6.5GHz part, filter losses were only considered in the spurious frequency bands and the authorized band were not corrected for HPF losses. The proper operation of the transmitter prior to adding the filter to the measurement chain.
7. Only the worst case emission was recorded, if it complies with the limit, the other emissions deemed to comply with the limit.
8. Since non-restricted band peak emissions are less than the average limit, they also comply with the -27dBm/MHz (68.2dBuV/m) limit.

| Test Mode | Channel | Polarization | Verdict |
|-----------|---------|--------------|---------|
| 11AC80 | 5290 | Vertical | PASS |



PK Result:

| No. | Frequency [MHz] | Reading Level [dBuV] | Correct Factor [dB/m] | Result [dBuV/m] | Limit [dBuV/m] | Margin [dB] | Remark |
|-----|--------------------|-------------------------|--------------------------|--------------------|-------------------|----------------|--------|
| 1 | 8470.0783 | 43.54 | 3.03 | 46.57 | 74.00 | 27.43 | peak |
| 2 | 9713.6189 | 42.47 | 4.54 | 47.01 | 74.00 | 26.99 | peak |
| 3 | 11172.1954 | 41.75 | 5.39 | 47.14 | 74.00 | 26.86 | peak |
| 4 | 14014.3357 | 39.51 | 10.73 | 50.24 | 74.00 | 23.76 | peak |
| 5 | 15452.9088 | 39.09 | 13.19 | 52.28 | 74.00 | 21.72 | peak |
| 6 | 17984.9975 | 36.39 | 18.58 | 54.97 | 74.00 | 19.03 | peak |

AV Result:

| No. | Frequency [MHz] | Reading Level [dBuV] | Correct Factor [dB/m] | Result [dBuV/m] | Limit [dBuV/m] | Margin [dB] | Remark |
|-----|--------------------|-------------------------|--------------------------|--------------------|-------------------|----------------|--------|
| 1 | 17984.9975 | 26.97 | 18.58 | 45.55 | 54.00 | 8.45 | AV |

- Remark: 1. Measurement = Reading Level + Correct Factor.
2. If Peak Result complies with AV limit, AV Result is deemed to comply with AV limit.
3. Test setup: RBW: 1 MHz, VBW: 3 MHz, Sweep time: auto.
4. Peak: Peak detector.
5. AVG: VBW refer to section 6.1.
6. For above 6.5GHz part, filter losses were only considered in the spurious frequency bands and the authorized band were not corrected for HPF losses. The proper operation of the transmitter prior to adding the filter to the measurement chain.
7. Only the worst case emission was recorded, if it complies with the limit, the other emissions deemed to comply with the limit.
8. Since non-restricted band peak emissions are less than the average limit, they also comply with the -27dBm/MHz (68.2dBuV/m) limit.