

# **Test setup photos of EUT**

## 1. Orthogonal plane of EUT

- The testing was set in the three orthogonal planes and measured for each position (X, Y, Z).

### X-axis




### Y-axis





**Model name: CCRC R**

**Z-axis**



**Model name: CCRC R**

## 2. Photos of Radiated Spurious Emission Test (Below 1 GHz)



**Model name: CCRC R**



### 3. Photo of Radiated Spurious Emission Test (Above 1 GHz)



### 4. Photo of Conducted Test



**Model name: CCRC R**