



**Athena GTX, Inc.**

**HsPro System**

**FCC 2.1093:2022**

**802.11b/g/n**

**Bluetooth Low Energy**

**Report: AGTX0060.1, Issue Date: July 25, 2022**



*This report must not be used to claim product certification, approval, or endorsement by A2LA or any agency of the U.S. Government. This Report shall not be reproduced, except in full without written approval of the laboratory.*

# CERTIFICATE OF EVALUATION

Last Date of Evaluation: July 25, 2022  
Athena GTX, Inc.  
EUT: HsPro System

## RF Exposure Evaluation

### Standards

Specification	Method
FCC 2.1093:2022	FCC 447498 D01 General RF Exposure Guidance v06

### Results

Method Clause	Description	Applied	Results	Comments
4.3.1	SAR Test Exclusion	Yes	Pass	None
4.3.2	Simultaneous Transmission SAR Test Exclusion	Yes	Pass	None

### Deviations From Evaluation Standards

None

### Approved By:



Donald Facteau, Process Architect

*Product compliance is the responsibility of the client; therefore, the tests and equipment modes of operation represented in this report were agreed upon by the client, prior to testing. The results of this test pertain only to the sample(s) tested. The specific description is noted in each of the individual sections of the test report supporting this certificate of test. This report reflects only those tests from the referenced standards shown in the certificate of test. It does not include inspection or verification of labels, identification, marking or user information. As indicated in the Statement of Work sent with the quotation, Element's standard process is to always use the latest published version of the test methods even when earlier versions are cited in the test specification. Issuance of a purchase order was de facto acceptance of this approach. Otherwise, the client would have advised Element in writing of the specific version of the test methods they wanted applied to the subject testing*

# REVISION HISTORY



Revision Number	Description	Date (yyyy-mm-dd)	Page Number
00	None		

# ACCREDITATIONS AND AUTHORIZATIONS



---

## United States

**FCC** - Designated by the FCC as a Telecommunications Certification Body (TCB). Certification chambers, Open Area Test Sites, and conducted measurement facilities are listed with the FCC.

**A2LA** - Each laboratory is accredited by A2LA to ISO / IEC 17025, and as a product certifier to ISO / IEC 17065 which allows Element to certify transmitters to FCC and IC specifications.

---

## Canada

**ISED** - Recognized by Innovation, Science and Economic Development Canada as a Certification Body (CB) and as a CAB for the acceptance of test data.

---

## European Union

**European Commission** – Recognized as an EU Notified Body validated for the EMCD and RED Directives.

---

## United Kingdom

**BEIS** – Recognized by the UK as an Approved Body under the UK Radio Equipment and UK EMC Regulations.

---

## Australia/New Zealand

**ACMA** - Recognized by ACMA as a CAB for the acceptance of test data.

---

## Korea

**MSIT / RRA** - Recognized by KCC's RRA as a CAB for the acceptance of test data.

---

## Japan

**VCCI** - Associate Member of the VCCI. Conducted and radiated measurement facilities are registered.

---

## Taiwan

**BSMI** – Recognized by BSMI as a CAB for the acceptance of test data.

**NCC** - Recognized by NCC as a CAB for the acceptance of test data.

---

## Singapore

**IDA** – Recognized by IDA as a CAB for the acceptance of test data.

---

## Israel

**MOC** – Recognized by MOC as a CAB for the acceptance of test data.

---

## Hong Kong

**OFCA** – Recognized by OFCA as a CAB for the acceptance of test data.

---

## Vietnam

**MIC** – Recognized by MIC as a CAB for the acceptance of test data.

---

## SCOPE

For details on the Scopes of our Accreditations, please visit:

[California](#)

[Minnesota](#)

[Oregon](#)


[Texas](#)

[Washington](#)

# FACILITIES



<b>California</b> Labs OC01-17 41 Tesla Irvine, CA 92618 (949) 861-8918	<b>Minnesota</b> Labs MN01-11 9349 W Broadway Ave. Brooklyn Park, MN 55445 (612)-638-5136	<b>Oregon</b> Labs EV01-12 6775 NE Evergreen Pkwy #400 Hillsboro, OR 97124 (503) 844-4066	<b>Texas</b> Labs TX01-09 3801 E Plano Pkwy Plano, TX 75074 (469) 304-5255	<b>Washington</b> Labs NC01-05 19201 120 <sup>th</sup> Ave NE Bothell, WA 98011 (425)984-6600
<b>A2LA</b>				
Lab Code: 3310.04	Lab Code: 3310.05	Lab Code: 3310.02	Lab Code: 3310.03	Lab Code: 3310.06
<b>Innovation, Science and Economic Development Canada</b>				
2834B-1, 2834B-3	2834E-1, 2834E-3	2834D-1	2834G-1	2834F-1
<b>BSMI</b>				
SL2-IN-E-1154R	SL2-IN-E-1152R	SL2-IN-E-1017	SL2-IN-E-1158R	SL2-IN-E-1153R
<b>VCCI</b>				
A-0029	A-0109	A-0108	A-0201	A-0110
<b>Recognized Phase I CAB for ISED, ACMA, BSMI, IDA, KCC/RRR, MIC, MOC, NCC, OFCA</b>				
US0158	US0175	US0017	US0191	US0157



# PRODUCT DESCRIPTION

## Client and Equipment Under Evaluation Information

Company Name:	Athena GTX, Inc.
Address:	5900 NW 86th Street Suite 300
City, State, Zip:	Johnston, IA 50131
Evaluation Requested By:	Nicholas deBlois
EUT:	HsPro System
Date of Evaluation:	7/25/2022

## Information Provided by the Party Requesting the Evaluation

### Functional Description of the Equipment:

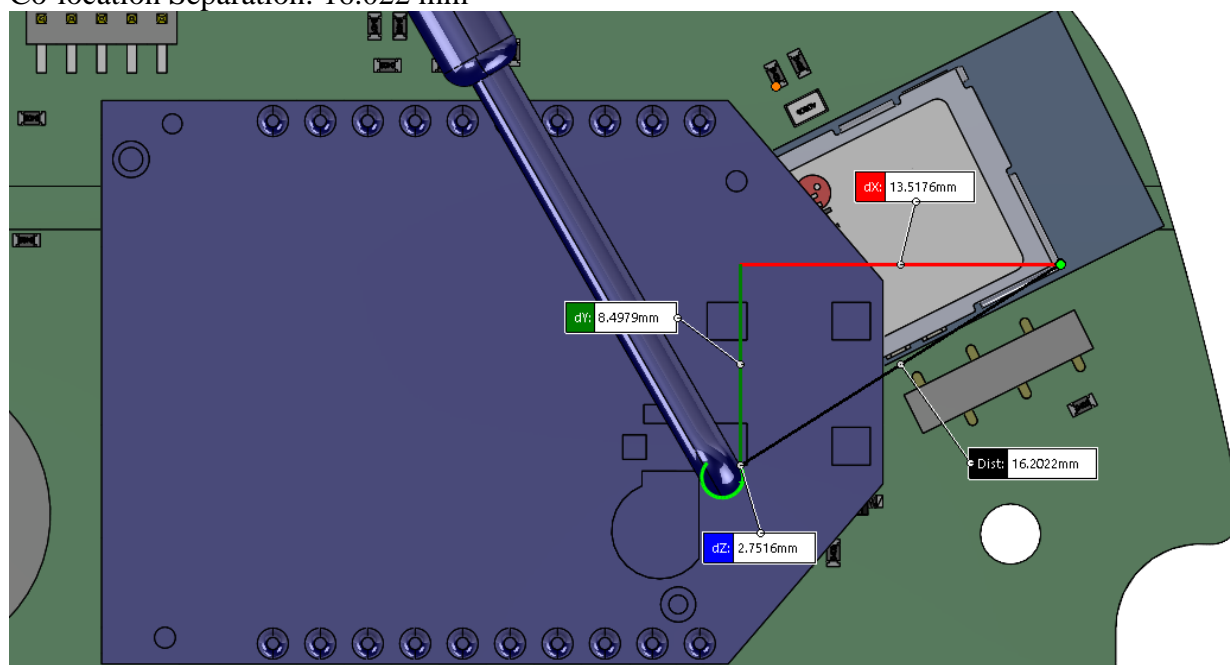
HsPro is a multi-parameter vital signs monitor for SpO2 and pulse rate via integrated arm sensors. HsPro is attached to users by an arm strap on the bicep.

HsPro connects to applicable Bluetooth Low Energy (BLE) accessories while sending user vital indicators through wireless radio communications from the HsPro device to an HsPro viewer on a PC, Android, or iOS device.

\*NOTE\* Only a single BLE (nordic BMD) module will be co-transmitting with the XB2B. The two BMD chips are either/or population and will never be in the same system at the same time.

Maximum dimensions are: 3.5"x3.75"x1"

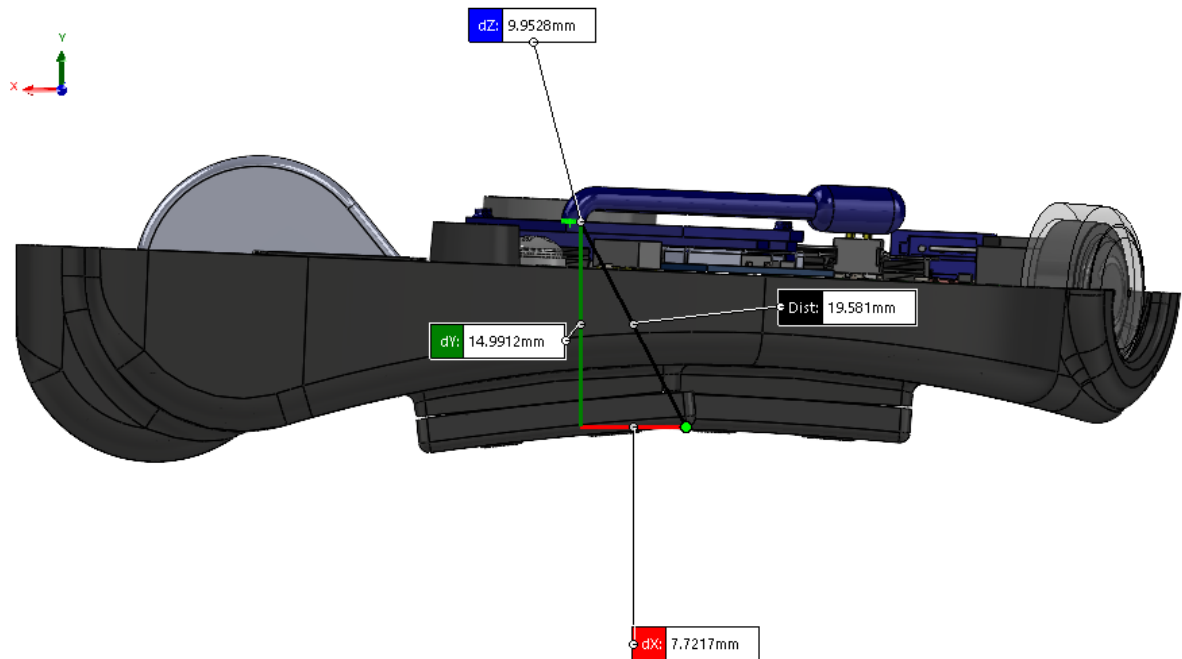
Co-location Separation: 16.022 mm



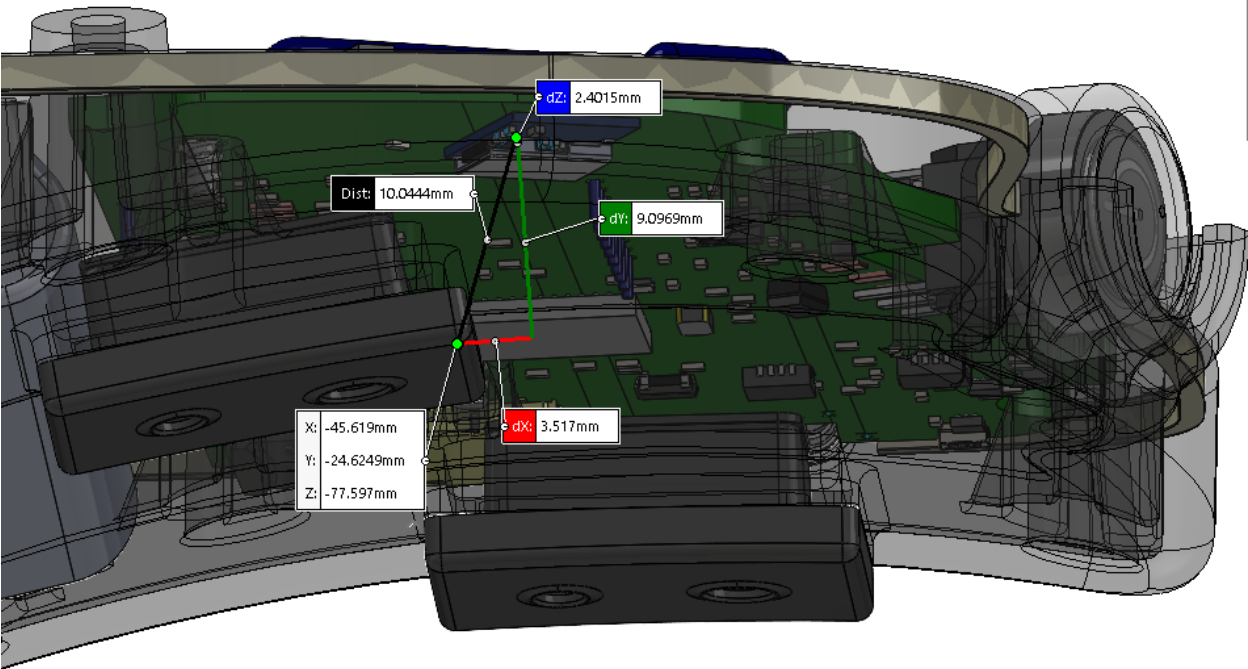


# PRODUCT DESCRIPTION

Antenna – Skin Separation: XBEE: 14.991 mm



BLE: 9.0969 mm



# PRODUCT DESCRIPTION

---

Host Accessory Materials (surround antenna): Armband made of bamboo-based memory foam, polyester/micro-modal/merino wool mesh fabric, thermoplastic polyurethane (TPU) grommets, and polyethylene terephthalate (rPET) lining.

The following duty cycle information was provided by Nicholas deBlois of Athena GTX, Inc.

Live Data mode transmits 1 packet every 5 seconds.

Live Data Mode:

Packet size: 1420 bytes (max)

Data Rate: 802.11b at 11 Mbps (ad-hoc), and 802.11n at 1 Mbps – 72.22 Mbps

Packet Transmit Time: 19.7  $\mu$ s

Worst Case Duty Cycle Calculation: 1420 bytes = 11360 bits

At the slowest rate of 1,000,000 bits per second (Mbps) this gives a duty cycle of 0.2272% over a 5 second interval.

Historical Data Mode requests previous live data packets that were missed, for up to 3 packets every 5 seconds in addition to the 1 Live Data packet

Historical Data Mode:

Packet size: 1420 bytes (max)

Data Rate: 802.11b at 11 Mbps (ad-hoc), and 802.11n at 1 Mbps – 72.22 Mbps

Packet Transmit Time: 19.7  $\mu$ s

Worst Case Duty Cycle Calculation: 1420 bytes = 11360 bits

At the slowest rate of 1,000,000 bits per second (Mbps) this gives a duty cycle of **0.9088%** (worst-case) = 0.2272% x 4 packets over a 5 second interval.

---

## Objective:

To demonstrate compliance with FCC RF exposure requirements for 2.1093 portable devices.

---



# RF EXPOSURE CONDITION



The following RF Exposure conditions were used for the assessment documented in this report:	
Intended Use	Portable
Location on Body (if applicable)	Head/Torso
How is the Device Used	The equipment is used at a distance less than 20 cm from the user.
Radios Contained in the Same Host Device	802.11b/g/n (XB2B-WFWT-001) x2 Bluetooth Low Energy (BMD-300, BMD-350)
Simultaneous Transmitting Radios	802.11b/g/n, Bluetooth Low Energy (BMD-300) 802.11b/g/n, Bluetooth Low Energy (BMD-350)
Body Worn Accessories	NA
Environment	General Population/Uncontrolled Exposure

# SAR TEST EXCLUSION

## OVERVIEW

Human exposure to RF emissions from portable devices (47 CFR §2.1093) used with the radiating antenna closer than 20 cm to the user requires Specific Absorption Rate (SAR) to evaluate the environmental impact of human exposure to radiofrequency (RF) radiation.

## COMPLIANCE WITH FCC 2.1093

### 47 CFR §1.1307

*“(b)(1) Requirements. (i) With respect to the limits on human exposure to RF provided in §1.1310 of this chapter, applicants to the Commission for the grant or modification of construction permits, licenses or renewals thereof, temporary authorities, equipment authorizations, or any other authorizations for radiofrequency sources must either:*

*(A) Determine that they qualify for an exemption pursuant to §1.1307(b)(3);*

*(B) Prepare an evaluation of the human exposure to RF radiation pursuant to §1.1310 and include in the application a statement confirming compliance with the limits in §1.1310; or*

*(C) Prepare an Environmental Assessment if those RF sources would cause human exposure to levels of RF radiation in excess of the limits in §1.1310.*

**The EUT will be used with a separation distance of less than 20 centimeters between the radiating antenna and the body of the user or nearby persons and must therefore be considered a portable transmitter per 47 CFR 2.1093(b).**

### 47 CFR §2.1093

*“(b) For purposes of this section, the definitions in §1.1307(b)(2) of this chapter shall apply. A portable device is defined as a transmitting device designed to be used in other than fixed locations and to generally be used in such a way that the RF source’s radiating structure(s) is/are within 20 centimeters of the body of the user.”*

## COMPLIANCE WITH FCC KDB 447498 D01 General RF Exposure Guidance v06

“KDB 447498 D01 General RF Exposure Guidance v06” provides the procedures, requirements, and authorization policies for mobile and portable devices.

Standalone radio SAR test exclusion is covered under section 4.3.1. Unless specifically required by the published RF exposure KDB procedures, standalone 1-g head or body and 10-g extremity SAR evaluation for general population exposure conditions, by measurement or numerical simulation, is not required when the corresponding SAR Test Exclusion Thresholds are met as shown in the Limits section below.

Simultaneous transmission SAR test exclusion is covered under section 4.3.2. SAR test exclusion is determined for each operating configuration and exposure condition according to the reported standalone SAR of each applicable simultaneously transmitting antenna. When the sum of 1-g or 10-g SAR of all simultaneously transmitting antennas in an operating mode and exposure condition combination is within the SAR limit, SAR test exclusion applies to that simultaneous transmission configuration.

# SAR TEST EXCLUSION

## LIMITS

### Limits for General Population /Uncontrolled Exposure: 47 CFR 1.1310 (c)

The SAR limits for general population/uncontrolled exposure are 0.08 W/kg, as averaged over the whole body, and a peak spatial-average SAR of 1.6 W/kg, averaged over any 1 gram of tissue (defined as a tissue volume in the shape of a cube). Exceptions are the parts of the human body treated as extremities, such as hands, wrists, feet, ankles, and pinnae, where the peak spatial-average SAR limit is 4 W/kg, averaged over any 10 grams of tissue (defined as a tissue volume in the shape of a cube). Exposure may be averaged over a time period not to exceed 30 minutes to determine compliance with general population/uncontrolled SAR limits.

For 100 kHz to 6 GHz and test separation distances  $\leq 50$  mm, the SAR test exclusion thresholds are 1-g for head and body SAR and 10-g SAR for extremity SAR.

## ASSESSMENT (KDB 447498 D01 GENERAL RF EXPOSURE GUIDANCE V06)

For 100 MHz to 6 GHz and test separation distances  $\leq 50$  mm, the 1-g and 10-g SAR test exclusion thresholds are determined by the following:

$$\left[ \frac{(\text{max. power of channel, including tune-up tolerance, mW})}{(\text{min. test separation distance, mm})} \right] \cdot \left[ \sqrt{f(\text{GHz})} \right] = \begin{matrix} 3.0 \text{ for 1-g SAR} \\ 7.5 \text{ for 10-g extremity SAR} \end{matrix}$$

Where:

- $f(\text{GHz})$  is the RF channel transmit frequency in GHz
- Power and distance are rounded to the nearest mW and mm before calculation
- The result is rounded to one decimal place for comparison
- 3.0 and 7.5 are referred to as the numeric thresholds

The test exclusions are applicable only when the minimum test separation distance is  $\leq 50$  mm and for transmission frequencies between 100 MHz and 6 GHz. When the minimum test separation distance is  $< 5$  mm, a distance of 5 mm according to 4.1f) is applied to determine SAR test exclusion.

The SAR Test Exclusion Threshold is summarized in the following table(s):

Radio	Transmit Frequency (MHz)	Conducted Output Power	Power Tolerance (dB)	Duty Cycle	Minimum Separation Distance (mm)	Exclusion Threshold	Limit	Compliant
802.11b/g/n: XB2B-WFWT-001	2412 - 2462	28.2 dBm	1.8	0.9%	14.991	0.9	3.0	Yes

The information in the table above was obtained from:

The rated value was used in these calculations. From client supplied information and the maximum output power (worst-case) listed on the grant, FCC ID: 2AVRK-XBS6BTH. Per FCC 15.247(b)(1), the maximum output power cannot exceed 1 W (30 dBm). The grant allows for variable power up to the maximum, but typical operational use is 16 dBm.

Radio	Transmit Frequency (MHz)	Conducted Output Power	Power Tolerance (dB)	Duty Cycle	Minimum Separation Distance (mm)	Exclusion Threshold	Limit	Compliant
Bluetooth Low Energy: BMD-350	2402 - 2480	-4 dBm	2.0	100.0%	9.0969	0.1	3.0	Yes
Bluetooth Low Energy: BMD-300	2402 - 2480	-4 dBm	2.0	100.0%	9.0969	0.1	3.0	Yes

The information in the table above was obtained from:

# SAR TEST EXCLUSION



The rated value was used in these calculations. From client supplied information. FCC ID: 2AA9B05 (BMD-350). FCC ID: 2AA9B04 (BMD-300). Client stated 0.2272% maximum duty cycle but 100% was used as worst-case.

Evaluator: Brian Fahey

# ESTIMATED SAR

## METHOD OF EVALUATION – SIMULTANEOUS TRANSMISSION CONFIGURATION

KDB 447498 D01 General RF Exposure Guidance v06, Section 4.3.2(b)

*“When an antenna qualifies for the standalone SAR test exclusion of 4.3.1 and also transmits simultaneously with other antennas, the standalone SAR value must be estimated according to the following to determine the simultaneous transmission SAR test exclusion criteria:*

- 1) 
$$\frac{[(\text{max. power of channel, including tune-up tolerance, mW})/(\text{min. test separation distance, mm})]}{[\sqrt{f(\text{GHz})}/x]}, \text{ for test separation distances } \leq 50\text{mm};$$

where  $x = 7.5$  for 1-g SAR and  $x = 18.75$  for 10-g SAR.

- 2) 0.4 W/kg for 1-g SAR and 1.0 W/kg for 10-g SAR, when the test separation distance is  $> 50$  mm.

*This SAR estimation formula has been considered in conjunction with the SAR Test Exclusion Thresholds to result in substantially conservative SAR values of  $= 0.4$  W/kg. When SAR is estimated, the peak SAR location is assumed to be at the feed-point or geometric center of the antenna, whichever provides a smaller antenna separation distance, and this location must be clearly identified in test reports. The estimated SAR is used only to determine simultaneous transmission SAR test exclusion; it should not be reported as the standalone SAR. When SAR is estimated, it must be applied to determine the sum of 1-g SAR test exclusion. When SAR to peak location separation ratio test exclusion is applied, the highest reported SAR for simultaneous transmission can be an estimated standalone SAR if the estimated SAR is the highest among the simultaneously transmitting antennas (see also KDB Publication 690783 D01). For situations where the estimated SAR is overly conservative for certain conditions, the test lab may choose to perform standalone SAR measurements, then use the measured SAR to determine simultaneous transmission SAR test exclusion. Estimated SAR values at selected frequencies, distances, and power levels are illustrated in Appendix D.*

In the table below, the estimated stand-alone SAR for the radio(s) capable of simultaneous transmission is listed. The estimated values have been summed and compared to the SAR limit. The result of the calculation is well below the limit therefore the unit is excluded from simultaneous SAR evaluation and deemed compliant with FCC RF exposure requirements.

# ESTIMATED SAR

Radio	Model	Transmit Frequency (GHz)	Test Separation (mm)	Time Averaged Power (mW)	Duty Cycle	Estimated SAR (W/kg)	Specification (W/kg)
Bluetooth Low Energy	BMD-300 or BMD-350	2.402 – 2.480	9.0969	0.6	1	0	1.6
802.11b/g/n	XB2B-WFWT-001	2.412 – 2.462	14.991	9.1	0.009088	0.1	1.6
Estimated Summed SAR						0.1	1.6

The information in the table above was obtained from:  
Please see the standalone document above.



End of Test Report