



FCC RF Test Report

APPLICANT : VINFAST TRADING AND PRODUCTION JOINT STOCK COMPANY
EQUIPMENT : MULTIMEDIA HEAD UNIT
BRAND NAME : VINFAST
MODEL NAME : VF-EC32U
FCC ID : 2A6HEVF-EC32U
STANDARD : FCC Part 15 Subpart C §15.247
CLASSIFICATION : (DTS) Digital Transmission System
TEST DATE(S) : Sep. 26, 2023 ~ Oct. 12, 2023

We, Sporton International Inc. (Kunshan), would like to declare that the tested sample has been evaluated in accordance with the test procedures and has been in compliance with the applicable technical standards.

The test results in this report apply exclusively to the tested model / sample. Without written approval of Sporton International Inc. (Kunshan), the test report shall not be reproduced except in full.

Jason Jia

Approved by: Jason Jia



Sporton International Inc. (Kunshan)

**No. 1098, Pengxi North Road, Kunshan Economic Development Zone Jiangsu Province 215300
People's Republic of China**



TABLE OF CONTENTS

REVISION HISTORY.....	3
SUMMARY OF TEST RESULT	4
1 GENERAL DESCRIPTION.....	5
1.1 Applicant.....	5
1.2 Manufacturer.....	5
1.3 Product Feature of Equipment Under Test.....	5
1.4 Product Specification of Equipment Under Test.....	5
1.5 Modification of EUT	6
1.6 Testing Location	6
1.7 Test Software.....	6
1.8 Applicable Standards.....	6
2 TEST CONFIGURATION OF EQUIPMENT UNDER TEST.....	7
2.1 Carrier Frequency Channel	7
2.2 Test Mode.....	8
2.3 Connection Diagram of Test System.....	8
2.4 Support Unit used in test configuration and system	9
2.5 EUT Operation Test Setup	9
2.6 Measurement Results Explanation Example.....	9
3 TEST RESULT	10
3.1 6dB and 99% Bandwidth Measurement	10
3.2 Output Power Measurement.....	19
3.3 Power Spectral Density Measurement	20
3.4 Conducted Band Edges and Spurious Emission Measurement	29
3.5 Radiated Band Edges and Spurious Emission Measurement	38
3.6 Antenna Requirements.....	42
4 LIST OF MEASURING EQUIPMENT.....	43
5 MEASUREMENT UNCERTAINTY	44
APPENDIX A. CONDUCTED TEST RESULTS	
APPENDIX B. RADIATED SPURIOUS EMISSION	
APPENDIX C. DUTY CYCLE PLOTS	
APPENDIX D. SETUP PHOTOGRAPHS	



REVISION HISTORY

REPORT NO.	VERSION	DESCRIPTION	ISSUED DATE
FR362705B	Rev. 01	Initial issue of report	Nov. 10, 2023

SUMMARY OF TEST RESULT

Report Section	FCC Rule	Description	Limit	Result	Remark
3.1	15.247(a)(2)	6dB Bandwidth	$\geq 0.5\text{MHz}$	Pass	-
3.1	-	99% Bandwidth	-	Report only	-
3.2	15.247(b)(3)	Peak Output Power	$\leq 30\text{dBm}$	Pass	-
3.3	15.247(e)	Power Spectral Density	$\leq 8\text{dBm}/3\text{kHz}$	Pass	-
3.4	15.247(d)	Conducted Band Edges and Spurious Emission	$\leq 20\text{dBc}$	Pass	-
3.5	15.247(d)	Radiated Band Edges and Spurious Emission	15.209(a) & 15.247(d)	Pass	Under limit 7.25 dB at 480.080 MHz
-	15.207	AC Conducted Emission	15.207(a)	Not Applicable	-
3.6	15.203 & 15.247(b)	Antenna Requirement	15.203 & 15.247(b)	Pass	-

Remark: Not Applicable means after assessing, test items are not necessary to carry out.

Conformity Assessment Condition:

- The test results (PASS/FAIL) with all measurement uncertainty excluded are presented against the regulation limits or in accordance with the requirements stipulated by the applicant/manufacture who shall bear all the risks of non-compliance that may potentially occur if measurement uncertainty is taken into account.
- The measurement uncertainty please refer to each test result in the section "Measurement Uncertainty"

Disclaimer:

The product specifications of the EUT presented in the test report that may affect the test assessments are declared by the manufacturer who shall take full responsibility for the authenticity.



1 General Description

1.1 Applicant

VINFAST TRADING AND PRODUCTION JOINT STOCK COMPANY

Dinh Vu - Cat Hai Economic Zone, Cat Hai Island, Cat Hai Town, Cat Hai District, Hai Phong City, Vietnam

1.2 Manufacturer

VINFAST TRADING AND PRODUCTION JOINT STOCK COMPANY

Dinh Vu - Cat Hai Economic Zone, Cat Hai Island, Cat Hai Town, Cat Hai District, Hai Phong City, Vietnam

1.3 Product Feature of Equipment Under Test

Product Feature	
Equipment	MULTIMEDIA HEAD UNIT
Brand Name	VINFAST
Model Name	VF-EC32U
FCC ID	2A6HEVF-EC32U
S/N Code	Conducted/ Radiation: 230530D00011
HW Version	EEP70005507
SW Version	SOW70005570
EUT Stage	Identical Prototype

Remark:

1. The above EUT's information was declared by manufacturer. Please refer to the specifications or user's manual for more detailed description.
2. This is a vehicle device, only supports 12Vdc and does not use AC charger.

1.4 Product Specification of Equipment Under Test

Standards-related Product Specification	
Tx/Rx Frequency Range	2402 MHz ~ 2480 MHz
Number of Channels	40
Carrier Frequency of Each Channel	40 Channel(37 hopping + 3 advertising channel)
Maximum Output Power to Antenna	Bluetooth LE (1Mbps) : 0.75 dBm (0.001189 W) Bluetooth LE (2Mbps) : 1.06 dBm (0.001276 W)
99% Occupied Bandwidth	Bluetooth LE (1Mbps) : 1.051MHz Bluetooth LE (2Mbps) : 2.106MHz
Antenna Type / Gain	FPCB Antenna with gain 3.89 dBi
Type of Modulation	Bluetooth LE : GFSK



1.5 Modification of EUT

No modifications are made to the EUT during all test items.

1.6 Testing Location

Sporton International Inc. (Kunshan) is accredited to ISO/IEC 17025:2017 by American Association for Laboratory Accreditation with Certificate Number 5145.02.

Test Firm	Sporton International Inc. (Kunshan)		
Test Site Location	No. 1098, Pengxi North Road, Kunshan Economic Development Zone Jiangsu Province 215300 People's Republic of China TEL : +86-512-57900158		
Test Site No.	Sporton Site No.	FCC Designation No.	FCC Test Firm Registration No.
	03CH05-KS TH01-KS	CN1257	314309

1.7 Test Software

Item	Site	Manufacturer	Name	Version
1.	TH01-KS	SPORTON	FCC BT2.0 Ver3.0_For_CHINA_190111	3.0
2.	03CH05-KS	AUDIX	E3	210616

1.8 Applicable Standards

According to the specifications of the manufacturer, the EUT must comply with the requirements of the following standards:

- ♦ 47 CFR Part 15 Subpart C §15.247
- ♦ FCC KDB 558074 D01 15.247 Meas Guidance v05r02
- ♦ ANSI C63.10-2013

Remark:

1. All test items were verified and recorded according to the standards and without any deviation during the test.
2. This EUT has also been tested and complied with the requirements of FCC Part 15, Subpart B, recorded in a separate test report.



2 Test Configuration of Equipment Under Test

2.1 Carrier Frequency Channel

Frequency Band	Channel	Freq. (MHz)	Channel	Freq. (MHz)
2400-2483.5 MHz	0	2402	21	2444
	1	2404	22	2446
	2	2406	23	2448
	3	2408	24	2450
	4	2410	25	2452
	5	2412	26	2454
	6	2414	27	2456
	7	2416	28	2458
	8	2418	29	2460
	9	2420	30	2462
	10	2422	31	2464
	11	2424	32	2466
	12	2426	33	2468
	13	2428	34	2470
	14	2430	35	2472
	15	2432	36	2474
	16	2434	37	2476
	17	2436	38	2478
	18	2438	39	2480
	19	2440	-	-
	20	2442	-	-

2.2 Test Mode

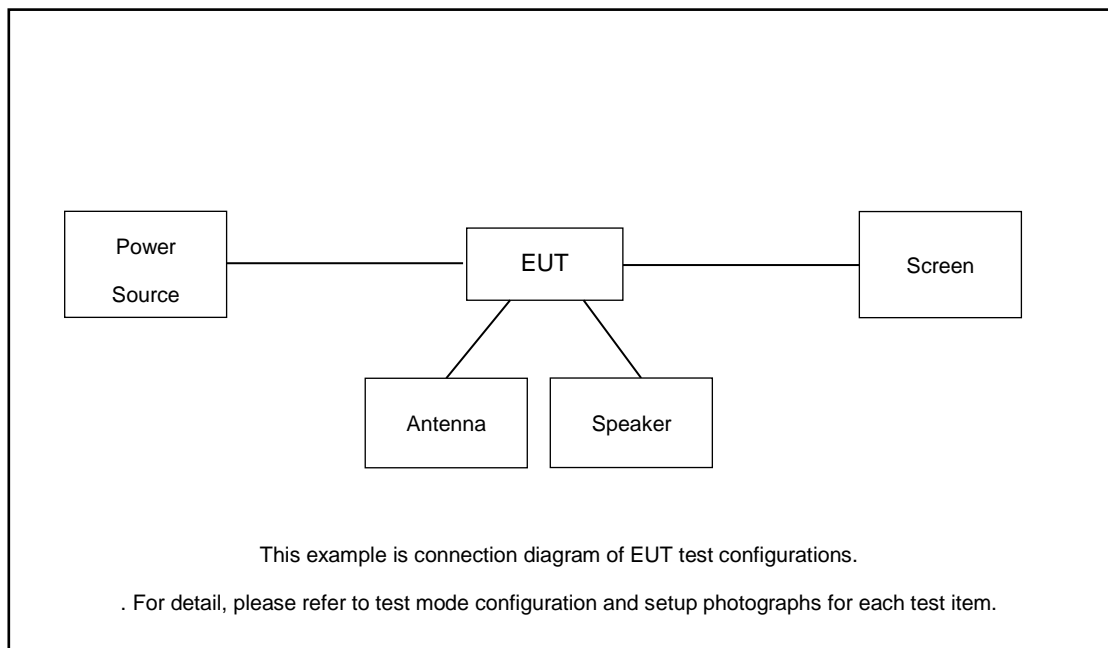
The EUT has been associated with peripherals and configuration operated in a manner tended to maximize its emission characteristics in a typical application. Frequency range investigated: radiation emission (9 kHz to the 10th harmonic of the highest fundamental frequency or to 40 GHz, whichever is lower). For radiated measurement, pre-scanned in three orthogonal panels, X, Y, Z. The worst cases (X plane) were recorded in this report.

The following summary table is showing all test modes to demonstrate in compliance with the standard.

Summary table of Test Cases	
Test Item	Data Rate / Modulation
	Bluetooth LE / GFSK
Conducted TCs	Mode 1: Bluetooth Tx CH00_2402 MHz
	Mode 2: Bluetooth Tx CH19_2440 MHz
	Mode 3: Bluetooth Tx CH39_2480 MHz
Radiated TCs	Mode 1: Bluetooth Tx CH00_2402 MHz
	Mode 2: Bluetooth Tx CH19_2440 MHz
	Mode 3: Bluetooth Tx CH39_2480 MHz
Remark: For Radiated Test Cases, The tests were performed with DC Power, Antenna, Speaker and Screen.	

2.3 Connection Diagram of Test System

Radiated Emission:



2.4 Support Unit used in test configuration and system

Item	Equipment	Trade Name	Model Name	FCC ID	Data Cable	Power Cord
1.	DC Power	GWINSTEK	PLR36-10	N/A	N/A	Unshielded,1.8m
2.	Antenna	N/A	N/A	N/A	N/A	N/A
3.	Speaker	N/A	N/A	N/A	N/A	N/A
4.	Screen	N/A	N/A	N/A	N/A	N/A

2.5 EUT Operation Test Setup

For BLE function, the engineering test program was provided and enabled to make EUT continuous transmit.

2.6 Measurement Results Explanation Example

For all conducted test items:

The offset level is set in the spectrum analyzer to compensate the RF cable loss between EUT conducted output port and spectrum analyzer. With the offset compensation, the spectrum analyzer reading level is exactly the EUT RF output level.

Example :

The spectrum analyzer offset is derived from RF cable loss.

Offset = RF cable loss.

Following shows an offset computation example with cable loss 5.8 dB.

$$\begin{aligned}\text{Offset(dB)} &= \text{RF cable loss(dB)}. \\ &= 5.8 \text{ (dB)}\end{aligned}$$

3 Test Result

3.1 6dB and 99% Bandwidth Measurement

3.1.1 Limit of 6dB and 99% Bandwidth

The minimum 6 dB bandwidth shall be at least 500 kHz.

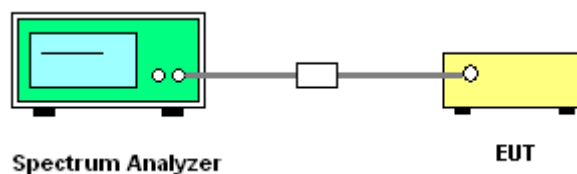
3.1.2 Measuring Instruments

The section 4.0 of List of Measuring Equipment of this test report is used for test.

3.1.3 Test Procedures

1. The testing follows ANSI C63.10-2013 clause 11.8
2. The RF output of EUT was connected to the spectrum analyzer by RF cable and attenuator. The path loss was compensated to the results for each measurement.
3. Set to the maximum power setting and enable the EUT transmit continuously.
4. Make the measurement with the spectrum analyzer's resolution bandwidth (RBW) = 100 kHz. Set the Video bandwidth (VBW) = 300 kHz. In order to make an accurate measurement. The 6 dB bandwidth must be greater than 500 kHz.
5. For 99% Bandwidth Measurement, the spectrum analyzer's resolution bandwidth (RBW) is set 1% to 5% of the 99% OBW and the VBW is set to 3 times of the RBW.
6. Measure and record the results in the test report.

3.1.4 Test Setup



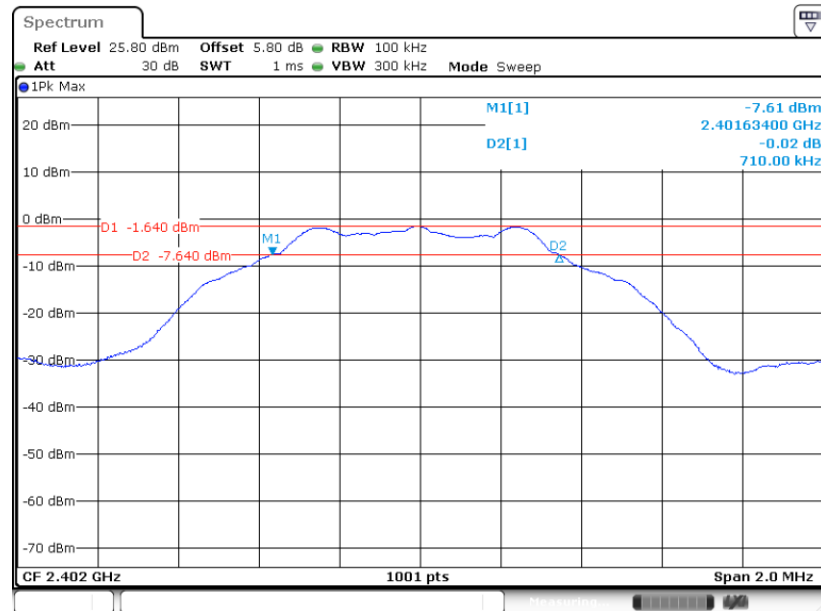


3.1.5 Test Result of 6dB Bandwidth

Please refer to Appendix A.

Bluetooth LE 1Mbps:

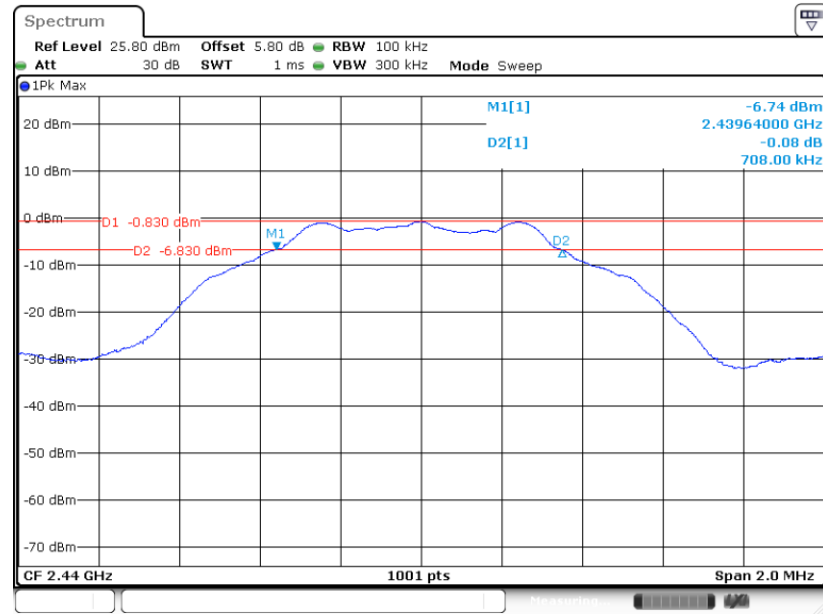
6 dB Bandwidth Plot on Channel 00



Date: 26.SEP.2023 23:40:50

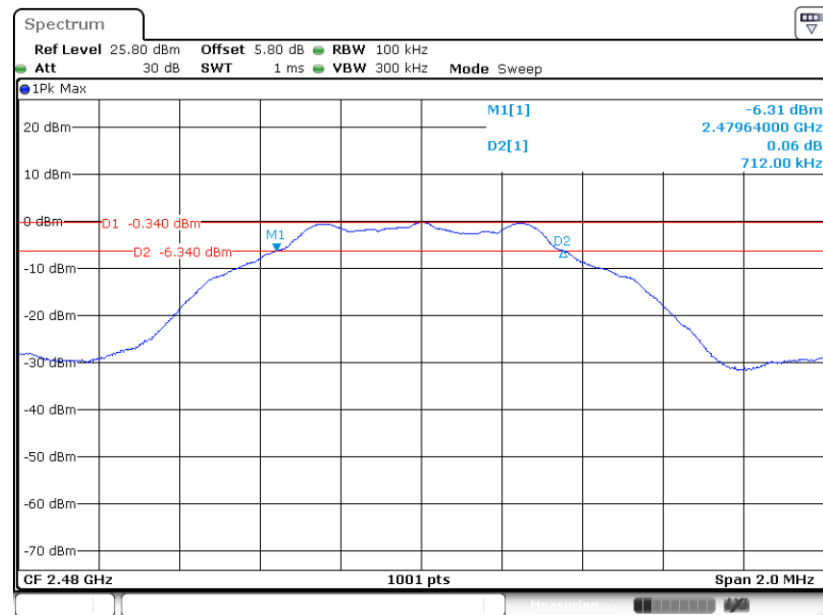


6 dB Bandwidth Plot on Channel 19



Date: 26.SEP.2023 23:47:34

6 dB Bandwidth Plot on Channel 39

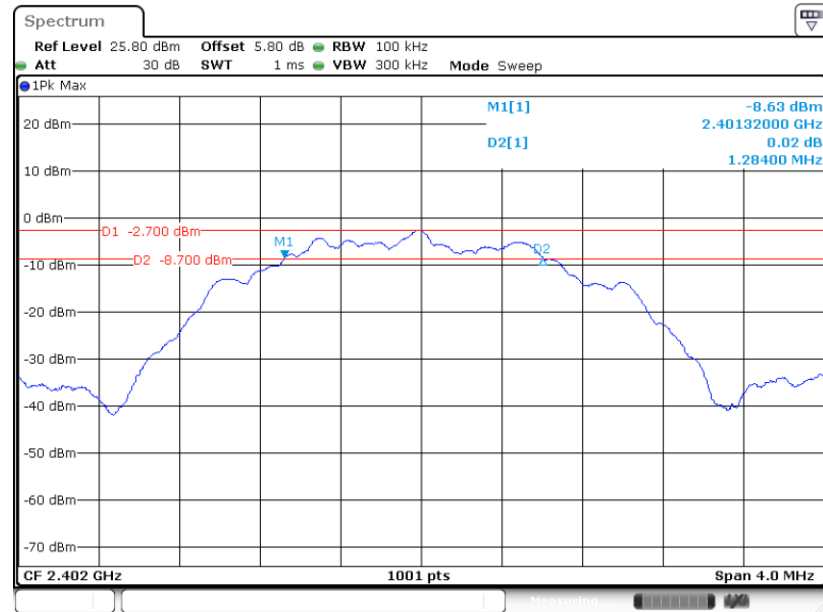


Date: 26.SEP.2023 23:52:27



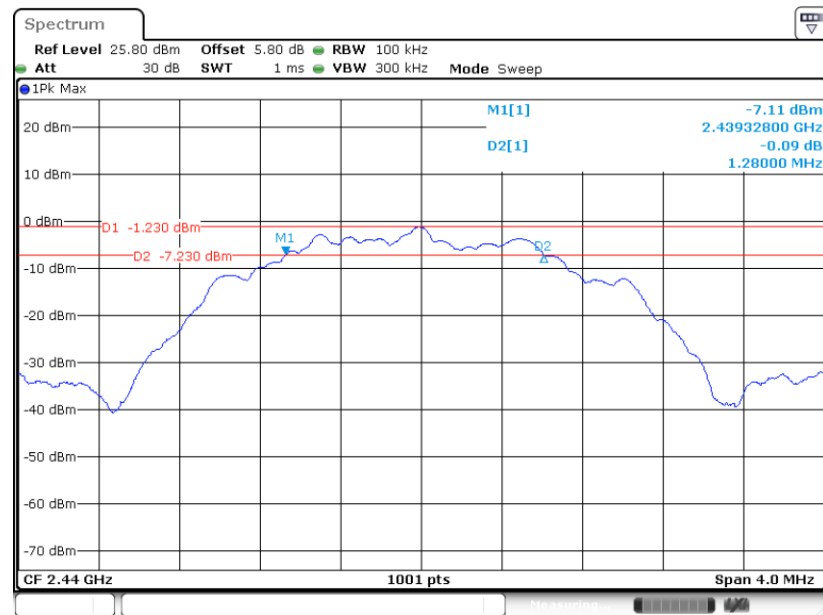
Bluetooth LE 2Mbps:

6 dB Bandwidth Plot on Channel 00



Date: 27.SEP.2023 00:01:19

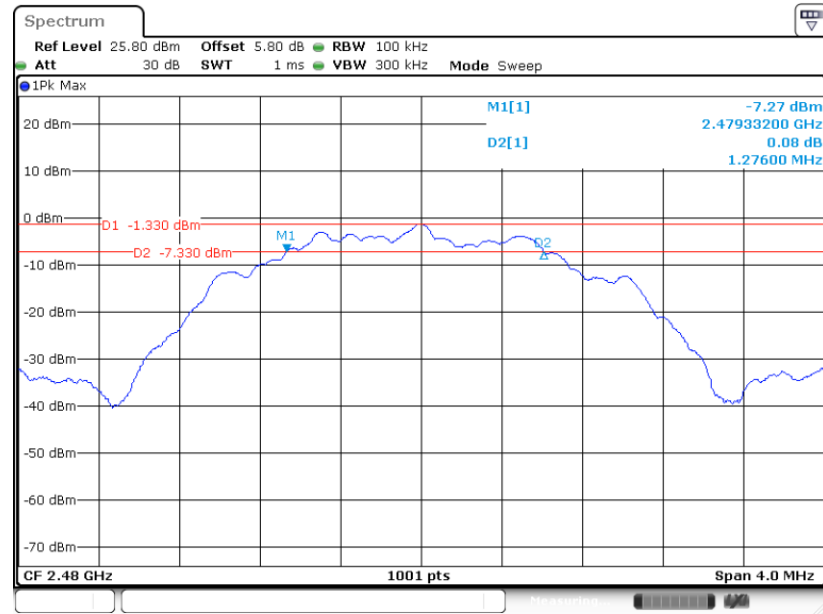
6 dB Bandwidth Plot on Channel 19



Date: 26.SEP.2023 23:58:58



6 dB Bandwidth Plot on Channel 39



Date: 26.SEP.2023 23:55:50

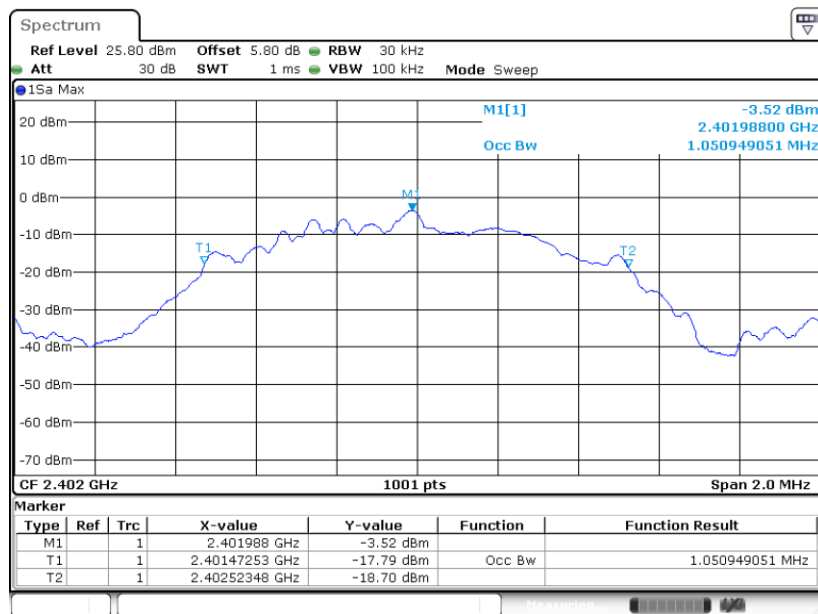


3.1.6 Test Result of 99% Occupied Bandwidth

Please refer to Appendix A.

Bluetooth LE 1Mbps:

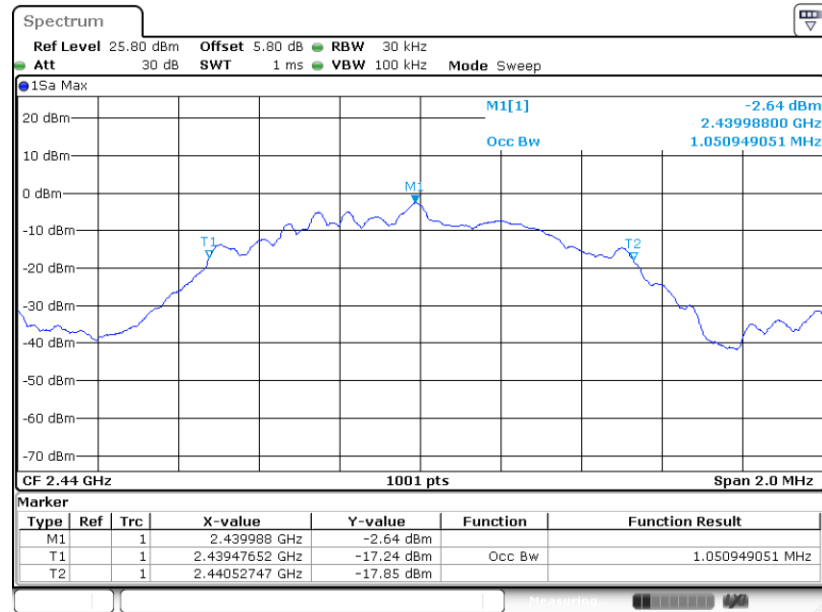
99% Occupied Bandwidth Plot on Channel 00



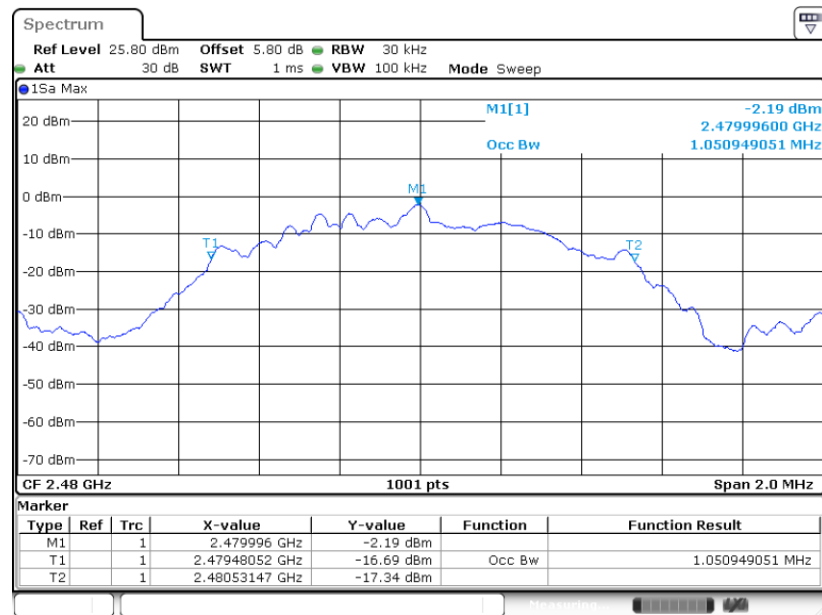
Date: 26.SEP.2023 23:42:37



99% Occupied Bandwidth Plot on Channel 19



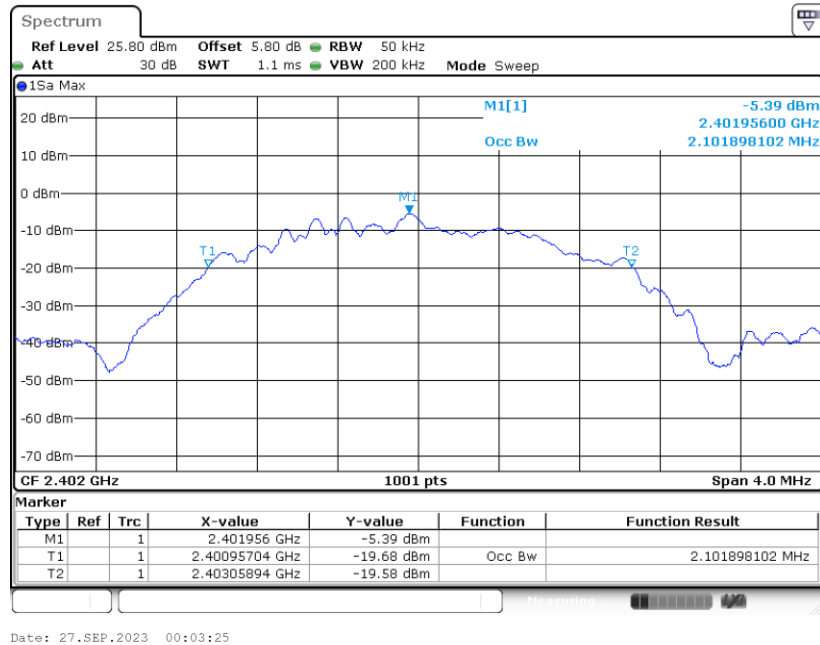
99% Occupied Bandwidth Plot on Channel 39



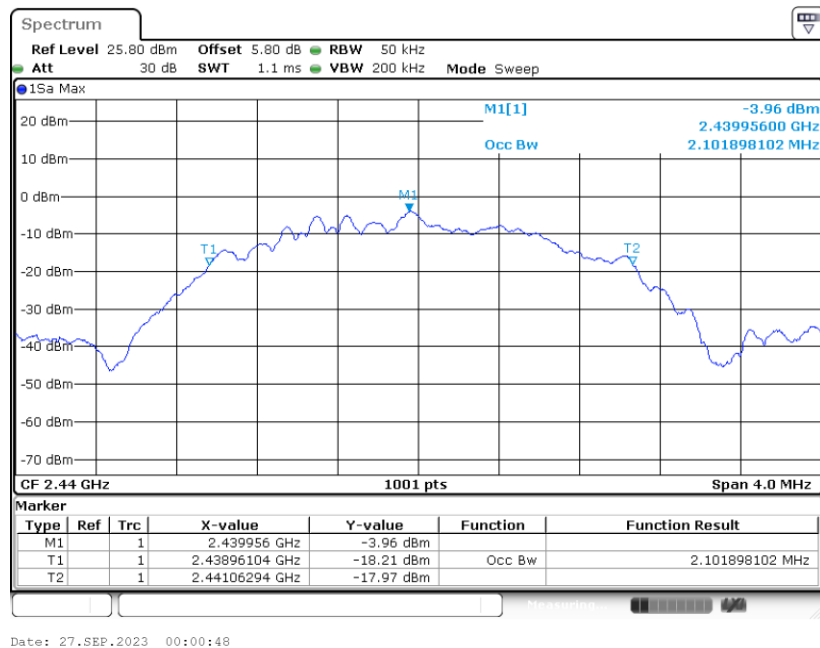


Bluetooth LE 2Mbps:

99% Occupied Bandwidth Plot on Channel 00

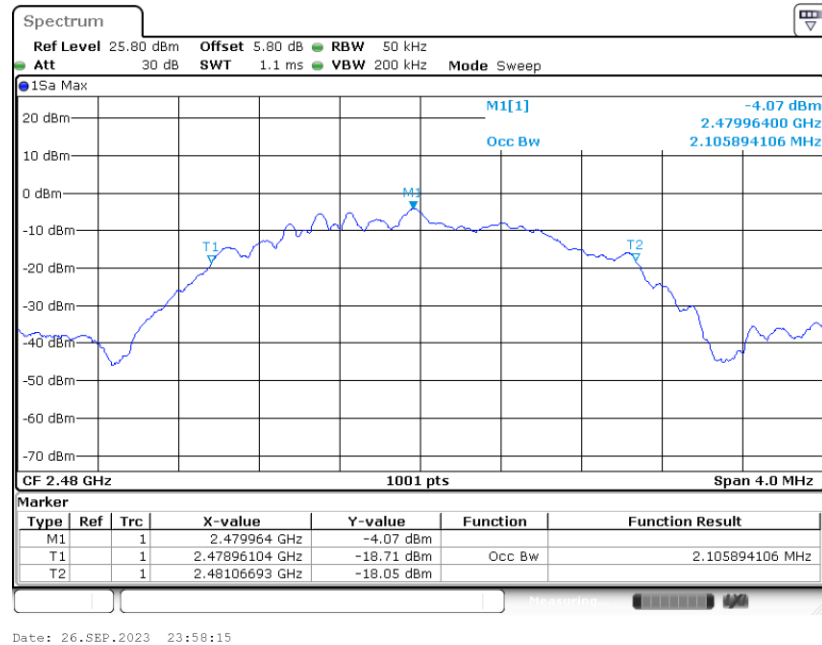


99% Occupied Bandwidth Plot on Channel 19





99% Occupied Bandwidth Plot on Channel 39



Note : The occupied channel bandwidth is maintained within the band of operation for all of the modulations.

3.2 Output Power Measurement

3.2.1 Limit of Output Power

For systems using digital modulation in the 2400-2483.5MHz, the limit for peak output power is 30dBm. If transmitting antenna of directional gain greater than 6dBi is used, the peak output power from the intentional radiator shall be reduced below the above stated value by the amount in dB that the directional gain of the antenna exceeds 6 dBi. In case of point-to-point operation, the limit has to be reduced by 1dB for every 3dB that the directional gain of the antenna exceeds 6dBi.

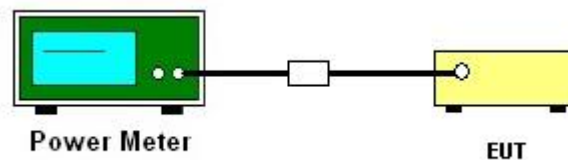
3.2.2 Measuring Instruments

The section 4.0 of List of Measuring Equipment of this test report is used for test.

3.2.3 Test Procedures

1. The testing follows the Measurement Procedure of ANSI C63.10-2013 clause 11.9.1.3 PKPM1 Peak power meter or ANSI C63.10-2013 clause 11.9.2.3.1 Method AVGPM method.
2. The RF output of EUT was connected to the power meter by RF cable and attenuator. The path loss was compensated to the results for each measurement.
3. Set to the maximum power setting and enable the EUT transmit continuously.
4. Measure the conducted output power and record the results in the test report.

3.2.4 Test Setup



3.2.5 Test Result of Peak Output Power

Please refer to Appendix A.

3.2.6 Test Result of Average Output Power (Reporting Only)

Please refer to Appendix A.

3.3 Power Spectral Density Measurement

3.3.1 Limit of Power Spectral Density

The peak power spectral density shall not be greater than 8dBm in any 3kHz band at any time interval of continuous transmission.

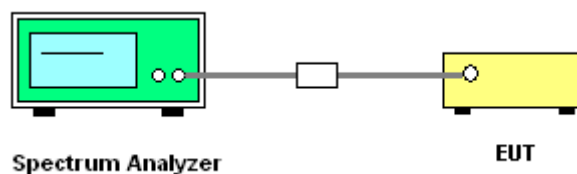
3.3.2 Measuring Instruments

The section 4.0 of List of Measuring Equipment of this test report is used for test.

3.3.3 Test Procedures

1. The testing follows Measurement Procedure of ANSI C63.10-2013 clause 11.10.2 Method PKPSD.
2. The RF output of EUT was connected to the spectrum analyzer by RF cable and attenuator. The path loss was compensated to the results for each measurement.
3. Set to the maximum power setting and enable the EUT transmit continuously.
4. Make the measurement with the spectrum analyzer's resolution bandwidth (RBW) = 3 kHz. Video bandwidth VBW = 10 kHz In order to make an accurate measurement, set the span to 1.5 times DTS Channel Bandwidth. (6dB BW)
5. Detector = peak, Sweep time = auto couple, Trace mode = max hold, Allow trace to fully stabilize. Use the peak marker function to determine the maximum power level.
6. Measure and record the results in the test report.
7. The Measured power density (dBm)/ 100kHz is a reference level and used as 20dBc down limit line for Conducted Band Edges and Conducted Spurious Emission.

3.3.4 Test Setup



3.3.5 Test Result of Power Spectral Density

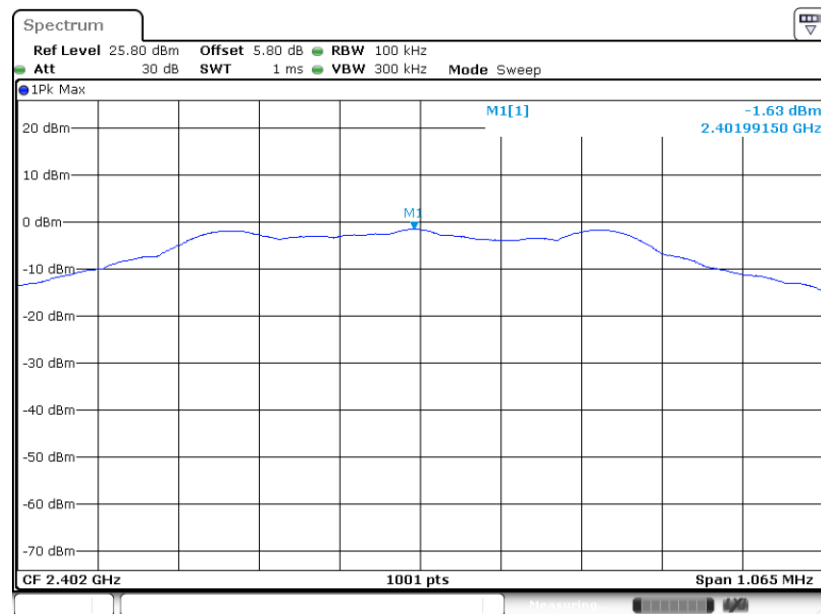
Please refer to Appendix A.



3.3.6 Test Result of Power Spectral Density Plots (100kHz)

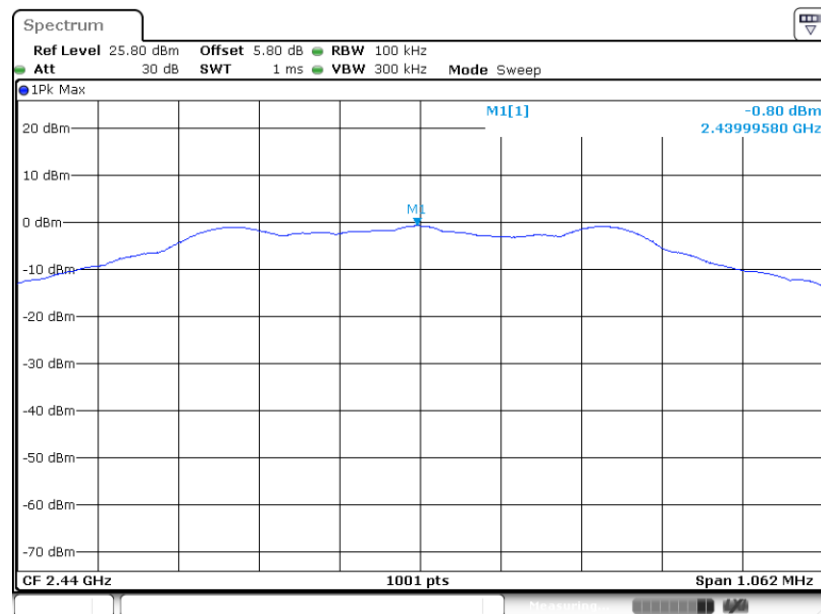
Bluetooth LE 1Mbps:

PSD 100kHz Plot on Channel 00



Date: 26.SEP.2023 23:41:28

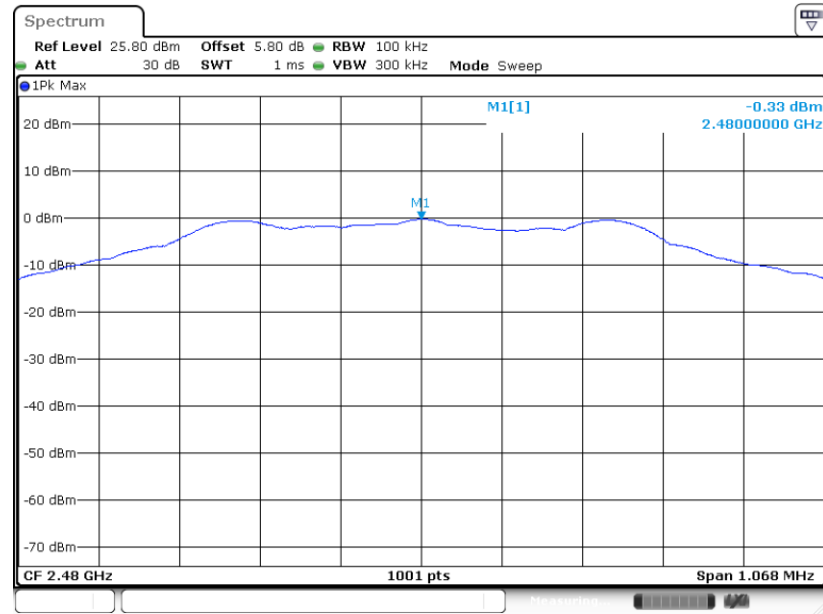
PSD 100kHz Plot on Channel 19



Date: 26.SEP.2023 23:48:13



PSD 100kHz Plot on Channel 39

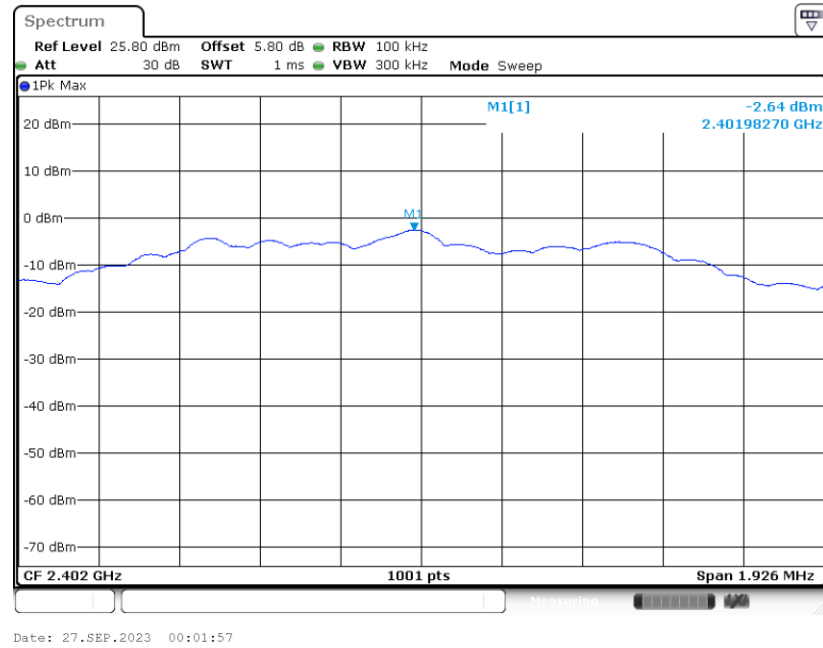


Date: 26.SEP.2023 23:53:06

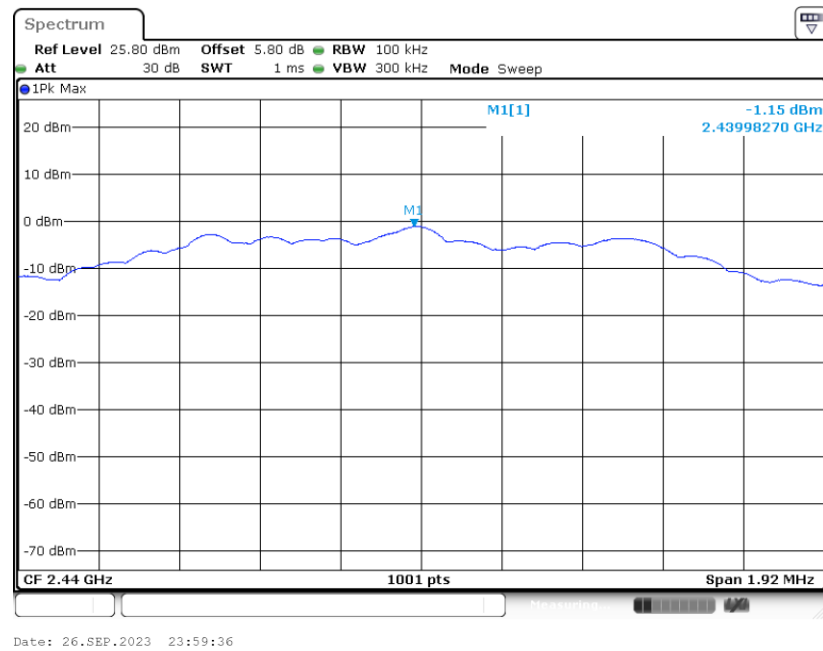


Bluetooth LE 2Mbps:

PSD 100kHz Plot on Channel 00

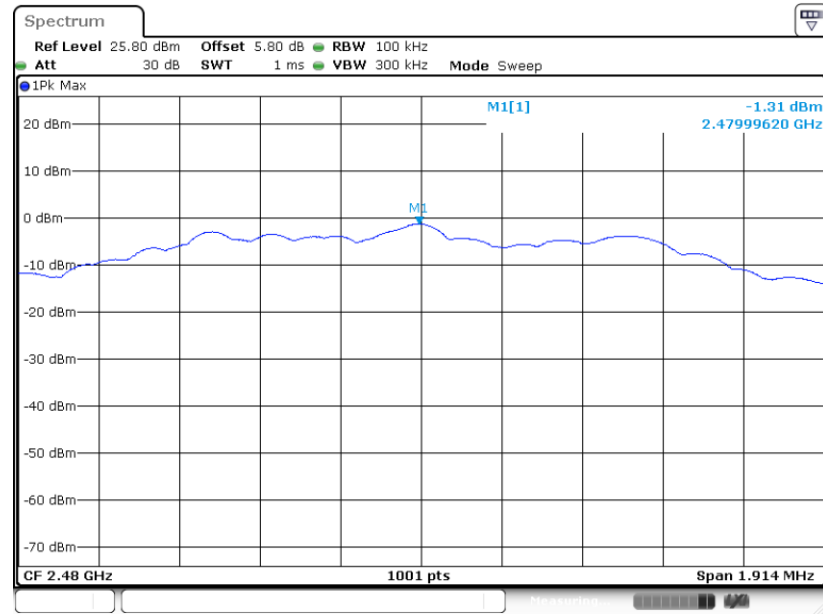


PSD 100kHz Plot on Channel 19





PSD 100kHz Plot on Channel 39



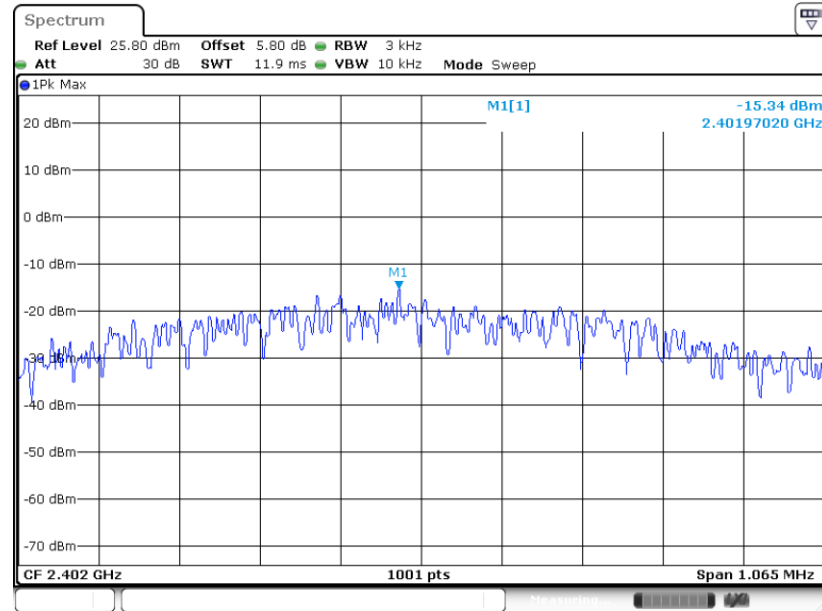
Date: 26.SEP.2023 23:56:28



3.3.7 Test Result of Power Spectral Density Plots (3kHz)

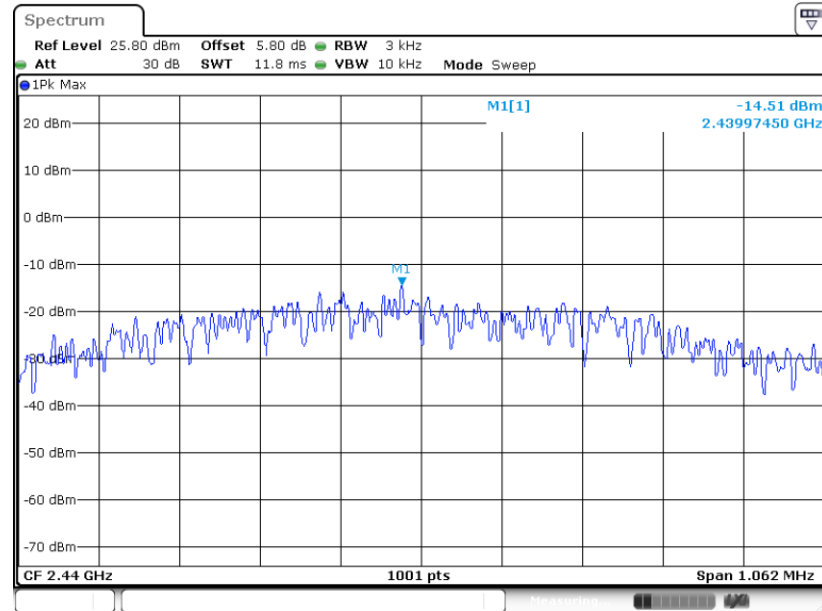
Bluetooth LE 1Mbps:

PSD 3kHz Plot on Channel 00



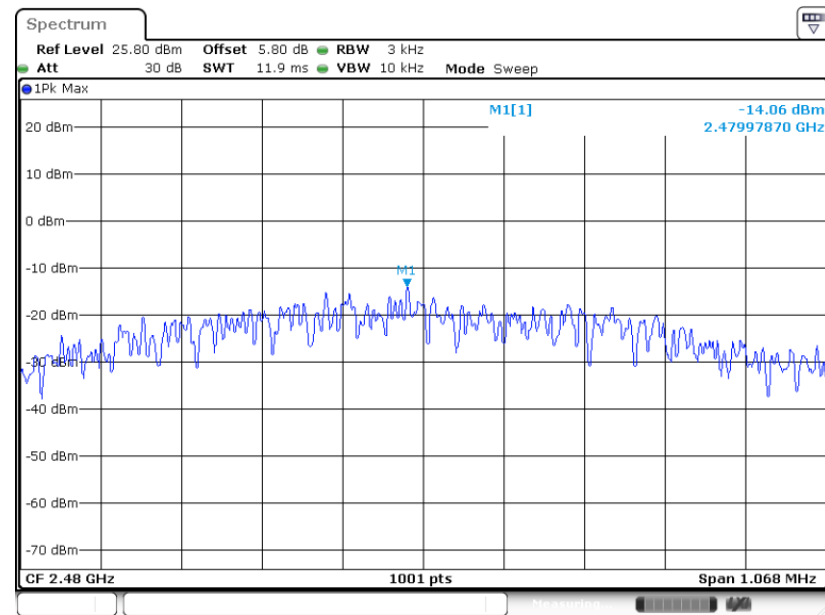
Date: 26.SEP.2023 23:41:09

PSD 3kHz Plot on Channel 19



Date: 26.SEP.2023 23:47:54

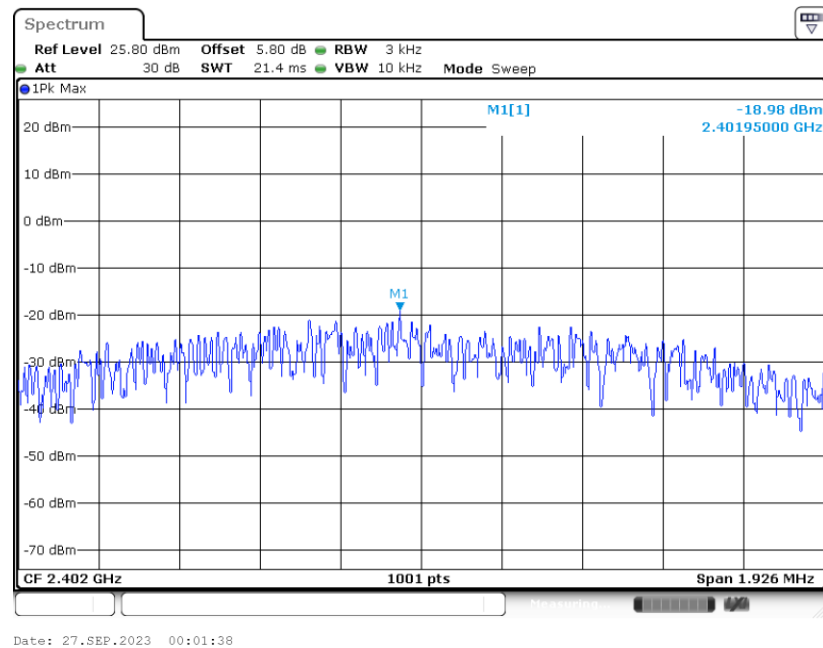
PSD 3kHz Plot on Channel 39



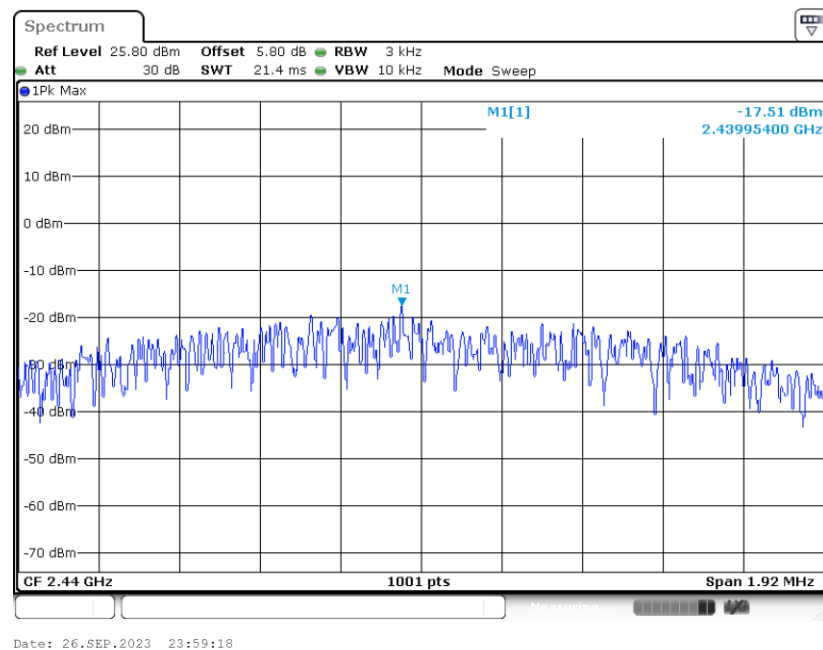
Date: 26.SEP.2023 23:52:47

Bluetooth LE 2Mbps:

PSD 3kHz Plot on Channel 00

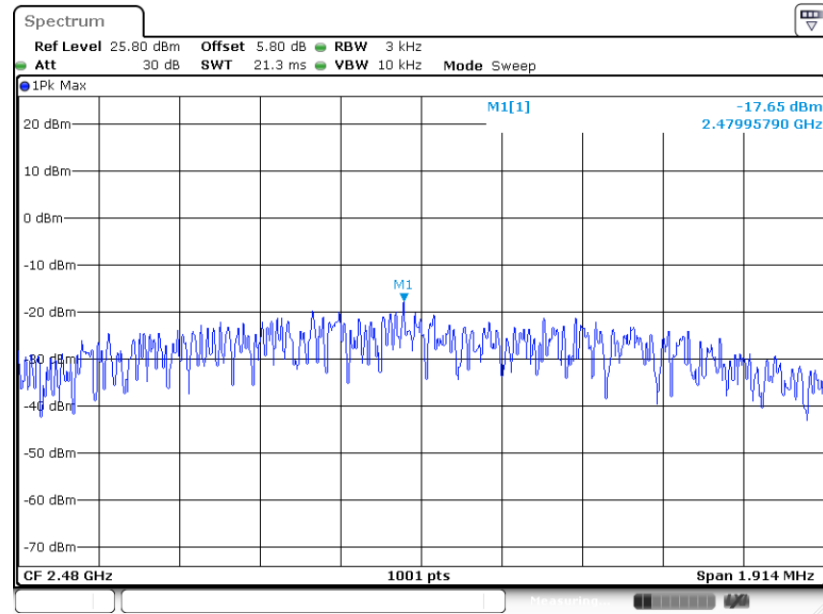


PSD 3kHz Plot on Channel 19





PSD 3kHz Plot on Channel 39



Date: 26.SEP.2023 23:56:09

3.4 Conducted Band Edges and Spurious Emission Measurement

3.4.1 Limit of Conducted Band Edges and Spurious Emission

All harmonics/spurious must be at least 20 dB down from the highest emission level within the authorized band.

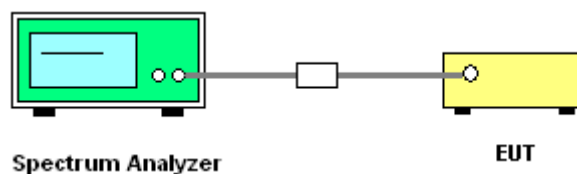
3.4.2 Measuring Instruments

The section 4.0 of List of Measuring Equipment of this test report is used for test.

3.4.3 Test Procedure

1. The testing follows ANSI C63.10-2013 clause 11.13
2. The RF output of EUT was connected to the spectrum analyzer by RF cable and attenuator. The path loss was compensated to the results for each measurement.
3. Set to the maximum power setting and enable the EUT transmit continuously.
4. Set RBW = 100 kHz, VBW=300 kHz, Peak Detector. Unwanted Emissions measured in any 100 kHz bandwidth outside of the authorized frequency band shall be attenuated by at least 20 dB relative to the maximum in-band peak PSD level in 100 kHz when maximum peak conducted output power procedure is used. If the transmitter complies with the conducted power limits based on the use of RMS averaging over a time interval, the attenuation required under this paragraph shall be 30 dB instead of 20 dB.
5. Measure and record the results in the test report.
6. The RF fundamental frequency should be excluded against the limit line in the operating frequency band.

3.4.4 Test Setup

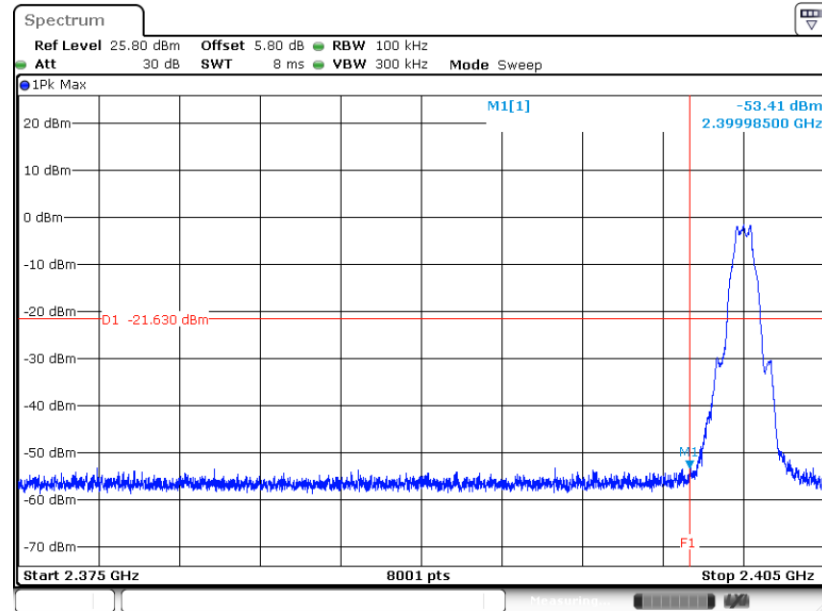




3.4.5 Test Result of Conducted Band Edges Plots

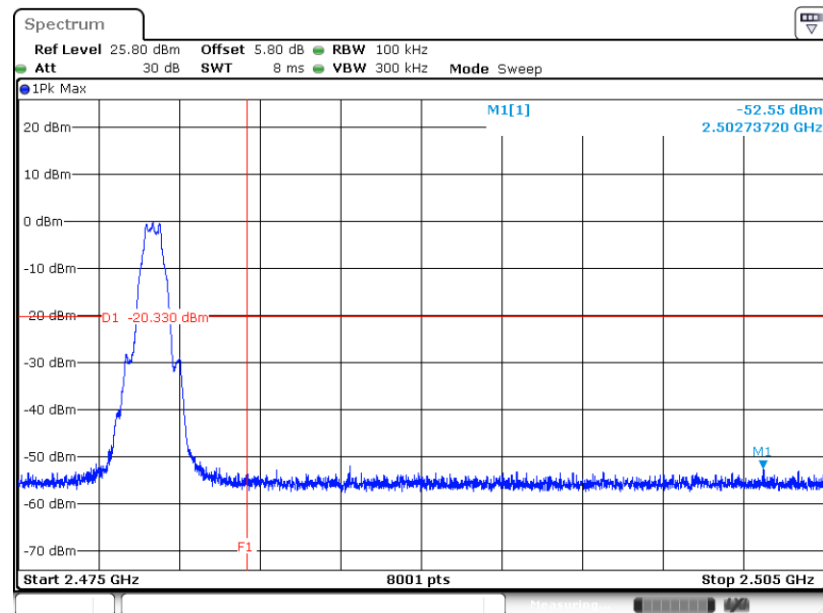
Bluetooth LE 1Mbps:

Low Band Edge Plot on Channel 00



Date: 26.SEP.2023 23:41:47

High Band Edge Plot on Channel 39

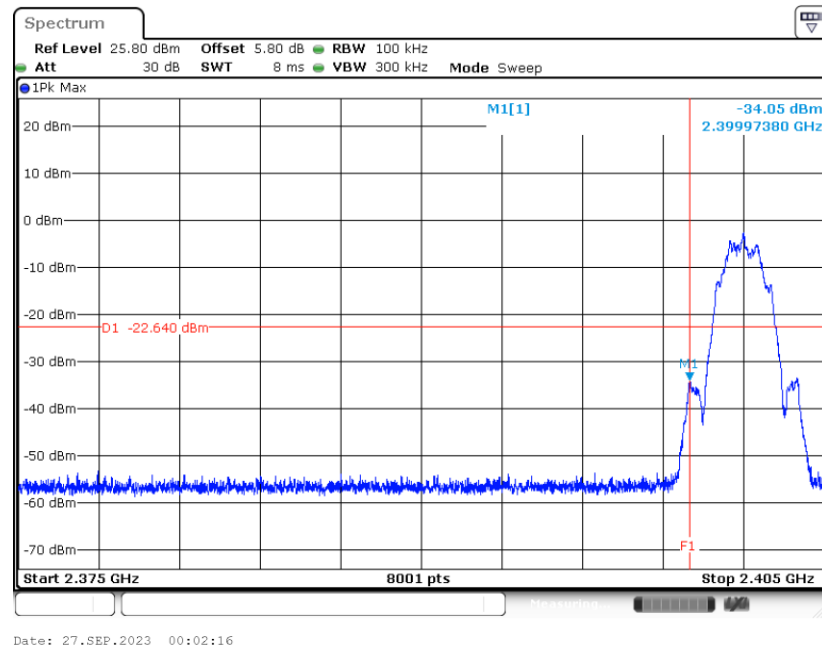


Date: 26.SEP.2023 23:53:24

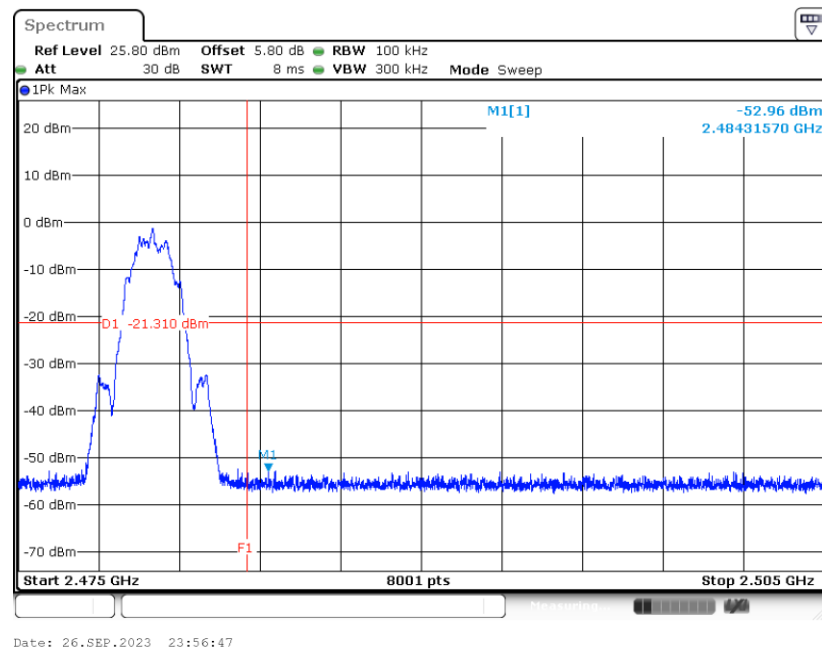


Bluetooth LE 2Mbps:

Low Band Edge Plot on Channel 00



High Band Edge Plot on Channel 39

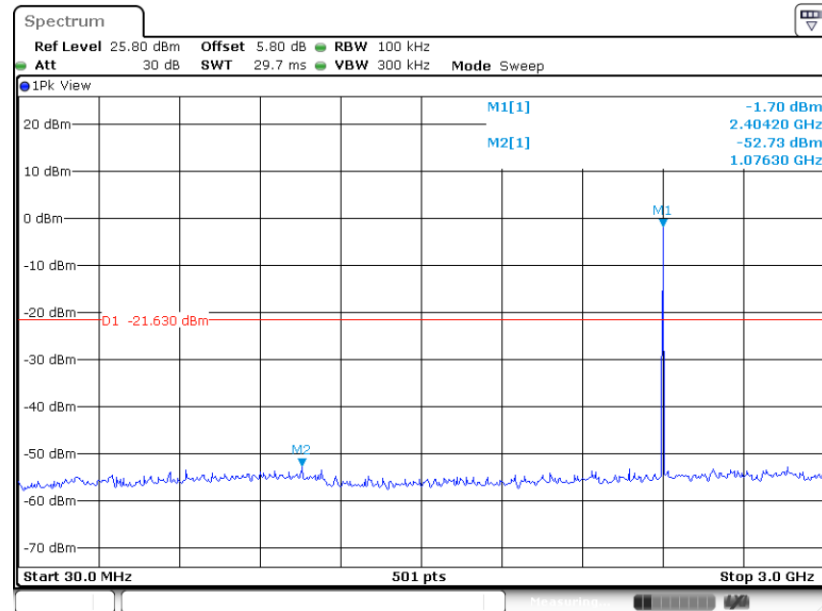


3.4.6 Test Result of Conducted Spurious Emission Plots

Bluetooth LE 1Mbps:

Conducted Spurious Emission Plot on Bluetooth LE 1Mbps

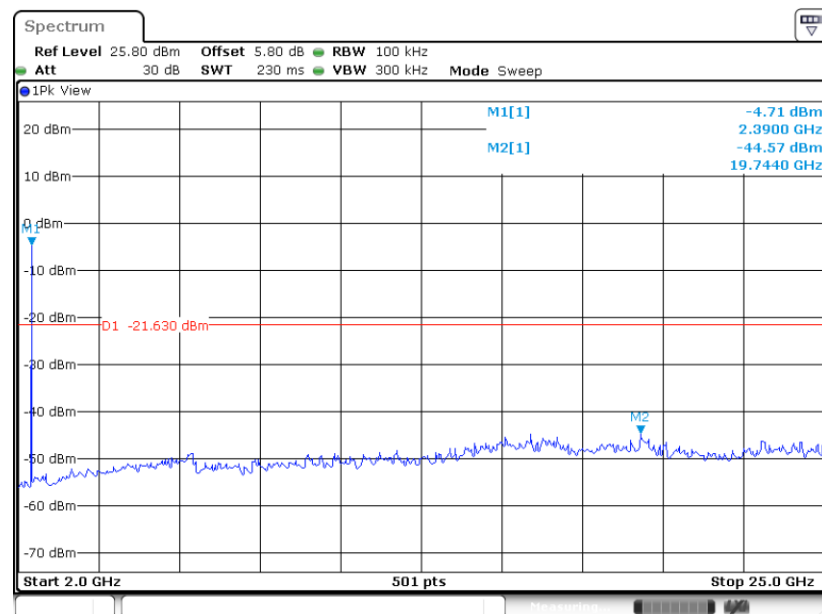
GFSK Channel 00



Date: 26.SEP.2023 23:42:08

Conducted Spurious Emission Plot on Bluetooth LE 1Mbps

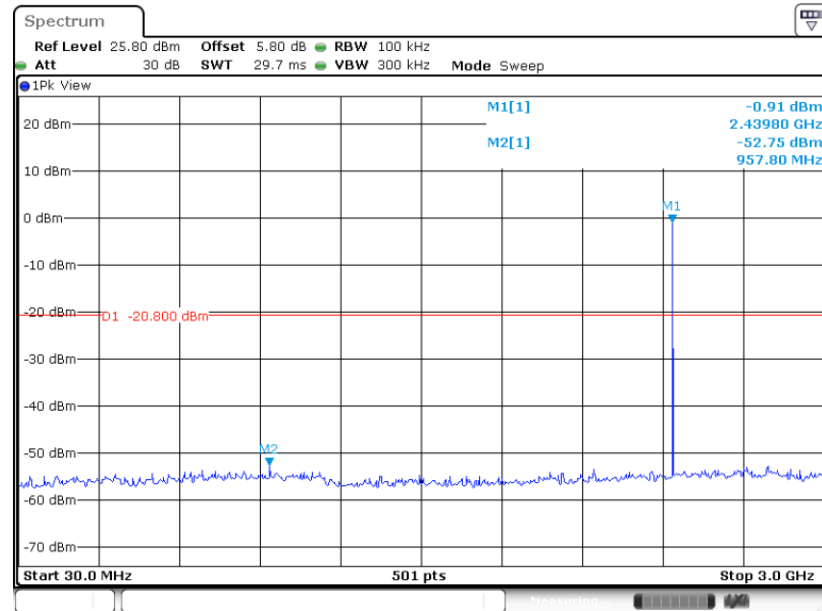
GFSK Channel 00



Date: 26.SEP.2023 23:42:28

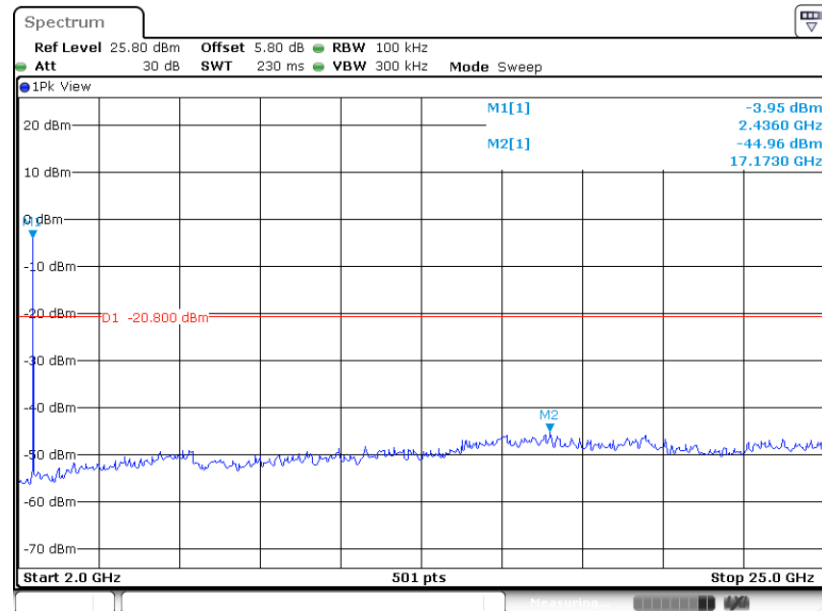


Conducted Spurious Emission Plot on Bluetooth LE 1Mbps
GFSK Channel 19



Date: 26.SEP.2023 23:48:34

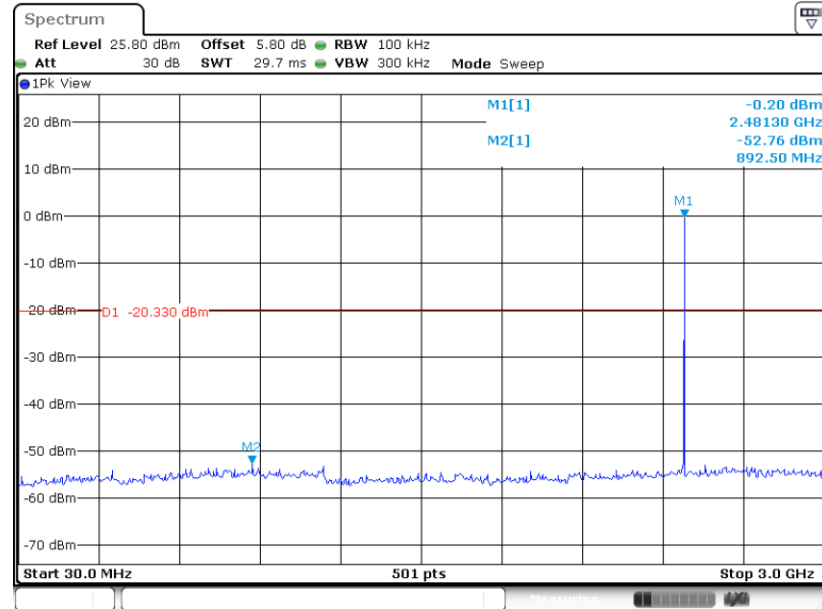
Conducted Spurious Emission Plot on Bluetooth LE 1Mbps
GFSK Channel 19



Date: 26.SEP.2023 23:48:54

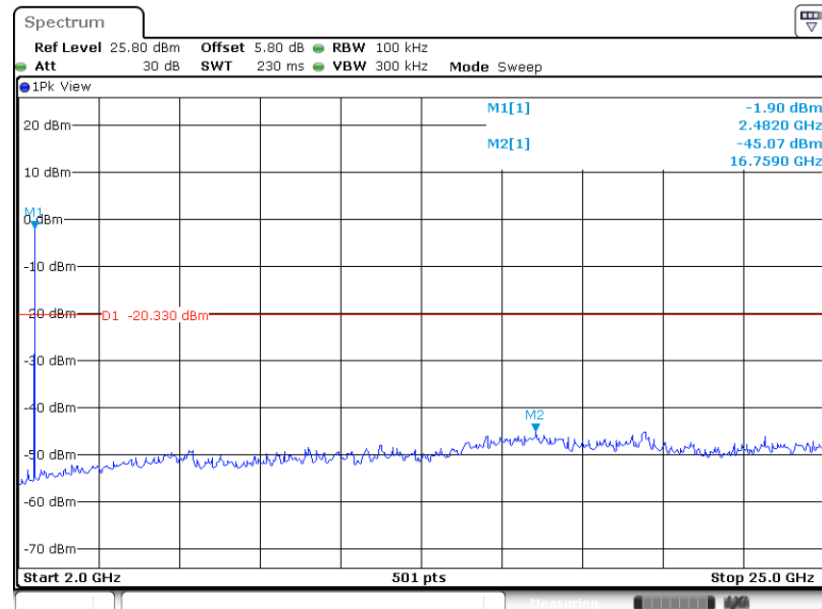


Conducted Spurious Emission Plot on Bluetooth LE 1Mbps GFSK Channel 39



Date: 26.SEP.2023 23:53:45

Conducted Spurious Emission Plot on Bluetooth LE 1Mbps GFSK Channel 39

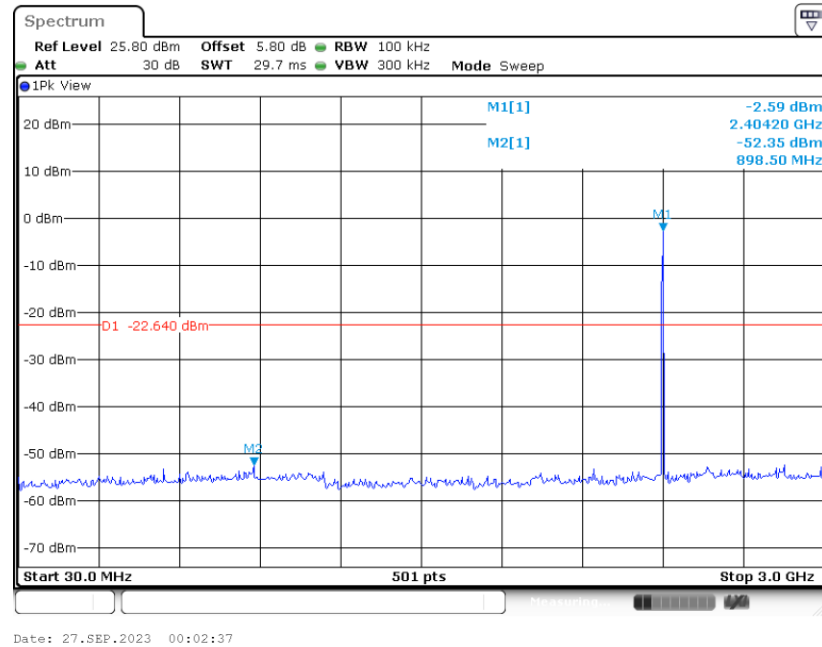


Date: 26.SEP.2023 23:54:05

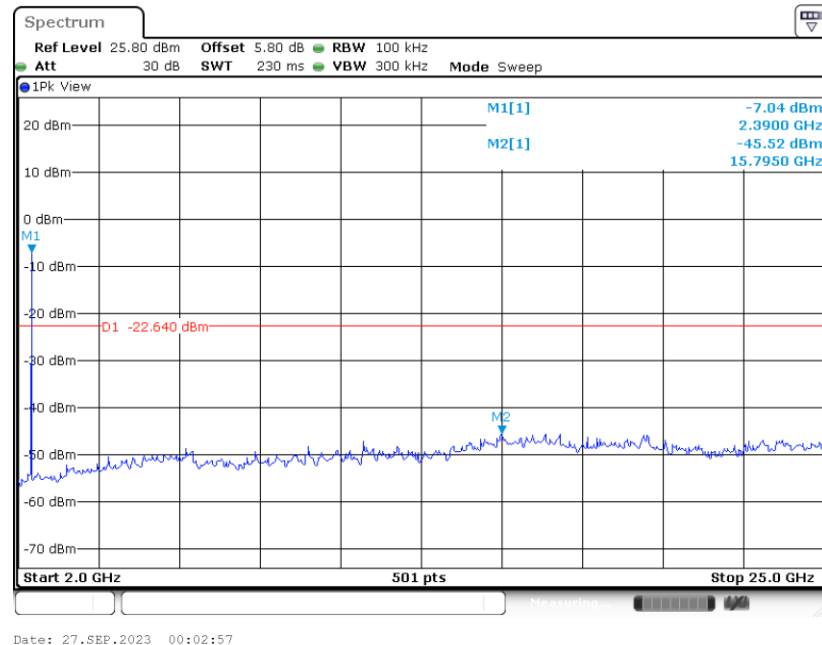


Bluetooth LE 2Mbps:

Conducted Spurious Emission Plot on Bluetooth LE 2Mbps
GFSK Channel 00

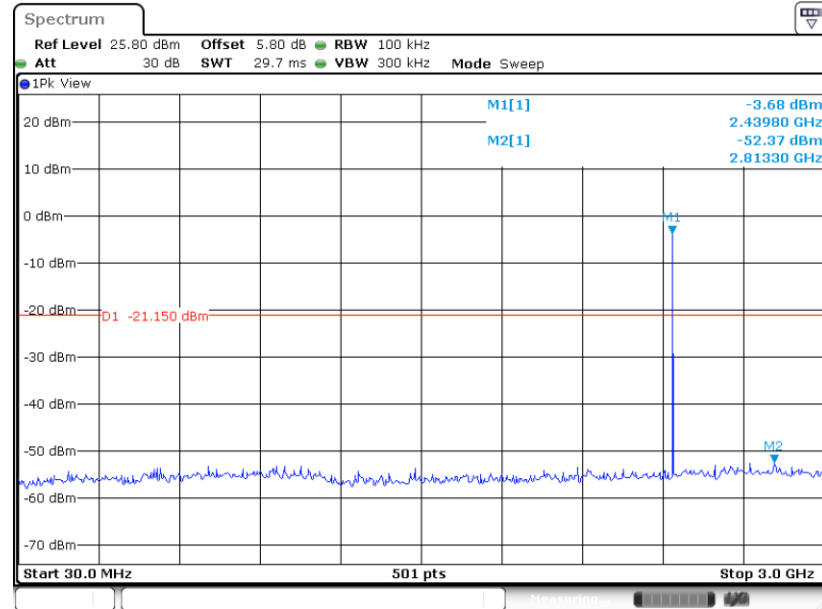


Conducted Spurious Emission Plot on Bluetooth LE 2Mbps
GFSK Channel 00



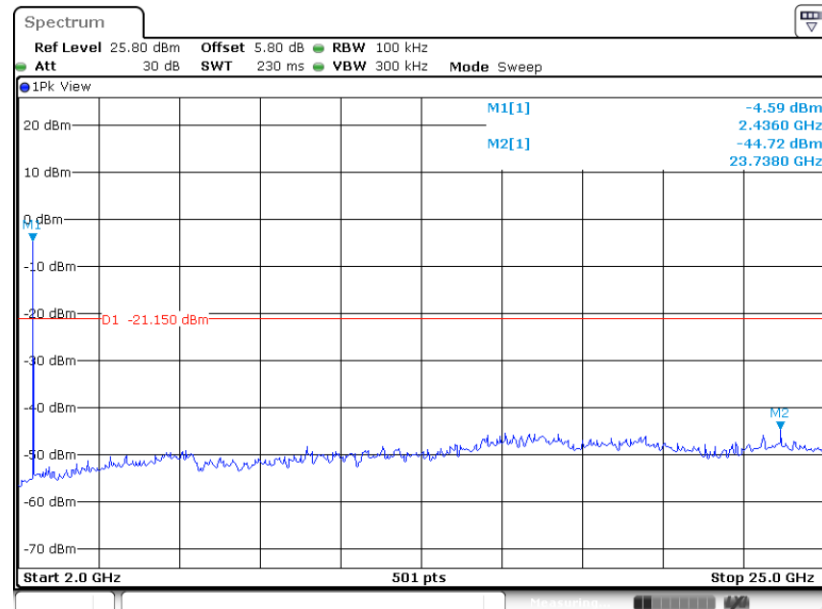


Conducted Spurious Emission Plot on Bluetooth LE 2Mbps
GFSK Channel 19



Date: 26.SEP.2023 23:59:57

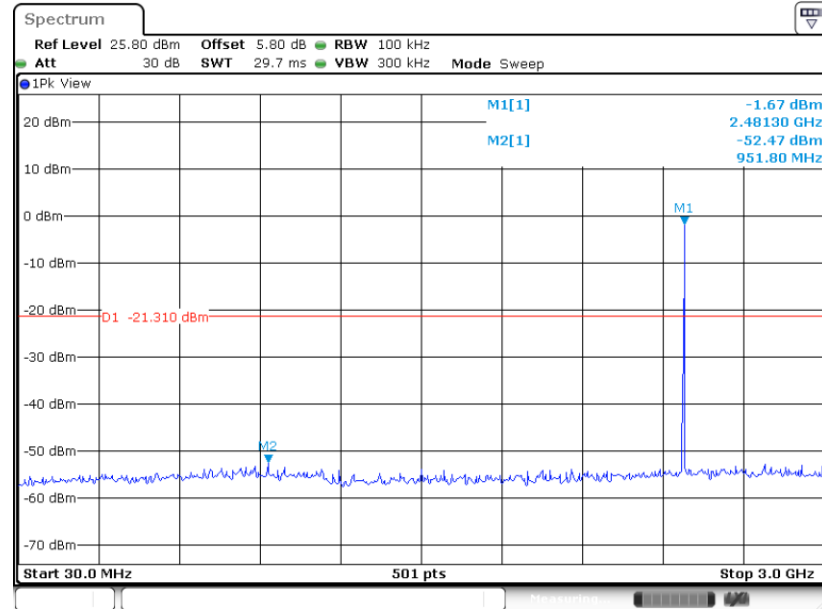
Conducted Spurious Emission Plot on Bluetooth LE 2Mbps
GFSK Channel 19



Date: 27.SEP.2023 00:00:17

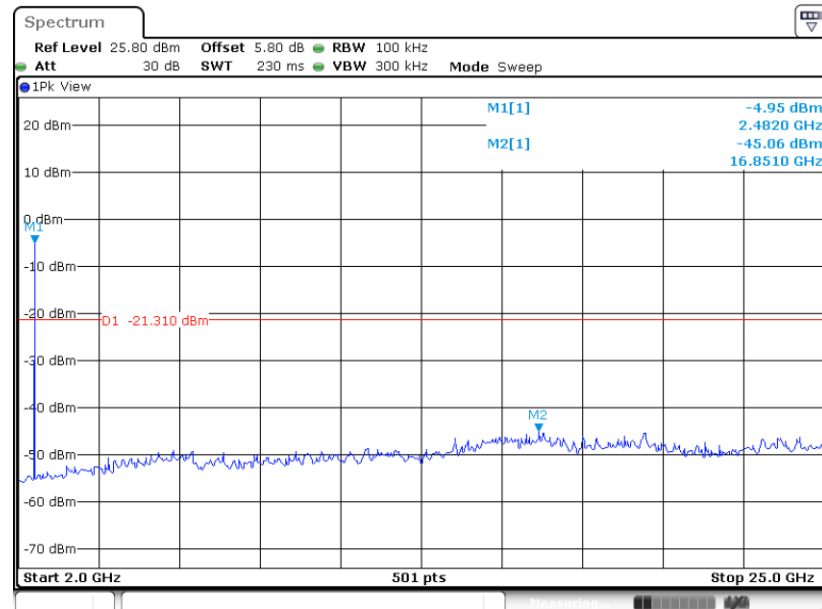


Conducted Spurious Emission Plot on Bluetooth LE 2Mbps
GFSK Channel 39



Date: 26.SEP.2023 23:57:08

Conducted Spurious Emission Plot on Bluetooth LE 2Mbps
GFSK Channel 39



Date: 26.SEP.2023 23:57:28

3.5 Radiated Band Edges and Spurious Emission Measurement

3.5.1 Limit of Radiated Band Edges and Spurious Emission

In any 100 kHz bandwidth outside the intentional radiator frequency band, all harmonics/spurious must be at least 20 dB below the highest emission level within the authorized band. If the output power of this device was measured by spectrum analyzer, the attenuation under this paragraph shall be 30 dB instead of 20 dB. In addition, radiated emissions which fall in the restricted bands must also comply with the limits as below.

Frequency (MHz)	Field Strength (microvolts/meter)	Measurement Distance (meters)
0.009 – 0.490	2400/F(kHz)	300
0.490 – 1.705	24000/F(kHz)	30
1.705 – 30.0	30	30
30 – 88	100	3
88 – 216	150	3
216 - 960	200	3
Above 960	500	3

3.5.2 Measuring Instruments

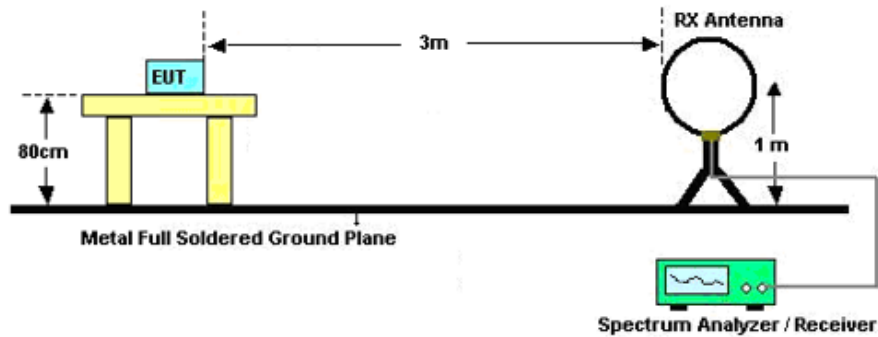
The section 4.0 of List of Measuring Equipment of this test report is used for test.

3.5.3 Test Procedures

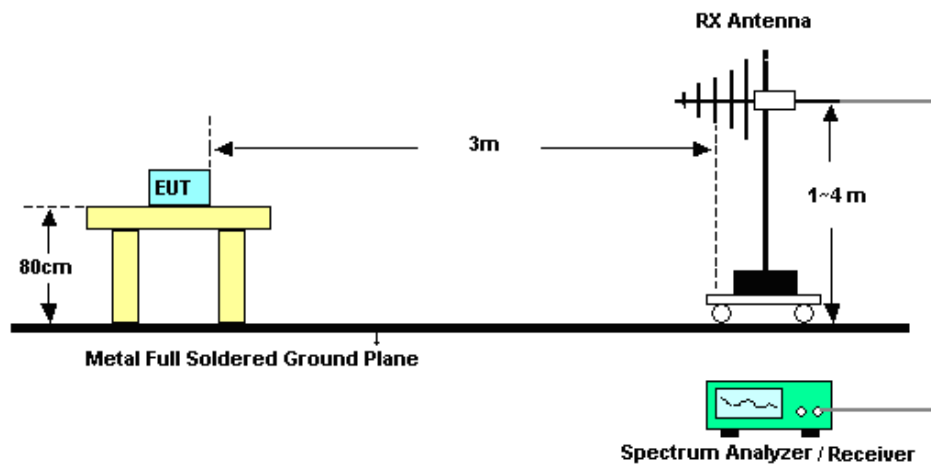
1. The testing follows ANSI C63.10-2013 clause 11.11 & 11.12
2. The EUT was arranged to its worst case and then tune the antenna tower (from 1 m to 4 m) and turntable (from 0 degree to 360 degrees) to find the maximum reading. A pre-amp and a high pass filter are used for the test in order to get better signal level.
3. The EUT was placed on a turntable with 0.8 meter for frequency below 1GHz and 1.5 meter for frequency above 1GHz respectively above ground.
4. The EUT was set 3 meters from the interference receiving antenna, which was mounted on the top of a variable height antenna tower.
5. Corrected Reading: Antenna Factor + Cable Loss + Read Level - Preamp Factor = Level
6. For testing below 1GHz, if the emission level of the EUT in peak mode was 3 dB lower than the limit specified, then peak values of EUT will be reported, otherwise, the emissions will be repeated one by one using the CISPR quasi-peak method and reported.
7. For testing above 1GHz, the emission level of the EUT in peak mode was 20dB lower than peak limit (that means the emission level in average mode also complies with the limit in average mode), then peak values of EUT will be reported, otherwise, the emissions will be measured in average mode again and reported.
8. Use the following spectrum analyzer settings:
 - (1) Span shall wide enough to fully capture the emission being measured;
 - (2) Set RBW=100 kHz for $f < 1 \text{ GHz}$; $\text{VBW} \geq \text{RBW}$; Sweep = auto; Detector function = peak; Trace = max hold;
 - (3) Set RBW = 1 MHz, VBW= 3MHz for $f \geq 1 \text{ GHz}$ for peak measurement.
For average measurement:
 - $\text{VBW} = 10 \text{ Hz}$, when duty cycle is no less than 98 percent.
 - $\text{VBW} \geq 1/T$, when duty cycle is less than 98 percent where T is the minimum transmission duration over which the transmitter is on and is transmitting at its maximum power control level for the tested mode of operation.

3.5.4 Test Setup

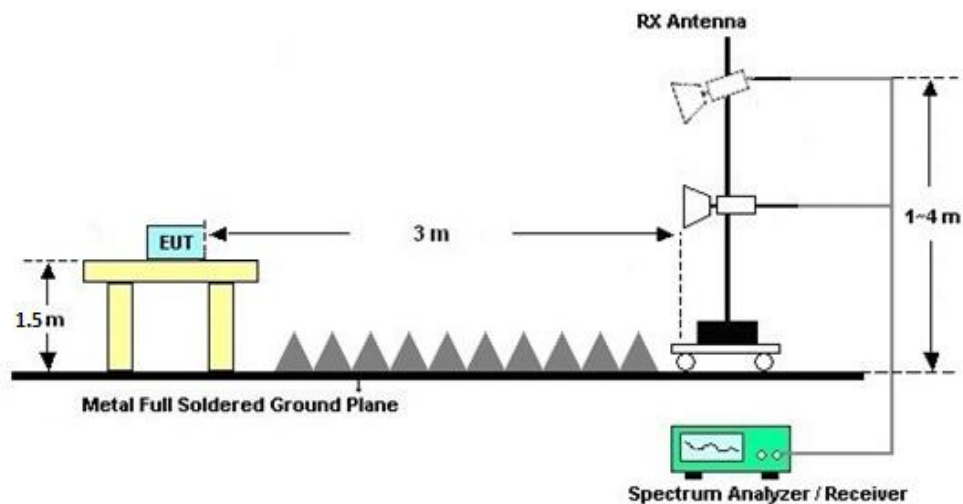
For radiated emissions below 30MHz



For radiated emissions from 30MHz to 1GHz



For radiated emissions above 1GHz





3.5.5 Test Results of Radiated Spurious Emissions (9 kHz ~ 30 MHz)

The low frequency, which started from 9 kHz to 30MHz, was pre-scanned and the result which was 20dB lower than the limit line was not reported.

There is a comparison data of both open-field test site and semi-Anechoic chamber, and the result came out very similar.

3.5.6 Test Result of Radiated Spurious at Band Edges

Please refer to Appendix B.

3.5.7 Duty Cycle

Please refer to Appendix C.

3.5.8 Test Result of Radiated Spurious Emission (30MHz ~ 10th Harmonic or 40GHz, whichever is lower)

Please refer to Appendix B.



3.6 Antenna Requirements

3.6.1 Standard Applicable

If directional gain of transmitting antennas is greater than 6dBi, the power shall be reduced by the same level in dB comparing to gain minus 6dBi. The use of a permanently attached antenna or of an antenna that uses a unique coupling to the intentional radiator shall be considered sufficient to comply with the rule.

3.6.2 Antenna Anti-Replacement Construction

An embedded-in antenna design is used.

3.6.3 Antenna Gain

The antenna peak gain of EUT is less than 6 dBi. Therefore, it is not necessary to reduce maximum peak output power limit.



4 List of Measuring Equipment

Instrument	Manufacturer	Model No.	Serial No.	Characteristics	Calibration Date	Test Date	Due Date	Remark
Spectrum Analyzer	R&S	FSV40	101040	10Hz~40GHz	Oct. 12, 2022	Sep. 26, 2023~ Sep. 27, 2023	Oct. 11, 2023	Conducted (TH01-KS)
Pulse Power Sensor	Anritsu	MA2411B	0917070	300MHz~40GHz	Jan. 05, 2023	Sep. 26, 2023~ Sep. 27, 2023	Jan. 04, 2024	Conducted (TH01-KS)
Power Meter	Anritsu	ML2495A	1005002	50MHz Bandwidth	Jan. 05, 2023	Sep. 26, 2023~ Sep. 27, 2023	Jan. 04, 2024	Conducted (TH01-KS)
EMI Test Receiver	Keysight	N9038A	MY564000 04	3Hz~8.5GHz;Max 30dBm	Oct. 10, 2023	Oct. 12, 2023	Oct. 09, 2024	Radiation (03CH05-KS)
EXA Spectrum Analyzer	Keysight	N9010A	MY551502 44	10Hz~44G,MAX 30dB	Mar. 24, 2023	Oct. 12, 2023	Mar. 23, 2024	Radiation (03CH05-KS)
Loop Antenna	R&S	HFH2-Z2	100321	9kHz~30MHz	Oct. 10, 2023	Oct. 12, 2023	Oct. 09, 2024	Radiation (03CH05-KS)
Bilog Antenna	TeseQ	CBL6111D	49922	30MHz~1GHz	Apr. 09, 2023	Oct. 12, 2023	Apr. 08, 2024	Radiation (03CH05-KS)
Double Ridge Horn Antenna	ETS-Lindgren	3117	00218642	1GHz~18GHz	Apr. 06, 2023	Oct. 12, 2023	Apr. 05, 2024	Radiation (03CH05-KS)
SHF-EHF Horn	Com-power	AH-840	101093	18GHz~40GHz	Jan. 08, 2023	Oct. 12, 2023	Jan. 07, 2024	Radiation (03CH05-KS)
Amplifier	SONOMA	310N	380826	9KHz~1GHz	Jul. 06, 2023	Oct. 12, 2023	Jul. 05, 2024	Radiation (03CH05-KS)
Amplifier	EM	EM18G40GA	060852	18~40GHz	Jan. 05, 2023	Oct. 12, 2023	Jan. 04, 2024	Radiation (03CH05-KS)
high gain Amplifier	EM	EM01G18GA	060839	1Ghz~18Ghz	Oct. 10, 2023	Oct. 12, 2023	Oct. 09, 2024	Radiation (03CH05-KS)
Amplifier	EM	EM01G18GA	060833	1Ghz~18Ghz	Jan. 05, 2023	Oct. 12, 2023	Jan. 04, 2024	Radiation (03CH05-KS)
AC Power Source	Chroma	61601	F1040900 04	N/A	NCR	Oct. 12, 2023	NCR	Radiation (03CH05-KS)
Turn Table	ChamPro	EM 1000-T	060762-T	0~360 degree	NCR	Oct. 12, 2023	NCR	Radiation (03CH05-KS)
Antenna Mast	ChamPro	EM 1000-A	060762-A	1 m~4 m	NCR	Oct. 12, 2023	NCR	Radiation (03CH05-KS)

NCR: No Calibration Required

5 Measurement Uncertainty

The measurement uncertainties shown below were calculated in accordance with the requirements of ANSI 63.10-2013. All the measurement uncertainty value were shown with a coverage K=2 to indicate 95% level of confidence. The measurement data show herein meets or exceeds the CISPR measurement uncertainty values specified in CISPR 16-4-2 and can be compared directly to specified limit to determine compliance.

Uncertainty of Conducted Measurement

Test Item	Uncertainty
Conducted Power	± 0.46 dB
Conducted Emissions	± 2.26 dB
Occupied Channel Bandwidth	± 0.1 %
Conducted Power Spectral Density	± 0.88 dB

Uncertainty of Radiated Emission Measurement (30 MHz ~ 1000 MHz)

Measuring Uncertainty for a Level of Confidence of 95% ($U = 2Uc(y)$)	6.28dB
---	--------

Uncertainty of Radiated Emission Measurement (1000 MHz ~ 18000 MHz)

Measuring Uncertainty for a Level of Confidence of 95% ($U = 2Uc(y)$)	4.88dB
---	--------

Uncertainty of Radiated Emission Measurement (18000 MHz ~ 40000 MHz)

Measuring Uncertainty for a Level of Confidence of 95% ($U = 2Uc(y)$)	5.26dB
---	--------

----- THE END -----



Appendix A. Conducted Test Results

Bluetooth Low Energy (1Mbps)

Test Engineer:	Jacob Zhang	Temperature:	20~26	°C
Test Date:	2023/9/26~2023/9/27	Relative Humidity:	40~51	%

TEST RESULTS DATA
6dB and 99% Occupied Bandwidth

Mod.	Data Rate	N _{TX}	CH.	Freq. (MHz)	99% Occupied BW (MHz)	6dB BW (MHz)	6dB BW Limit (MHz)	Pass/Fail
BLE	1Mbps	1	0	2402	1.051	0.710	0.50	Pass
BLE	1Mbps	1	19	2440	1.051	0.708	0.50	Pass
BLE	1Mbps	1	39	2480	1.051	0.712	0.50	Pass

TEST RESULTS DATA
Peak Power Table

Mod.	Data Rate	N _{TX}	CH.	Freq. (MHz)	Peak Conducted Power (dBm)	Conducted Power Limit (dBm)	DG (dBi)	EIRP Power (dBm)	EIRP Power Limit (dBm)	Pass /Fail
BLE	1Mbps	1	0	2402	-0.35	30.00	3.89	3.54	36.00	Pass
BLE	1Mbps	1	19	2440	0.01	30.00	3.89	3.90	36.00	Pass
BLE	1Mbps	1	39	2480	0.75	30.00	3.89	4.64	36.00	Pass

TEST RESULTS DATA
Average Power Table
(Reporting Only)

Mod.	Data Rate	N _{TX}	CH.	Freq. (MHz)	Duty Factor (dB)	Average Conducted Power (dBm)
BLE	1Mbps	1	0	2402	2.04	-0.64
BLE	1Mbps	1	19	2440	2.04	-0.22
BLE	1Mbps	1	39	2480	2.04	0.61

TEST RESULTS DATA
Peak Power Density

Mod.	Data Rate	N _{TX}	CH.	Freq. (MHz)	Peak PSD (dBm /100kHz)	Peak PSD (dBm /3kHz)	DG (dBi)	Peak PSD Limit (dBm /3kHz)	Pass/Fail
BLE	1Mbps	1	0	2402	-1.63	-15.34	3.89	8.00	Pass
BLE	1Mbps	1	19	2440	-0.80	-14.51	3.89	8.00	Pass
BLE	1Mbps	1	39	2480	-0.33	-14.06	3.89	8.00	Pass

Note: PSD (dBm/ 100kHz) is a reference level used for Conducted Band Edges and Conducted Spurious Emission 20dBc limit.

Bluetooth Low Energy (2Mbps)

Test Engineer:	Jacob Zhang	Temperature:	20~26	°C
Test Date:	2023/9/26~2023/9/27	Relative Humidity:	40~51	%

TEST RESULTS DATA
6dB and 99% Occupied Bandwidth

Mod.	Data Rate	NTX	CH.	Freq. (MHz)	99% Occupied BW (MHz)	6dB BW (MHz)	6dB BW Limit (MHz)	Pass/Fail
BLE	2Mbps	1	0	2402	2.102	1.284	0.50	Pass
BLE	2Mbps	1	19	2440	2.102	1.280	0.50	Pass
BLE	2Mbps	1	39	2480	2.106	1.276	0.50	Pass

TEST RESULTS DATA
Peak Power Table

Mod.	Data Rate	NTX	CH.	Freq. (MHz)	Peak Conducted Power (dBm)	Conducted Power Limit (dBm)	DG (dBi)	EIRP Power (dBm)	EIRP Power Limit (dBm)	Pass /Fail
BLE	2Mbps	1	0	2402	-1.51	30.00	3.89	2.38	36.00	Pass
BLE	2Mbps	1	19	2440	-0.61	30.00	3.89	3.28	36.00	Pass
BLE	2Mbps	1	39	2480	1.06	30.00	3.89	4.95	36.00	Pass

TEST RESULTS DATA
Average Power Table
(Reporting Only)

Mod.	Data Rate	NTX	CH.	Freq. (MHz)	Duty Factor (dB)	Average Conducted Power (dBm)
BLE	2Mbps	1	0	2402	5.08	-1.69
BLE	2Mbps	1	19	2440	5.08	-0.64
BLE	2Mbps	1	39	2480	5.08	0.76

TEST RESULTS DATA
Peak Power Density

Mod.	Data Rate	NTX	CH.	Freq. (MHz)	Peak PSD (dBm /100kHz)	Peak PSD (dBm /3kHz)	DG (dBi)	Peak PSD Limit (dBm /3kHz)	Pass/Fail
BLE	2Mbps	1	0	2402	-2.64	-18.98	3.89	8.00	Pass
BLE	2Mbps	1	19	2440	-1.15	-17.51	3.89	8.00	Pass
BLE	2Mbps	1	39	2480	-1.31	-17.65	3.89	8.00	Pass

Note: PSD (dBm/ 100kHz) is a reference level used for Conducted Band Edges and Conducted Spurious Emission 20dBc limit.

Appendix B. Radiated Spurious Emission

Test Engineer :	Chris Chen	Relative Humidity :	22~23℃
		Temperature :	41~42%

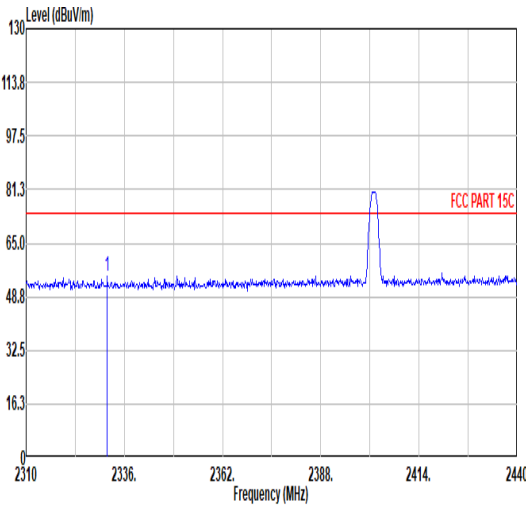
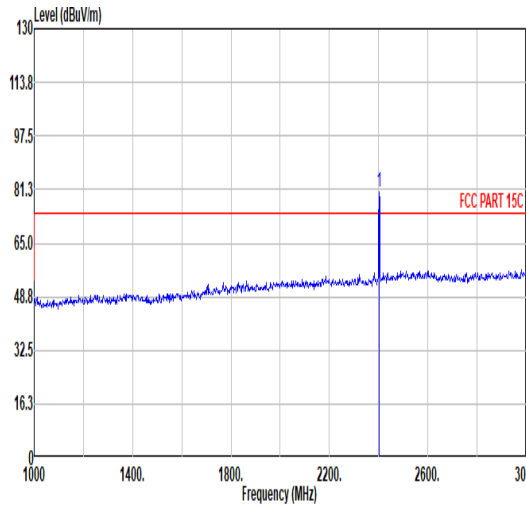
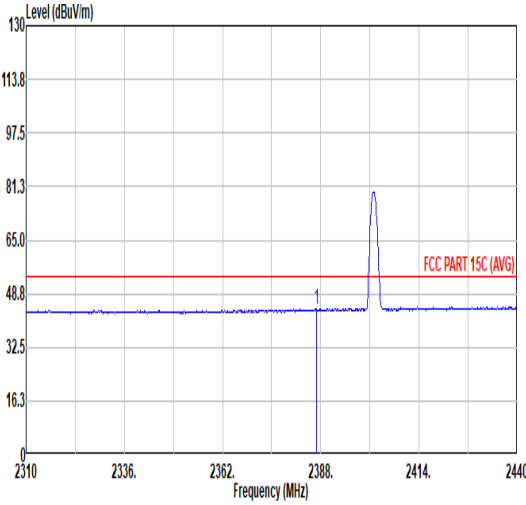
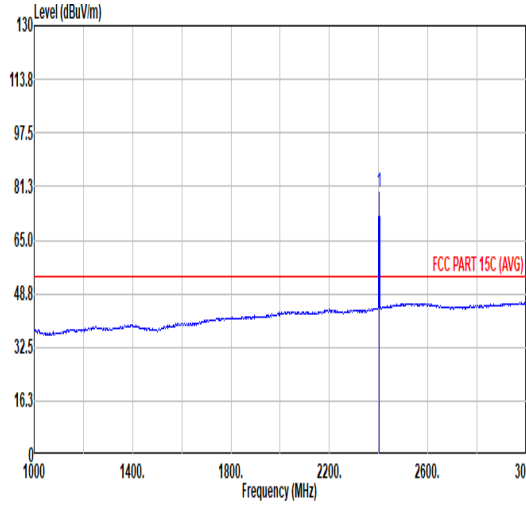
Radiated Spurious Emission Test Modes

Mode	Band (MHz)	Antenna	Modulation	Channel	Frequency	Data Rate	RU	Remark
Mode 4	2400-2483.5	siso	Bluetooth-LE_GSKF	00	2402	1Mbps	-	-
Mode 5	2400-2483.5	siso	Bluetooth-LE_GSKF	19	2440	1Mbps	-	-
Mode 6	2400-2483.5	siso	Bluetooth-LE_GSKF	39	2480	1Mbps	-	-
Mode 7	2400-2483.5	siso	Bluetooth-LE_GSKF	00	2402	2Mbps	-	-
Mode 8	2400-2483.5	siso	Bluetooth-LE_GSKF	19	2440	2Mbps	-	-
Mode 9	2400-2483.5	siso	Bluetooth-LE_GSKF	39	2480	2Mbps	-	-

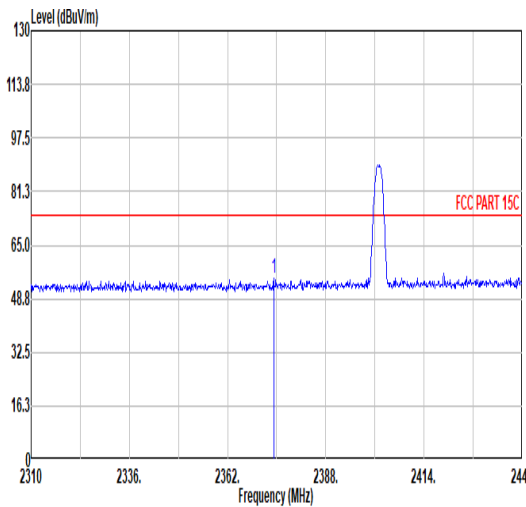
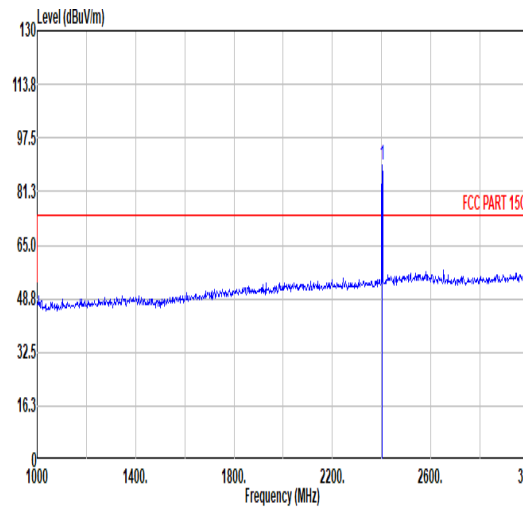
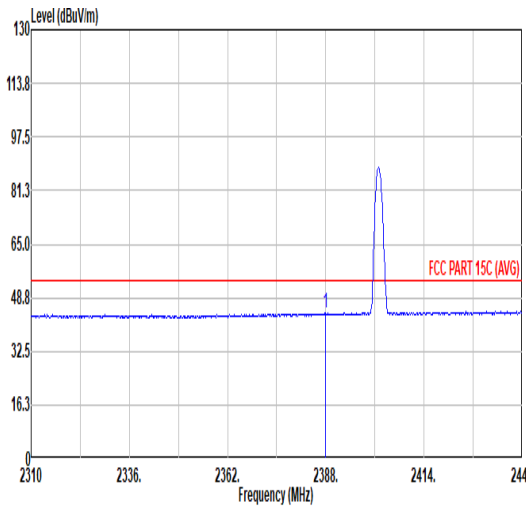
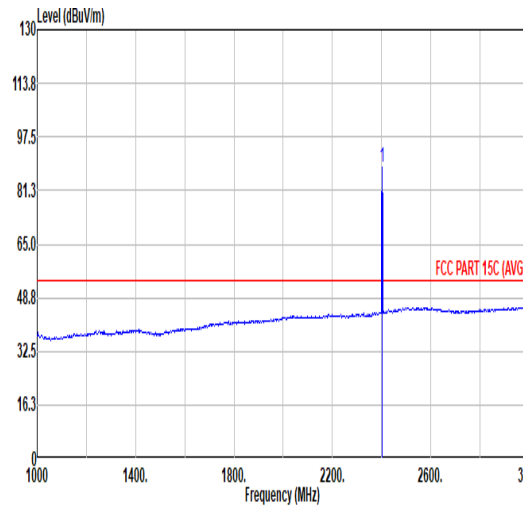
Summary of each worse mode

Mode	Modulation	Ch.	Freq. (MHz)	Level (dBuV/m)	Limit (dBuV/m)	Margin (dB)	Pol.	Peak Avg.	Result	Remark
4	Bluetooth-LE_GSKF	00	2387.87	44.04	54.00	-9.96	V	AVERAGE	Pass	Band Edge
	Bluetooth-LE_GSKF	00	4804.00	40.77	74.00	-33.23	V	PEAK	Pass	Harmonic
5	Bluetooth-LE_GSKF	19	-	-	-	-	-	-	-	Band Edge
	Bluetooth-LE_GSKF	19	7320.00	45.28	74.00	-28.72	V	PEAK	Pass	Harmonic
6	Bluetooth-LE_GSKF	39	2493.28	45.63	54.00	-8.37	H	AVERAGE	Pass	Band Edge
	Bluetooth-LE_GSKF	39	7440.00	44.48	74.00	-29.52	V	PEAK	Pass	Harmonic
7	Bluetooth-LE_GSKF	00	2386.44	45.02	54.00	-8.98	V	AVERAGE	Pass	Band Edge
	Bluetooth-LE_GSKF	00	4804.00	41.19	74.00	-32.81	V	PEAK	Pass	Harmonic
8	Bluetooth-LE_GSKF	19	-	-	-	-	-	-	-	Band Edge
	Bluetooth-LE_GSKF	19	7320.00	45.35	74.00	-28.65	V	PEAK	Pass	Harmonic
9	Bluetooth-LE_GSKF	39	2483.56	46.66	54.00	-7.34	V	AVERAGE	Pass	Band Edge
	Bluetooth-LE_GSKF	39	7440.00	44.79	74.00	-29.21	H	PEAK	Pass	Harmonic
9	Bluetooth-LE_GSKF	39	480.08	38.75	46.00	-7.25	H	PEAK	Pass	LF

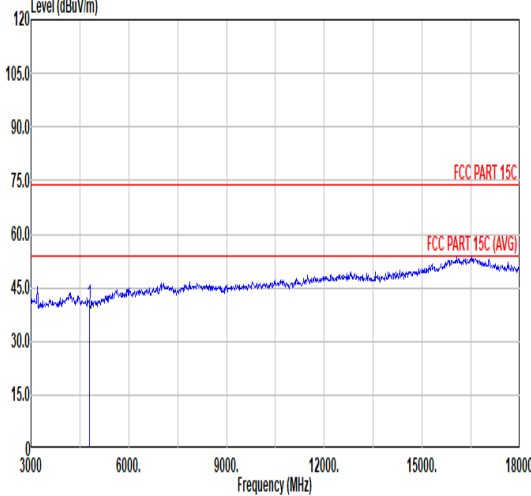
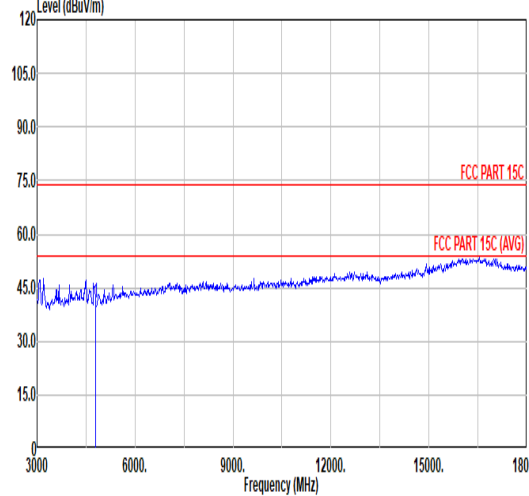


Mode	4																																																																																																												
	Band Edge																																																																																																												
	2400-2483.5_Bluetooth-LE_GSKF_CH00_2402MHz																																																																																																												
ANT	siso																																																																																																												
Pol.	Horizontal						Fundamental																																																																																																						
Peak																																																																																																													
	<table><tr><th></th><th>Limit</th><th>Read</th><th>Ant</th><th>Cable</th><th>Preamp</th><th>Aux</th><th>APos</th><th>TPos</th><th></th></tr><tr><th>Freq</th><th>Level</th><th>Line Margin</th><th>Level Factor</th><th>Loss Factor</th><th>Factor</th><th>Factor</th><th></th><th></th><th>Remark</th></tr><tr><th></th><th>MHz</th><th>dBuV/m</th><th>dBuV/m</th><th>dB</th><th>dBuV</th><th>dB/m</th><th>dB</th><th>dB</th><th>cm</th><th>deg</th></tr><tr><td>1</td><td>2331.45</td><td>54.92</td><td>74.00</td><td>-19.08</td><td>43.71</td><td>31.65</td><td>6.51</td><td>32.95</td><td>6.00</td><td>100</td><td>52 PEAK</td></tr></table>													Limit	Read	Ant	Cable	Preamp	Aux	APos	TPos		Freq	Level	Line Margin	Level Factor	Loss Factor	Factor	Factor			Remark		MHz	dBuV/m	dBuV/m	dB	dBuV	dB/m	dB	dB	cm	deg	1	2331.45	54.92	74.00	-19.08	43.71	31.65	6.51	32.95	6.00	100	52 PEAK	<table><tr><th></th><th>Limit</th><th>Read</th><th>Ant</th><th>Cable</th><th>Preamp</th><th>Aux</th><th>APos</th><th>TPos</th><th></th></tr><tr><th>Freq</th><th>Level</th><th>Line Margin</th><th>Level Factor</th><th>Loss Factor</th><th>Factor</th><th>Factor</th><th></th><th></th><th>Remark</th></tr><tr><th></th><th>MHz</th><th>dBuV/m</th><th>dBuV/m</th><th>dB</th><th>dBuV</th><th>dB/m</th><th>dB</th><th>dB</th><th>cm</th><th>deg</th></tr><tr><td>1</td><td>2402.00</td><td>80.60</td><td>-----</td><td>-----</td><td>68.61</td><td>32.21</td><td>6.62</td><td>32.84</td><td>6.00</td><td>100</td><td>52 PEAK</td></tr></table>													Limit	Read	Ant	Cable	Preamp	Aux	APos	TPos		Freq	Level	Line Margin	Level Factor	Loss Factor	Factor	Factor			Remark		MHz	dBuV/m	dBuV/m	dB	dBuV	dB/m	dB	dB	cm	deg	1	2402.00	80.60	-----	-----	68.61	32.21	6.62	32.84	6.00	100
	Limit	Read	Ant	Cable	Preamp	Aux	APos	TPos																																																																																																					
Freq	Level	Line Margin	Level Factor	Loss Factor	Factor	Factor			Remark																																																																																																				
	MHz	dBuV/m	dBuV/m	dB	dBuV	dB/m	dB	dB	cm	deg																																																																																																			
1	2331.45	54.92	74.00	-19.08	43.71	31.65	6.51	32.95	6.00	100	52 PEAK																																																																																																		
	Limit	Read	Ant	Cable	Preamp	Aux	APos	TPos																																																																																																					
Freq	Level	Line Margin	Level Factor	Loss Factor	Factor	Factor			Remark																																																																																																				
	MHz	dBuV/m	dBuV/m	dB	dBuV	dB/m	dB	dB	cm	deg																																																																																																			
1	2402.00	80.60	-----	-----	68.61	32.21	6.62	32.84	6.00	100	52 PEAK																																																																																																		
Avg																																																																																																													
	<table><tr><th></th><th>Limit</th><th>Read</th><th>Ant</th><th>Cable</th><th>Preamp</th><th>Aux</th><th>APos</th><th>TPos</th><th></th></tr><tr><th>Freq</th><th>Level</th><th>Line Margin</th><th>Level Factor</th><th>Loss Factor</th><th>Factor</th><th>Factor</th><th></th><th></th><th>Remark</th></tr><tr><th></th><th>MHz</th><th>dBuV/m</th><th>dBuV/m</th><th>dB</th><th>dBuV</th><th>dB/m</th><th>dB</th><th>dB</th><th>cm</th><th>deg</th></tr><tr><td>1</td><td>2386.83</td><td>44.04</td><td>54.00</td><td>-9.96</td><td>32.29</td><td>32.02</td><td>6.00</td><td>32.87</td><td>6.00</td><td>100</td><td>52 AVERAGE</td></tr></table>													Limit	Read	Ant	Cable	Preamp	Aux	APos	TPos		Freq	Level	Line Margin	Level Factor	Loss Factor	Factor	Factor			Remark		MHz	dBuV/m	dBuV/m	dB	dBuV	dB/m	dB	dB	cm	deg	1	2386.83	44.04	54.00	-9.96	32.29	32.02	6.00	32.87	6.00	100	52 AVERAGE	<table><tr><th></th><th>Limit</th><th>Read</th><th>Ant</th><th>Cable</th><th>Preamp</th><th>Aux</th><th>APos</th><th>TPos</th><th></th></tr><tr><th>Freq</th><th>Level</th><th>Line Margin</th><th>Level Factor</th><th>Loss Factor</th><th>Factor</th><th>Factor</th><th></th><th></th><th>Remark</th></tr><tr><th></th><th>MHz</th><th>dBuV/m</th><th>dBuV/m</th><th>dB</th><th>dBuV</th><th>dB/m</th><th>dB</th><th>dB</th><th>cm</th><th>deg</th></tr><tr><td>1</td><td>2402.00</td><td>79.64</td><td>-----</td><td>-----</td><td>67.65</td><td>32.21</td><td>6.62</td><td>32.84</td><td>6.00</td><td>100</td><td>52 AVERAGE</td></tr></table>													Limit	Read	Ant	Cable	Preamp	Aux	APos	TPos		Freq	Level	Line Margin	Level Factor	Loss Factor	Factor	Factor			Remark		MHz	dBuV/m	dBuV/m	dB	dBuV	dB/m	dB	dB	cm	deg	1	2402.00	79.64	-----	-----	67.65	32.21	6.62	32.84	6.00	100
	Limit	Read	Ant	Cable	Preamp	Aux	APos	TPos																																																																																																					
Freq	Level	Line Margin	Level Factor	Loss Factor	Factor	Factor			Remark																																																																																																				
	MHz	dBuV/m	dBuV/m	dB	dBuV	dB/m	dB	dB	cm	deg																																																																																																			
1	2386.83	44.04	54.00	-9.96	32.29	32.02	6.00	32.87	6.00	100	52 AVERAGE																																																																																																		
	Limit	Read	Ant	Cable	Preamp	Aux	APos	TPos																																																																																																					
Freq	Level	Line Margin	Level Factor	Loss Factor	Factor	Factor			Remark																																																																																																				
	MHz	dBuV/m	dBuV/m	dB	dBuV	dB/m	dB	dB	cm	deg																																																																																																			
1	2402.00	79.64	-----	-----	67.65	32.21	6.62	32.84	6.00	100	52 AVERAGE																																																																																																		

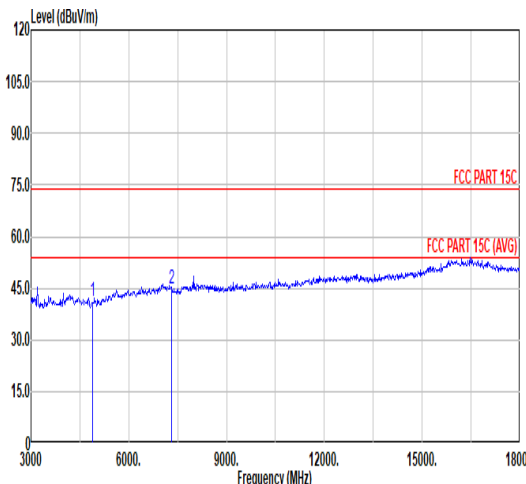
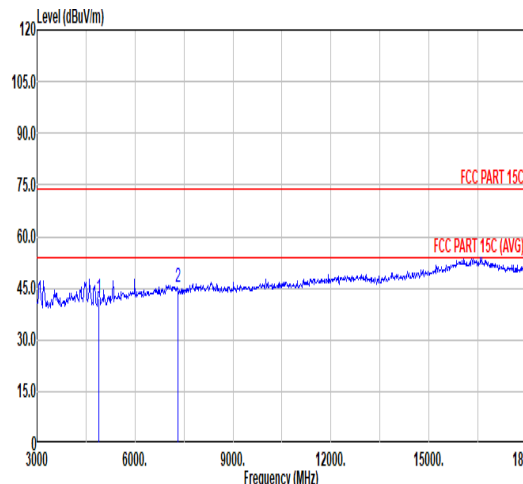


Mode	4																																																																																																														
	Band Edge																																																																																																														
	2400-2483.5_Bluetooth-LE_GSKF_CH00_2402MHz																																																																																																														
ANT	siso																																																																																																														
Pol.	Vertical						Fundamental																																																																																																								
Peak																																																																																																															
	<table><tr><th></th><th>Limit</th><th>Read</th><th>Ant</th><th>Cable</th><th>Preamp</th><th>Aux</th><th>APos</th><th>TPos</th><th></th></tr><tr><th>Freq</th><th>Level</th><th>Line Margin</th><th>Level Factor</th><th>Loss Factor</th><th>Factor</th><th>Factor</th><th></th><th></th><th>Remark</th></tr><tr><th></th><th>MHz</th><th>dBuV/m</th><th>dBuV/m</th><th>dB</th><th>dBuV</th><th>dB/m</th><th>dB</th><th>dB</th><th>cm</th><th>deg</th></tr><tr><td>1</td><td>2374.22</td><td>54.87</td><td>74.00</td><td>-19.13</td><td>43.34</td><td>31.84</td><td>6.58</td><td>32.89</td><td>6.00</td><td>207</td><td>360</td><td>PEAK</td></tr></table>													Limit	Read	Ant	Cable	Preamp	Aux	APos	TPos		Freq	Level	Line Margin	Level Factor	Loss Factor	Factor	Factor			Remark		MHz	dBuV/m	dBuV/m	dB	dBuV	dB/m	dB	dB	cm	deg	1	2374.22	54.87	74.00	-19.13	43.34	31.84	6.58	32.89	6.00	207	360	PEAK	<table><tr><th></th><th>Limit</th><th>Read</th><th>Ant</th><th>Cable</th><th>Preamp</th><th>Aux</th><th>APos</th><th>TPos</th><th></th></tr><tr><th>Freq</th><th>Level</th><th>Line Margin</th><th>Level Factor</th><th>Loss Factor</th><th>Factor</th><th>Factor</th><th></th><th></th><th>Remark</th></tr><tr><th></th><th>MHz</th><th>dBuV/m</th><th>dBuV/m</th><th>dB</th><th>dBuV</th><th>dB/m</th><th>dB</th><th>dB</th><th>cm</th><th>deg</th></tr><tr><td>1</td><td>2402.00</td><td>89.08</td><td>-----</td><td>-----</td><td>77.09</td><td>32.21</td><td>6.62</td><td>32.84</td><td>6.00</td><td>207</td><td>360</td><td>PEAK</td></tr></table>													Limit	Read	Ant	Cable	Preamp	Aux	APos	TPos		Freq	Level	Line Margin	Level Factor	Loss Factor	Factor	Factor			Remark		MHz	dBuV/m	dBuV/m	dB	dBuV	dB/m	dB	dB	cm	deg	1	2402.00	89.08	-----	-----	77.09	32.21	6.62	32.84	6.00	207	360
	Limit	Read	Ant	Cable	Preamp	Aux	APos	TPos																																																																																																							
Freq	Level	Line Margin	Level Factor	Loss Factor	Factor	Factor			Remark																																																																																																						
	MHz	dBuV/m	dBuV/m	dB	dBuV	dB/m	dB	dB	cm	deg																																																																																																					
1	2374.22	54.87	74.00	-19.13	43.34	31.84	6.58	32.89	6.00	207	360	PEAK																																																																																																			
	Limit	Read	Ant	Cable	Preamp	Aux	APos	TPos																																																																																																							
Freq	Level	Line Margin	Level Factor	Loss Factor	Factor	Factor			Remark																																																																																																						
	MHz	dBuV/m	dBuV/m	dB	dBuV	dB/m	dB	dB	cm	deg																																																																																																					
1	2402.00	89.08	-----	-----	77.09	32.21	6.62	32.84	6.00	207	360	PEAK																																																																																																			
Avg																																																																																																															
	<table><tr><th></th><th>Limit</th><th>Read</th><th>Ant</th><th>Cable</th><th>Preamp</th><th>Aux</th><th>APos</th><th>TPos</th><th></th></tr><tr><th>Freq</th><th>Level</th><th>Line Margin</th><th>Level Factor</th><th>Loss Factor</th><th>Factor</th><th>Factor</th><th></th><th></th><th>Remark</th></tr><tr><th></th><th>MHz</th><th>dBuV/m</th><th>dBuV/m</th><th>dB</th><th>dBuV</th><th>dB/m</th><th>dB</th><th>dB</th><th>cm</th><th>deg</th></tr><tr><td>1</td><td>2387.87</td><td>44.04</td><td>54.00</td><td>-9.96</td><td>32.27</td><td>32.03</td><td>6.00</td><td>32.86</td><td>6.00</td><td>207</td><td>360</td><td>AVERAGE</td></tr></table>													Limit	Read	Ant	Cable	Preamp	Aux	APos	TPos		Freq	Level	Line Margin	Level Factor	Loss Factor	Factor	Factor			Remark		MHz	dBuV/m	dBuV/m	dB	dBuV	dB/m	dB	dB	cm	deg	1	2387.87	44.04	54.00	-9.96	32.27	32.03	6.00	32.86	6.00	207	360	AVERAGE	<table><tr><th></th><th>Limit</th><th>Read</th><th>Ant</th><th>Cable</th><th>Preamp</th><th>Aux</th><th>APos</th><th>TPos</th><th></th></tr><tr><th>Freq</th><th>Level</th><th>Line Margin</th><th>Level Factor</th><th>Loss Factor</th><th>Factor</th><th>Factor</th><th></th><th></th><th>Remark</th></tr><tr><th></th><th>MHz</th><th>dBuV/m</th><th>dBuV/m</th><th>dB</th><th>dBuV</th><th>dB/m</th><th>dB</th><th>dB</th><th>cm</th><th>deg</th></tr><tr><td>1</td><td>2402.00</td><td>88.11</td><td>-----</td><td>-----</td><td>76.12</td><td>32.21</td><td>6.62</td><td>32.84</td><td>6.00</td><td>207</td><td>360</td><td>AVERAGE</td></tr></table>													Limit	Read	Ant	Cable	Preamp	Aux	APos	TPos		Freq	Level	Line Margin	Level Factor	Loss Factor	Factor	Factor			Remark		MHz	dBuV/m	dBuV/m	dB	dBuV	dB/m	dB	dB	cm	deg	1	2402.00	88.11	-----	-----	76.12	32.21	6.62	32.84	6.00	207	360
	Limit	Read	Ant	Cable	Preamp	Aux	APos	TPos																																																																																																							
Freq	Level	Line Margin	Level Factor	Loss Factor	Factor	Factor			Remark																																																																																																						
	MHz	dBuV/m	dBuV/m	dB	dBuV	dB/m	dB	dB	cm	deg																																																																																																					
1	2387.87	44.04	54.00	-9.96	32.27	32.03	6.00	32.86	6.00	207	360	AVERAGE																																																																																																			
	Limit	Read	Ant	Cable	Preamp	Aux	APos	TPos																																																																																																							
Freq	Level	Line Margin	Level Factor	Loss Factor	Factor	Factor			Remark																																																																																																						
	MHz	dBuV/m	dBuV/m	dB	dBuV	dB/m	dB	dB	cm	deg																																																																																																					
1	2402.00	88.11	-----	-----	76.12	32.21	6.62	32.84	6.00	207	360	AVERAGE																																																																																																			



Mode	4																																																																																														
	Harmonic																																																																																														
	2400-2483.5_Bluetooth-LE_GSFK_CH00_2402MHz																																																																																														
ANT	siso																																																																																														
Pol.	Horizontal	Vertical																																																																																													
Peak Avg																																																																																															
	<table><tr><th colspan="2"></th><th colspan="2">Limit</th><th>Read</th><th>Ant</th><th>Cable</th><th>Preamp</th><th>Aux</th><th>APos</th><th>TPos</th><th rowspan="2">Remark</th></tr><tr><th>Freq</th><th>Level</th><th>Line</th><th>Margin</th><th>Level</th><th>Factor</th><th>Loss</th><th>Factor</th><th>Factor</th><th></th><th></th></tr><tr><th>MHz</th><th>dBuV/m</th><th>dBuV/m</th><th>dB</th><th>dBuV</th><th>dB/m</th><th>dB</th><th>dB</th><th>dB</th><th>cm</th><th>deg</th><th></th></tr><tr><td>1 4804.00</td><td>40.48</td><td>74.00</td><td>-33.52</td><td>57.76</td><td>34.20</td><td>9.44</td><td>60.92</td><td>0.00</td><td>---</td><td>---</td><td>PEAK</td></tr></table>			Limit		Read	Ant	Cable	Preamp	Aux	APos	TPos	Remark	Freq	Level	Line	Margin	Level	Factor	Loss	Factor	Factor			MHz	dBuV/m	dBuV/m	dB	dBuV	dB/m	dB	dB	dB	cm	deg		1 4804.00	40.48	74.00	-33.52	57.76	34.20	9.44	60.92	0.00	---	---	PEAK	<table><tr><th colspan="2"></th><th colspan="2">Limit</th><th>Read</th><th>Ant</th><th>Cable</th><th>Preamp</th><th>Aux</th><th>APos</th><th>TPos</th><th rowspan="2">Remark</th></tr><tr><th>Freq</th><th>Level</th><th>Line</th><th>Margin</th><th>Level</th><th>Factor</th><th>Loss</th><th>Factor</th><th>Factor</th><th></th><th></th></tr><tr><th>MHz</th><th>dBuV/m</th><th>dBuV/m</th><th>dB</th><th>dBuV</th><th>dB/m</th><th>dB</th><th>dB</th><th>dB</th><th>cm</th><th>deg</th><th></th></tr><tr><td>1 4804.00</td><td>40.77</td><td>74.00</td><td>-33.23</td><td>58.05</td><td>34.20</td><td>9.44</td><td>60.92</td><td>0.00</td><td>---</td><td>---</td><td>PEAK</td></tr></table>			Limit		Read	Ant	Cable	Preamp	Aux	APos	TPos	Remark	Freq	Level	Line	Margin	Level	Factor	Loss	Factor	Factor			MHz	dBuV/m	dBuV/m	dB	dBuV	dB/m	dB	dB	dB	cm	deg		1 4804.00	40.77	74.00	-33.23	58.05	34.20	9.44	60.92	0.00	---	---
		Limit		Read	Ant	Cable	Preamp	Aux	APos	TPos	Remark																																																																																				
Freq	Level	Line	Margin	Level	Factor	Loss	Factor	Factor																																																																																							
MHz	dBuV/m	dBuV/m	dB	dBuV	dB/m	dB	dB	dB	cm	deg																																																																																					
1 4804.00	40.48	74.00	-33.52	57.76	34.20	9.44	60.92	0.00	---	---	PEAK																																																																																				
		Limit		Read	Ant	Cable	Preamp	Aux	APos	TPos	Remark																																																																																				
Freq	Level	Line	Margin	Level	Factor	Loss	Factor	Factor																																																																																							
MHz	dBuV/m	dBuV/m	dB	dBuV	dB/m	dB	dB	dB	cm	deg																																																																																					
1 4804.00	40.77	74.00	-33.23	58.05	34.20	9.44	60.92	0.00	---	---	PEAK																																																																																				

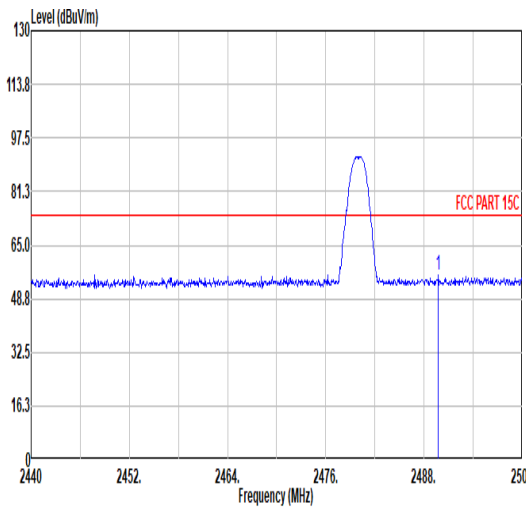
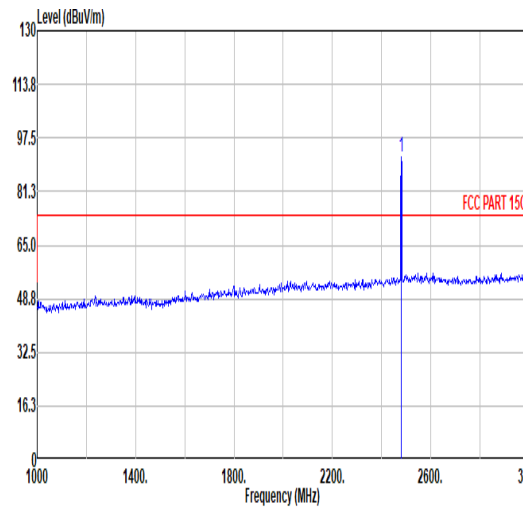
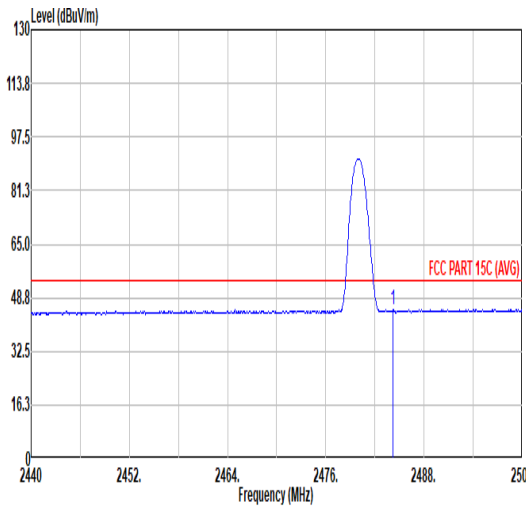
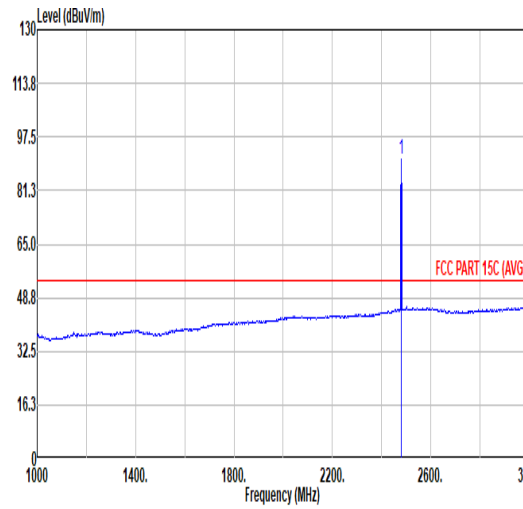


Mode	5																																																																																																																													
	Harmonic																																																																																																																													
	2400-2483.5_Bluetooth-LE_GSKF_CH19_2440MHz																																																																																																																													
ANT	siso																																																																																																																													
Pol.	Horizontal						Vertical																																																																																																																							
Peak Avg																																																																																																																														
	<table><tr><th></th><th>Limit</th><th>Read</th><th>Ant</th><th>Cable</th><th>Preamp</th><th>Aux</th><th>APos</th><th>TPos</th><th></th></tr><tr><th>Freq</th><th>Level</th><th>Line</th><th>Margin</th><th>Level</th><th>Factor</th><th>Loss</th><th>Factor</th><th>Factor</th><th>Remark</th></tr><tr><th></th><th>MHz</th><th>dBuV/m</th><th>dBuV/m</th><th>dB</th><th>dBuV</th><th>dB/m</th><th>dB</th><th>dB</th><th>cm</th><th>deg</th></tr><tr><td>1</td><td>4880.00</td><td>41.03</td><td>74.00</td><td>-32.97</td><td>58.16</td><td>34.20</td><td>9.53</td><td>60.86</td><td>0.00</td><td>---</td><td>---</td><td>PEAK</td></tr><tr><td>2</td><td>7320.00</td><td>44.66</td><td>74.00</td><td>-29.34</td><td>57.64</td><td>35.68</td><td>11.69</td><td>60.35</td><td>0.00</td><td>---</td><td>---</td><td>PEAK</td></tr></table>							Limit	Read	Ant	Cable	Preamp	Aux	APos	TPos		Freq	Level	Line	Margin	Level	Factor	Loss	Factor	Factor	Remark		MHz	dBuV/m	dBuV/m	dB	dBuV	dB/m	dB	dB	cm	deg	1	4880.00	41.03	74.00	-32.97	58.16	34.20	9.53	60.86	0.00	---	---	PEAK	2	7320.00	44.66	74.00	-29.34	57.64	35.68	11.69	60.35	0.00	---	---	PEAK	<table><tr><th></th><th>Limit</th><th>Read</th><th>Ant</th><th>Cable</th><th>Preamp</th><th>Aux</th><th>APos</th><th>TPos</th><th></th></tr><tr><th>Freq</th><th>Level</th><th>Line</th><th>Margin</th><th>Level</th><th>Factor</th><th>Loss</th><th>Factor</th><th>Factor</th><th>Remark</th></tr><tr><th></th><th>MHz</th><th>dBuV/m</th><th>dBuV/m</th><th>dB</th><th>dBuV</th><th>dB/m</th><th>dB</th><th>dB</th><th>cm</th><th>deg</th></tr><tr><td>1</td><td>4880.00</td><td>41.97</td><td>74.00</td><td>-32.03</td><td>59.10</td><td>34.20</td><td>9.53</td><td>60.86</td><td>0.00</td><td>---</td><td>---</td><td>PEAK</td></tr><tr><td>2</td><td>7320.00</td><td>45.28</td><td>74.00</td><td>-28.72</td><td>58.26</td><td>35.68</td><td>11.69</td><td>60.35</td><td>0.00</td><td>---</td><td>---</td><td>PEAK</td></tr></table>							Limit	Read	Ant	Cable	Preamp	Aux	APos	TPos		Freq	Level	Line	Margin	Level	Factor	Loss	Factor	Factor	Remark		MHz	dBuV/m	dBuV/m	dB	dBuV	dB/m	dB	dB	cm	deg	1	4880.00	41.97	74.00	-32.03	59.10	34.20	9.53	60.86	0.00	---	---	PEAK	2	7320.00	45.28	74.00	-28.72	58.26	35.68	11.69	60.35	0.00	---	---	PEAK
		Limit	Read	Ant	Cable	Preamp	Aux	APos	TPos																																																																																																																					
Freq	Level	Line	Margin	Level	Factor	Loss	Factor	Factor	Remark																																																																																																																					
	MHz	dBuV/m	dBuV/m	dB	dBuV	dB/m	dB	dB	cm	deg																																																																																																																				
1	4880.00	41.03	74.00	-32.97	58.16	34.20	9.53	60.86	0.00	---	---	PEAK																																																																																																																		
2	7320.00	44.66	74.00	-29.34	57.64	35.68	11.69	60.35	0.00	---	---	PEAK																																																																																																																		
	Limit	Read	Ant	Cable	Preamp	Aux	APos	TPos																																																																																																																						
Freq	Level	Line	Margin	Level	Factor	Loss	Factor	Factor	Remark																																																																																																																					
	MHz	dBuV/m	dBuV/m	dB	dBuV	dB/m	dB	dB	cm	deg																																																																																																																				
1	4880.00	41.97	74.00	-32.03	59.10	34.20	9.53	60.86	0.00	---	---	PEAK																																																																																																																		
2	7320.00	45.28	74.00	-28.72	58.26	35.68	11.69	60.35	0.00	---	---	PEAK																																																																																																																		

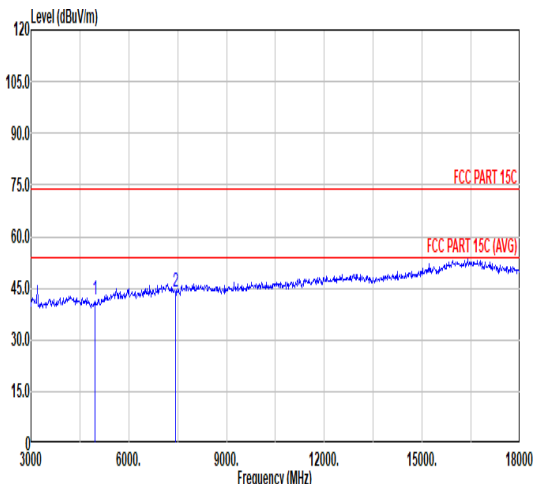
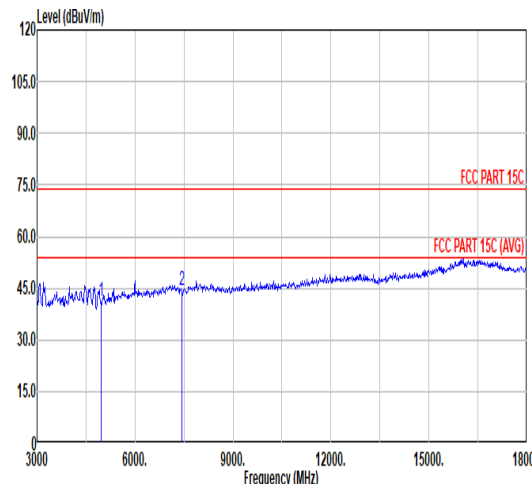


Mode	6																																																										
	Band Edge																																																										
	2400-2483.5_Bluetooth-LE_GSKF_CH39_2480MHz																																																										
ANT	siso																																																										
Pol.	Horizontal						Fundamental																																																				
Peak																																																											
	<table><tr><th></th><th>Limit</th><th>Read</th><th>Ant</th><th>Cable</th><th>Preamp</th><th>Aux</th><th>APos</th><th>TPos</th><th colspan="3"></th></tr><tr><th>Freq</th><th>Level</th><th>Line Margin</th><th>Level Factor</th><th>Loss Factor</th><th>Factor</th><th>Factor</th><th></th><th></th><th>Remark</th><th colspan="2"></th></tr><tr><th></th><th>MHz</th><th>dBuV/m</th><th>dBuV/m</th><th>dB</th><th>dBuV</th><th>dB/m</th><th>dB</th><th>dB</th><th>cm</th><th>deg</th><th></th></tr><tr><td>1</td><td>2489.20</td><td>55.82</td><td>74.00</td><td>-18.18</td><td>42.88</td><td>32.81</td><td>6.74</td><td>32.61</td><td>6.00</td><td>134</td><td>44 PEAK</td></tr></table>													Limit	Read	Ant	Cable	Preamp	Aux	APos	TPos				Freq	Level	Line Margin	Level Factor	Loss Factor	Factor	Factor			Remark				MHz	dBuV/m	dBuV/m	dB	dBuV	dB/m	dB	dB	cm	deg		1	2489.20	55.82	74.00	-18.18	42.88	32.81	6.74	32.61	6.00	134
	Limit	Read	Ant	Cable	Preamp	Aux	APos	TPos																																																			
Freq	Level	Line Margin	Level Factor	Loss Factor	Factor	Factor			Remark																																																		
	MHz	dBuV/m	dBuV/m	dB	dBuV	dB/m	dB	dB	cm	deg																																																	
1	2489.20	55.82	74.00	-18.18	42.88	32.81	6.74	32.61	6.00	134	44 PEAK																																																
Avg																																																											
	<table><tr><th></th><th>Limit</th><th>Read</th><th>Ant</th><th>Cable</th><th>Preamp</th><th>Aux</th><th>APos</th><th>TPos</th><th colspan="3"></th></tr><tr><th>Freq</th><th>Level</th><th>Line Margin</th><th>Level Factor</th><th>Loss Factor</th><th>Factor</th><th>Factor</th><th></th><th></th><th>Remark</th><th colspan="2"></th></tr><tr><th></th><th>MHz</th><th>dBuV/m</th><th>dBuV/m</th><th>dB</th><th>dBuV</th><th>dB/m</th><th>dB</th><th>dB</th><th>cm</th><th>deg</th><th></th></tr><tr><td>1</td><td>2493.28</td><td>45.63</td><td>54.00</td><td>-8.37</td><td>32.63</td><td>32.85</td><td>6.75</td><td>32.60</td><td>6.00</td><td>134</td><td>44 AVERAGE</td></tr></table>													Limit	Read	Ant	Cable	Preamp	Aux	APos	TPos				Freq	Level	Line Margin	Level Factor	Loss Factor	Factor	Factor			Remark				MHz	dBuV/m	dBuV/m	dB	dBuV	dB/m	dB	dB	cm	deg		1	2493.28	45.63	54.00	-8.37	32.63	32.85	6.75	32.60	6.00	134
	Limit	Read	Ant	Cable	Preamp	Aux	APos	TPos																																																			
Freq	Level	Line Margin	Level Factor	Loss Factor	Factor	Factor			Remark																																																		
	MHz	dBuV/m	dBuV/m	dB	dBuV	dB/m	dB	dB	cm	deg																																																	
1	2493.28	45.63	54.00	-8.37	32.63	32.85	6.75	32.60	6.00	134	44 AVERAGE																																																
Peak																																																											
	<table><tr><th></th><th>Limit</th><th>Read</th><th>Ant</th><th>Cable</th><th>Preamp</th><th>Aux</th><th>APos</th><th>TPos</th><th colspan="3"></th></tr><tr><th>Freq</th><th>Level</th><th>Line Margin</th><th>Level Factor</th><th>Loss Factor</th><th>Factor</th><th>Factor</th><th></th><th></th><th>Remark</th><th colspan="2"></th></tr><tr><th></th><th>MHz</th><th>dBuV/m</th><th>dBuV/m</th><th>dB</th><th>dBuV</th><th>dB/m</th><th>dB</th><th>dB</th><th>cm</th><th>deg</th><th></th></tr><tr><td>1</td><td>2480.00</td><td>88.54</td><td>-----</td><td>-----</td><td>75.70</td><td>32.74</td><td>6.73</td><td>32.63</td><td>6.00</td><td>134</td><td>44 PEAK</td></tr></table>													Limit	Read	Ant	Cable	Preamp	Aux	APos	TPos				Freq	Level	Line Margin	Level Factor	Loss Factor	Factor	Factor			Remark				MHz	dBuV/m	dBuV/m	dB	dBuV	dB/m	dB	dB	cm	deg		1	2480.00	88.54	-----	-----	75.70	32.74	6.73	32.63	6.00	134
	Limit	Read	Ant	Cable	Preamp	Aux	APos	TPos																																																			
Freq	Level	Line Margin	Level Factor	Loss Factor	Factor	Factor			Remark																																																		
	MHz	dBuV/m	dBuV/m	dB	dBuV	dB/m	dB	dB	cm	deg																																																	
1	2480.00	88.54	-----	-----	75.70	32.74	6.73	32.63	6.00	134	44 PEAK																																																
Avg																																																											
	<table><tr><th></th><th>Limit</th><th>Read</th><th>Ant</th><th>Cable</th><th>Preamp</th><th>Aux</th><th>APos</th><th>TPos</th><th colspan="3"></th></tr><tr><th>Freq</th><th>Level</th><th>Line Margin</th><th>Level Factor</th><th>Loss Factor</th><th>Factor</th><th>Factor</th><th></th><th></th><th>Remark</th><th colspan="2"></th></tr><tr><th></th><th>MHz</th><th>dBuV/m</th><th>dBuV/m</th><th>dB</th><th>dBuV</th><th>dB/m</th><th>dB</th><th>dB</th><th>cm</th><th>deg</th><th></th></tr><tr><td>1</td><td>2480.00</td><td>87.35</td><td>-----</td><td>-----</td><td>74.51</td><td>32.74</td><td>6.73</td><td>32.63</td><td>6.00</td><td>134</td><td>44 AVERAGE</td></tr></table>													Limit	Read	Ant	Cable	Preamp	Aux	APos	TPos				Freq	Level	Line Margin	Level Factor	Loss Factor	Factor	Factor			Remark				MHz	dBuV/m	dBuV/m	dB	dBuV	dB/m	dB	dB	cm	deg		1	2480.00	87.35	-----	-----	74.51	32.74	6.73	32.63	6.00	134
	Limit	Read	Ant	Cable	Preamp	Aux	APos	TPos																																																			
Freq	Level	Line Margin	Level Factor	Loss Factor	Factor	Factor			Remark																																																		
	MHz	dBuV/m	dBuV/m	dB	dBuV	dB/m	dB	dB	cm	deg																																																	
1	2480.00	87.35	-----	-----	74.51	32.74	6.73	32.63	6.00	134	44 AVERAGE																																																

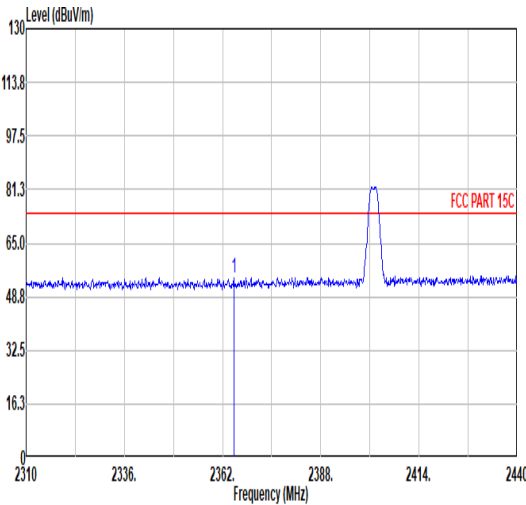
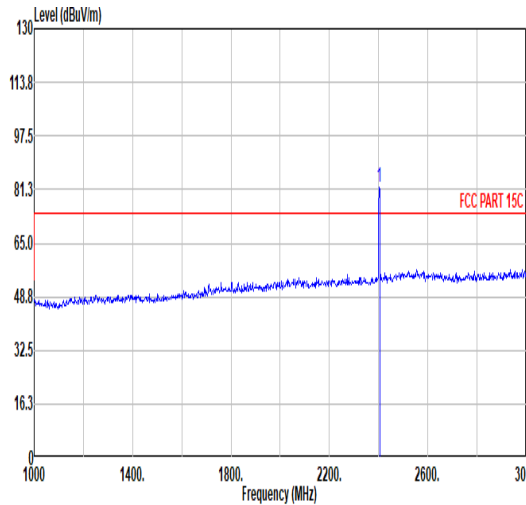
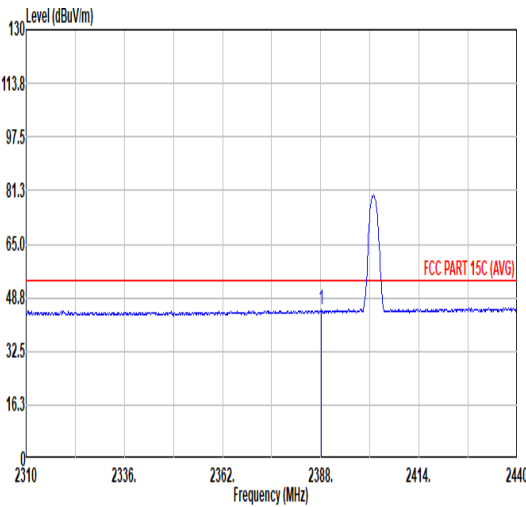
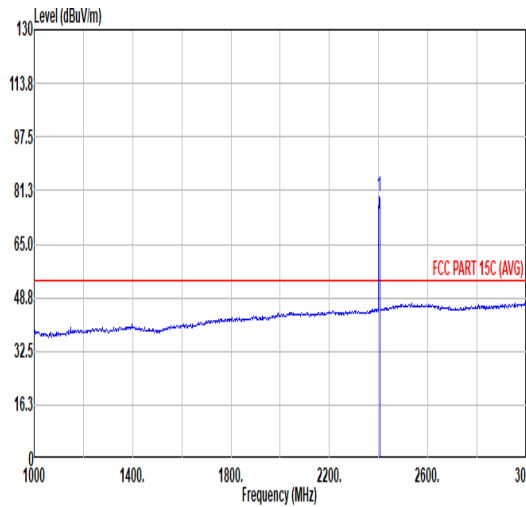


Mode	6																																																																																																
	Band Edge																																																																																																
	2400-2483.5_Bluetooth-LE_GSKF_CH39_2480MHz																																																																																																
ANT	siso																																																																																																
Pol.	Vertical						Fundamental																																																																																										
Peak																																																																																																	
	<table><tr><th></th><th>Limit</th><th>Read</th><th>Ant</th><th>Cable</th><th>Preamp</th><th>Aux</th><th>APos</th><th>TPos</th><th></th></tr><tr><th>Freq</th><th>Level</th><th>Line Margin</th><th>Level Factor</th><th>Loss Factor</th><th>Factor</th><th>Factor</th><th></th><th></th><th>Remark</th></tr><tr><th></th><th>MHz</th><th>dBuV/m</th><th>dBuV/m</th><th>dB</th><th>dBuV</th><th>dB/m</th><th>dB</th><th>dB</th><th>cm</th><th>deg</th></tr><tr><td>1</td><td>2489.74</td><td>55.75</td><td>74.00</td><td>-18.25</td><td>42.80</td><td>32.82</td><td>6.74</td><td>32.61</td><td>6.00</td><td>265</td><td>39 PEAK</td></tr></table>							Limit	Read	Ant	Cable	Preamp	Aux	APos	TPos		Freq	Level	Line Margin	Level Factor	Loss Factor	Factor	Factor			Remark		MHz	dBuV/m	dBuV/m	dB	dBuV	dB/m	dB	dB	cm	deg	1	2489.74	55.75	74.00	-18.25	42.80	32.82	6.74	32.61	6.00	265	39 PEAK	<table><tr><th></th><th>Limit</th><th>Read</th><th>Ant</th><th>Cable</th><th>Preamp</th><th>Aux</th><th>APos</th><th>TPos</th><th></th></tr><tr><th>Freq</th><th>Level</th><th>Line Margin</th><th>Level Factor</th><th>Loss Factor</th><th>Factor</th><th>Factor</th><th></th><th></th><th>Remark</th></tr><tr><th></th><th>MHz</th><th>dBuV/m</th><th>dBuV/m</th><th>dB</th><th>dBuV</th><th>dB/m</th><th>dB</th><th>dB</th><th>cm</th><th>deg</th></tr><tr><td>1</td><td>2480.00</td><td>91.82</td><td>-----</td><td>-----</td><td>78.98</td><td>32.74</td><td>6.73</td><td>32.63</td><td>6.00</td><td>265</td><td>39 PEAK</td></tr></table>							Limit	Read	Ant	Cable	Preamp	Aux	APos	TPos		Freq	Level	Line Margin	Level Factor	Loss Factor	Factor	Factor			Remark		MHz	dBuV/m	dBuV/m	dB	dBuV	dB/m	dB	dB	cm	deg	1	2480.00	91.82	-----	-----	78.98	32.74	6.73	32.63	6.00	265
	Limit	Read	Ant	Cable	Preamp	Aux	APos	TPos																																																																																									
Freq	Level	Line Margin	Level Factor	Loss Factor	Factor	Factor			Remark																																																																																								
	MHz	dBuV/m	dBuV/m	dB	dBuV	dB/m	dB	dB	cm	deg																																																																																							
1	2489.74	55.75	74.00	-18.25	42.80	32.82	6.74	32.61	6.00	265	39 PEAK																																																																																						
	Limit	Read	Ant	Cable	Preamp	Aux	APos	TPos																																																																																									
Freq	Level	Line Margin	Level Factor	Loss Factor	Factor	Factor			Remark																																																																																								
	MHz	dBuV/m	dBuV/m	dB	dBuV	dB/m	dB	dB	cm	deg																																																																																							
1	2480.00	91.82	-----	-----	78.98	32.74	6.73	32.63	6.00	265	39 PEAK																																																																																						
Avg																																																																																																	
	<table><tr><th></th><th>Limit</th><th>Read</th><th>Ant</th><th>Cable</th><th>Preamp</th><th>Aux</th><th>APos</th><th>TPos</th><th></th></tr><tr><th>Freq</th><th>Level</th><th>Line Margin</th><th>Level Factor</th><th>Loss Factor</th><th>Factor</th><th>Factor</th><th></th><th></th><th>Remark</th></tr><tr><th></th><th>MHz</th><th>dBuV/m</th><th>dBuV/m</th><th>dB</th><th>dBuV</th><th>dB/m</th><th>dB</th><th>dB</th><th>cm</th><th>deg</th></tr><tr><td>1</td><td>2484.22</td><td>45.13</td><td>54.00</td><td>-8.87</td><td>32.25</td><td>32.77</td><td>6.73</td><td>32.62</td><td>6.00</td><td>265</td><td>39 AVERAGE</td></tr></table>							Limit	Read	Ant	Cable	Preamp	Aux	APos	TPos		Freq	Level	Line Margin	Level Factor	Loss Factor	Factor	Factor			Remark		MHz	dBuV/m	dBuV/m	dB	dBuV	dB/m	dB	dB	cm	deg	1	2484.22	45.13	54.00	-8.87	32.25	32.77	6.73	32.62	6.00	265	39 AVERAGE	<table><tr><th></th><th>Limit</th><th>Read</th><th>Ant</th><th>Cable</th><th>Preamp</th><th>Aux</th><th>APos</th><th>TPos</th><th></th></tr><tr><th>Freq</th><th>Level</th><th>Line Margin</th><th>Level Factor</th><th>Loss Factor</th><th>Factor</th><th>Factor</th><th></th><th></th><th>Remark</th></tr><tr><th></th><th>MHz</th><th>dBuV/m</th><th>dBuV/m</th><th>dB</th><th>dBuV</th><th>dB/m</th><th>dB</th><th>dB</th><th>cm</th><th>deg</th></tr><tr><td>1</td><td>2480.00</td><td>90.85</td><td>-----</td><td>-----</td><td>78.01</td><td>32.74</td><td>6.73</td><td>32.63</td><td>6.00</td><td>265</td><td>39 AVERAGE</td></tr></table>							Limit	Read	Ant	Cable	Preamp	Aux	APos	TPos		Freq	Level	Line Margin	Level Factor	Loss Factor	Factor	Factor			Remark		MHz	dBuV/m	dBuV/m	dB	dBuV	dB/m	dB	dB	cm	deg	1	2480.00	90.85	-----	-----	78.01	32.74	6.73	32.63	6.00	265
	Limit	Read	Ant	Cable	Preamp	Aux	APos	TPos																																																																																									
Freq	Level	Line Margin	Level Factor	Loss Factor	Factor	Factor			Remark																																																																																								
	MHz	dBuV/m	dBuV/m	dB	dBuV	dB/m	dB	dB	cm	deg																																																																																							
1	2484.22	45.13	54.00	-8.87	32.25	32.77	6.73	32.62	6.00	265	39 AVERAGE																																																																																						
	Limit	Read	Ant	Cable	Preamp	Aux	APos	TPos																																																																																									
Freq	Level	Line Margin	Level Factor	Loss Factor	Factor	Factor			Remark																																																																																								
	MHz	dBuV/m	dBuV/m	dB	dBuV	dB/m	dB	dB	cm	deg																																																																																							
1	2480.00	90.85	-----	-----	78.01	32.74	6.73	32.63	6.00	265	39 AVERAGE																																																																																						

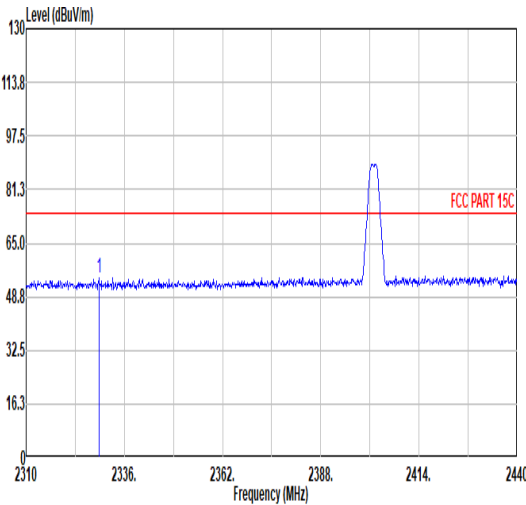
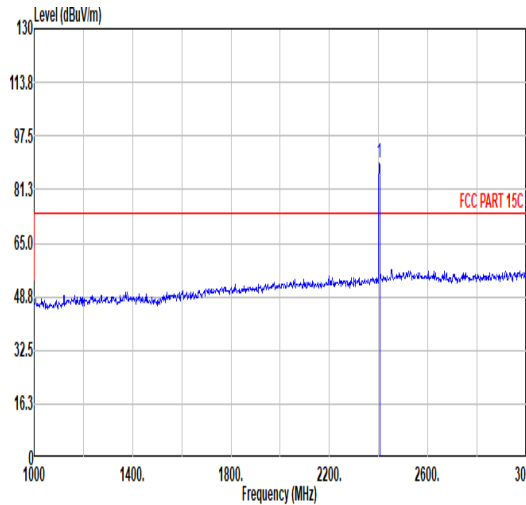
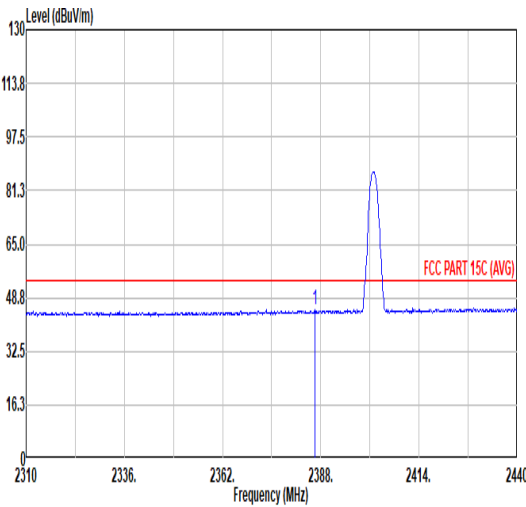
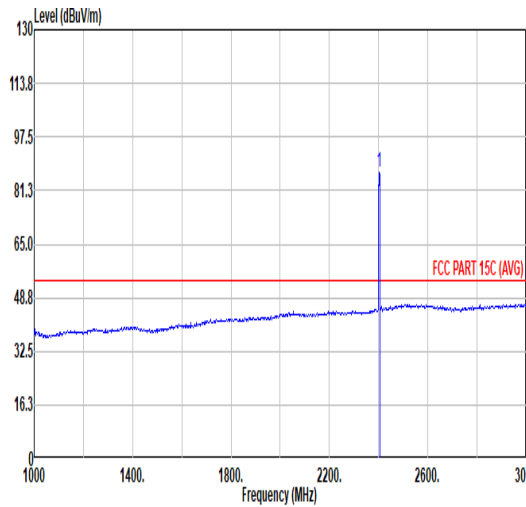


Mode	6																																																																																																																													
	Harmonic																																																																																																																													
	2400-2483.5_Bluetooth-LE_GSKF_CH39_2480MHz																																																																																																																													
ANT	siso																																																																																																																													
Pol.	Horizontal						Vertical																																																																																																																							
Peak Avg																																																																																																																														
	<table><tr><th></th><th>Limit</th><th>Read</th><th>Ant</th><th>Cable</th><th>Preamp</th><th>Aux</th><th>APos</th><th>TPos</th><th></th></tr><tr><th>Freq</th><th>Level</th><th>Line</th><th>Margin</th><th>Level</th><th>Factor</th><th>Loss</th><th>Factor</th><th>Factor</th><th>Remark</th></tr><tr><th></th><th>MHz</th><th>dBuV/m</th><th>dBuV/m</th><th>dB</th><th>dBuV</th><th>dB/m</th><th>dB</th><th>dB</th><th>cm</th><th>deg</th></tr><tr><td>1</td><td>4960.00</td><td>41.76</td><td>74.00</td><td>-32.24</td><td>58.77</td><td>34.18</td><td>9.61</td><td>60.80</td><td>0.00</td><td>---</td><td>---</td><td>PEAK</td></tr><tr><td>2</td><td>7440.00</td><td>43.98</td><td>74.00</td><td>-30.02</td><td>57.13</td><td>35.70</td><td>11.77</td><td>60.62</td><td>0.00</td><td>---</td><td>---</td><td>PEAK</td></tr></table>							Limit	Read	Ant	Cable	Preamp	Aux	APos	TPos		Freq	Level	Line	Margin	Level	Factor	Loss	Factor	Factor	Remark		MHz	dBuV/m	dBuV/m	dB	dBuV	dB/m	dB	dB	cm	deg	1	4960.00	41.76	74.00	-32.24	58.77	34.18	9.61	60.80	0.00	---	---	PEAK	2	7440.00	43.98	74.00	-30.02	57.13	35.70	11.77	60.62	0.00	---	---	PEAK	<table><tr><th></th><th>Limit</th><th>Read</th><th>Ant</th><th>Cable</th><th>Preamp</th><th>Aux</th><th>APos</th><th>TPos</th><th></th></tr><tr><th>Freq</th><th>Level</th><th>Line</th><th>Margin</th><th>Level</th><th>Factor</th><th>Loss</th><th>Factor</th><th>Factor</th><th>Remark</th></tr><tr><th></th><th>MHz</th><th>dBuV/m</th><th>dBuV/m</th><th>dB</th><th>dBuV</th><th>dB/m</th><th>dB</th><th>dB</th><th>cm</th><th>deg</th></tr><tr><td>1</td><td>4960.00</td><td>41.30</td><td>74.00</td><td>-32.70</td><td>58.31</td><td>34.18</td><td>9.61</td><td>60.80</td><td>0.00</td><td>---</td><td>---</td><td>PEAK</td></tr><tr><td>2</td><td>7440.00</td><td>44.48</td><td>74.00</td><td>-29.52</td><td>57.63</td><td>35.70</td><td>11.77</td><td>60.62</td><td>0.00</td><td>---</td><td>---</td><td>PEAK</td></tr></table>							Limit	Read	Ant	Cable	Preamp	Aux	APos	TPos		Freq	Level	Line	Margin	Level	Factor	Loss	Factor	Factor	Remark		MHz	dBuV/m	dBuV/m	dB	dBuV	dB/m	dB	dB	cm	deg	1	4960.00	41.30	74.00	-32.70	58.31	34.18	9.61	60.80	0.00	---	---	PEAK	2	7440.00	44.48	74.00	-29.52	57.63	35.70	11.77	60.62	0.00	---	---	PEAK
		Limit	Read	Ant	Cable	Preamp	Aux	APos	TPos																																																																																																																					
Freq	Level	Line	Margin	Level	Factor	Loss	Factor	Factor	Remark																																																																																																																					
	MHz	dBuV/m	dBuV/m	dB	dBuV	dB/m	dB	dB	cm	deg																																																																																																																				
1	4960.00	41.76	74.00	-32.24	58.77	34.18	9.61	60.80	0.00	---	---	PEAK																																																																																																																		
2	7440.00	43.98	74.00	-30.02	57.13	35.70	11.77	60.62	0.00	---	---	PEAK																																																																																																																		
	Limit	Read	Ant	Cable	Preamp	Aux	APos	TPos																																																																																																																						
Freq	Level	Line	Margin	Level	Factor	Loss	Factor	Factor	Remark																																																																																																																					
	MHz	dBuV/m	dBuV/m	dB	dBuV	dB/m	dB	dB	cm	deg																																																																																																																				
1	4960.00	41.30	74.00	-32.70	58.31	34.18	9.61	60.80	0.00	---	---	PEAK																																																																																																																		
2	7440.00	44.48	74.00	-29.52	57.63	35.70	11.77	60.62	0.00	---	---	PEAK																																																																																																																		

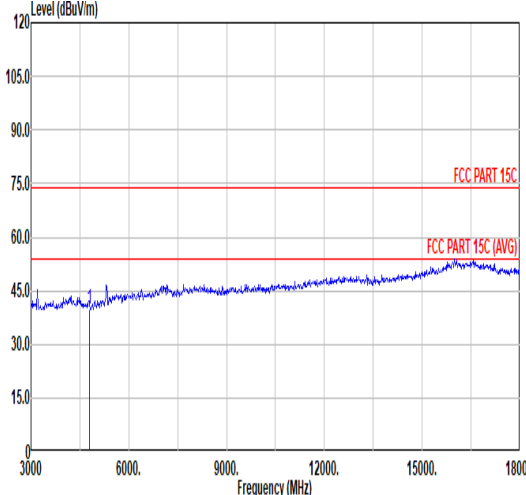
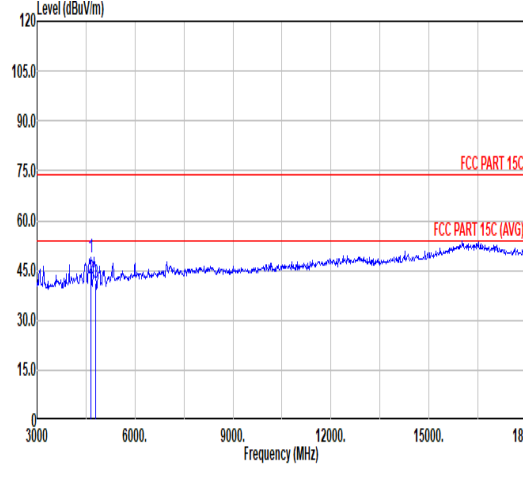


Mode	7																																																																																																														
	Band Edge - L																																																																																																														
	2400-2483.5_Bluetooth-LE_GSKF_CH00_2402MHz																																																																																																														
ANT	siso																																																																																																														
Pol.	Horizontal						Fundamental																																																																																																								
Peak																																																																																																															
	<table><tr><th></th><th>Limit</th><th>Read</th><th>Ant</th><th>Cable</th><th>Preamp</th><th>Aux</th><th>APos</th><th>TPos</th><th></th></tr><tr><th>Freq</th><th>Level</th><th>Line Margin</th><th>Level Factor</th><th>Loss Factor</th><th>Factor</th><th>Factor</th><th></th><th></th><th>Remark</th></tr><tr><th></th><th>MHz</th><th>dBuV/m</th><th>dBuV/m</th><th>dB</th><th>dBuV</th><th>dB/m</th><th>dB</th><th>dB</th><th>cm</th><th>deg</th></tr><tr><td>1</td><td>2364.99</td><td>54.67</td><td>74.00</td><td>-19.33</td><td>43.29</td><td>31.71</td><td>6.57</td><td>32.90</td><td>6.00</td><td>300</td><td>96</td><td>PEAK</td></tr></table>													Limit	Read	Ant	Cable	Preamp	Aux	APos	TPos		Freq	Level	Line Margin	Level Factor	Loss Factor	Factor	Factor			Remark		MHz	dBuV/m	dBuV/m	dB	dBuV	dB/m	dB	dB	cm	deg	1	2364.99	54.67	74.00	-19.33	43.29	31.71	6.57	32.90	6.00	300	96	PEAK	<table><tr><th></th><th>Limit</th><th>Read</th><th>Ant</th><th>Cable</th><th>Preamp</th><th>Aux</th><th>APos</th><th>TPos</th><th></th></tr><tr><th>Freq</th><th>Level</th><th>Line Margin</th><th>Level Factor</th><th>Loss Factor</th><th>Factor</th><th>Factor</th><th></th><th></th><th>Remark</th></tr><tr><th></th><th>MHz</th><th>dBuV/m</th><th>dBuV/m</th><th>dB</th><th>dBuV</th><th>dB/m</th><th>dB</th><th>dB</th><th>cm</th><th>deg</th></tr><tr><td>1</td><td>2404.00</td><td>82.14</td><td>-----</td><td>-----</td><td>70.15</td><td>32.21</td><td>6.62</td><td>32.84</td><td>6.00</td><td>300</td><td>96</td><td>PEAK</td></tr></table>													Limit	Read	Ant	Cable	Preamp	Aux	APos	TPos		Freq	Level	Line Margin	Level Factor	Loss Factor	Factor	Factor			Remark		MHz	dBuV/m	dBuV/m	dB	dBuV	dB/m	dB	dB	cm	deg	1	2404.00	82.14	-----	-----	70.15	32.21	6.62	32.84	6.00	300	96
	Limit	Read	Ant	Cable	Preamp	Aux	APos	TPos																																																																																																							
Freq	Level	Line Margin	Level Factor	Loss Factor	Factor	Factor			Remark																																																																																																						
	MHz	dBuV/m	dBuV/m	dB	dBuV	dB/m	dB	dB	cm	deg																																																																																																					
1	2364.99	54.67	74.00	-19.33	43.29	31.71	6.57	32.90	6.00	300	96	PEAK																																																																																																			
	Limit	Read	Ant	Cable	Preamp	Aux	APos	TPos																																																																																																							
Freq	Level	Line Margin	Level Factor	Loss Factor	Factor	Factor			Remark																																																																																																						
	MHz	dBuV/m	dBuV/m	dB	dBuV	dB/m	dB	dB	cm	deg																																																																																																					
1	2404.00	82.14	-----	-----	70.15	32.21	6.62	32.84	6.00	300	96	PEAK																																																																																																			
Avg																																																																																																															
	<table><tr><th></th><th>Limit</th><th>Read</th><th>Ant</th><th>Cable</th><th>Preamp</th><th>Aux</th><th>APos</th><th>TPos</th><th></th></tr><tr><th>Freq</th><th>Level</th><th>Line Margin</th><th>Level Factor</th><th>Loss Factor</th><th>Factor</th><th>Factor</th><th></th><th></th><th>Remark</th></tr><tr><th></th><th>MHz</th><th>dBuV/m</th><th>dBuV/m</th><th>dB</th><th>dBuV</th><th>dB/m</th><th>dB</th><th>dB</th><th>cm</th><th>deg</th></tr><tr><td>1</td><td>2388.13</td><td>44.91</td><td>54.00</td><td>-9.09</td><td>33.14</td><td>32.03</td><td>6.60</td><td>32.86</td><td>6.00</td><td>300</td><td>96</td><td>AVERAGE</td></tr></table>													Limit	Read	Ant	Cable	Preamp	Aux	APos	TPos		Freq	Level	Line Margin	Level Factor	Loss Factor	Factor	Factor			Remark		MHz	dBuV/m	dBuV/m	dB	dBuV	dB/m	dB	dB	cm	deg	1	2388.13	44.91	54.00	-9.09	33.14	32.03	6.60	32.86	6.00	300	96	AVERAGE	<table><tr><th></th><th>Limit</th><th>Read</th><th>Ant</th><th>Cable</th><th>Preamp</th><th>Aux</th><th>APos</th><th>TPos</th><th></th></tr><tr><th>Freq</th><th>Level</th><th>Line Margin</th><th>Level Factor</th><th>Loss Factor</th><th>Factor</th><th>Factor</th><th></th><th></th><th>Remark</th></tr><tr><th></th><th>MHz</th><th>dBuV/m</th><th>dBuV/m</th><th>dB</th><th>dBuV</th><th>dB/m</th><th>dB</th><th>dB</th><th>cm</th><th>deg</th></tr><tr><td>1</td><td>2404.00</td><td>79.63</td><td>-----</td><td>-----</td><td>67.64</td><td>32.21</td><td>6.62</td><td>32.84</td><td>6.00</td><td>300</td><td>96</td><td>AVERAGE</td></tr></table>													Limit	Read	Ant	Cable	Preamp	Aux	APos	TPos		Freq	Level	Line Margin	Level Factor	Loss Factor	Factor	Factor			Remark		MHz	dBuV/m	dBuV/m	dB	dBuV	dB/m	dB	dB	cm	deg	1	2404.00	79.63	-----	-----	67.64	32.21	6.62	32.84	6.00	300	96
	Limit	Read	Ant	Cable	Preamp	Aux	APos	TPos																																																																																																							
Freq	Level	Line Margin	Level Factor	Loss Factor	Factor	Factor			Remark																																																																																																						
	MHz	dBuV/m	dBuV/m	dB	dBuV	dB/m	dB	dB	cm	deg																																																																																																					
1	2388.13	44.91	54.00	-9.09	33.14	32.03	6.60	32.86	6.00	300	96	AVERAGE																																																																																																			
	Limit	Read	Ant	Cable	Preamp	Aux	APos	TPos																																																																																																							
Freq	Level	Line Margin	Level Factor	Loss Factor	Factor	Factor			Remark																																																																																																						
	MHz	dBuV/m	dBuV/m	dB	dBuV	dB/m	dB	dB	cm	deg																																																																																																					
1	2404.00	79.63	-----	-----	67.64	32.21	6.62	32.84	6.00	300	96	AVERAGE																																																																																																			

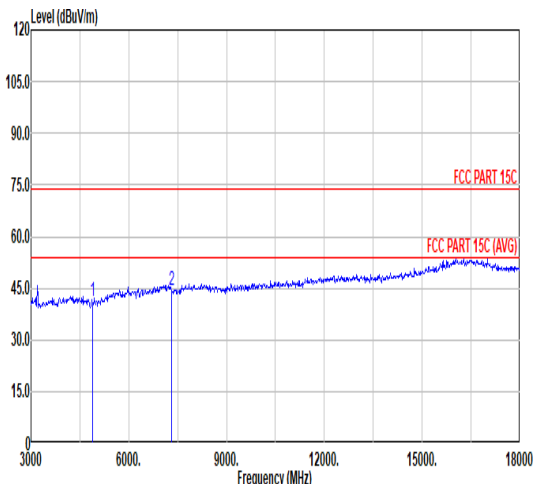
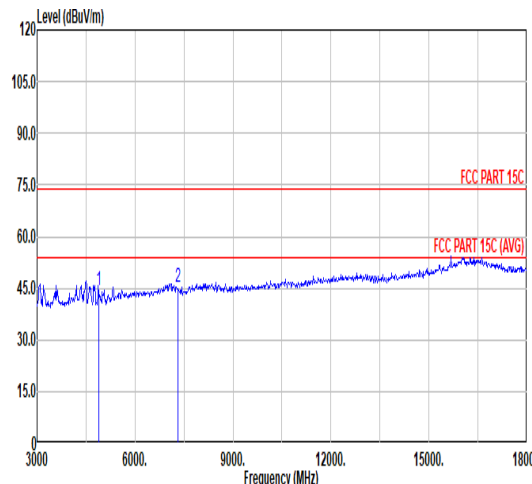


Mode	7																																																																																																			
	Band Edge - L																																																																																																			
	2400-2483.5_Bluetooth-LE_GSKF_CH00_2402MHz																																																																																																			
ANT	siso																																																																																																			
Pol.	Vertical						Fundamental																																																																																													
Peak																																																																																																				
	<table><thead><tr><th></th><th>Limit</th><th>Read</th><th>Ant</th><th>Cable</th><th>Preamp</th><th>Aux</th><th>APos</th><th>TPos</th><th></th></tr><tr><th>Freq</th><th>Level</th><th>Line Margin</th><th>Level Factor</th><th>Loss Factor</th><th>Factor</th><th>Factor</th><th></th><th></th><th>Remark</th></tr><tr><th></th><th>MHz</th><th>dBuV/m</th><th>dBuV/m</th><th>dB</th><th>dBuV</th><th>dB/m</th><th>dB</th><th>dB</th><th>cm</th><th>deg</th></tr></thead><tbody><tr><td>1</td><td>2329.24</td><td>54.66</td><td>74.00</td><td>-19.34</td><td>43.44</td><td>31.67</td><td>6.51</td><td>32.96</td><td>6.00</td><td>184</td><td>360</td><td>PEAK</td></tr></tbody></table>							Limit	Read	Ant	Cable	Preamp	Aux	APos	TPos		Freq	Level	Line Margin	Level Factor	Loss Factor	Factor	Factor			Remark		MHz	dBuV/m	dBuV/m	dB	dBuV	dB/m	dB	dB	cm	deg	1	2329.24	54.66	74.00	-19.34	43.44	31.67	6.51	32.96	6.00	184	360	PEAK	<table><thead><tr><th></th><th>Limit</th><th>Read</th><th>Ant</th><th>Cable</th><th>Preamp</th><th>Aux</th><th>APos</th><th>TPos</th><th></th></tr><tr><th>Freq</th><th>Level</th><th>Line Margin</th><th>Level Factor</th><th>Loss Factor</th><th>Factor</th><th>Factor</th><th></th><th></th><th>Remark</th></tr><tr><th></th><th>MHz</th><th>dBuV/m</th><th>dBuV/m</th><th>dB</th><th>dBuV</th><th>dB/m</th><th>dB</th><th>dB</th><th>dB</th><th>cm</th><th>deg</th></tr></thead><tbody><tr><td>1</td><td>2404.00</td><td>89.13</td><td>-----</td><td>-----</td><td>77.14</td><td>32.21</td><td>6.62</td><td>32.84</td><td>6.00</td><td>184</td><td>360</td><td>PEAK</td></tr></tbody></table>							Limit	Read	Ant	Cable	Preamp	Aux	APos	TPos		Freq	Level	Line Margin	Level Factor	Loss Factor	Factor	Factor			Remark		MHz	dBuV/m	dBuV/m	dB	dBuV	dB/m	dB	dB	dB	cm	deg	1	2404.00	89.13	-----	-----	77.14	32.21	6.62	32.84	6.00	184	360
	Limit	Read	Ant	Cable	Preamp	Aux	APos	TPos																																																																																												
Freq	Level	Line Margin	Level Factor	Loss Factor	Factor	Factor			Remark																																																																																											
	MHz	dBuV/m	dBuV/m	dB	dBuV	dB/m	dB	dB	cm	deg																																																																																										
1	2329.24	54.66	74.00	-19.34	43.44	31.67	6.51	32.96	6.00	184	360	PEAK																																																																																								
	Limit	Read	Ant	Cable	Preamp	Aux	APos	TPos																																																																																												
Freq	Level	Line Margin	Level Factor	Loss Factor	Factor	Factor			Remark																																																																																											
	MHz	dBuV/m	dBuV/m	dB	dBuV	dB/m	dB	dB	dB	cm	deg																																																																																									
1	2404.00	89.13	-----	-----	77.14	32.21	6.62	32.84	6.00	184	360	PEAK																																																																																								
Avg																																																																																																				
	<table><thead><tr><th></th><th>Limit</th><th>Read</th><th>Ant</th><th>Cable</th><th>Preamp</th><th>Aux</th><th>APos</th><th>TPos</th><th></th></tr><tr><th>Freq</th><th>Level</th><th>Line Margin</th><th>Level Factor</th><th>Loss Factor</th><th>Factor</th><th>Factor</th><th></th><th></th><th>Remark</th></tr><tr><th></th><th>MHz</th><th>dBuV/m</th><th>dBuV/m</th><th>dB</th><th>dBuV</th><th>dB/m</th><th>dB</th><th>dB</th><th>cm</th><th>deg</th></tr></thead><tbody><tr><td>1</td><td>2386.44</td><td>45.02</td><td>54.00</td><td>-8.98</td><td>33.28</td><td>32.01</td><td>6.60</td><td>32.87</td><td>6.00</td><td>184</td><td>360</td><td>AVERAGE</td></tr></tbody></table>							Limit	Read	Ant	Cable	Preamp	Aux	APos	TPos		Freq	Level	Line Margin	Level Factor	Loss Factor	Factor	Factor			Remark		MHz	dBuV/m	dBuV/m	dB	dBuV	dB/m	dB	dB	cm	deg	1	2386.44	45.02	54.00	-8.98	33.28	32.01	6.60	32.87	6.00	184	360	AVERAGE	<table><thead><tr><th></th><th>Limit</th><th>Read</th><th>Ant</th><th>Cable</th><th>Preamp</th><th>Aux</th><th>APos</th><th>TPos</th><th></th></tr><tr><th>Freq</th><th>Level</th><th>Line Margin</th><th>Level Factor</th><th>Loss Factor</th><th>Factor</th><th>Factor</th><th></th><th></th><th>Remark</th></tr><tr><th></th><th>MHz</th><th>dBuV/m</th><th>dBuV/m</th><th>dB</th><th>dBuV</th><th>dB/m</th><th>dB</th><th>dB</th><th>dB</th><th>cm</th><th>deg</th></tr></thead><tbody><tr><td>1</td><td>2404.00</td><td>86.64</td><td>-----</td><td>-----</td><td>74.65</td><td>32.21</td><td>6.62</td><td>32.84</td><td>6.00</td><td>184</td><td>360</td><td>AVERAGE</td></tr></tbody></table>							Limit	Read	Ant	Cable	Preamp	Aux	APos	TPos		Freq	Level	Line Margin	Level Factor	Loss Factor	Factor	Factor			Remark		MHz	dBuV/m	dBuV/m	dB	dBuV	dB/m	dB	dB	dB	cm	deg	1	2404.00	86.64	-----	-----	74.65	32.21	6.62	32.84	6.00	184	360
	Limit	Read	Ant	Cable	Preamp	Aux	APos	TPos																																																																																												
Freq	Level	Line Margin	Level Factor	Loss Factor	Factor	Factor			Remark																																																																																											
	MHz	dBuV/m	dBuV/m	dB	dBuV	dB/m	dB	dB	cm	deg																																																																																										
1	2386.44	45.02	54.00	-8.98	33.28	32.01	6.60	32.87	6.00	184	360	AVERAGE																																																																																								
	Limit	Read	Ant	Cable	Preamp	Aux	APos	TPos																																																																																												
Freq	Level	Line Margin	Level Factor	Loss Factor	Factor	Factor			Remark																																																																																											
	MHz	dBuV/m	dBuV/m	dB	dBuV	dB/m	dB	dB	dB	cm	deg																																																																																									
1	2404.00	86.64	-----	-----	74.65	32.21	6.62	32.84	6.00	184	360	AVERAGE																																																																																								

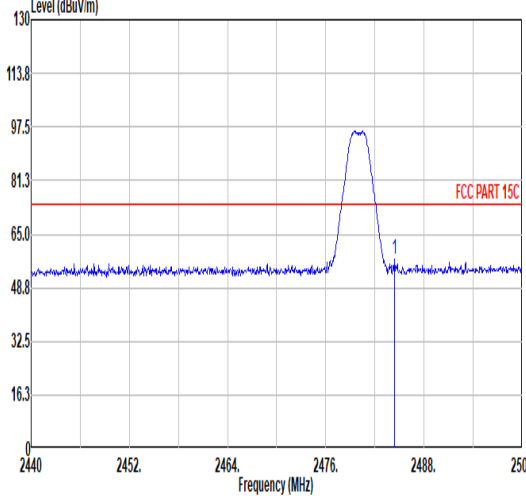
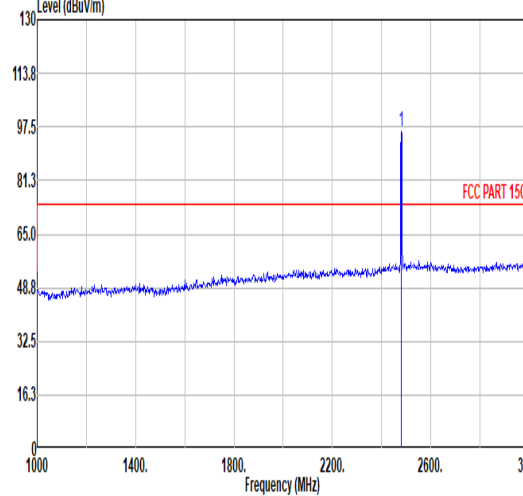
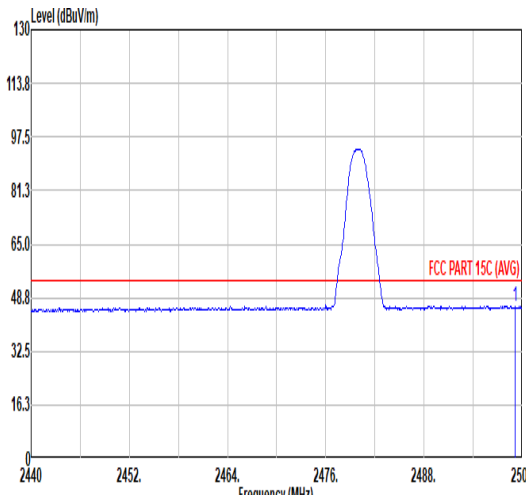
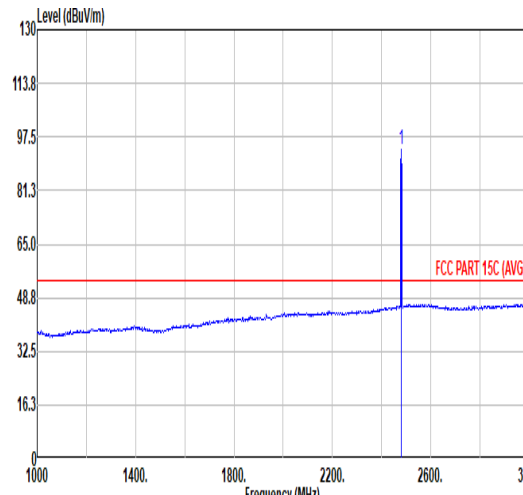


Mode	7																																																																																
	Harmonic																																																																																
	2400-2483.5_Bluetooth-LE_GSKF_CH00_2402MHz																																																																																
ANT	siso																																																																																
Pol.	Horizontal						Vertical																																																																										
Peak Avg																																																																																	
	<table><tr><th></th><th>Limit</th><th>Read</th><th>Ant</th><th>Cable</th><th>Preamp</th><th>Aux</th><th>APos</th><th>TPos</th><th></th></tr><tr><th>Freq</th><th>Level</th><th>Line</th><th>Margin</th><th>Level</th><th>Factor</th><th>Loss</th><th>Factor</th><th>Factor</th><th>Remark</th></tr><tr><th></th><th>MHz</th><th>dBuV/m</th><th>dBuV/m</th><th>dB</th><th>dBuV</th><th>dB/m</th><th>dB</th><th>dB</th><th>cm</th><th>deg</th></tr><tr><td>1</td><td>4804.00</td><td>40.00</td><td>74.00</td><td>-34.00</td><td>57.28</td><td>34.20</td><td>9.44</td><td>60.92</td><td>0.00</td><td>---</td><td>---</td><td>PEAK</td></tr></table>													Limit	Read	Ant	Cable	Preamp	Aux	APos	TPos		Freq	Level	Line	Margin	Level	Factor	Loss	Factor	Factor	Remark		MHz	dBuV/m	dBuV/m	dB	dBuV	dB/m	dB	dB	cm	deg	1	4804.00	40.00	74.00	-34.00	57.28	34.20	9.44	60.92	0.00	---	---	PEAK																									
		Limit	Read	Ant	Cable	Preamp	Aux	APos	TPos																																																																								
Freq	Level	Line	Margin	Level	Factor	Loss	Factor	Factor	Remark																																																																								
	MHz	dBuV/m	dBuV/m	dB	dBuV	dB/m	dB	dB	cm	deg																																																																							
1	4804.00	40.00	74.00	-34.00	57.28	34.20	9.44	60.92	0.00	---	---	PEAK																																																																					
<table><tr><th></th><th>Limit</th><th>Read</th><th>Ant</th><th>Cable</th><th>Preamp</th><th>Aux</th><th>APos</th><th>TPos</th><th></th></tr><tr><th>Freq</th><th>Level</th><th>Line</th><th>Margin</th><th>Level</th><th>Factor</th><th>Loss</th><th>Factor</th><th>Factor</th><th>Remark</th></tr><tr><th></th><th>MHz</th><th>dBuV/m</th><th>dBuV/m</th><th>dB</th><th>dBuV</th><th>dB/m</th><th>dB</th><th>dB</th><th>cm</th><th>deg</th></tr><tr><td>1</td><td>4650.00</td><td>48.83</td><td>74.00</td><td>-25.17</td><td>66.34</td><td>34.30</td><td>9.23</td><td>61.04</td><td>0.00</td><td>260</td><td>4</td><td>Peak</td></tr><tr><td>2</td><td>4650.00</td><td>42.60</td><td>54.00</td><td>-11.40</td><td>60.11</td><td>34.30</td><td>9.23</td><td>61.04</td><td>0.00</td><td>260</td><td>4</td><td>Average</td></tr><tr><td>3</td><td>4804.00</td><td>41.19</td><td>74.00</td><td>-32.81</td><td>58.47</td><td>34.20</td><td>9.44</td><td>60.92</td><td>0.00</td><td>---</td><td>---</td><td>PEAK</td></tr></table>													Limit	Read	Ant	Cable	Preamp	Aux	APos	TPos		Freq	Level	Line	Margin	Level	Factor	Loss	Factor	Factor	Remark		MHz	dBuV/m	dBuV/m	dB	dBuV	dB/m	dB	dB	cm	deg	1	4650.00	48.83	74.00	-25.17	66.34	34.30	9.23	61.04	0.00	260	4	Peak	2	4650.00	42.60	54.00	-11.40	60.11	34.30	9.23	61.04	0.00	260	4	Average	3	4804.00	41.19	74.00	-32.81	58.47	34.20	9.44	60.92	0.00	---	---	PEAK
	Limit	Read	Ant	Cable	Preamp	Aux	APos	TPos																																																																									
Freq	Level	Line	Margin	Level	Factor	Loss	Factor	Factor	Remark																																																																								
	MHz	dBuV/m	dBuV/m	dB	dBuV	dB/m	dB	dB	cm	deg																																																																							
1	4650.00	48.83	74.00	-25.17	66.34	34.30	9.23	61.04	0.00	260	4	Peak																																																																					
2	4650.00	42.60	54.00	-11.40	60.11	34.30	9.23	61.04	0.00	260	4	Average																																																																					
3	4804.00	41.19	74.00	-32.81	58.47	34.20	9.44	60.92	0.00	---	---	PEAK																																																																					

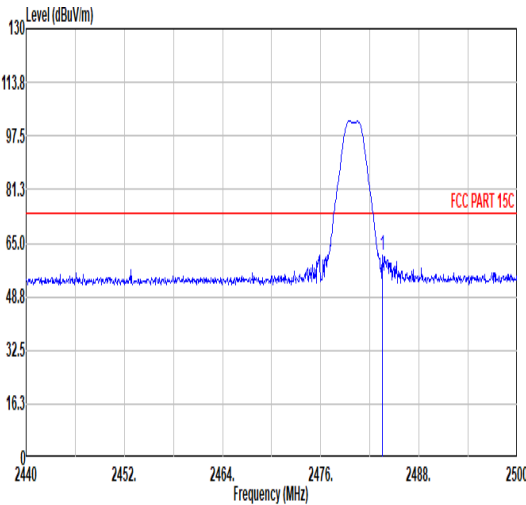
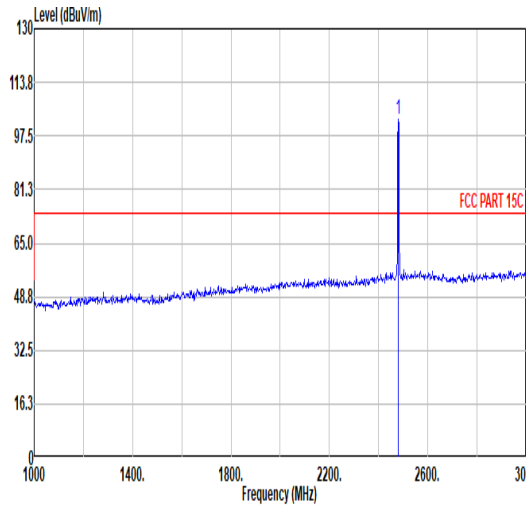
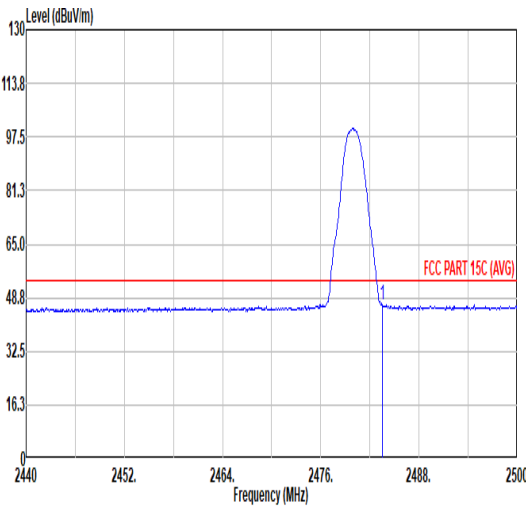
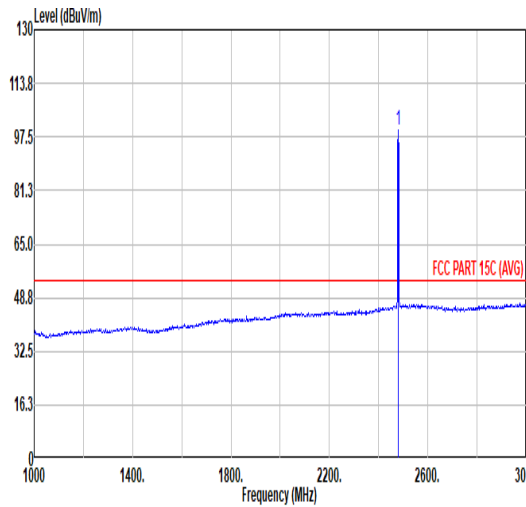


Mode	8																																																																																																																																											
	Harmonic																																																																																																																																											
	2400-2483.5_Bluetooth-LE_GSKF_CH19_2440MHz																																																																																																																																											
ANT	siso																																																																																																																																											
Pol.	Horizontal						Vertical																																																																																																																																					
Peak Avg																																																																																																																																												
	<table><tr><th colspan="2"></th><th colspan="2">Limit</th><th colspan="2">Read</th><th>Ant</th><th>Cable</th><th>Preamp</th><th>Aux</th><th>APos</th><th>TPos</th><th rowspan="2">Remark</th></tr><tr><th>Freq</th><th>Level</th><th>Line</th><th>Margin</th><th>Level</th><th>Factor</th><th>Loss</th><th>Factor</th><th>Factor</th><th></th><th></th><th></th></tr><tr><th></th><th>MHz</th><th>dBuV/m</th><th>dBuV/m</th><th>dB</th><th>dBuV</th><th>dB/m</th><th>dB</th><th>dB</th><th>dB</th><th>cm</th><th>deg</th><th></th></tr><tr><td>1</td><td>4880.00</td><td>41.06</td><td>74.00</td><td>-32.94</td><td>58.19</td><td>34.20</td><td>9.53</td><td>60.86</td><td>0.00</td><td>---</td><td>---</td><td>PEAK</td></tr><tr><td>2</td><td>7320.00</td><td>44.33</td><td>74.00</td><td>-29.67</td><td>57.31</td><td>35.68</td><td>11.69</td><td>60.35</td><td>0.00</td><td>---</td><td>---</td><td>PEAK</td></tr></table>								Limit		Read		Ant	Cable	Preamp	Aux	APos	TPos	Remark	Freq	Level	Line	Margin	Level	Factor	Loss	Factor	Factor					MHz	dBuV/m	dBuV/m	dB	dBuV	dB/m	dB	dB	dB	cm	deg		1	4880.00	41.06	74.00	-32.94	58.19	34.20	9.53	60.86	0.00	---	---	PEAK	2	7320.00	44.33	74.00	-29.67	57.31	35.68	11.69	60.35	0.00	---	---	PEAK	<table><tr><th colspan="2"></th><th colspan="2">Limit</th><th colspan="2">Read</th><th>Ant</th><th>Cable</th><th>Preamp</th><th>Aux</th><th>APos</th><th>TPos</th><th rowspan="2">Remark</th></tr><tr><th>Freq</th><th>Level</th><th>Line</th><th>Margin</th><th>Level</th><th>Factor</th><th>Loss</th><th>Factor</th><th>Factor</th><th></th><th></th><th></th></tr><tr><th></th><th>MHz</th><th>dBuV/m</th><th>dBuV/m</th><th>dB</th><th>dBuV</th><th>dB/m</th><th>dB</th><th>dB</th><th>dB</th><th>cm</th><th>deg</th><th></th></tr><tr><td>1</td><td>4880.00</td><td>44.21</td><td>74.00</td><td>-29.79</td><td>61.34</td><td>34.20</td><td>9.53</td><td>60.86</td><td>0.00</td><td>---</td><td>---</td><td>PEAK</td></tr><tr><td>2</td><td>7320.00</td><td>45.35</td><td>74.00</td><td>-28.65</td><td>58.33</td><td>35.68</td><td>11.69</td><td>60.35</td><td>0.00</td><td>---</td><td>---</td><td>PEAK</td></tr></table>								Limit		Read		Ant	Cable	Preamp	Aux	APos	TPos	Remark	Freq	Level	Line	Margin	Level	Factor	Loss	Factor	Factor					MHz	dBuV/m	dBuV/m	dB	dBuV	dB/m	dB	dB	dB	cm	deg		1	4880.00	44.21	74.00	-29.79	61.34	34.20	9.53	60.86	0.00	---	---	PEAK	2	7320.00	45.35	74.00	-28.65	58.33	35.68	11.69	60.35	0.00	---	---	PEAK
			Limit		Read		Ant	Cable	Preamp	Aux	APos	TPos	Remark																																																																																																																															
Freq	Level	Line	Margin	Level	Factor	Loss	Factor	Factor																																																																																																																																				
	MHz	dBuV/m	dBuV/m	dB	dBuV	dB/m	dB	dB	dB	cm	deg																																																																																																																																	
1	4880.00	41.06	74.00	-32.94	58.19	34.20	9.53	60.86	0.00	---	---	PEAK																																																																																																																																
2	7320.00	44.33	74.00	-29.67	57.31	35.68	11.69	60.35	0.00	---	---	PEAK																																																																																																																																
		Limit		Read		Ant	Cable	Preamp	Aux	APos	TPos	Remark																																																																																																																																
Freq	Level	Line	Margin	Level	Factor	Loss	Factor	Factor																																																																																																																																				
	MHz	dBuV/m	dBuV/m	dB	dBuV	dB/m	dB	dB	dB	cm	deg																																																																																																																																	
1	4880.00	44.21	74.00	-29.79	61.34	34.20	9.53	60.86	0.00	---	---	PEAK																																																																																																																																
2	7320.00	45.35	74.00	-28.65	58.33	35.68	11.69	60.35	0.00	---	---	PEAK																																																																																																																																

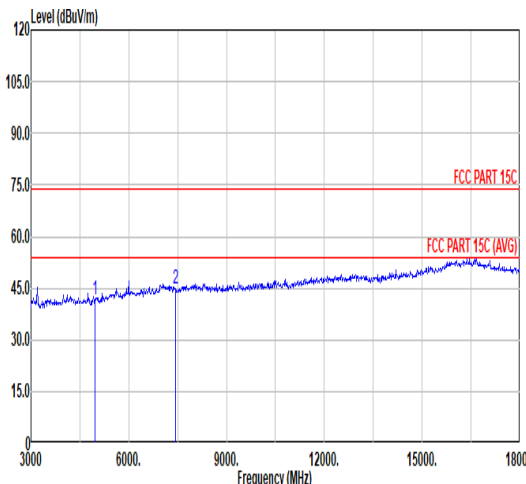
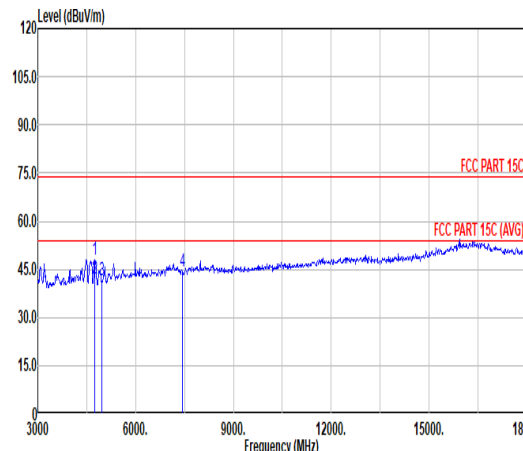
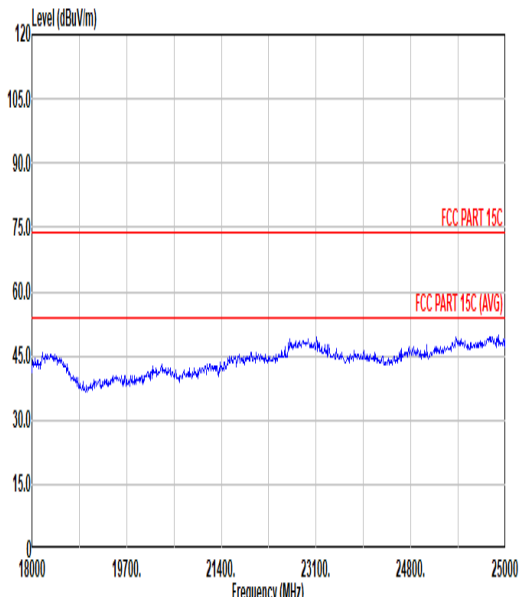
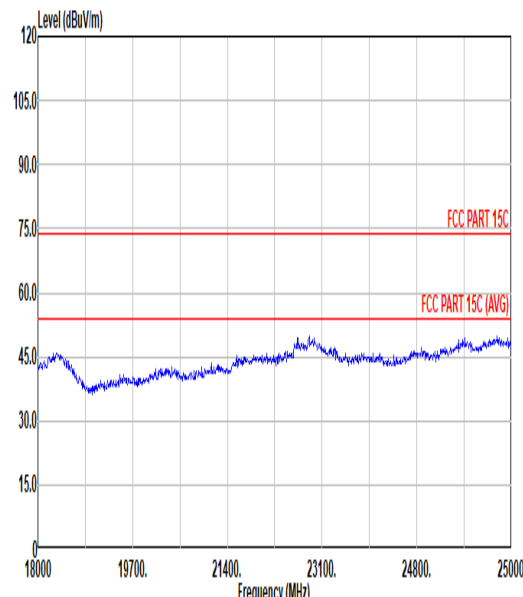


Mode	9																																																						
	Band Edge																																																						
	2400-2483.5_Bluetooth-LE_GSKF_CH39_2480MHz																																																						
ANT	siso																																																						
Pol.	Horizontal						Fundamental																																																
Peak																																																							
	<table><tr><th></th><th>Limit</th><th>Read</th><th>Ant</th><th>Cable</th><th>Preamp</th><th>Aux</th><th>APos</th><th>TPos</th><th></th></tr><tr><th>Freq</th><th>Level</th><th>Line Margin</th><th>Level Factor</th><th>Loss Factor</th><th>Factor</th><th>Factor</th><th></th><th></th><th>Remark</th></tr><tr><th></th><th>MHz</th><th>dBuV/m</th><th>dBuV/m</th><th>dB</th><th>dBuV</th><th>dB/m</th><th>dB</th><th>dB</th><th>cm</th><th>deg</th></tr><tr><td>1</td><td>2484.40</td><td>57.36</td><td>74.00</td><td>-16.64</td><td>44.47</td><td>32.78</td><td>6.73</td><td>32.62</td><td>6.00</td><td>100</td><td>46</td><td>PEAK</td></tr></table>													Limit	Read	Ant	Cable	Preamp	Aux	APos	TPos		Freq	Level	Line Margin	Level Factor	Loss Factor	Factor	Factor			Remark		MHz	dBuV/m	dBuV/m	dB	dBuV	dB/m	dB	dB	cm	deg	1	2484.40	57.36	74.00	-16.64	44.47	32.78	6.73	32.62	6.00	100	46
	Limit	Read	Ant	Cable	Preamp	Aux	APos	TPos																																															
Freq	Level	Line Margin	Level Factor	Loss Factor	Factor	Factor			Remark																																														
	MHz	dBuV/m	dBuV/m	dB	dBuV	dB/m	dB	dB	cm	deg																																													
1	2484.40	57.36	74.00	-16.64	44.47	32.78	6.73	32.62	6.00	100	46	PEAK																																											
Peak																																																							
	<table><tr><th></th><th>Limit</th><th>Read</th><th>Ant</th><th>Cable</th><th>Preamp</th><th>Aux</th><th>APos</th><th>TPos</th><th></th></tr><tr><th>Freq</th><th>Level</th><th>Line Margin</th><th>Level Factor</th><th>Loss Factor</th><th>Factor</th><th>Factor</th><th></th><th></th><th>Remark</th></tr><tr><th></th><th>MHz</th><th>dBuV/m</th><th>dBuV/m</th><th>dB</th><th>dBuV</th><th>dB/m</th><th>dB</th><th>dB</th><th>cm</th><th>deg</th></tr><tr><td>1</td><td>2480.00</td><td>96.23</td><td>-----</td><td>-----</td><td>83.39</td><td>32.74</td><td>6.73</td><td>32.63</td><td>6.00</td><td>100</td><td>46</td><td>PEAK</td></tr></table>													Limit	Read	Ant	Cable	Preamp	Aux	APos	TPos		Freq	Level	Line Margin	Level Factor	Loss Factor	Factor	Factor			Remark		MHz	dBuV/m	dBuV/m	dB	dBuV	dB/m	dB	dB	cm	deg	1	2480.00	96.23	-----	-----	83.39	32.74	6.73	32.63	6.00	100	46
	Limit	Read	Ant	Cable	Preamp	Aux	APos	TPos																																															
Freq	Level	Line Margin	Level Factor	Loss Factor	Factor	Factor			Remark																																														
	MHz	dBuV/m	dBuV/m	dB	dBuV	dB/m	dB	dB	cm	deg																																													
1	2480.00	96.23	-----	-----	83.39	32.74	6.73	32.63	6.00	100	46	PEAK																																											
Avg																																																							
	<table><tr><th></th><th>Limit</th><th>Read</th><th>Ant</th><th>Cable</th><th>Preamp</th><th>Aux</th><th>APos</th><th>TPos</th><th></th></tr><tr><th>Freq</th><th>Level</th><th>Line Margin</th><th>Level Factor</th><th>Loss Factor</th><th>Factor</th><th>Factor</th><th></th><th></th><th>Remark</th></tr><tr><th></th><th>MHz</th><th>dBuV/m</th><th>dBuV/m</th><th>dB</th><th>dBuV</th><th>dB/m</th><th>dB</th><th>dB</th><th>cm</th><th>deg</th></tr><tr><td>1</td><td>2499.10</td><td>46.34</td><td>54.00</td><td>-7.66</td><td>33.28</td><td>32.09</td><td>6.75</td><td>32.58</td><td>6.00</td><td>100</td><td>46</td><td>AVERAGE</td></tr></table>													Limit	Read	Ant	Cable	Preamp	Aux	APos	TPos		Freq	Level	Line Margin	Level Factor	Loss Factor	Factor	Factor			Remark		MHz	dBuV/m	dBuV/m	dB	dBuV	dB/m	dB	dB	cm	deg	1	2499.10	46.34	54.00	-7.66	33.28	32.09	6.75	32.58	6.00	100	46
	Limit	Read	Ant	Cable	Preamp	Aux	APos	TPos																																															
Freq	Level	Line Margin	Level Factor	Loss Factor	Factor	Factor			Remark																																														
	MHz	dBuV/m	dBuV/m	dB	dBuV	dB/m	dB	dB	cm	deg																																													
1	2499.10	46.34	54.00	-7.66	33.28	32.09	6.75	32.58	6.00	100	46	AVERAGE																																											
Avg																																																							
	<table><tr><th></th><th>Limit</th><th>Read</th><th>Ant</th><th>Cable</th><th>Preamp</th><th>Aux</th><th>APos</th><th>TPos</th><th></th></tr><tr><th>Freq</th><th>Level</th><th>Line Margin</th><th>Level Factor</th><th>Loss Factor</th><th>Factor</th><th>Factor</th><th></th><th></th><th>Remark</th></tr><tr><th></th><th>MHz</th><th>dBuV/m</th><th>dBuV/m</th><th>dB</th><th>dBuV</th><th>dB/m</th><th>dB</th><th>dB</th><th>cm</th><th>deg</th></tr><tr><td>1</td><td>2480.00</td><td>93.88</td><td>-----</td><td>-----</td><td>81.04</td><td>32.74</td><td>6.73</td><td>32.63</td><td>6.00</td><td>100</td><td>46</td><td>AVERAGE</td></tr></table>													Limit	Read	Ant	Cable	Preamp	Aux	APos	TPos		Freq	Level	Line Margin	Level Factor	Loss Factor	Factor	Factor			Remark		MHz	dBuV/m	dBuV/m	dB	dBuV	dB/m	dB	dB	cm	deg	1	2480.00	93.88	-----	-----	81.04	32.74	6.73	32.63	6.00	100	46
	Limit	Read	Ant	Cable	Preamp	Aux	APos	TPos																																															
Freq	Level	Line Margin	Level Factor	Loss Factor	Factor	Factor			Remark																																														
	MHz	dBuV/m	dBuV/m	dB	dBuV	dB/m	dB	dB	cm	deg																																													
1	2480.00	93.88	-----	-----	81.04	32.74	6.73	32.63	6.00	100	46	AVERAGE																																											



Mode	9																																																																																																
	Band Edge																																																																																																
	2400-2483.5_Bluetooth-LE_GSKF_CH39_2480MHz																																																																																																
ANT	siso																																																																																																
Pol.	Vertical						Fundamental																																																																																										
Peak																																																																																																	
	<table><tr><th></th><th>Limit</th><th>Read</th><th>Ant</th><th>Cable</th><th>Preamp</th><th>Aux</th><th>APos</th><th>TPos</th><th></th></tr><tr><th>Freq</th><th>Level</th><th>Line Margin</th><th>Level Factor</th><th>Loss Factor</th><th>Factor</th><th>Factor</th><th></th><th></th><th>Remark</th></tr><tr><th></th><th>MHz</th><th>dBuV/m</th><th>dBuV/m</th><th>dB</th><th>dBuV</th><th>dB/m</th><th>dB</th><th>dB</th><th>cm</th><th>deg</th></tr><tr><td>1</td><td>2483.50</td><td>61.54</td><td>74.00</td><td>-12.46</td><td>48.67</td><td>32.77</td><td>6.73</td><td>32.63</td><td>6.00</td><td>263</td><td>39 PEAK</td></tr></table>							Limit	Read	Ant	Cable	Preamp	Aux	APos	TPos		Freq	Level	Line Margin	Level Factor	Loss Factor	Factor	Factor			Remark		MHz	dBuV/m	dBuV/m	dB	dBuV	dB/m	dB	dB	cm	deg	1	2483.50	61.54	74.00	-12.46	48.67	32.77	6.73	32.63	6.00	263	39 PEAK	<table><tr><th></th><th>Limit</th><th>Read</th><th>Ant</th><th>Cable</th><th>Preamp</th><th>Aux</th><th>APos</th><th>TPos</th><th></th></tr><tr><th>Freq</th><th>Level</th><th>Line Margin</th><th>Level Factor</th><th>Loss Factor</th><th>Factor</th><th>Factor</th><th></th><th></th><th>Remark</th></tr><tr><th></th><th>MHz</th><th>dBuV/m</th><th>dBuV/m</th><th>dB</th><th>dBuV</th><th>dB/m</th><th>dB</th><th>dB</th><th>cm</th><th>deg</th></tr><tr><td>1</td><td>2480.00</td><td>102.31</td><td>-----</td><td>-----</td><td>89.47</td><td>32.74</td><td>6.73</td><td>32.63</td><td>6.00</td><td>263</td><td>39 PEAK</td></tr></table>							Limit	Read	Ant	Cable	Preamp	Aux	APos	TPos		Freq	Level	Line Margin	Level Factor	Loss Factor	Factor	Factor			Remark		MHz	dBuV/m	dBuV/m	dB	dBuV	dB/m	dB	dB	cm	deg	1	2480.00	102.31	-----	-----	89.47	32.74	6.73	32.63	6.00	263
	Limit	Read	Ant	Cable	Preamp	Aux	APos	TPos																																																																																									
Freq	Level	Line Margin	Level Factor	Loss Factor	Factor	Factor			Remark																																																																																								
	MHz	dBuV/m	dBuV/m	dB	dBuV	dB/m	dB	dB	cm	deg																																																																																							
1	2483.50	61.54	74.00	-12.46	48.67	32.77	6.73	32.63	6.00	263	39 PEAK																																																																																						
	Limit	Read	Ant	Cable	Preamp	Aux	APos	TPos																																																																																									
Freq	Level	Line Margin	Level Factor	Loss Factor	Factor	Factor			Remark																																																																																								
	MHz	dBuV/m	dBuV/m	dB	dBuV	dB/m	dB	dB	cm	deg																																																																																							
1	2480.00	102.31	-----	-----	89.47	32.74	6.73	32.63	6.00	263	39 PEAK																																																																																						
Avg																																																																																																	
	<table><tr><th></th><th>Limit</th><th>Read</th><th>Ant</th><th>Cable</th><th>Preamp</th><th>Aux</th><th>APos</th><th>TPos</th><th></th></tr><tr><th>Freq</th><th>Level</th><th>Line Margin</th><th>Level Factor</th><th>Loss Factor</th><th>Factor</th><th>Factor</th><th></th><th></th><th>Remark</th></tr><tr><th></th><th>MHz</th><th>dBuV/m</th><th>dBuV/m</th><th>dB</th><th>dBuV</th><th>dB/m</th><th>dB</th><th>dB</th><th>cm</th><th>deg</th></tr><tr><td>1</td><td>2483.56</td><td>46.66</td><td>54.00</td><td>-7.34</td><td>33.79</td><td>32.77</td><td>6.73</td><td>32.63</td><td>6.00</td><td>263</td><td>39 AVERAGE</td></tr></table>							Limit	Read	Ant	Cable	Preamp	Aux	APos	TPos		Freq	Level	Line Margin	Level Factor	Loss Factor	Factor	Factor			Remark		MHz	dBuV/m	dBuV/m	dB	dBuV	dB/m	dB	dB	cm	deg	1	2483.56	46.66	54.00	-7.34	33.79	32.77	6.73	32.63	6.00	263	39 AVERAGE	<table><tr><th></th><th>Limit</th><th>Read</th><th>Ant</th><th>Cable</th><th>Preamp</th><th>Aux</th><th>APos</th><th>TPos</th><th></th></tr><tr><th>Freq</th><th>Level</th><th>Line Margin</th><th>Level Factor</th><th>Loss Factor</th><th>Factor</th><th>Factor</th><th></th><th></th><th>Remark</th></tr><tr><th></th><th>MHz</th><th>dBuV/m</th><th>dBuV/m</th><th>dB</th><th>dBuV</th><th>dB/m</th><th>dB</th><th>dB</th><th>cm</th><th>deg</th></tr><tr><td>1</td><td>2480.00</td><td>99.82</td><td>-----</td><td>-----</td><td>86.98</td><td>32.74</td><td>6.73</td><td>32.63</td><td>6.00</td><td>263</td><td>39 AVERAGE</td></tr></table>							Limit	Read	Ant	Cable	Preamp	Aux	APos	TPos		Freq	Level	Line Margin	Level Factor	Loss Factor	Factor	Factor			Remark		MHz	dBuV/m	dBuV/m	dB	dBuV	dB/m	dB	dB	cm	deg	1	2480.00	99.82	-----	-----	86.98	32.74	6.73	32.63	6.00	263
	Limit	Read	Ant	Cable	Preamp	Aux	APos	TPos																																																																																									
Freq	Level	Line Margin	Level Factor	Loss Factor	Factor	Factor			Remark																																																																																								
	MHz	dBuV/m	dBuV/m	dB	dBuV	dB/m	dB	dB	cm	deg																																																																																							
1	2483.56	46.66	54.00	-7.34	33.79	32.77	6.73	32.63	6.00	263	39 AVERAGE																																																																																						
	Limit	Read	Ant	Cable	Preamp	Aux	APos	TPos																																																																																									
Freq	Level	Line Margin	Level Factor	Loss Factor	Factor	Factor			Remark																																																																																								
	MHz	dBuV/m	dBuV/m	dB	dBuV	dB/m	dB	dB	cm	deg																																																																																							
1	2480.00	99.82	-----	-----	86.98	32.74	6.73	32.63	6.00	263	39 AVERAGE																																																																																						



Mode	9																																																																																																																																																						
	Harmonic																																																																																																																																																						
	2400-2483.5_Bluetooth-LE_GSKF_CH39_2480MHz																																																																																																																																																						
ANT	siso																																																																																																																																																						
Pol.	Horizontal						Vertical																																																																																																																																																
Peak Avg																																																																																																																																																							
	<table><tr><th></th><th>Limit</th><th>Read</th><th>Ant</th><th>Cable</th><th>Preamp</th><th>Aux</th><th>APos</th><th>TPos</th><th>Remark</th></tr><tr><th>Freq</th><th>Level</th><th>Line</th><th>Margin</th><th>Level</th><th>Factor</th><th>Loss</th><th>Factor</th><th>Factor</th><th></th></tr><tr><th></th><th>MHz</th><th>dBuV/m</th><th>dBuV/m</th><th>dB</th><th>dBuV</th><th>dB/m</th><th>dB</th><th>dB</th><th>cm</th><th>deg</th></tr><tr><td>1</td><td>4960.00</td><td>41.69</td><td>74.00</td><td>-32.31</td><td>58.70</td><td>34.18</td><td>9.61</td><td>60.80</td><td>0.00</td><td>---</td><td>---</td><td>PEAK</td></tr><tr><td>2</td><td>7440.00</td><td>44.79</td><td>74.00</td><td>-29.21</td><td>57.94</td><td>35.70</td><td>11.77</td><td>60.62</td><td>0.00</td><td>---</td><td>---</td><td>PEAK</td></tr></table>							Limit	Read	Ant	Cable	Preamp	Aux	APos	TPos	Remark	Freq	Level	Line	Margin	Level	Factor	Loss	Factor	Factor			MHz	dBuV/m	dBuV/m	dB	dBuV	dB/m	dB	dB	cm	deg	1	4960.00	41.69	74.00	-32.31	58.70	34.18	9.61	60.80	0.00	---	---	PEAK	2	7440.00	44.79	74.00	-29.21	57.94	35.70	11.77	60.62	0.00	---	---	PEAK	<table><tr><th></th><th>Limit</th><th>Read</th><th>Ant</th><th>Cable</th><th>Preamp</th><th>Aux</th><th>APos</th><th>TPos</th><th>Remark</th></tr><tr><th>Freq</th><th>Level</th><th>Line</th><th>Margin</th><th>Level</th><th>Factor</th><th>Loss</th><th>Factor</th><th>Factor</th><th></th></tr><tr><th></th><th>MHz</th><th>dBuV/m</th><th>dBuV/m</th><th>dB</th><th>dBuV</th><th>dB/m</th><th>dB</th><th>dB</th><th>cm</th><th>deg</th></tr><tr><td>1</td><td>4740.00</td><td>47.97</td><td>74.00</td><td>-26.03</td><td>65.45</td><td>34.14</td><td>9.35</td><td>60.97</td><td>0.00</td><td>248</td><td>360</td><td>Peak</td></tr><tr><td>2</td><td>4740.00</td><td>42.30</td><td>54.00</td><td>-11.70</td><td>59.78</td><td>34.14</td><td>9.35</td><td>60.97</td><td>0.00</td><td>248</td><td>360</td><td>Average</td></tr><tr><td>3</td><td>4960.00</td><td>41.69</td><td>74.00</td><td>-32.31</td><td>58.70</td><td>34.18</td><td>9.61</td><td>60.80</td><td>0.00</td><td>---</td><td>---</td><td>PEAK</td></tr><tr><td>4</td><td>7440.00</td><td>44.45</td><td>74.00</td><td>-29.55</td><td>57.60</td><td>35.70</td><td>11.77</td><td>60.62</td><td>0.00</td><td>---</td><td>---</td><td>PEAK</td></tr></table>							Limit	Read	Ant	Cable	Preamp	Aux	APos	TPos	Remark	Freq	Level	Line	Margin	Level	Factor	Loss	Factor	Factor			MHz	dBuV/m	dBuV/m	dB	dBuV	dB/m	dB	dB	cm	deg	1	4740.00	47.97	74.00	-26.03	65.45	34.14	9.35	60.97	0.00	248	360	Peak	2	4740.00	42.30	54.00	-11.70	59.78	34.14	9.35	60.97	0.00	248	360	Average	3	4960.00	41.69	74.00	-32.31	58.70	34.18	9.61	60.80	0.00	---	---	PEAK	4	7440.00	44.45	74.00	-29.55	57.60	35.70	11.77	60.62	0.00	---	---
	Limit	Read	Ant	Cable	Preamp	Aux	APos	TPos	Remark																																																																																																																																														
Freq	Level	Line	Margin	Level	Factor	Loss	Factor	Factor																																																																																																																																															
	MHz	dBuV/m	dBuV/m	dB	dBuV	dB/m	dB	dB	cm	deg																																																																																																																																													
1	4960.00	41.69	74.00	-32.31	58.70	34.18	9.61	60.80	0.00	---	---	PEAK																																																																																																																																											
2	7440.00	44.79	74.00	-29.21	57.94	35.70	11.77	60.62	0.00	---	---	PEAK																																																																																																																																											
	Limit	Read	Ant	Cable	Preamp	Aux	APos	TPos	Remark																																																																																																																																														
Freq	Level	Line	Margin	Level	Factor	Loss	Factor	Factor																																																																																																																																															
	MHz	dBuV/m	dBuV/m	dB	dBuV	dB/m	dB	dB	cm	deg																																																																																																																																													
1	4740.00	47.97	74.00	-26.03	65.45	34.14	9.35	60.97	0.00	248	360	Peak																																																																																																																																											
2	4740.00	42.30	54.00	-11.70	59.78	34.14	9.35	60.97	0.00	248	360	Average																																																																																																																																											
3	4960.00	41.69	74.00	-32.31	58.70	34.18	9.61	60.80	0.00	---	---	PEAK																																																																																																																																											
4	7440.00	44.45	74.00	-29.55	57.60	35.70	11.77	60.62	0.00	---	---	PEAK																																																																																																																																											
Peak																																																																																																																																																							

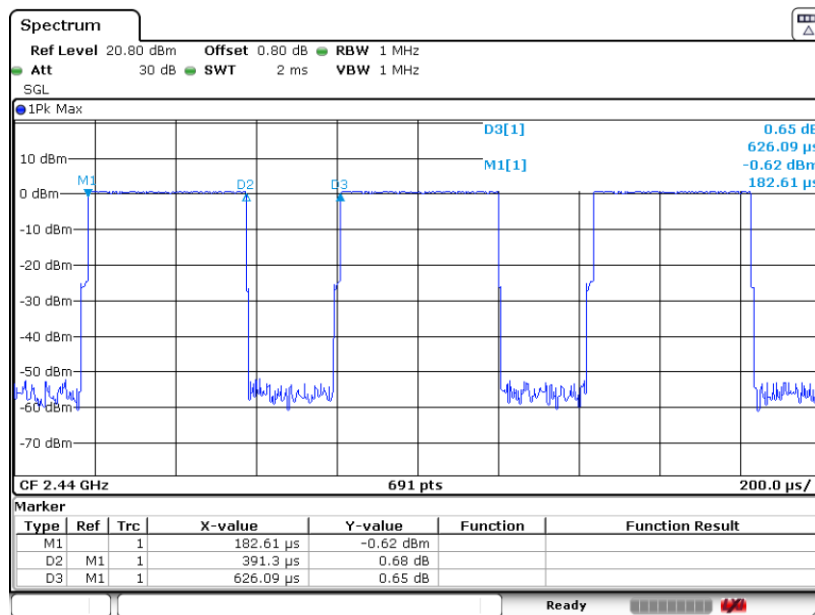


Mode	9																																																																																																																																																																																																							
	LF																																																																																																																																																																																																							
	2400-2483.5_Bluetooth-LE_GSKF_CH39_2480MHz																																																																																																																																																																																																							
ANT	siso																																																																																																																																																																																																							
Pol.	Horizontal						Vertical																																																																																																																																																																																																	
Peak QP	<div><div>Data: 1</div><div><p>Site : 03GH06-KS Condition : FCC PART 15C 3m LF 6111D SN44483 HORIZONTAL</p><table><thead><tr><th></th><th>Freq</th><th>Level</th><th>Over</th><th>Limit</th><th>Read</th><th>CableAntenna</th><th>Preamp</th><th>A/Pos</th><th>T/Pos</th><th>Remark</th></tr><tr><th></th><th>MHz</th><th>dBuV/m</th><th>dB</th><th>dBuV/m</th><th>dBuV</th><th>dB</th><th>dB/m</th><th>dB</th><th>cm</th><th>deg</th></tr></thead><tbody><tr><td>1</td><td>30.00</td><td>24.44</td><td>-15.56</td><td>40.00</td><td>31.18</td><td>0.45</td><td>25.10</td><td>32.29</td><td>---</td><td>---</td><td>Peak</td></tr><tr><td>2</td><td>247.28</td><td>23.78</td><td>-22.22</td><td>46.00</td><td>35.23</td><td>2.12</td><td>18.60</td><td>32.17</td><td>---</td><td>---</td><td>Peak</td></tr><tr><td>3</td><td>443.22</td><td>38.42</td><td>-7.58</td><td>46.00</td><td>45.11</td><td>2.84</td><td>22.94</td><td>32.47</td><td>---</td><td>---</td><td>Peak</td></tr><tr><td>4</td><td>480.08</td><td>38.75</td><td>-7.25</td><td>46.00</td><td>44.80</td><td>2.96</td><td>23.64</td><td>32.65</td><td>---</td><td>---</td><td>Peak</td></tr><tr><td>5</td><td>793.39</td><td>31.64</td><td>-14.36</td><td>46.00</td><td>31.72</td><td>3.80</td><td>28.20</td><td>32.08</td><td>---</td><td>---</td><td>Peak</td></tr><tr><td>6</td><td>979.63</td><td>37.10</td><td>-16.90</td><td>54.00</td><td>32.79</td><td>4.22</td><td>30.76</td><td>30.67</td><td>---</td><td>---</td><td>Peak</td></tr></tbody></table></div></div> <div><div>Data: 2</div><div><p>Site : 03GH06-KS Condition : FCC PART 15C 3m LF 6111D SN44483 VERTICAL</p><table><thead><tr><th></th><th>Freq</th><th>Level</th><th>Over</th><th>Limit</th><th>Read</th><th>CableAntenna</th><th>Preamp</th><th>A/Pos</th><th>T/Pos</th><th>Remark</th></tr><tr><th></th><th>MHz</th><th>dBuV/m</th><th>dB</th><th>dBuV/m</th><th>dBuV</th><th>dB</th><th>dB/m</th><th>dB</th><th>cm</th><th>deg</th></tr></thead><tbody><tr><td>1</td><td>30.97</td><td>30.06</td><td>-9.94</td><td>40.00</td><td>37.33</td><td>0.46</td><td>24.57</td><td>32.30</td><td>---</td><td>---</td><td>Peak</td></tr><tr><td>2</td><td>272.50</td><td>21.99</td><td>-24.01</td><td>46.00</td><td>32.41</td><td>2.22</td><td>19.53</td><td>32.17</td><td>---</td><td>---</td><td>Peak</td></tr><tr><td>3</td><td>479.11</td><td>36.59</td><td>-9.41</td><td>46.00</td><td>42.67</td><td>2.95</td><td>23.62</td><td>32.65</td><td>---</td><td>---</td><td>Peak</td></tr><tr><td>4</td><td>626.55</td><td>32.10</td><td>-13.90</td><td>46.00</td><td>34.89</td><td>3.39</td><td>26.17</td><td>32.35</td><td>---</td><td>---</td><td>Peak</td></tr><tr><td>5</td><td>872.93</td><td>34.35</td><td>-11.65</td><td>46.00</td><td>32.82</td><td>3.98</td><td>29.21</td><td>31.66</td><td>---</td><td>---</td><td>Peak</td></tr><tr><td>6</td><td>959.26</td><td>37.95</td><td>-8.05</td><td>46.00</td><td>33.75</td><td>4.17</td><td>30.92</td><td>30.89</td><td>---</td><td>---</td><td>Peak</td></tr></tbody></table></div></div>							Freq	Level	Over	Limit	Read	CableAntenna	Preamp	A/Pos	T/Pos	Remark		MHz	dBuV/m	dB	dBuV/m	dBuV	dB	dB/m	dB	cm	deg	1	30.00	24.44	-15.56	40.00	31.18	0.45	25.10	32.29	---	---	Peak	2	247.28	23.78	-22.22	46.00	35.23	2.12	18.60	32.17	---	---	Peak	3	443.22	38.42	-7.58	46.00	45.11	2.84	22.94	32.47	---	---	Peak	4	480.08	38.75	-7.25	46.00	44.80	2.96	23.64	32.65	---	---	Peak	5	793.39	31.64	-14.36	46.00	31.72	3.80	28.20	32.08	---	---	Peak	6	979.63	37.10	-16.90	54.00	32.79	4.22	30.76	30.67	---	---	Peak		Freq	Level	Over	Limit	Read	CableAntenna	Preamp	A/Pos	T/Pos	Remark		MHz	dBuV/m	dB	dBuV/m	dBuV	dB	dB/m	dB	cm	deg	1	30.97	30.06	-9.94	40.00	37.33	0.46	24.57	32.30	---	---	Peak	2	272.50	21.99	-24.01	46.00	32.41	2.22	19.53	32.17	---	---	Peak	3	479.11	36.59	-9.41	46.00	42.67	2.95	23.62	32.65	---	---	Peak	4	626.55	32.10	-13.90	46.00	34.89	3.39	26.17	32.35	---	---	Peak	5	872.93	34.35	-11.65	46.00	32.82	3.98	29.21	31.66	---	---	Peak	6	959.26	37.95	-8.05	46.00	33.75	4.17	30.92	30.89	---	---	Peak						
		Freq	Level	Over	Limit	Read	CableAntenna	Preamp	A/Pos	T/Pos	Remark																																																																																																																																																																																													
		MHz	dBuV/m	dB	dBuV/m	dBuV	dB	dB/m	dB	cm	deg																																																																																																																																																																																													
1	30.00	24.44	-15.56	40.00	31.18	0.45	25.10	32.29	---	---	Peak																																																																																																																																																																																													
2	247.28	23.78	-22.22	46.00	35.23	2.12	18.60	32.17	---	---	Peak																																																																																																																																																																																													
3	443.22	38.42	-7.58	46.00	45.11	2.84	22.94	32.47	---	---	Peak																																																																																																																																																																																													
4	480.08	38.75	-7.25	46.00	44.80	2.96	23.64	32.65	---	---	Peak																																																																																																																																																																																													
5	793.39	31.64	-14.36	46.00	31.72	3.80	28.20	32.08	---	---	Peak																																																																																																																																																																																													
6	979.63	37.10	-16.90	54.00	32.79	4.22	30.76	30.67	---	---	Peak																																																																																																																																																																																													
	Freq	Level	Over	Limit	Read	CableAntenna	Preamp	A/Pos	T/Pos	Remark																																																																																																																																																																																														
	MHz	dBuV/m	dB	dBuV/m	dBuV	dB	dB/m	dB	cm	deg																																																																																																																																																																																														
1	30.97	30.06	-9.94	40.00	37.33	0.46	24.57	32.30	---	---	Peak																																																																																																																																																																																													
2	272.50	21.99	-24.01	46.00	32.41	2.22	19.53	32.17	---	---	Peak																																																																																																																																																																																													
3	479.11	36.59	-9.41	46.00	42.67	2.95	23.62	32.65	---	---	Peak																																																																																																																																																																																													
4	626.55	32.10	-13.90	46.00	34.89	3.39	26.17	32.35	---	---	Peak																																																																																																																																																																																													
5	872.93	34.35	-11.65	46.00	32.82	3.98	29.21	31.66	---	---	Peak																																																																																																																																																																																													
6	959.26	37.95	-8.05	46.00	33.75	4.17	30.92	30.89	---	---	Peak																																																																																																																																																																																													

Appendix C. Duty Cycle Plots

Band	Duty Cycle(%)	T(ms)	1/T(kHz)	VBW Setting
Bluetooth LE (1Mbps)	62.50	0.391	2.556	2.7KHz
Bluetooth LE (2Mbps)	31.02	0.194	5.149	5.6KHz

Bluetooth LE (1Mbps)



Bluetooth LE (2Mbps)

