



APPENDIX A
[TEST SET UP PHOTOGRAPHS]

Conducted Emission (AC mains power ports) Test Set Up


Area 1




Area 2



Area 3



Area 4



Radiated Emission (Below 30 MHz) Test Set Up

Area 1




Area 2



Area 3




Area 4



Radiated Emission (Below 1 GHz) Test Set Up

Area 1



Area 2



Area 3





Area 4





Radiated Emission Test Set Up (Above 1 GHz)


Area 1



Area 2



Area 3



Area 4

