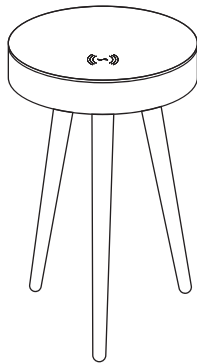


## —USER'S MANUAL—

### TABLE SPEAKER, WOOD



Wireless speaker table with Built in Wireless Charger. Listen to your Music while charging your phone with this speaker coffee table with built in wireless charger.  
Included: Table, Oak legs, Power Adaptor

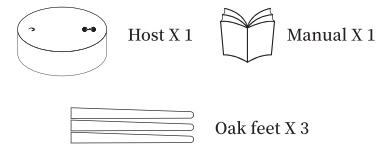
This device can be used by children of 8 years old and above and by people with reduced physical, sensorial or mental capacities, or no experience or no knowledge of the device, if they are appropriately monitored or if they are given the instructions on how to use the device safely and if all potential risks are anticipated.  
Children must not play with the device. Cleaning and maintenance of the device must not be performed by unattended children.

Before Assembly and use please ensure that you have read the warnings and instructions carefully and keep the manual for future references

For Decorative and entertainment purpose only - DO NOT CLIMB.

Bluetooth:	Bluetooth 5.0
Speaker:	10W*2 THD=1%
Audio response:	100HZ-18KHZ
Power adapter:	AC 100-240V DC 12. V / 1A
Wireless charging:	10W (optional)

### Product List



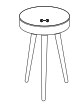
### Common problems and repair methods

- 1 The lake cannot be turned on. Connect the power adapter to check whether it is turned on, press the power button to turn on, the indicator light is normal; if the indicator light does not light, please check whether the power adapter is faulty, please contact the manufacturer to send the package, if you assemble it privately, you will be responsible for the consequences;
2. Cannot search the Bluetooth of this unit. Check if there are other devices connected to the Bluetooth of this machine,
4. For wireless charging, please confirm whether the mobile phone has its own wireless charging function, and charge the mobile phone at the sign;
5. If you don't use it for a long time, please turn off the power of this machine and unplug the power adapter;

### Bluetooth pairing

#### Turn on Bluetooth

1. Turn on Bluetooth automatically when power is connected.



#### Search Bluetooth

2. When the mobile phone's Bluetooth is turned on, Search device GT-A18A on the phone.



#### Paired connection

3. The Bluetooth speaker will be paired with the smartphone via Bluetooth technology. Enter the connection pairing password: 1234



#### Successfully paired and connected

4. After the smartphone is successfully paired, the Bluetooth speaker will emit a tone.



### FCC Statement

This equipment has been tested and found to comply with the limits for a Class B digital device, pursuant to part 15 of the FCC Rules. These limits are designed to provide reasonable protection against harmful interference in a residential installation. This equipment generates, uses and can radiate radio frequency energy and, if not installed and used in accordance with the instructions, may cause harmful interference to radio communications. However, there is no guarantee that interference will not occur in a particular installation. If this equipment does cause harmful interference to radio or television reception, which can be determined by turning the equipment off and on, the user is encouraged to try to correct the interference by one or more of the following measures:

- Reorient or relocate the receiving antenna.
- Increase the separation between the equipment and receiver.
- Connect the equipment into an outlet on a circuit different from that to which the receiver is connected.
- Consult the dealer or an experienced radio/TV technician for help.

Changes or modifications not expressly approved by the party responsible for compliance could void the user's authority to operate the equipment.

### RF Exposure Statement

The distance between user and products should be no less than 20cm.

