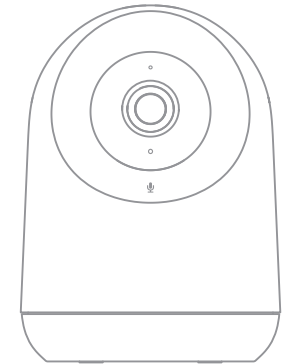


文件名称: Pan Tilt Cam- SMS-EN2111	设计师:ZBH	完成时间:2021/11/17
版本号: V1.0-2111	成品尺寸:70mm X 97mm	
材质和工艺: 128g铜版纸 风琴折		
更改内容: 备注:红色线框不印刷		

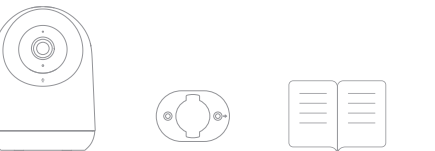


SwitchBot Pan/Tilt Cam

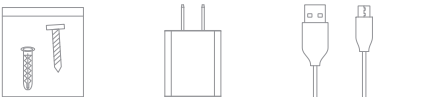
User Manual



Package Contents



Pan/Tilt Cam x 1
Base x 1
User Manual x 1


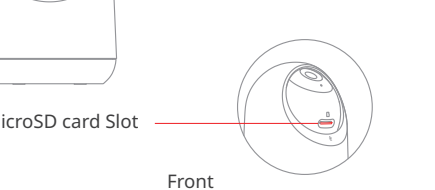


Screw Pack x 1
USB Adaptor x 1
Micro USB Cable (2m) x 1



Reset Pin x 1
Sticker x 1

Name of Parts



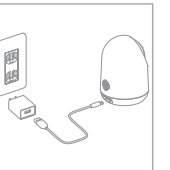
Specifications

Product Name: SwitchBot Pan/Tilt Cam
Power Input: 5V=2A
Video Resolution: 1080P HD
Image Compression: H.264
Camera Angle: 88° (diagonally)
Storage: Supports up to 128 GB microSD card, FAT32 format
Operating Temperature: -15 °C to 45 °C (5 °F to 113 °F)
Relative Humidity: ≤95 %
Wireless Standard: 802.11b/g/n (2.4 GHz)

Instructions

Adding Device

1. Connect the device with power
Look for the power connection port on the camera and insert the cable, the camera will flash red when power is connected.



2. Download and Install the App
Download the SwitchBot app on App Store or Google Play Store.



iOS 11.0+



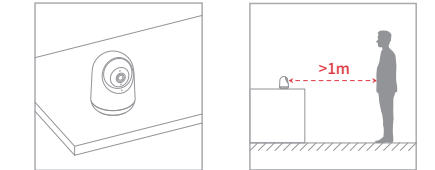
Android 5.0+

Precautions

1. Scan the QR code to access the internet. Make sure that the screen of your phone is brighter than the surrounding environment.
2. Make sure the anti-rub function on Wi-Fi is turned off. If it is on, this may lead to a failure in connecting to the internet.
3. Please make sure the camera is connected to a 802.11b/g/n (2.4GHz), IPV4 wireless network.

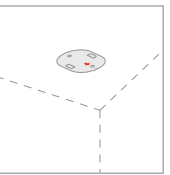
Ways of Installation

1 Put on a Table

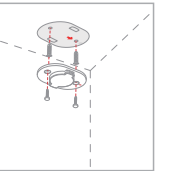


2 Install on a Ceiling or Wall

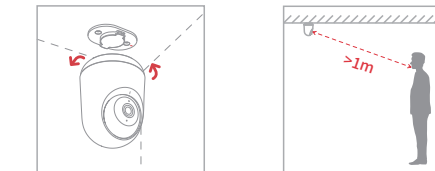
Put the sticker on a wall surface you want to install on



Then install the base on the sticker



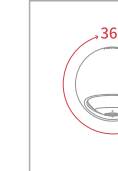
Attach the camera firmly on the base



If you are installing the camera on a ceiling, go to Settings > Basic Settings page and turn on the flip screen function.

Pan-Tilt Control

Pan-Tilt Control consists of vertical and horizontal control. The vertical visual angle is 115° and horizontal visual angle is 360°, you may control its direction and view images from different angles remotely using the app.



Motion Detection & Motion Tracking

Motion Detection
By turning on this function, Pan/Tilt Cam will capture a photo and take a video of objects that pass the camera.

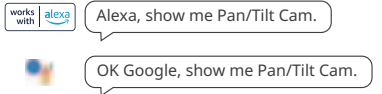
Motion Tracking
When motion tracking is on, the camera will follow the objects when they move and keep

them in the middle of the screen. It will also take a photo and a video of the event.

Third-Party Integration

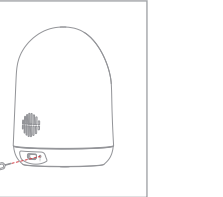
Pan/Tilt Cam can connect to Amazon Alexa and Google Assistant for voice control.

- After adding the device, ensure normal network connection.
- Open Settings > Third-party Integration in the app and link them to your SwitchBot account.



How to Reset

Find the reset hole, hold down the reset button with the reset pin for around 5 seconds until you hear a prompt tone.



Status of LED Indicator Lamp

Status of LED Indicator Lamp		Status of Pan/Tilt Cam
● Red	Stays lit up	Device starting
● Red	Flashes rapidly (0.25 s/ flash)	Pairing with network
● Green	Flashes slowly (1.5 s/ flash)	Connecting with Wi-Fi router
● Green	Flashes rapidly (0.25 s/ flash)	Connected to Wi-Fi router and now connecting to the internet
● Green	Stays lit up	Decive is online
● Red + ● Green	Flashes rapidly alternately (0.25 s/ flash)	Connected to Wi-Fi router but failed to connect to the internet
● Red + ● Green	Flashes slowly alternately (1.5 s/ flash)	Error in network connection

Return and Refund Policy

SwitchBot Pan/Tilt Cam has a one-year warranty which begins from the date of purchase. The following situations are not included in the Return and Refund Policy:

- Intended damage or abuse.
- Inappropriate storage (drop down or soaking in water).
- Modify or repair of product.
- Natural wearing of product.
- Natural disasters.

Contact & Support

Troubleshooting: support.switch-bot.com

Email Support: support@wondertechlabs.com

Feedback: If you have any concern or problem when using our product, please kindly send feedback from the Profile > Feedback page in the SwitchBot app.

Safety Information

- This camera is for indoor use only.
- Keep the device away from water, fire, humid or hot environments.
- Unplug this device if there is lightening storms or when unused for a long period.
- Do not attempt to disassemble, repair, or modify the device.
- Do not use damaged charger or USB cable to charge the device.
- Do not use any other chargers apart from those recommended.
- Do not use in places where wireless devices are not allowed.
- Adapter shall be installed near the equipment and shall be easily accessible.

CE Warning

Manufacturer's Name: Woan Technology (Shenzhen) Co., Ltd.
This product is a fixed location. To comply with RF exposure requirements, a minimum separation distance of 20 cm must be maintained between the user's body and the device, including the antenna. Use only the supplied or an approved antenna.
This device in compliance with the essential requirements and other relevant provisions of directive 2014/53/EU. All essential radio test suites have been carried out.

The device complies with RF specifications when the device used at 20 cm from your body

EU regulatory conformance

RF exposure information: The Maximum Permissible Exposure (MPE) level has been calculated based on a distance of 20 cm between the device and the human body. To maintain compliance with RF exposure requirement, use product that maintain a 20 cm distance between the device and human body.

CE DOC

Hereby, Woan Technology (Shenzhen) Co., Ltd. declares that the radio equipment type W1801200 is in compliance with Directive 2014/53/EU. The full text of the EU declaration of conformity is available at the following internet address: support.switch-bot.com

UKCA DOC

Hereby, Woan Technology (Shenzhen) Co., Ltd. declares that the radio equipment type W1801200 is in compliance with UK Radio Equipment Regulations (SI 2017/1206). The full text of the UK declaration of conformity is available at the following internet address: support.switch-bot.com

Address: Room 1101, Qiancheng Commercial Center, No. 5 Haicheng Road, Mabu Community, Xixiang Sub-district, Bao'an District, Shenzhen, Guangdong, P.R.China, 518100
Operation frequency (Max power)
Wifi:2412MHz-2472MHz (14.78 dBm)

FCC Warning

This device complies with part 15 of the FCC Rules. Operation is subject to the following two conditions: (1) This device may not cause harmful interference, and (2) this device must accept any interference received, including interference that may cause undesired operation. Any Changes or modifications not expressly approved by the party responsible for compliance could void the user's authority to operate the equipment.
This equipment has been tested and found to comply with the limits for a Class B digital device, pursuant to part 15 of the FCC Rules. These limits are designed to provide reasonable protection against harmful interference in a residential installation. This equipment generates uses and can radiate radio frequency energy and, if not installed and used in accordance with the instructions, may cause harmful interference to radio communications. However, there is no guarantee that interference will not occur in a particular installation.
If this equipment does cause harmful interference to radio or television reception, which can be determined by turning the equipment off and on, the user is encouraged to try to correct the interference by one or more of the following measures:

- Reorient or relocate the receiving antenna.
- Increase the separation between the equipment and receiver.
- Connect the equipment into an outlet on a circuit different from that to which the receiver is connected.
- Consult the dealer or an experienced radio/TV technician for help.

FCC RF exposure statement:

The equipment complies with FCC Radiation exposure limit set forth for uncontrolled environment. This equipment should be installed and operated with minimum distance 20 cm between the radiator and your body.

KCC 경고

인증받은자의 상호: Woan Technology (Shenzhen) Co., Ltd.
제품명/모델명: SwitchBot Indoor Cam/W1301200
특정소출력 무선기기(무선데이터통신시스템용 무선기기) / W1301200
제조자 및 제조국가: Woan Technology (Shenzhen) Co., Ltd. /China
제조년월: 2021.04
인증번호: R-R-Woa-W1301200
이 장치는 보안성이 없으므로 통신보안에 위배되는 사항의 통신을 금지하며 운용 중

Manufacture: Woan Technology (Shenzhen) Co., Ltd.
Address: Room 1101, Qiancheng Commercial Center, No. 5 Haicheng Road, Mabu Community, Xixiang Sub-district, Bao'an District, Shenzhen, Guangdong, P.R.China, 518100