




C75 Open Battery Cover
(Final label: See extra exhibit)



C75 Disassembly Step 1



C75 Disassembly Step 2



C75 Disassembly Step 3




C75 Disassembly Step 4




CX75 PCB Front View Shields Removed



C75 PCB Back View Shields Removed



C75 Back view repair lid mounted



CX75 Tri-Band Antenna