



427 West 12800 South  
Draper, UT 84020

## Test Report Attachment

<b>FCC ID</b>	SWX-U7PRO
<b>ISED ID</b>	6545A-U7PRO
<b>Equipment Under Test</b>	U7-Pro
<b>Test Report Serial Number</b>	TR8585_01
<b>Date of Tests</b>	29 August; 1, 12, 14 October; 29 August
<b>Report Issue Date</b>	24 October 2023

### Test Personnel

<b>Testing performed by</b>	Evan Hartzell
-----------------------------	---------------

### Test Location

Testing was performed at the Unified Compliance Laboratory located at 427 West 12800 South, Draper, UT 84020. Unified Compliance Laboratory is accredited by National Voluntary Laboratory Accreditation Program (NVLAP); NVLAP Code 600241-0 which is effective until 30 June 2023. This site has also been registered with Innovations, Science and Economic Development (ISED) department as was accepted under Appendix B, Phase 1 procedures of the APEC Tel MRA for Canadian recognition. ISED No.: 25346, effective until 30 June 2024. Unified Compliance Laboratory has been assigned Conformity Assessment Number US0223 by ISED and MRA US5037.



**NVLAP LAB CODE 600241-0**

# 1 UNII-5 Band HE Mode

## Summary

Test	Frequency (MHz)	Nominal Power (dBm)	Nominal Bandwidth (MHz)	Result
Emission Bandwidth 26 dB	6115.000	24.0	20.000000	PASS
RF output power	6115.000	24.0	20.000000	PASS
In-Band Emissions	6115.000	24.0	20.000000	PASS
Occupied Channel Bandwidth 99%	6115.000	24.0	20.000000	PASS
Frequency Stability	6115.000	24.0	20.000000	PASS
Emission Bandwidth 26 dB	6195.000	24.0	20.000000	PASS
In-Band Emissions	6195.000	24.0	20.000000	PASS
Occupied Channel Bandwidth 99%	6195.000	24.0	20.000000	PASS
Emission Bandwidth 26 dB	6415.000	24.0	20.000000	PASS
In-Band Emissions	6415.000	24.0	20.000000	PASS
Occupied Channel Bandwidth 99%	6415.000	24.0	20.000000	PASS
Emission Bandwidth 26 dB	6125.000	24.0	40.000000	PASS
In-Band Emissions	6125.000	24.0	40.000000	PASS
Occupied Channel Bandwidth 99%	6125.000	24.0	40.000000	PASS
Emission Bandwidth 26 dB	6205.000	24.0	40.000000	PASS
In-Band Emissions	6205.000	24.0	40.000000	PASS
Occupied Channel Bandwidth 99%	6205.000	24.0	40.000000	PASS
Emission Bandwidth 26 dB	6405.000	24.0	40.000000	PASS
In-Band Emissions	6405.000	24.0	40.000000	PASS
Occupied Channel Bandwidth 99%	6405.000	24.0	40.000000	PASS
Emission Bandwidth 26 dB	6145.000	24.0	80.000000	PASS
In-Band Emissions	6145.000	24.0	80.000000	PASS
Occupied Channel Bandwidth 99%	6145.000	24.0	80.000000	PASS
Emission Bandwidth 26 dB	6225.000	24.0	80.000000	PASS
In-Band Emissions	6225.000	24.0	80.000000	PASS
Occupied Channel Bandwidth 99%	6225.000	24.0	80.000000	PASS
Emission Bandwidth 26 dB	6385.000	24.0	80.000000	PASS
In-Band Emissions	6385.000	24.0	80.000000	PASS
Occupied Channel Bandwidth 99%	6385.000	24.0	80.000000	PASS
Emission Bandwidth 26 dB	6185.000	24.0	160.000000	PASS
In-Band Emissions	6185.000	24.0	160.000000	PASS
Occupied Channel Bandwidth 99%	6185.000	24.0	160.000000	PASS
Tx Spurious Emission	6185.000	24.0	160.000000	PASS
Emissions in restricted frequency bands (Average)	6185.000	24.0	160.000000	PASS
Emissions in restricted frequency bands (Peak)	6185.000	24.0	160.000000	PASS
Emission Bandwidth 26 dB	6325.000	24.0	160.000000	PASS
In-Band Emissions	6325.000	24.0	160.000000	PASS
Occupied Channel Bandwidth 99%	6325.000	24.0	160.000000	PASS
Tx Spurious Emission	6325.000	24.0	160.000000	PASS
Emissions in restricted frequency bands (Average)	6325.000	24.0	160.000000	PASS
Emissions in restricted frequency bands (Peak)	6325.000	24.0	160.000000	PASS

## Emission Bandwidth 26 dB (6115 MHz; 24.000 dBm; 20 MHz)

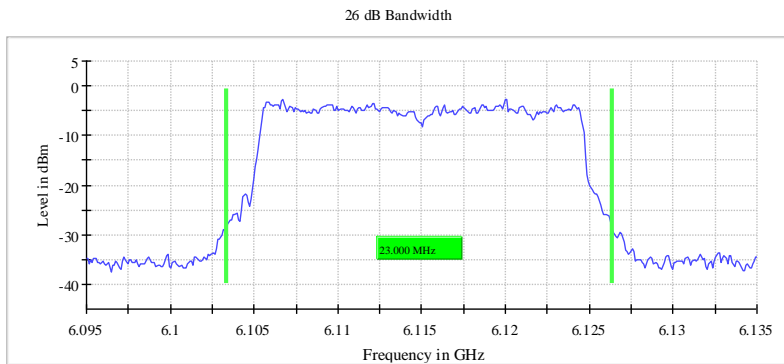
Customized settings.

### 26 dB Bandwidth

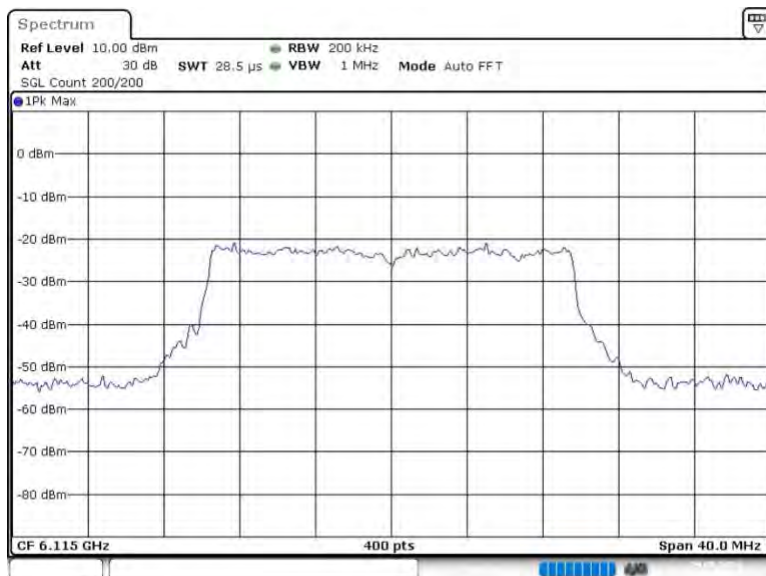
DUT Frequency (MHz)	Bandwidth (MHz)	Limit Min (MHz)	Limit Max (MHz)	Band Edge Left (MHz)	Limit Min BE L
6115.000000	23.000000	---	320.000000	6103.350000	---

(continuation of the "26 dB Bandwidth" table from column 6 ...)

DUT Frequency (MHz)	Band Edge Right (MHz)	Limit Max BE R (MHz)	Max Level (dBm)	Result
6115.000000	6126.350000	---	-2.6	PASS



### Bandwidth



Date: 29.AUG.2023 04:13:43

## Measurement

Setting	Instrument Value	Target Value
Start Frequency	6.09500 GHz	6.09500 GHz
Stop Frequency	6.13500 GHz	6.13500 GHz
Span	40.000 MHz	40.000 MHz
RBW	200.000 kHz	~ 200.000 kHz
VBW	1.000 MHz	>= 600.000 kHz
SweepPoints	400	~ 400
SweepTime	28.477 $\mu$ s	AUTO
Reference Level	10.000 dBm	10.000 dBm
Attenuation	30.000 dB	AUTO
Detector	MaxPeak	MaxPeak
SweepCount	200	200
Filter	3 dB	3 dB
Trace Mode	Max Hold	Max Hold
SweepType	FFT	AUTO
Preamp	off	off

## RF output power (6115 MHz; 24.000 dBm; 20 MHz)

Customized settings.

## Result

DUT Frequency (MHz)	Gated EIRP (dBm)	Limit Max (dBm)	Gated RMS (dBm)	DutyCycle (%)	Result
6115.000000	12.1	24.0	12.1	99.722	PASS

## OSP PowerMeter settings

Setting	Instrument Value	Target Value
Measurement Time	1.000 s	1.000 s
Points	1000000	1000000
Time resolution	1.000 $\mu$ s	1.000 $\mu$ s

## In-Band Emissions (6115 MHz; 24.000 dBm; 20 MHz)

Customized settings.

### Result

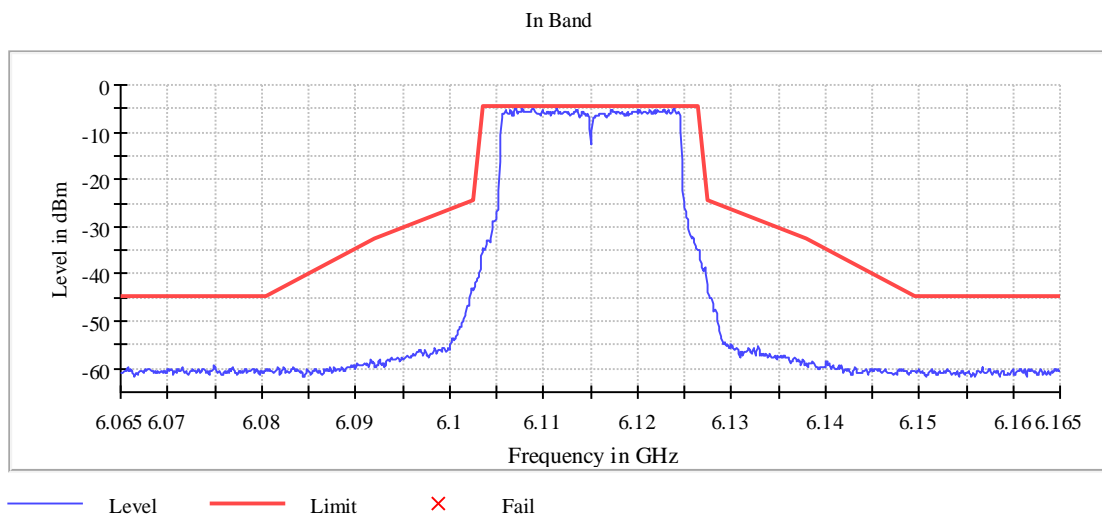
DUT Frequency (MHz)	Result
6115.000000	PASS

### Inband Peak

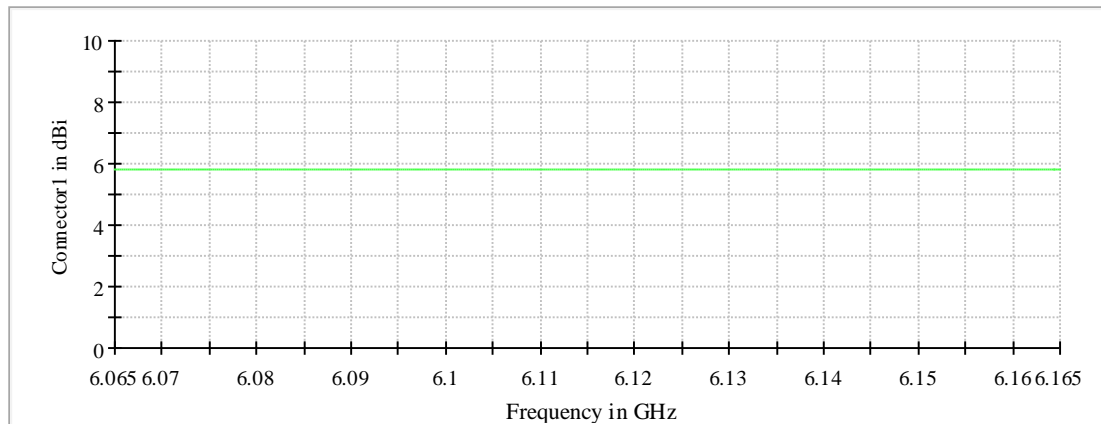
Frequency (MHz)	Level (dBm)
6107.050000	-4.6

### Measurements

Frequency (MHz)	Level (dBm)	Margin (dB)	Limit (dBm)	Result
6107.050000	-4.6	0.0	-4.6	PASS
6107.750000	-4.9	0.3	-4.6	PASS
6108.950000	-5.0	0.4	-4.6	PASS
6108.850000	-5.0	0.5	-4.6	PASS
6111.450000	-5.0	0.5	-4.6	PASS
6107.150000	-5.0	0.5	-4.6	PASS
6123.950000	-5.1	0.5	-4.6	PASS
6117.350000	-5.2	0.6	-4.6	PASS
6121.850000	-5.3	0.7	-4.6	PASS
6122.750000	-5.3	0.7	-4.6	PASS
6107.850000	-5.3	0.7	-4.6	PASS
6123.250000	-5.4	0.8	-4.6	PASS
6108.750000	-5.4	0.8	-4.6	PASS
6120.050000	-5.4	0.8	-4.6	PASS
6113.550000	-5.4	0.8	-4.6	PASS

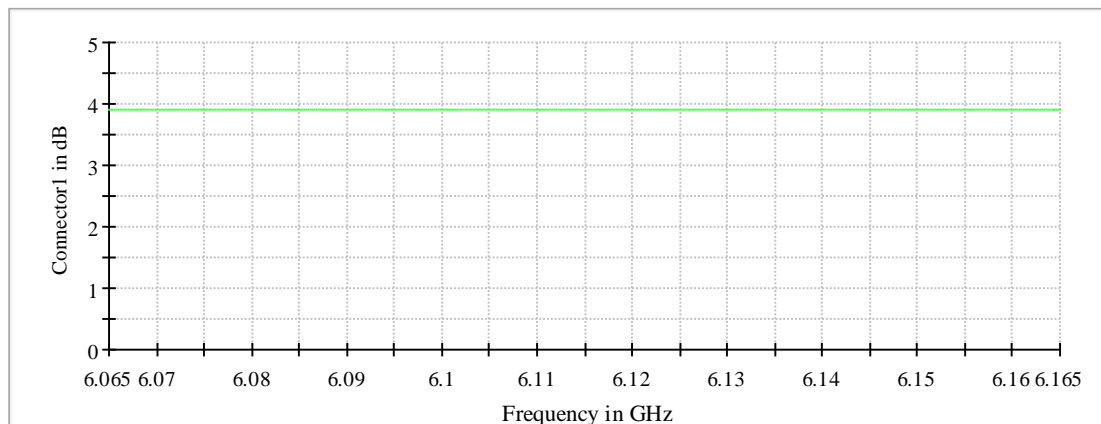


Gain



Connector1

Attenuation



Connector1

## Measurement 1

Setting	Instrument Value	Target Value
Start Frequency	6.06500 GHz	6.06500 GHz
Stop Frequency	6.16500 GHz	6.16500 GHz
Span	100.000 MHz	100.000 MHz
RBW	200.000 kHz	~ 200.000 kHz
VBW	500.000 kHz	~ 600.000 kHz
SweepPoints	1000	~ 1000
SweepTime	1.050 ms	AUTO
Reference Level	0.000 dBm	0.000 dBm
Attenuation	20.000 dB	20.000 dB
Detector	RMS	RMS
SweepCount	100	100
Filter	3 dB	3 dB
Trace Mode	Average Power	Average Power
SweepType	Sweep	Sweep
Preamp	off	off

## Occupied Channel Bandwidth 99% (6115 MHz; 24.000 dBm; 20 MHz)

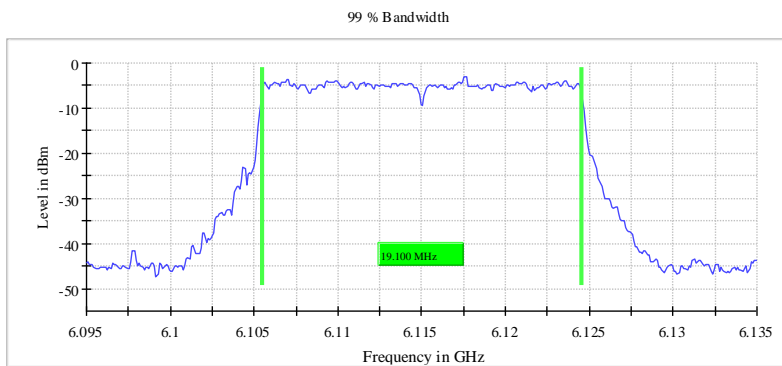
Customized settings.

### 99 % Bandwidth

DUT Frequency (MHz)	Bandwidth (MHz)	Limit Min (MHz)	Limit Max (MHz)	Band Edge Left (MHz)	Limit Min BE L (MHz)
6115.000000	19.100000	---	320.000000	6105.450000	5925.000000

(continuation of the "99 % Bandwidth" table from column 6 ...)

DUT Frequency (MHz)	Band Edge Right (MHz)	Limit Max BE R (MHz)	Result
6115.000000	6124.550000	7125.000000	PASS



Bandwidth

Date: 29.AUG.2023 04:14:35

## Measurement

Setting	Instrument Value	Target Value
Start Frequency	6.09500 GHz	6.09500 GHz
Stop Frequency	6.13500 GHz	6.13500 GHz
Span	40.000 MHz	40.000 MHz
RBW	200.000 kHz	>= 200.000 kHz
VBW	1.000 MHz	>= 600.000 kHz
SweepPoints	400	~ 400
Sweeptime	28.477 $\mu$ s	AUTO
Reference Level	0.000 dBm	0.000 dBm
Attenuation	20.000 dB	AUTO
Detector	MaxPeak	MaxPeak
SweepCount	200	200
Filter	3 dB	3 dB
Trace Mode	Max Hold	Max Hold
SweepType	FFT	AUTO
Preamp	off	off

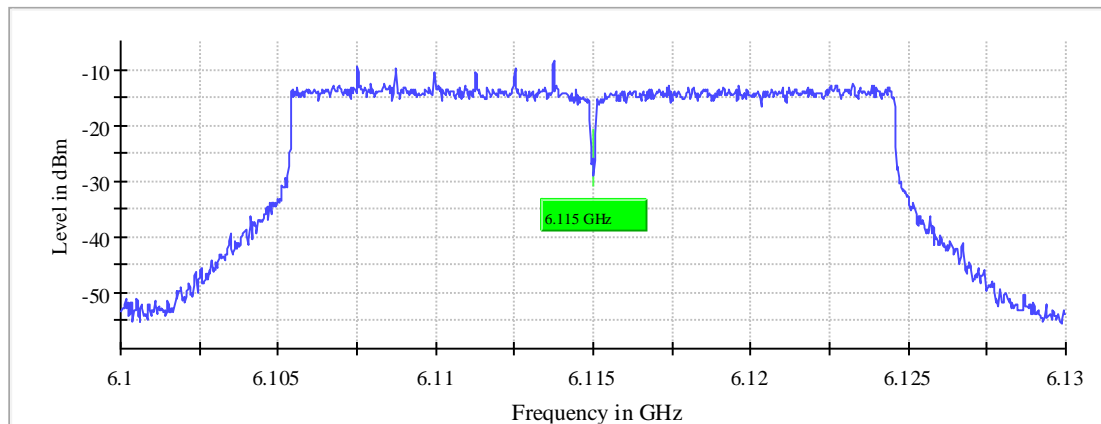
## Frequency Stability (6115 MHz; 24.000 dBm; 20 MHz)

Customized settings.

## Result

DUT Frequency (MHz)	Frequency (MHz)	Difference (ppm)	Frequency Difference (kHz)	Limit Min (MHz)	Limit Max (MHz)	Result
6115.000000	6114.989415	1.731	-10.585500	---	---	PASS

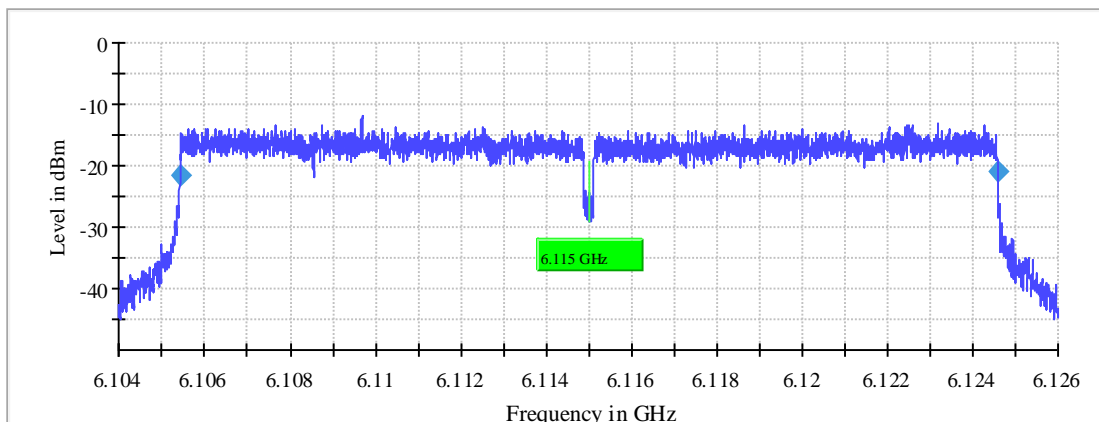
Frequency stability Pre



— Center frequency — Max Hold



Frequency stability



◆ Edge points    — Max Hold    — Center frequency

## Measurement

Setting	Instrument Value	Target Value
Start Frequency	6.10399 GHz	6.10399 GHz
Stop Frequency	6.12599 GHz	6.12599 GHz
Span	22.000 MHz	22.000 MHz
RBW	20.000 kHz	<= 22.000 kHz
VBW	100.000 kHz	>= 60.000 kHz
SweepPoints	10001	~ 10001
SweepTime	473.902 $\mu$ s	AUTO
Reference Level	0.000 dBm	0.000 dBm
Attenuation	20.000 dB	AUTO
Detector	MaxPeak	MaxPeak
SweepCount	50	50
Filter	3 dB	3 dB
Trace Mode	Max Hold	Max Hold
SweepType	FFT	AUTO
Preamp	off	off

## Emission Bandwidth 26 dB (6195 MHz; 24.000 dBm; 20 MHz)

Customized settings.

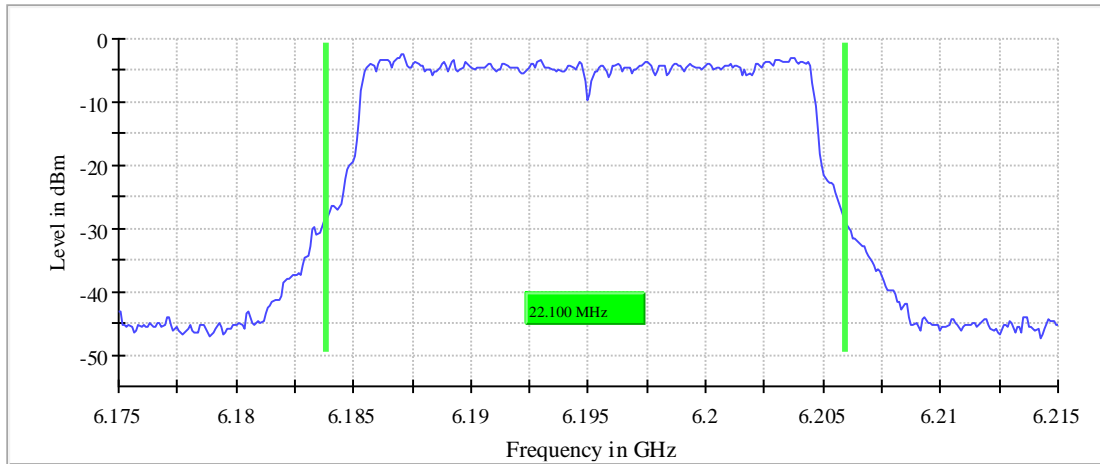
### 26 dB Bandwidth

DUT Frequency (MHz)	Bandwidth (MHz)	Limit Min (MHz)	Limit Max (MHz)	Band Edge Left (MHz)	Limit Min BE L
6195.000000	22.100000	---	320.000000	6183.850000	---

(continuation of the "26 dB Bandwidth" table from column 6 ...)

DUT Frequency (MHz)	Band Edge Right (MHz)	Limit Max BE R (MHz)	Max Level (dBm)	Result
6195.000000	6205.950000	---	-2.5	PASS

26 dB Bandwidth



**Bandwidth**



Date: 29.AUG.2023 04:15:49

**In-Band Emissions (6195 MHz; 24.000 dBm; 20 MHz)**

Customized settings.

**Result**

DUT Frequency (MHz)	Result
6195.000000	PASS

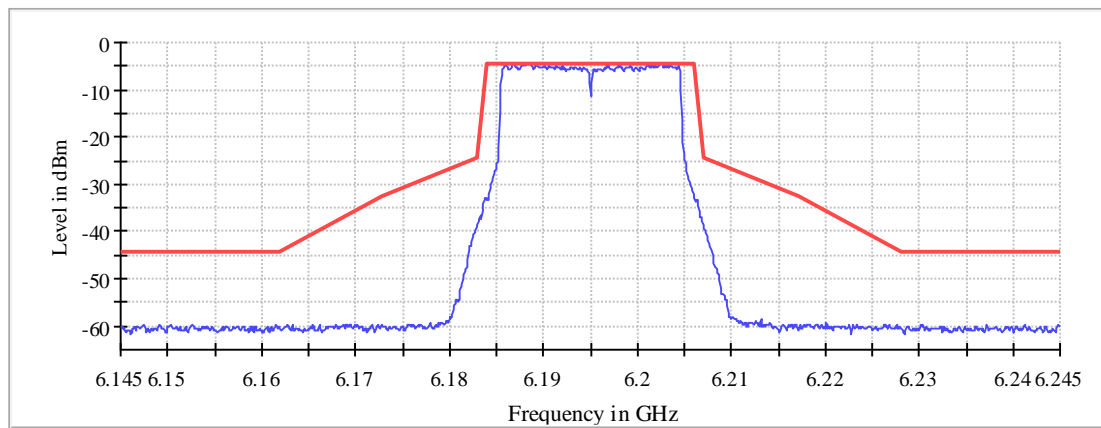
## Inband Peak

Frequency (MHz)	Level (dBm)
6188.050000	-4.3

## Measurements

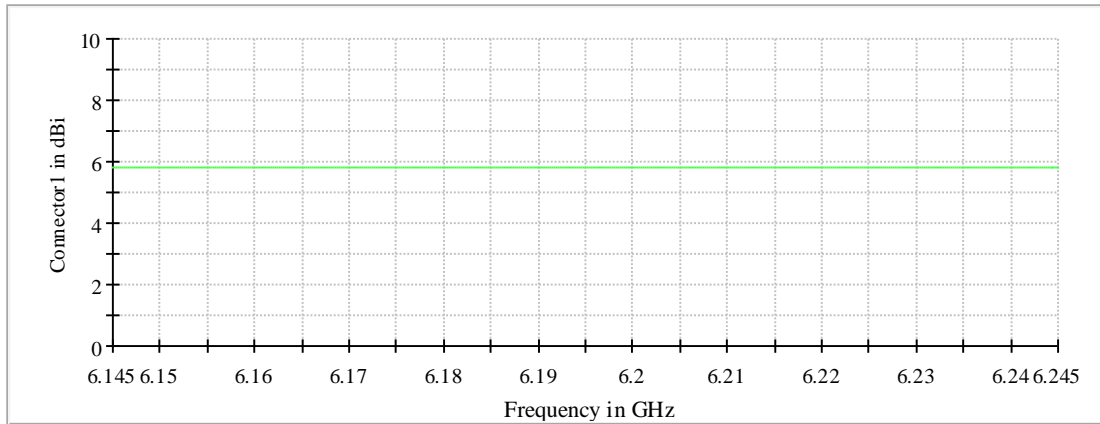
Frequency (MHz)	Level (dBm)	Margin (dB)	Limit (dBm)	Result
6188.350000	-4.3	0.0	-4.3	PASS
6202.650000	-4.4	0.1	-4.3	PASS
6188.550000	-4.4	0.1	-4.3	PASS
6188.450000	-4.5	0.2	-4.3	PASS
6202.350000	-4.5	0.2	-4.3	PASS
6202.550000	-4.5	0.2	-4.3	PASS
6202.450000	-4.5	0.2	-4.3	PASS
6188.250000	-4.5	0.2	-4.3	PASS
6186.750000	-4.6	0.3	-4.3	PASS
6186.950000	-4.6	0.3	-4.3	PASS
6186.850000	-4.6	0.3	-4.3	PASS
6188.150000	-4.7	0.4	-4.3	PASS
6201.250000	-4.7	0.4	-4.3	PASS
6185.950000	-4.8	0.4	-4.3	PASS
6188.750000	-4.8	0.5	-4.3	PASS

In Band



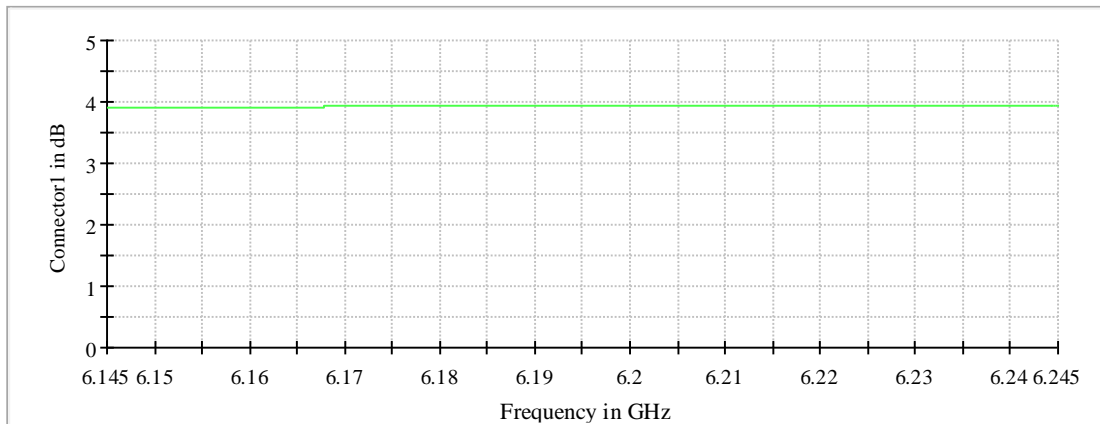
— Level    — Limit    × Fail

Gain



Connector1

Attenuation



Connector1

### Occupied Channel Bandwidth 99% (6195 MHz; 24.000 dBm; 20 MHz)

Customized settings.

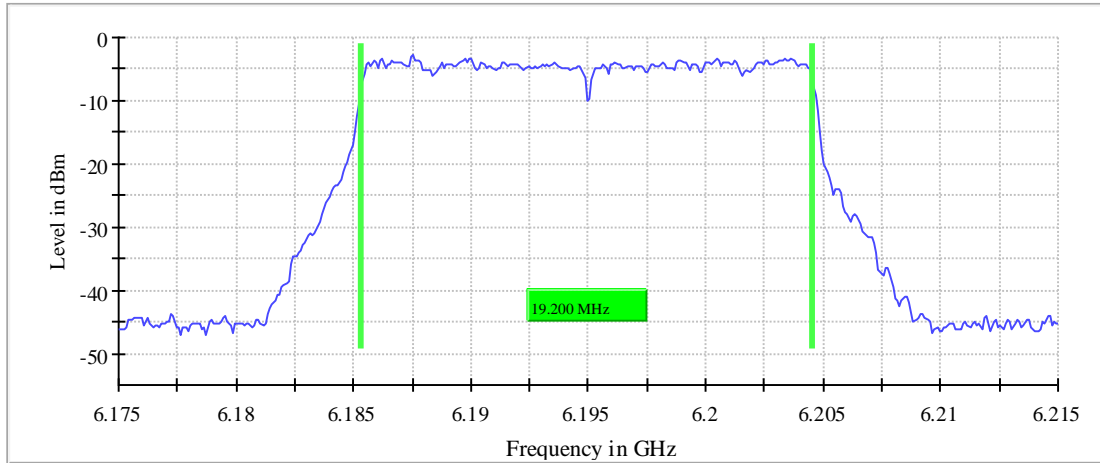
### 99 % Bandwidth

DUT Frequency (MHz)	Bandwidth (MHz)	Limit Min (MHz)	Limit Max (MHz)	Band Edge Left (MHz)	Limit Min BE L (MHz)
6195.000000	19.200000	---	320.000000	6185.350000	5925.000000

(continuation of the "99 % Bandwidth" table from column 6 ...)

DUT Frequency (MHz)	Band Edge Right (MHz)	Limit Max BE R (MHz)	Result
6195.000000	6204.550000	7125.000000	PASS

99 % Bandwidth



Bandwidth



Date: 29.AUG.2023 04:16:41

## Emission Bandwidth 26 dB (6415 MHz; 24.000 dBm; 20 MHz)

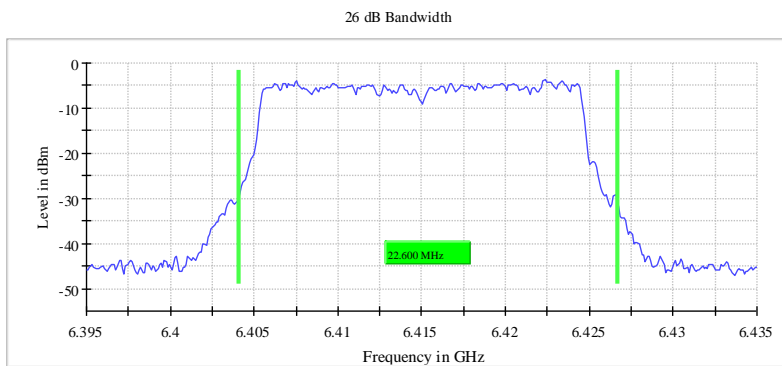
Customized settings.

### 26 dB Bandwidth

DUT Frequency (MHz)	Bandwidth (MHz)	Limit Min (MHz)	Limit Max (MHz)	Band Edge Left (MHz)	Limit Min BE L
6415.000000	22.600000	---	320.000000	6404.050000	---

(continuation of the "26 dB Bandwidth" table from column 6 ...)

DUT Frequency (MHz)	Band Edge Right (MHz)	Limit Max BE R (MHz)	Max Level (dBm)	Result
6415.000000	6426.650000	---	-3.6	PASS



### Bandwidth



Date: 29.AUG.2023 04:17:08

## In-Band Emissions (6415 MHz; 24.000 dBm; 20 MHz)

Customized settings.

### Result

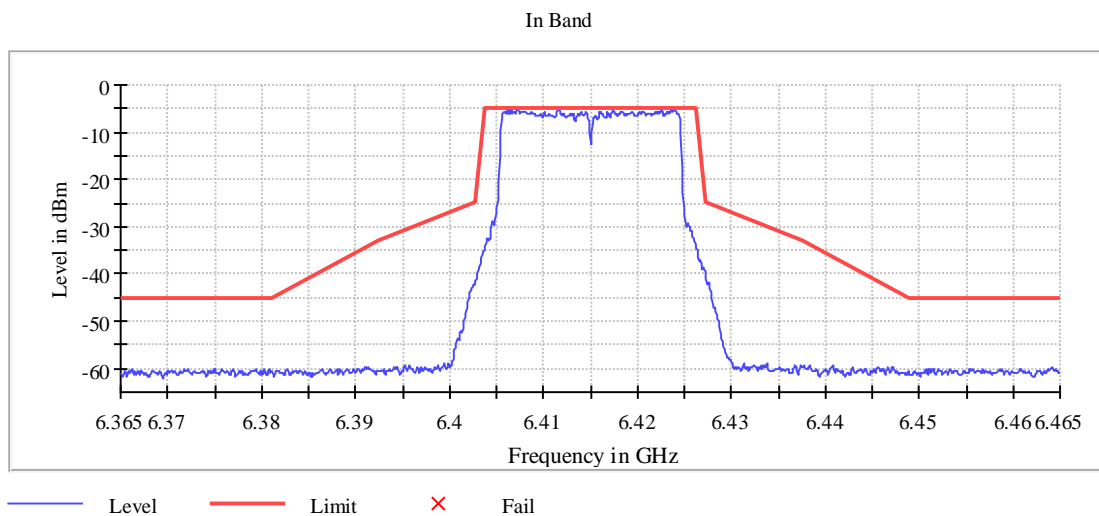
DUT Frequency (MHz)	Result
6415.000000	PASS

### Inband Peak

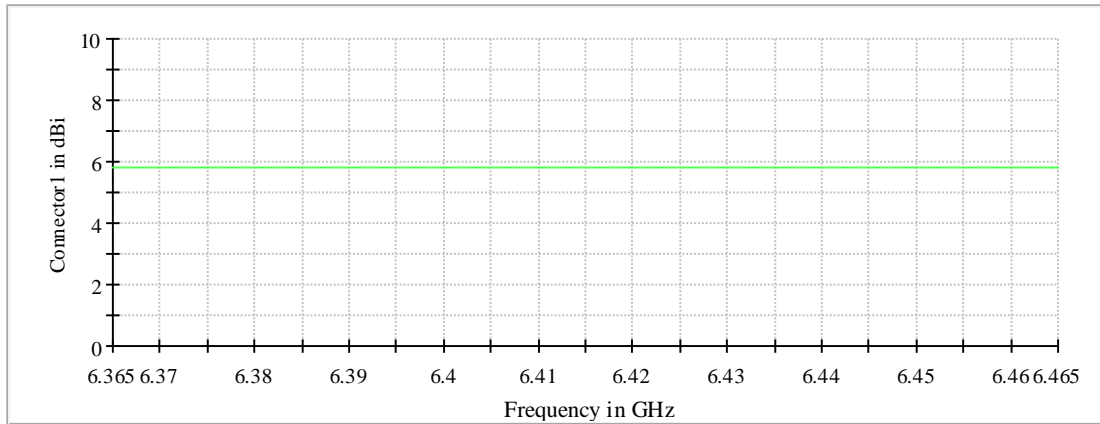
Frequency (MHz)	Level (dBm)
6411.650000	-4.9

### Measurements

Frequency (MHz)	Level (dBm)	Margin (dB)	Limit (dBm)	Result
6411.650000	-4.9	0.0	-4.9	PASS
6407.250000	-5.1	0.1	-4.9	PASS
6424.050000	-5.2	0.2	-4.9	PASS
6423.950000	-5.2	0.3	-4.9	PASS
6406.550000	-5.2	0.3	-4.9	PASS
6411.550000	-5.2	0.3	-4.9	PASS
6406.450000	-5.2	0.3	-4.9	PASS
6406.150000	-5.3	0.4	-4.9	PASS
6423.650000	-5.4	0.4	-4.9	PASS
6422.550000	-5.4	0.4	-4.9	PASS
6417.450000	-5.5	0.5	-4.9	PASS
6407.350000	-5.5	0.5	-4.9	PASS
6420.750000	-5.5	0.5	-4.9	PASS
6417.350000	-5.5	0.6	-4.9	PASS
6408.050000	-5.5	0.6	-4.9	PASS

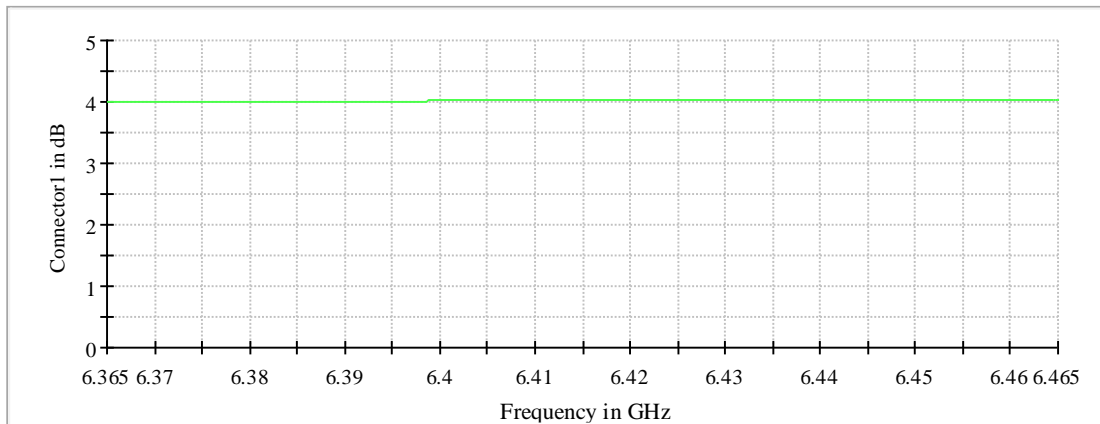


Gain



Connector1

Attenuation



Connector1

### Occupied Channel Bandwidth 99% (6415 MHz; 24.000 dBm; 20 MHz)

Customized settings.

### 99 % Bandwidth

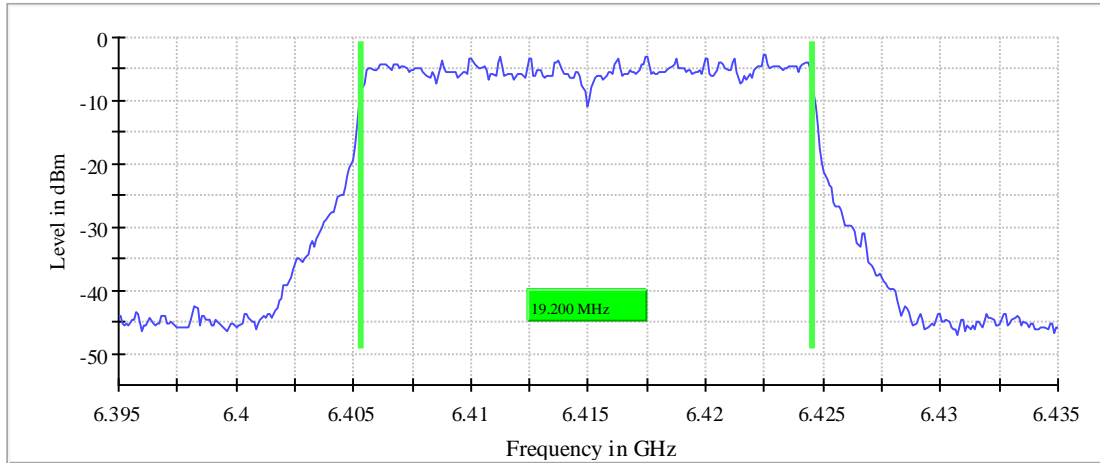
DUT Frequency (MHz)	Bandwidth (MHz)	Limit Min (MHz)	Limit Max (MHz)	Band Edge Left (MHz)	Limit Min BE L (MHz)
6415.000000	19.200000	---	320.000000	6405.350000	5925.000000

(continuation of the "99 % Bandwidth" table from column 6 ...)

DUT Frequency (MHz)	Band Edge Right (MHz)	Limit Max BE R (MHz)	Result
6415.000000	6424.550000	7125.000000	PASS



99 % Bandwidth



Bandwidth



Date: 29.AUG.2023 04:18:01

## Emission Bandwidth 26 dB (6125 MHz; 24.000 dBm; 40 MHz)

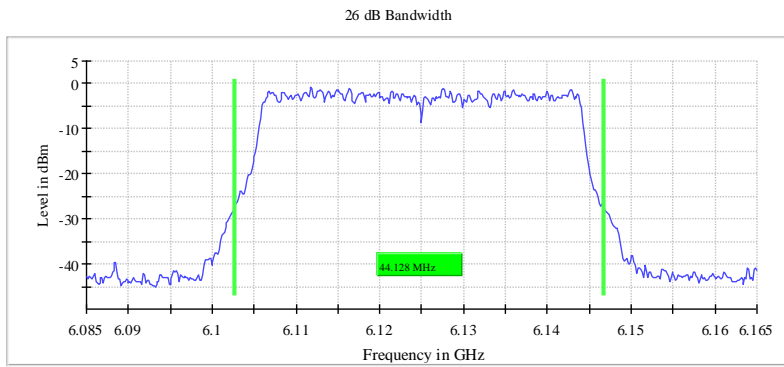
Customized settings.

### 26 dB Bandwidth

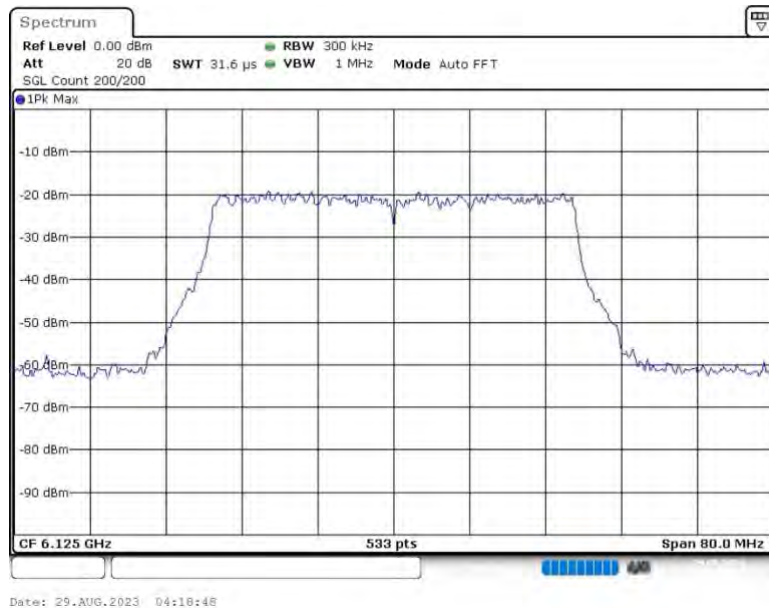
DUT Frequency (MHz)	Bandwidth (MHz)	Limit Min (MHz)	Limit Max (MHz)	Band Edge Left (MHz)	Limit Min BE L
6125.000000	44.127579	---	320.000000	6102.636023	---

(continuation of the "26 dB Bandwidth" table from column 6 ...)

DUT Frequency (MHz)	Band Edge Right (MHz)	Limit Max BE R (MHz)	Max Level (dBm)	Result
6125.000000	6146.763602	---	-0.8	PASS



### Bandwidth



## In-Band Emissions (6125 MHz; 24.000 dBm; 40 MHz)

Customized settings.

### Result

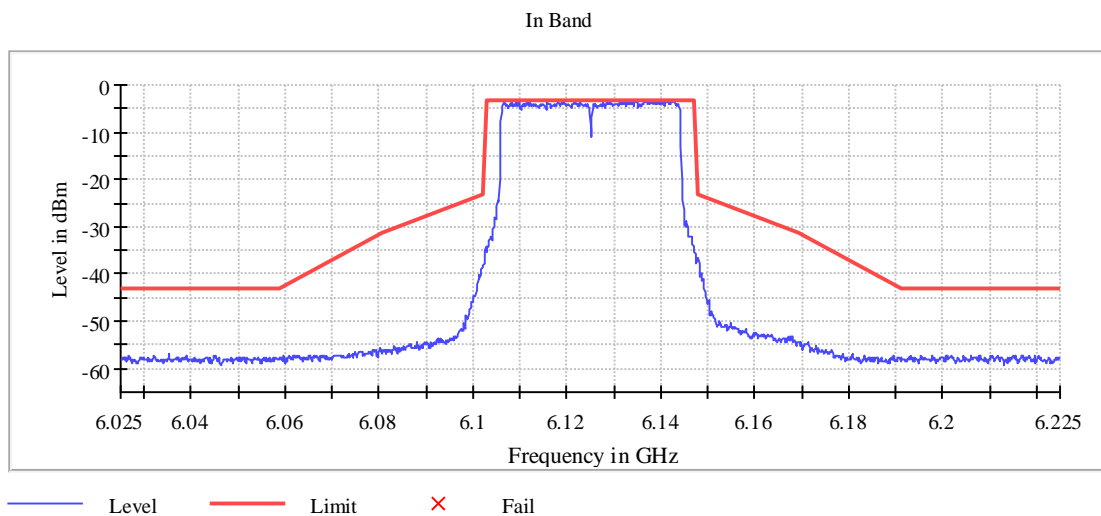
DUT Frequency (MHz)	Result
6125.000000	PASS

### Inband Peak

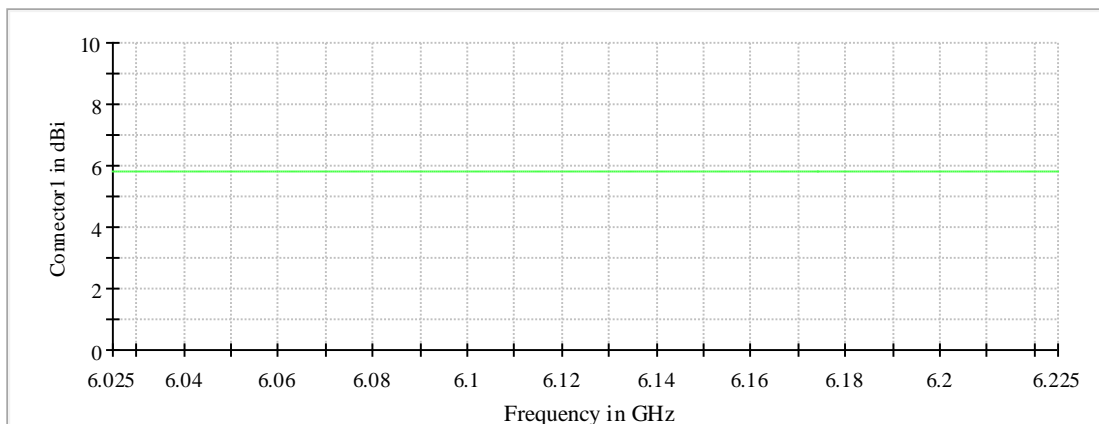
Frequency (MHz)	Level (dBm)
6142.254314	-3.1

### Measurements

Frequency (MHz)	Level (dBm)	Margin (dB)	Limit (dBm)	Result
6142.254314	-3.1	0.0	-3.1	PASS
6142.704426	-3.1	0.0	-3.1	PASS
6142.104276	-3.2	0.1	-3.1	PASS
6136.852963	-3.2	0.1	-3.1	PASS
6140.303826	-3.3	0.2	-3.1	PASS
6131.301575	-3.3	0.2	-3.1	PASS
6109.696174	-3.3	0.2	-3.1	PASS
6141.354089	-3.3	0.2	-3.1	PASS
6142.854464	-3.3	0.2	-3.1	PASS
6137.603151	-3.4	0.3	-3.1	PASS
6139.553638	-3.4	0.3	-3.1	PASS
6133.552138	-3.4	0.3	-3.1	PASS
6133.402101	-3.4	0.3	-3.1	PASS
6134.602401	-3.4	0.3	-3.1	PASS
6128.450863	-3.4	0.3	-3.1	PASS

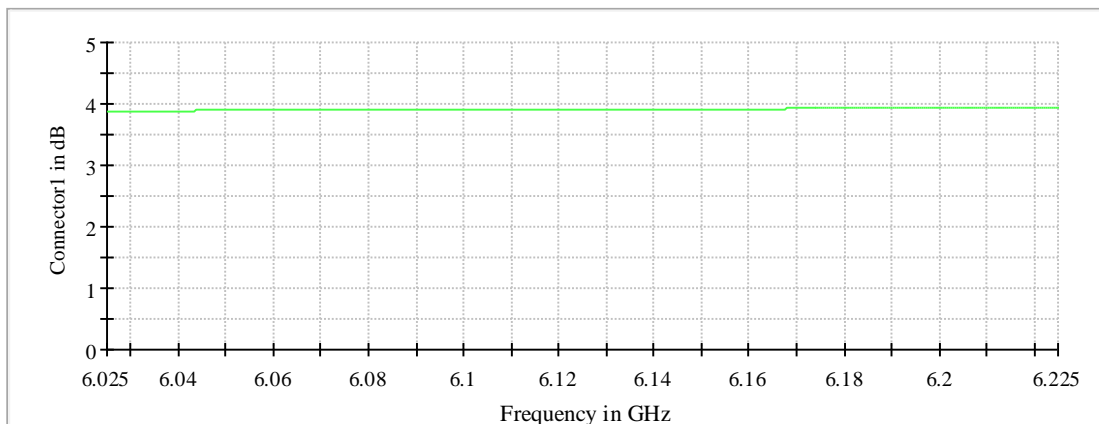


Gain



Connector1

Attenuation



Connector1

## Occupied Channel Bandwidth 99% (6125 MHz; 24.000 dBm; 40 MHz)

Customized settings.

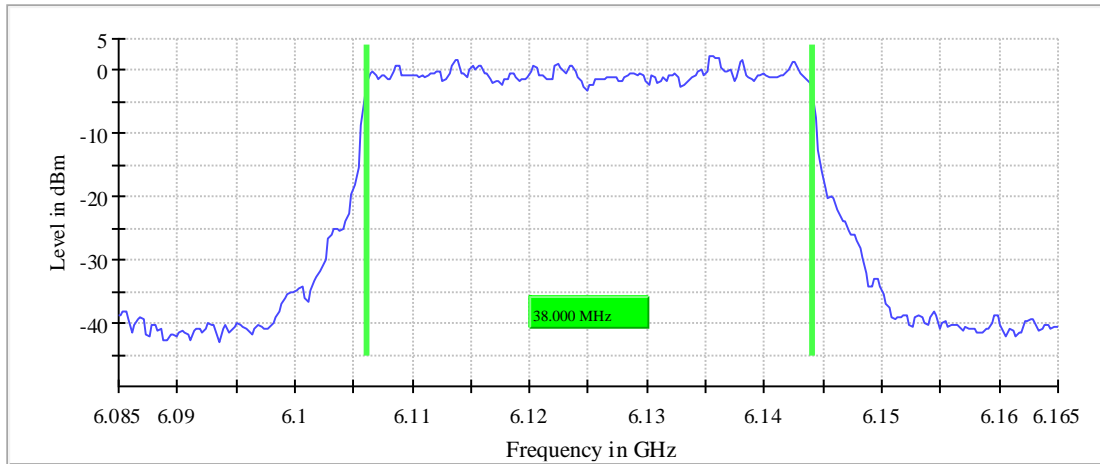
### 99 % Bandwidth

DUT Frequency (MHz)	Bandwidth (MHz)	Limit Min (MHz)	Limit Max (MHz)	Band Edge Left (MHz)	Limit Min BE L (MHz)
6125.000000	38.000000	---	320.000000	6106.125000	5925.000000

(continuation of the "99 % Bandwidth" table from column 6 ...)

DUT Frequency (MHz)	Band Edge Right (MHz)	Limit Max BE R (MHz)	Result
6125.000000	6144.125000	7125.000000	PASS

99 % Bandwidth



Bandwidth



Date: 29.AUG.2023 04:19:41

## Emission Bandwidth 26 dB (6205 MHz; 24.000 dBm; 40 MHz)

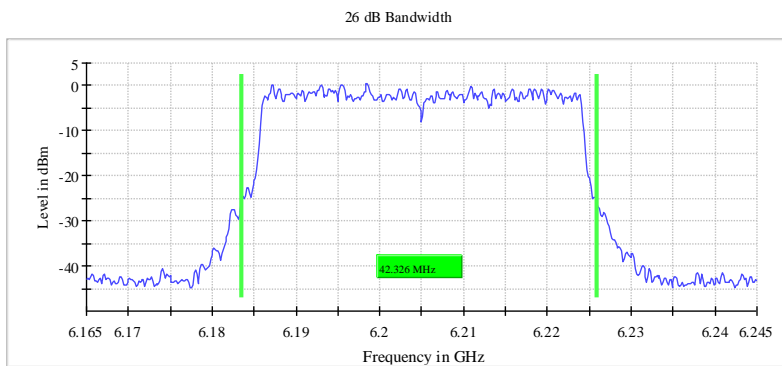
Customized settings.

### 26 dB Bandwidth

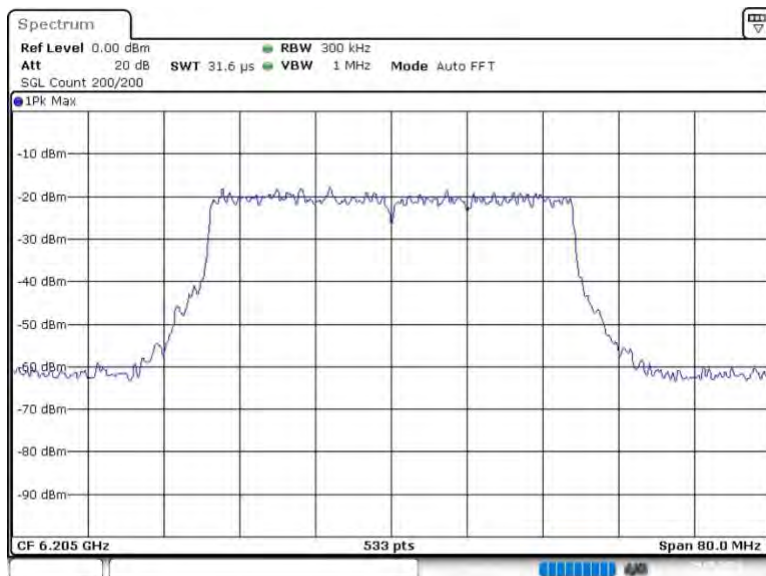
DUT Frequency (MHz)	Bandwidth (MHz)	Limit Min (MHz)	Limit Max (MHz)	Band Edge Left (MHz)	Limit Min BE L
6205.000000	42.326454	---	320.000000	6183.536585	---

(continuation of the "26 dB Bandwidth" table from column 6 ...)

DUT Frequency (MHz)	Band Edge Right (MHz)	Limit Max BE R (MHz)	Max Level (dBm)	Result
6205.000000	6225.863039	---	0.6	PASS



### Bandwidth



Date: 29.AUG.2023 04:20:14

## In-Band Emissions (6205 MHz; 24.000 dBm; 40 MHz)

Customized settings.

### Result

DUT Frequency (MHz)	Result
6205.000000	PASS

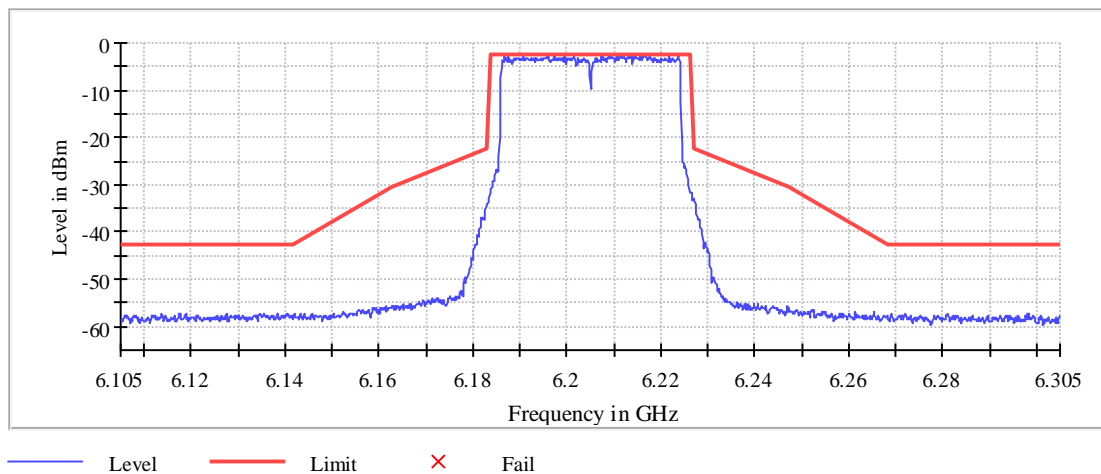
### Inband Peak

Frequency (MHz)	Level (dBm)
6197.348087	-2.5

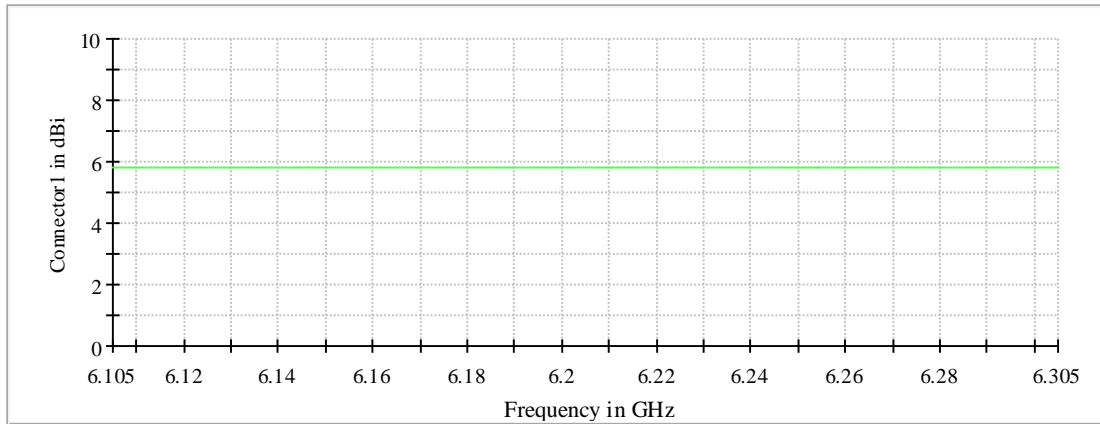
### Measurements

Frequency (MHz)	Level (dBm)	Margin (dB)	Limit (dBm)	Result
6197.348087	-2.5	0.0	-2.5	PASS
6217.753188	-2.5	0.0	-2.5	PASS
6216.702926	-2.5	0.0	-2.5	PASS
6209.501125	-2.6	0.1	-2.5	PASS
6215.802701	-2.6	0.1	-2.5	PASS
6212.051763	-2.6	0.1	-2.5	PASS
6223.754689	-2.6	0.1	-2.5	PASS
6210.851463	-2.6	0.1	-2.5	PASS
6216.552888	-2.7	0.2	-2.5	PASS
6195.997749	-2.7	0.2	-2.5	PASS
6186.845461	-2.7	0.2	-2.5	PASS
6211.301575	-2.8	0.3	-2.5	PASS
6210.701425	-2.8	0.3	-2.5	PASS
6217.603151	-2.8	0.3	-2.5	PASS
6197.198050	-2.8	0.3	-2.5	PASS

In Band

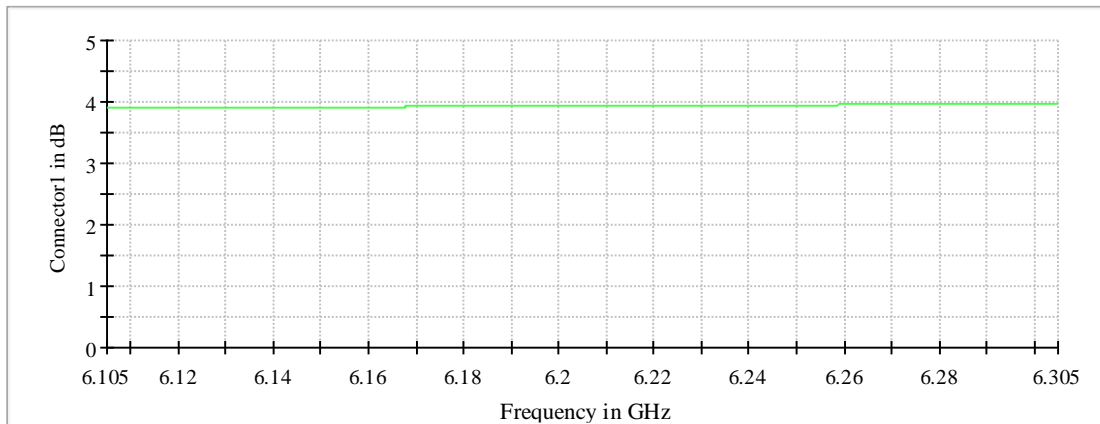


Gain



Connector1

Attenuation



Connector1

**Occupied Channel Bandwidth 99% (6205 MHz; 24.000 dBm; 40 MHz)**

Customized settings.

**99 % Bandwidth**

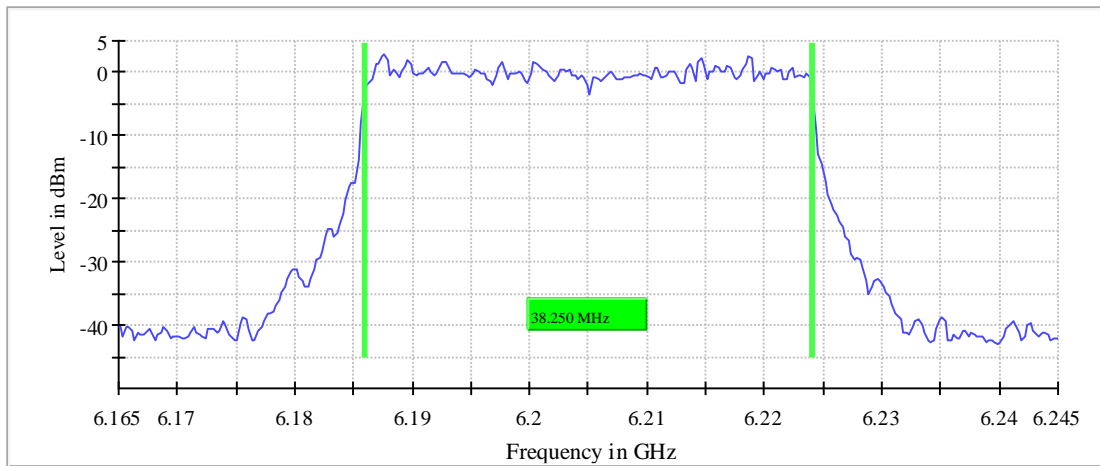
DUT Frequency (MHz)	Bandwidth (MHz)	Limit Min (MHz)	Limit Max (MHz)	Band Edge Left (MHz)	Limit Min BE L (MHz)
6205.000000	38.250000	---	320.000000	6185.875000	5925.000000

(continuation of the "99 % Bandwidth" table from column 6 ...)

DUT Frequency (MHz)	Band Edge Right (MHz)	Limit Max BE R (MHz)	Result
6205.000000	6224.125000	7125.000000	PASS



99 % Bandwidth



Bandwidth



Date: 29.AUG.2023 04:21:09

## Emission Bandwidth 26 dB (6405 MHz; 24.000 dBm; 40 MHz)

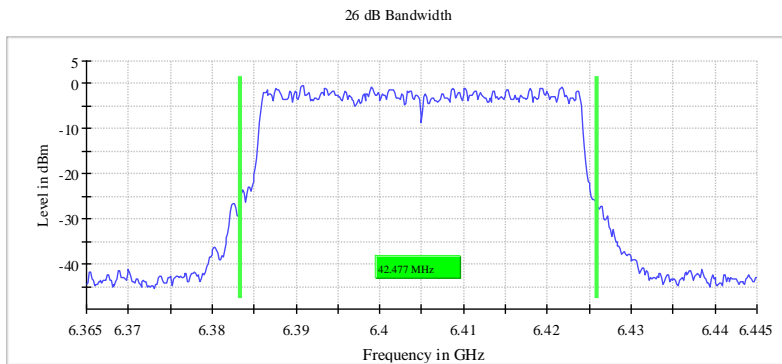
Customized settings.

### 26 dB Bandwidth

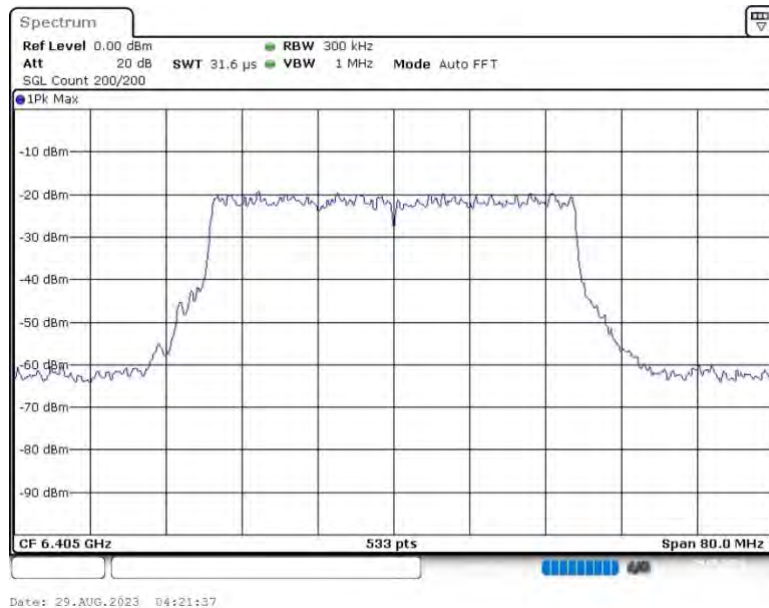
DUT Frequency (MHz)	Bandwidth (MHz)	Limit Min (MHz)	Limit Max (MHz)	Band Edge Left (MHz)	Limit Min BE L
6405.000000	42.476547	---	320.000000	6383.386492	---

(continuation of the "26 dB Bandwidth" table from column 6 ...)

DUT Frequency (MHz)	Band Edge Right (MHz)	Limit Max BE R (MHz)	Max Level (dBm)	Result
6405.000000	6425.863039	---	-0.4	PASS



### Bandwidth



## In-Band Emissions (6405 MHz; 24.000 dBm; 40 MHz)

Customized settings.

### Result

DUT Frequency (MHz)	Result
6405.000000	PASS

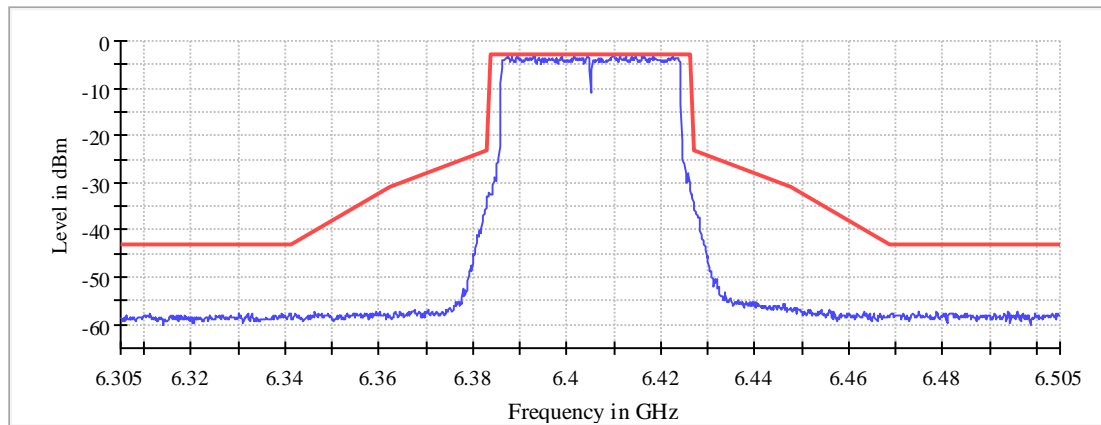
### Inband Peak

Frequency (MHz)	Level (dBm)
6409.951238	-3.0

### Measurements

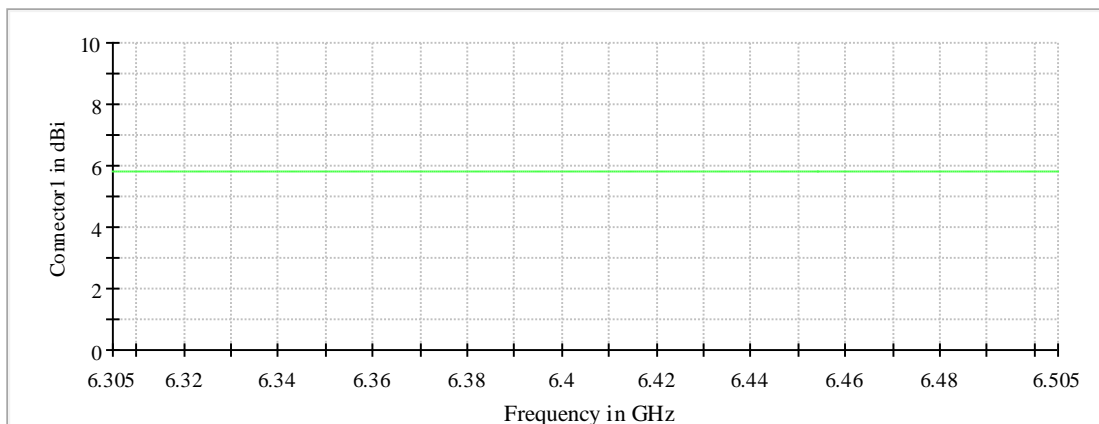
Frequency (MHz)	Level (dBm)	Margin (dB)	Limit (dBm)	Result
6409.951238	-3.0	0.0	-3.0	PASS
6401.699175	-3.1	0.1	-3.0	PASS
6416.102776	-3.1	0.1	-3.0	PASS
6398.998500	-3.1	0.2	-3.0	PASS
6398.848462	-3.2	0.2	-3.0	PASS
6404.549887	-3.2	0.2	-3.0	PASS
6418.353338	-3.2	0.2	-3.0	PASS
6409.651163	-3.2	0.3	-3.0	PASS
6392.996999	-3.2	0.3	-3.0	PASS
6422.554389	-3.2	0.3	-3.0	PASS
6416.402851	-3.2	0.3	-3.0	PASS
6411.301575	-3.2	0.3	-3.0	PASS
6404.249812	-3.2	0.3	-3.0	PASS
6415.952738	-3.3	0.3	-3.0	PASS
6410.101275	-3.3	0.3	-3.0	PASS

In Band



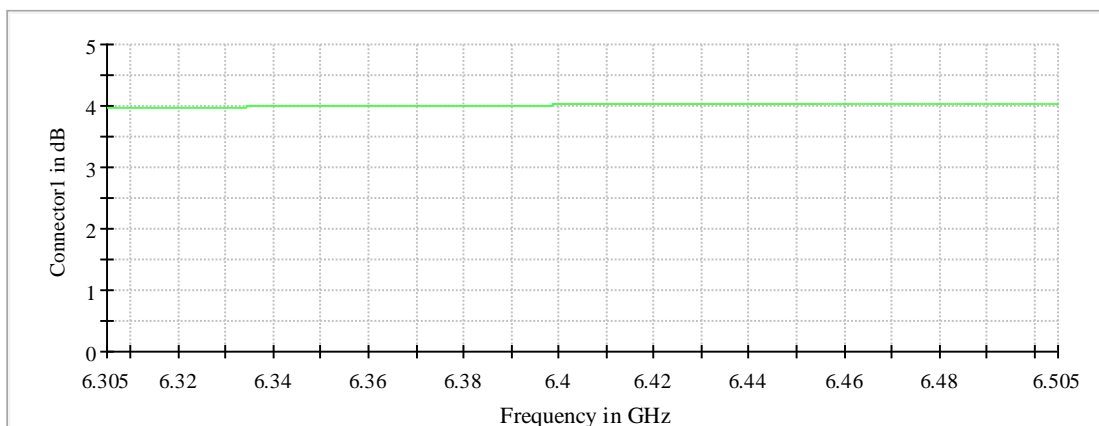
— Level — Limit × Fail

Gain



Connector1

Attenuation



Connector1

## Occupied Channel Bandwidth 99% (6405 MHz; 24.000 dBm; 40 MHz)

Customized settings.

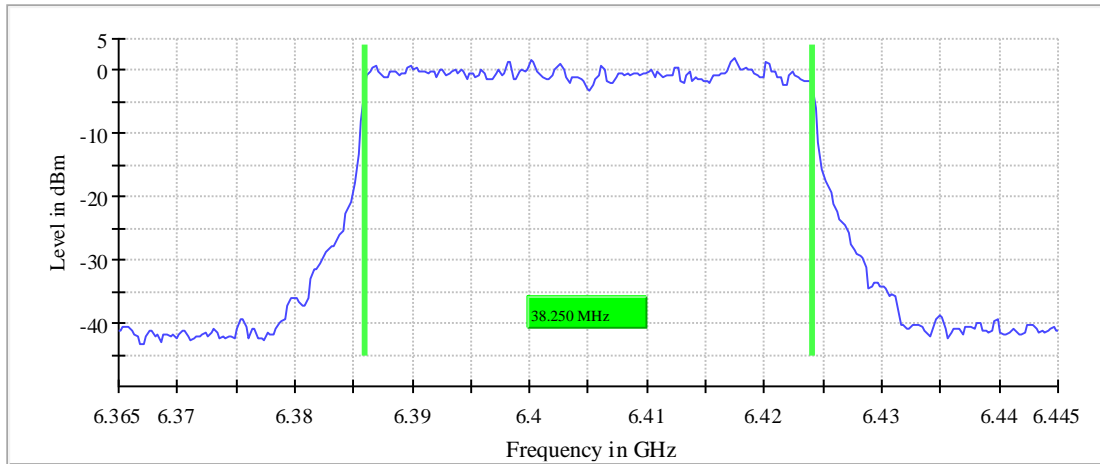
### 99 % Bandwidth

DUT Frequency (MHz)	Bandwidth (MHz)	Limit Min (MHz)	Limit Max (MHz)	Band Edge Left (MHz)	Limit Min BE L (MHz)
6405.000000	38.250000	---	320.000000	6385.875000	5925.000000

(continuation of the "99 % Bandwidth" table from column 6 ...)

DUT Frequency (MHz)	Band Edge Right (MHz)	Limit Max BE R (MHz)	Result
6405.000000	6424.125000	7125.000000	PASS

99 % Bandwidth



Bandwidth



Date: 29.AUG.2023 04:22:29

## Emission Bandwidth 26 dB (6145 MHz; 24.000 dBm; 80 MHz)

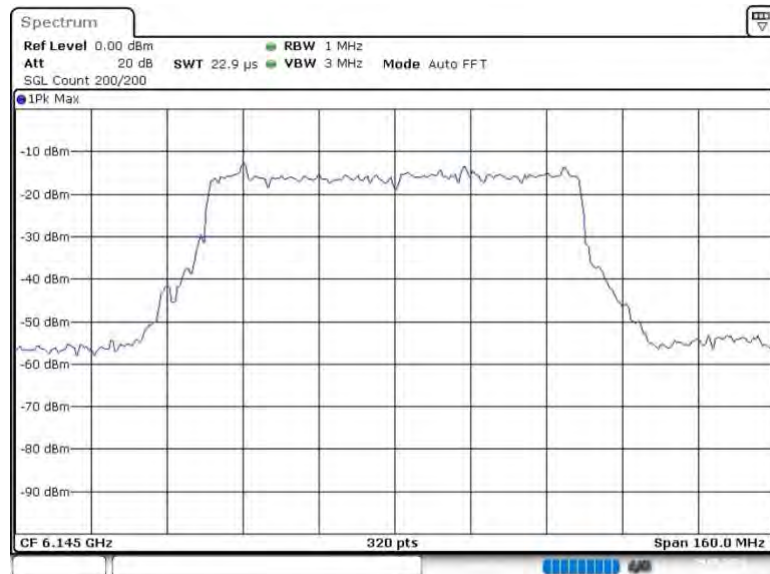
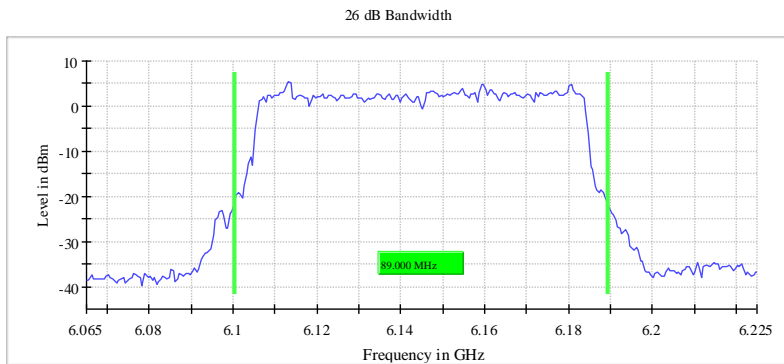
Customized settings.

### 26 dB Bandwidth

DUT Frequency (MHz)	Bandwidth (MHz)	Limit Min (MHz)	Limit Max (MHz)	Band Edge Left (MHz)	Limit Min BE L
6145.000000	89.000000	---	320.000000	6100.250000	---

(continuation of the "26 dB Bandwidth" table from column 6 ...)

DUT Frequency (MHz)	Band Edge Right (MHz)	Limit Max BE R (MHz)	Max Level (dBm)	Result
6145.000000	6189.250000	---	5.6	PASS



Bandwidth Date: 29.AUG.2023 04:23:10

## In-Band Emissions (6145 MHz; 24.000 dBm; 80 MHz)

Customized settings.

### Result

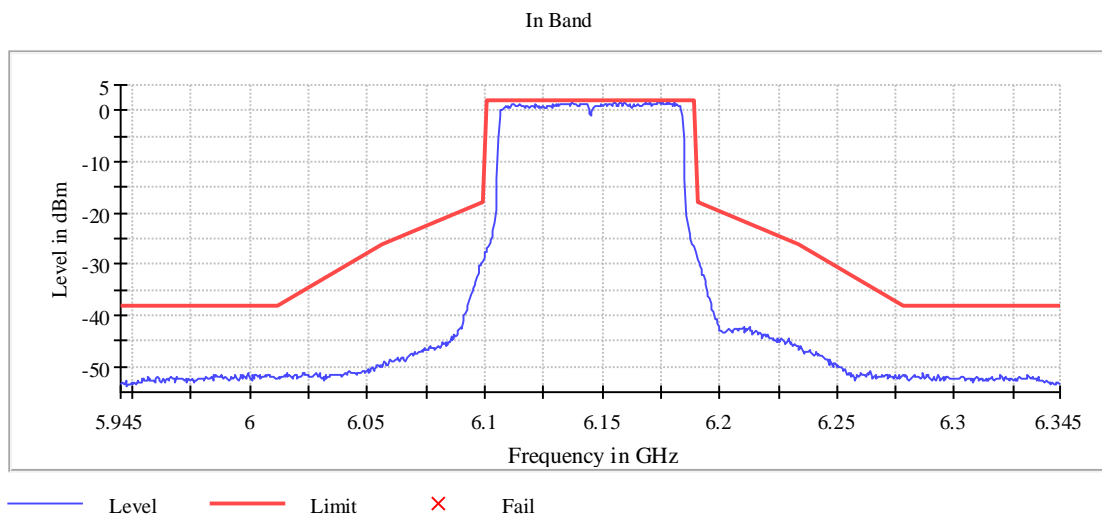
DUT Frequency (MHz)	Result
6145.000000	PASS

### Inband Peak

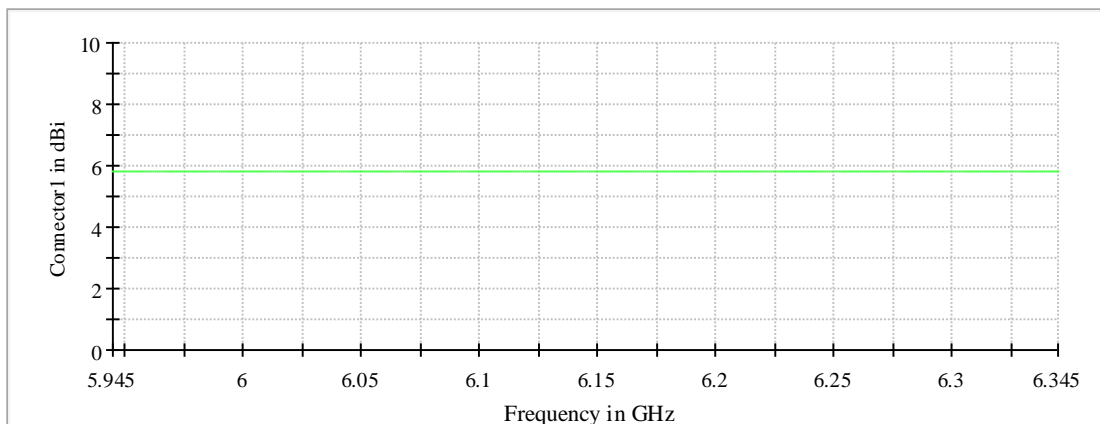
Frequency (MHz)	Level (dBm)
6175.750000	2.1

### Measurements

Frequency (MHz)	Level (dBm)	Margin (dB)	Limit (dBm)	Result
6175.250000	1.9	0.2	2.1	PASS
6173.750000	1.8	0.3	2.1	PASS
6159.250000	1.7	0.4	2.1	PASS
6180.750000	1.6	0.4	2.1	PASS
6137.250000	1.6	0.4	2.1	PASS
6170.250000	1.6	0.5	2.1	PASS
6168.750000	1.6	0.5	2.1	PASS
6177.750000	1.6	0.5	2.1	PASS
6155.250000	1.5	0.6	2.1	PASS
6178.750000	1.5	0.6	2.1	PASS
6174.250000	1.5	0.6	2.1	PASS
6159.750000	1.5	0.6	2.1	PASS
6157.750000	1.4	0.6	2.1	PASS
6160.250000	1.4	0.6	2.1	PASS
6115.250000	1.4	0.6	2.1	PASS

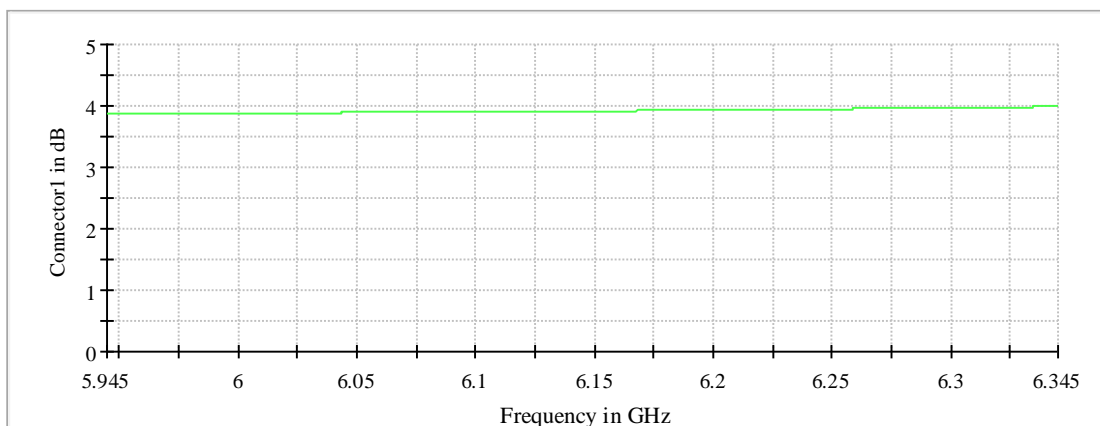


Gain



Connector1

Attenuation



Connector1

### Occupied Channel Bandwidth 99% (6145 MHz; 24.000 dBm; 80 MHz)

Customized settings.

### 99 % Bandwidth

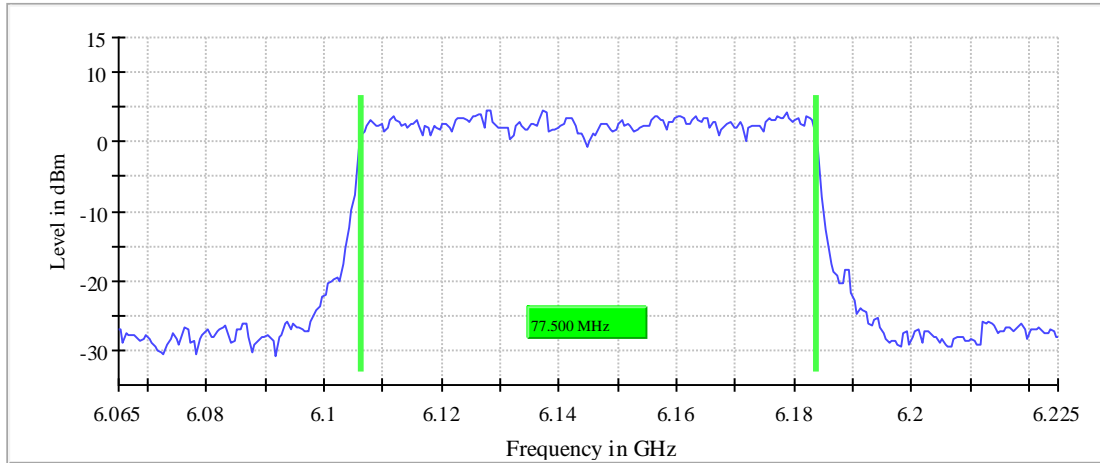
DUT Frequency (MHz)	Bandwidth (MHz)	Limit Min (MHz)	Limit Max (MHz)	Band Edge Left (MHz)	Limit Min BE L (MHz)
6145.000000	77.500000	---	320.000000	6106.250000	5925.000000

(continuation of the "99 % Bandwidth" table from column 6 ...)

DUT Frequency (MHz)	Band Edge Right (MHz)	Limit Max BE R (MHz)	Result
6145.000000	6183.750000	7125.000000	PASS



99 % Bandwidth



Bandwidth



Date: 29.AUG.2023 04:24:08

## Emission Bandwidth 26 dB (6225 MHz; 24.000 dBm; 80 MHz)

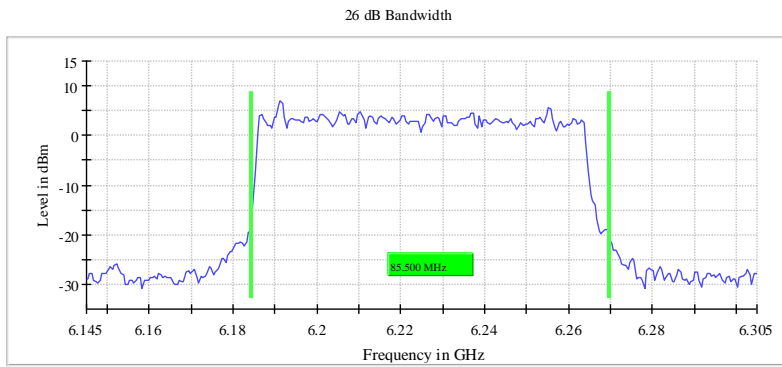
Customized settings.

### 26 dB Bandwidth

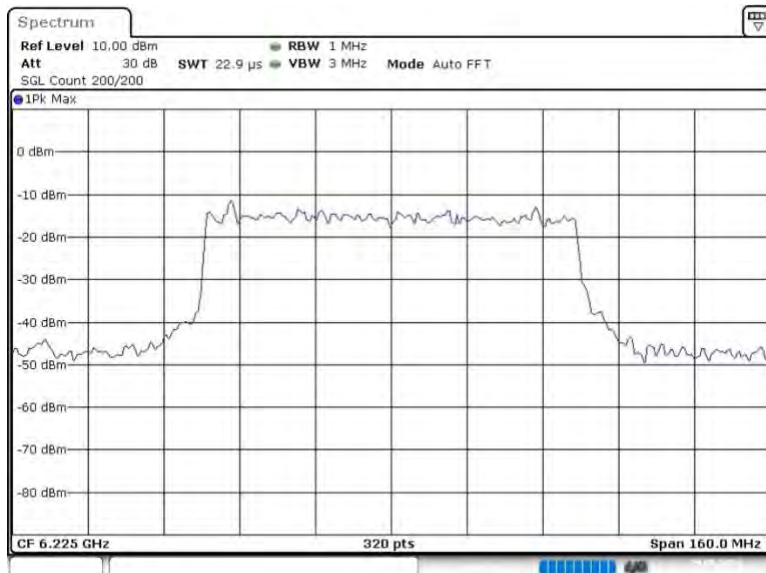
DUT Frequency (MHz)	Bandwidth (MHz)	Limit Min (MHz)	Limit Max (MHz)	Band Edge Left (MHz)	Limit Min BE L
6225.000000	85.500000	---	320.000000	6184.250000	---

(continuation of the "26 dB Bandwidth" table from column 6 ...)

DUT Frequency (MHz)	Band Edge Right (MHz)	Limit Max BE R (MHz)	Max Level (dBm)	Result
6225.000000	6269.750000	---	6.9	PASS



### Bandwidth



Date: 29.AUG.2023 04:24:31

## In-Band Emissions (6225 MHz; 24.000 dBm; 80 MHz)

Customized settings.

### Result

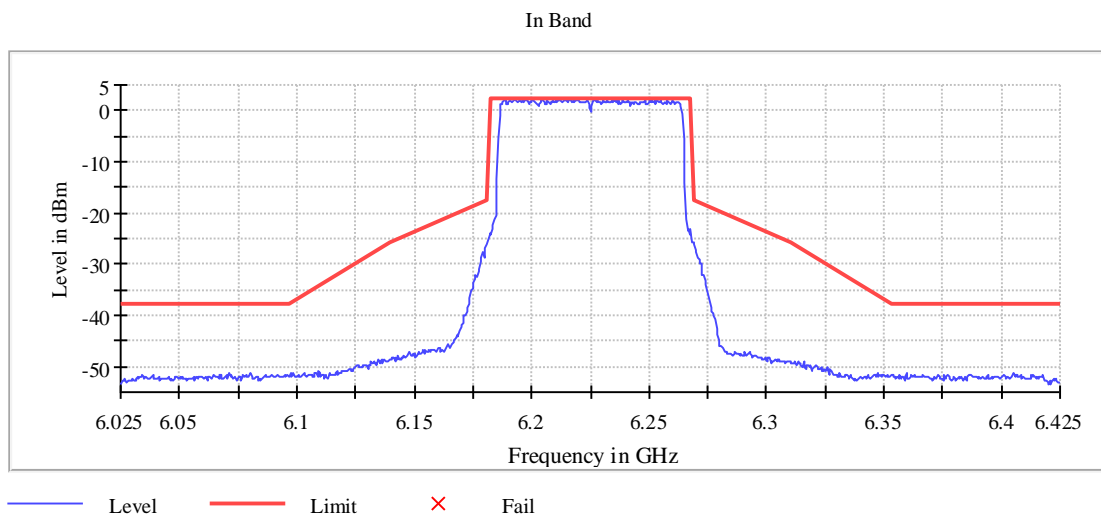
DUT Frequency (MHz)	Result
6225.000000	PASS

### Inband Peak

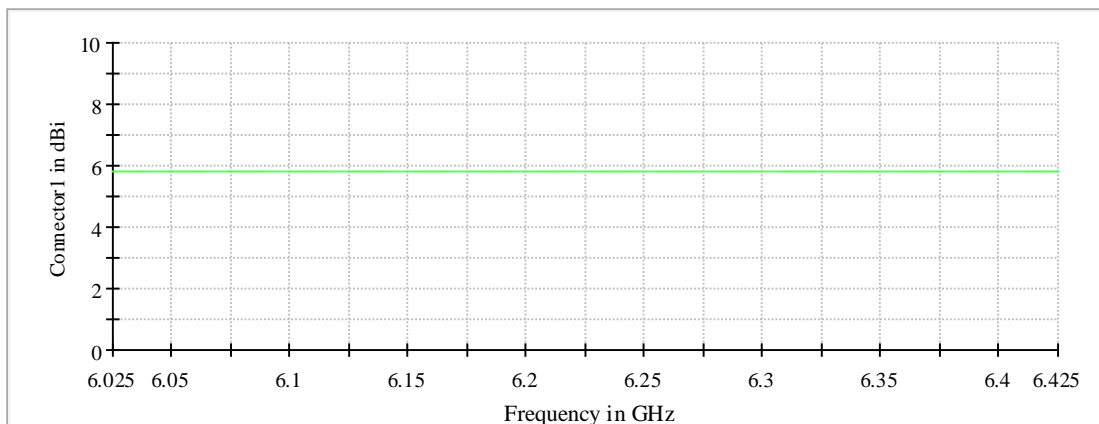
Frequency (MHz)	Level (dBm)
6196.250000	2.4

### Measurements

Frequency (MHz)	Level (dBm)	Margin (dB)	Limit (dBm)	Result
6197.250000	2.2	0.1	2.4	PASS
6192.750000	2.2	0.2	2.4	PASS
6219.750000	2.2	0.2	2.4	PASS
6216.750000	2.2	0.2	2.4	PASS
6200.750000	2.2	0.2	2.4	PASS
6226.250000	2.1	0.2	2.4	PASS
6204.750000	2.1	0.3	2.4	PASS
6200.250000	2.1	0.3	2.4	PASS
6211.250000	2.1	0.3	2.4	PASS
6259.750000	2.1	0.3	2.4	PASS
6248.250000	2.1	0.3	2.4	PASS
6218.750000	2.1	0.3	2.4	PASS
6188.250000	2.1	0.3	2.4	PASS
6227.250000	2.1	0.3	2.4	PASS
6212.250000	2.1	0.3	2.4	PASS

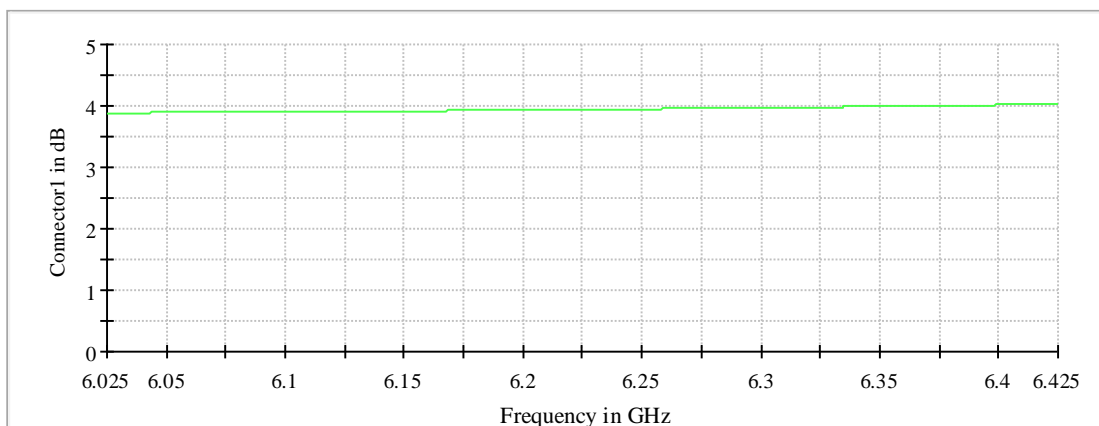


Gain



Connector1

Attenuation



Connector1

### Occupied Channel Bandwidth 99% (6225 MHz; 24.000 dBm; 80 MHz)

Customized settings.

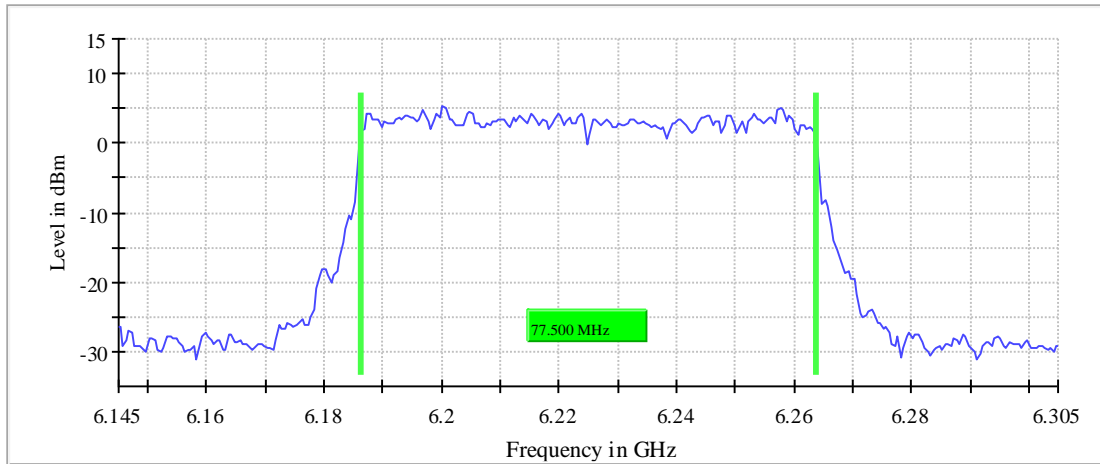
### 99 % Bandwidth

DUT Frequency (MHz)	Bandwidth (MHz)	Limit Min (MHz)	Limit Max (MHz)	Band Edge Left (MHz)	Limit Min BE L (MHz)
6225.000000	77.500000	---	320.000000	6186.250000	5925.000000

(continuation of the "99 % Bandwidth" table from column 6 ...)

DUT Frequency (MHz)	Band Edge Right (MHz)	Limit Max BE R (MHz)	Result
6225.000000	6263.750000	7125.000000	PASS

99 % Bandwidth



Bandwidth



Date: 29.AUG.2023 04:25:26

## Emission Bandwidth 26 dB (6385 MHz; 24.000 dBm; 80 MHz)

Customized settings.

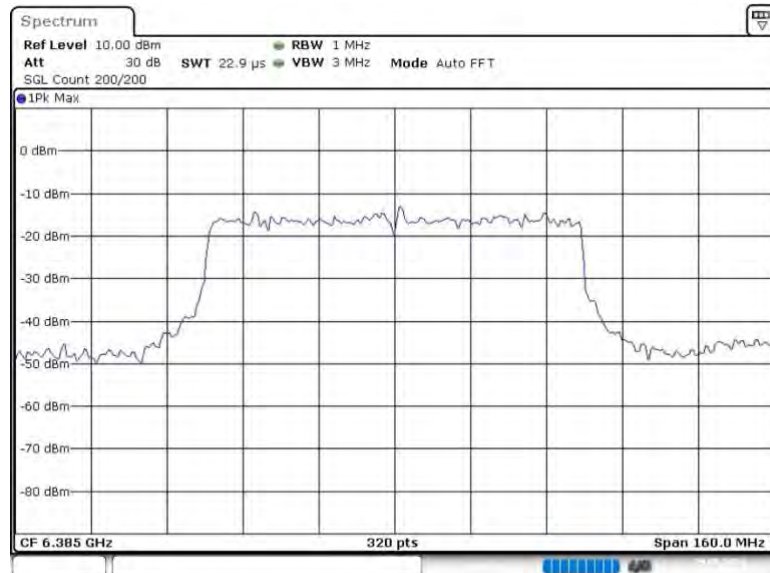
### 26 dB Bandwidth

DUT Frequency (MHz)	Bandwidth (MHz)	Limit Min (MHz)	Limit Max (MHz)	Band Edge Left (MHz)	Limit Min BE L
6385.000000	88.500000	---	320.000000	6340.250000	---

(continuation of the "26 dB Bandwidth" table from column 6 ...)

DUT Frequency (MHz)	Band Edge Right (MHz)	Limit Max BE R (MHz)	Max Level (dBm)	Result
6385.000000	6428.750000	---	5.8	PASS

26 dB Bandwidth



Bandwidth

Date: 29.AUG.2023 04:26:00

## In-Band Emissions (6385 MHz; 24.000 dBm; 80 MHz)

Customized settings.

### Result

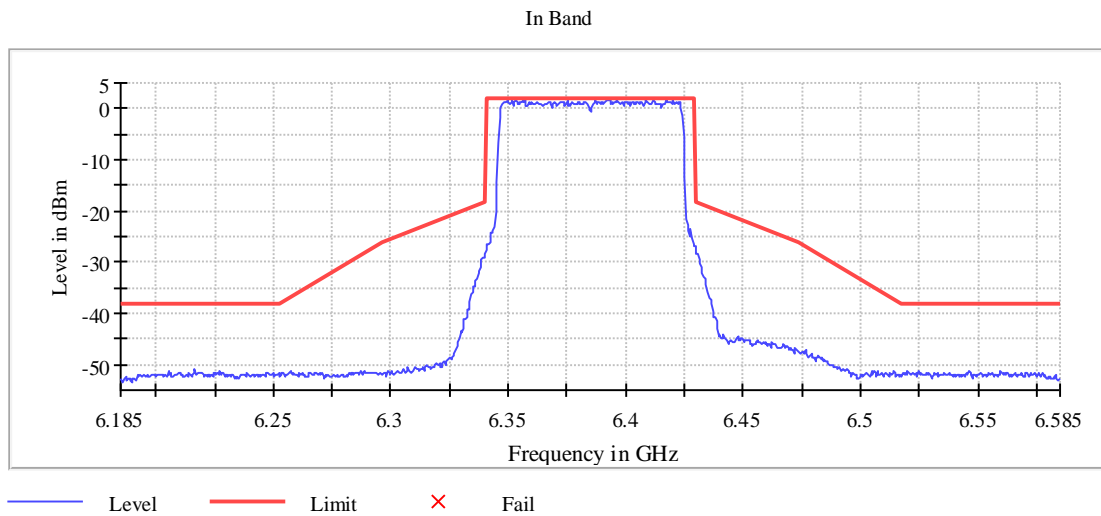
DUT Frequency (MHz)	Result
6385.000000	PASS

### Inband Peak

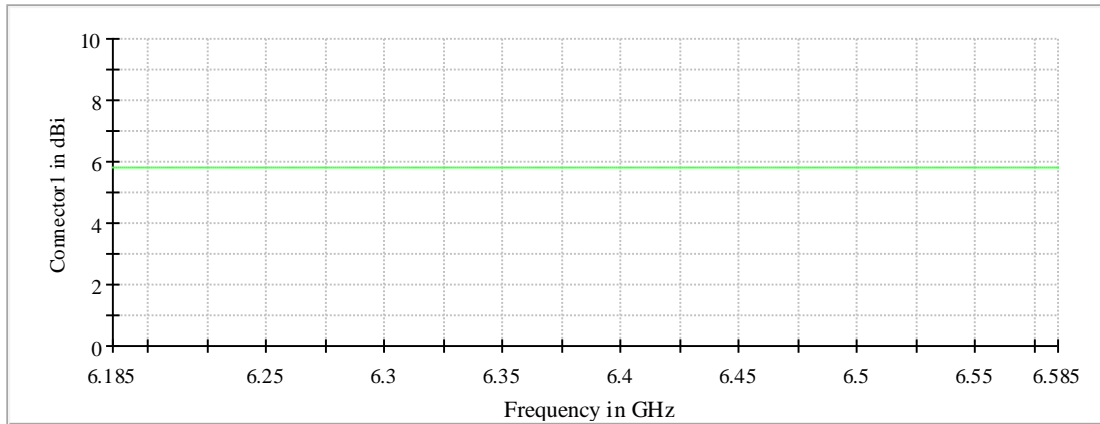
Frequency (MHz)	Level (dBm)
6417.250000	1.8

### Measurements

Frequency (MHz)	Level (dBm)	Margin (dB)	Limit (dBm)	Result
6387.250000	1.7	0.1	1.8	PASS
6356.250000	1.6	0.2	1.8	PASS
6392.250000	1.6	0.3	1.8	PASS
6411.750000	1.6	0.3	1.8	PASS
6408.750000	1.6	0.3	1.8	PASS
6353.250000	1.5	0.3	1.8	PASS
6396.250000	1.5	0.3	1.8	PASS
6392.750000	1.5	0.3	1.8	PASS
6391.750000	1.5	0.3	1.8	PASS
6351.750000	1.5	0.3	1.8	PASS
6357.250000	1.5	0.4	1.8	PASS
6393.250000	1.5	0.4	1.8	PASS
6375.250000	1.5	0.4	1.8	PASS
6420.250000	1.5	0.4	1.8	PASS
6349.750000	1.4	0.4	1.8	PASS

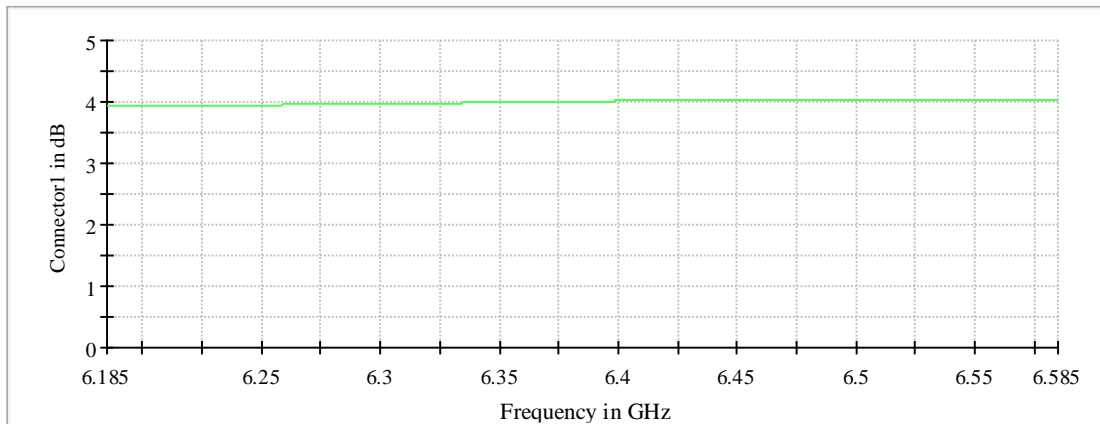


Gain



Connector1

Attenuation



Connector1

**Occupied Channel Bandwidth 99% (6385 MHz; 24.000 dBm; 80 MHz)**

Customized settings.

**99 % Bandwidth**

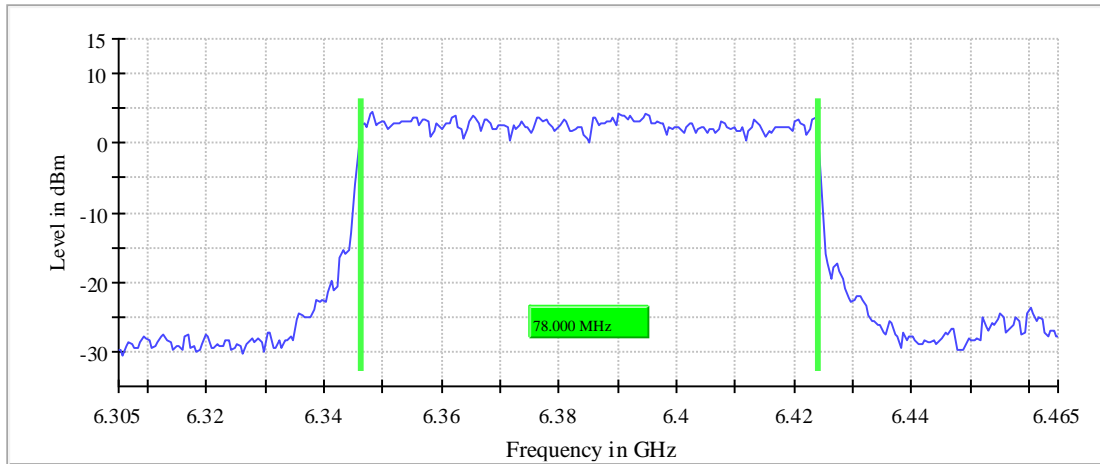
DUT Frequency (MHz)	Bandwidth (MHz)	Limit Min (MHz)	Limit Max (MHz)	Band Edge Left (MHz)	Limit Min BE L (MHz)
6385.000000	78.000000	---	320.000000	6346.250000	5925.000000

(continuation of the "99 % Bandwidth" table from column 6 ...)

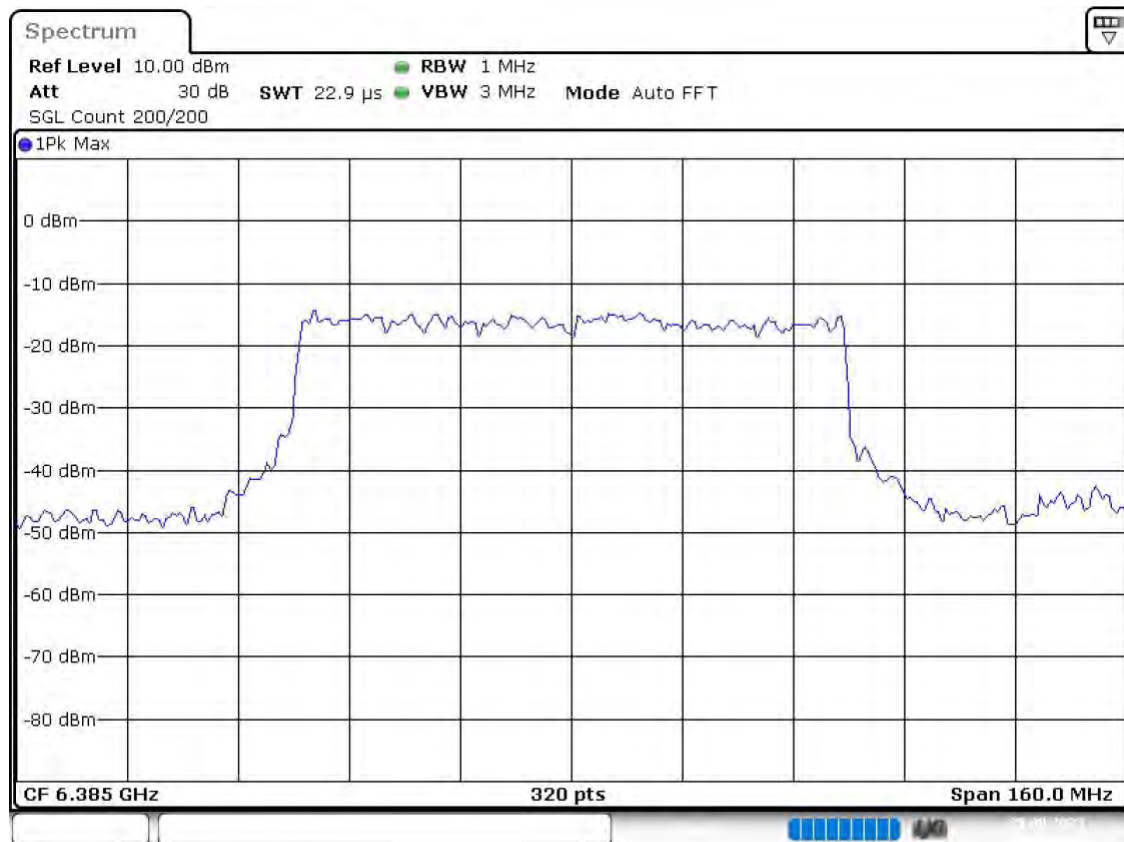
DUT Frequency (MHz)	Band Edge Right (MHz)	Limit Max BE R (MHz)	Result
6385.000000	6424.250000	7125.000000	PASS



99 % Bandwidth



Bandwidth



Date: 29.AUG.2023 04:26:55

## Emission Bandwidth 26 dB (6185 MHz; 24.000 dBm; 160 MHz)

Customized settings.

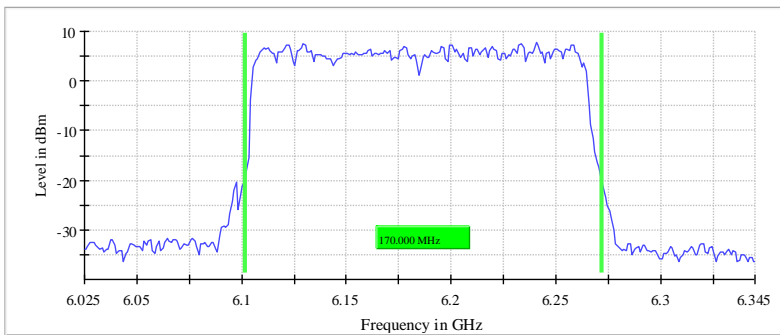
### 26 dB Bandwidth

DUT Frequency (MHz)	Bandwidth (MHz)	Limit Min (MHz)	Limit Max (MHz)	Band Edge Left (MHz)	Limit Min BE L
6185.000000	170.000000	---	320.000000	6101.500000	---

(continuation of the "26 dB Bandwidth" table from column 6 ...)

DUT Frequency (MHz)	Band Edge Right (MHz)	Limit Max BE R (MHz)	Max Level (dBm)	Result
6185.000000	6271.500000	---	7.7	PASS

26 dB Bandwidth



Bandwidth Date: 29.AUG.2023 04:27:28

## In-Band Emissions (6185 MHz; 24.000 dBm; 160 MHz)

Customized settings.

### Result

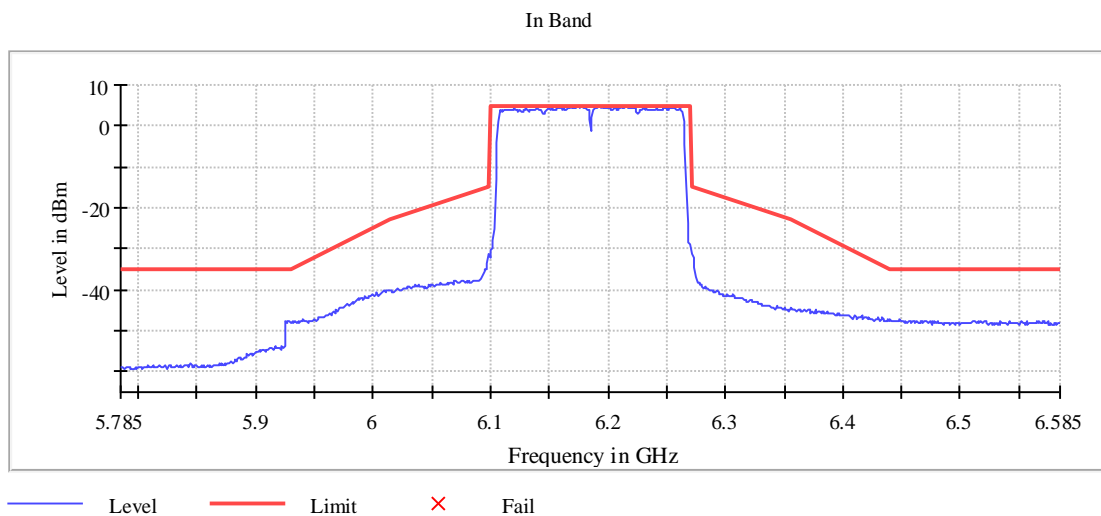
DUT Frequency (MHz)	Result
6185.000000	PASS

### Inband Peak

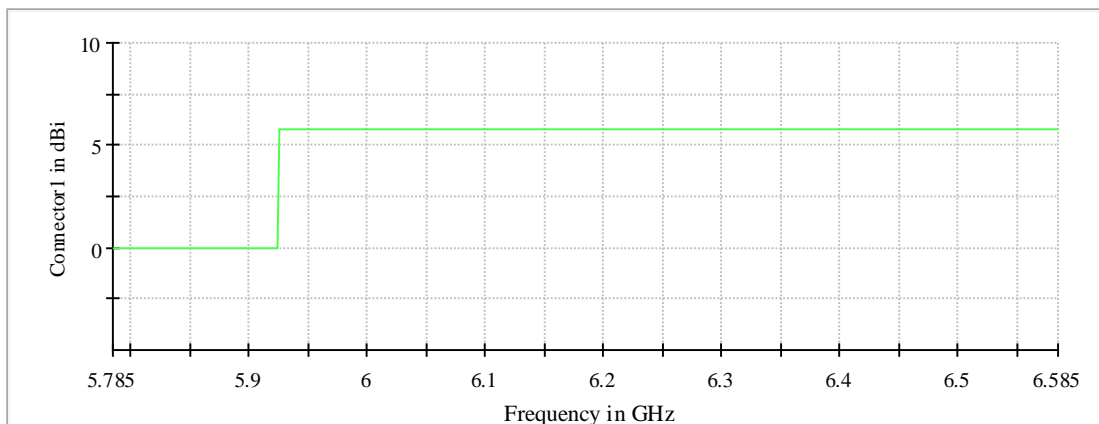
Frequency (MHz)	Level (dBm)
6175.500000	5.0

### Measurements

Frequency (MHz)	Level (dBm)	Margin (dB)	Limit (dBm)	Result
6173.500000	4.9	0.1	5.0	PASS
6193.500000	4.8	0.2	5.0	PASS
6211.500000	4.8	0.2	5.0	PASS
6177.500000	4.8	0.2	5.0	PASS
6195.500000	4.7	0.3	5.0	PASS
6174.500000	4.7	0.3	5.0	PASS
6215.500000	4.7	0.3	5.0	PASS
6168.500000	4.7	0.3	5.0	PASS
6192.500000	4.6	0.4	5.0	PASS
6178.500000	4.6	0.4	5.0	PASS
6169.500000	4.6	0.4	5.0	PASS
6172.500000	4.5	0.5	5.0	PASS
6189.500000	4.5	0.5	5.0	PASS
6194.500000	4.5	0.5	5.0	PASS
6179.500000	4.5	0.5	5.0	PASS

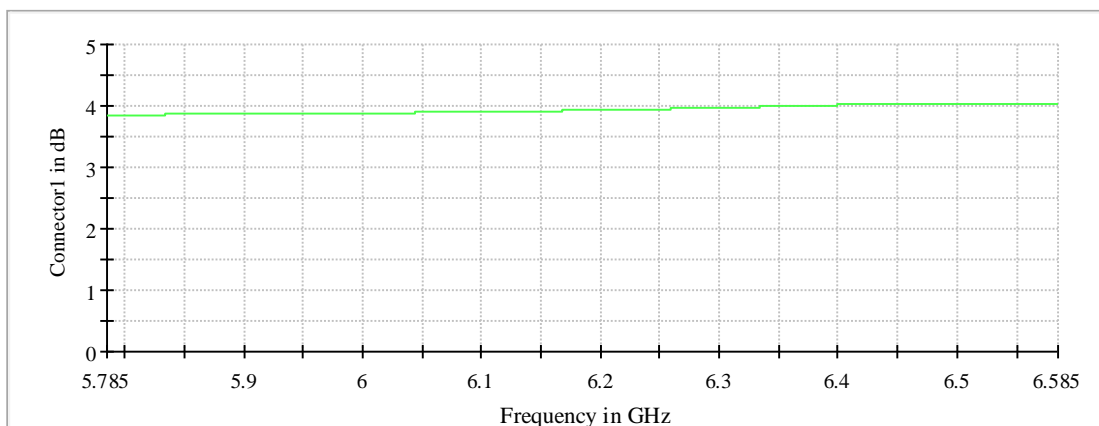


Gain



Connector1

Attenuation



Connector1

### Occupied Channel Bandwidth 99% (6185 MHz; 24.000 dBm; 160 MHz)

Customized settings.

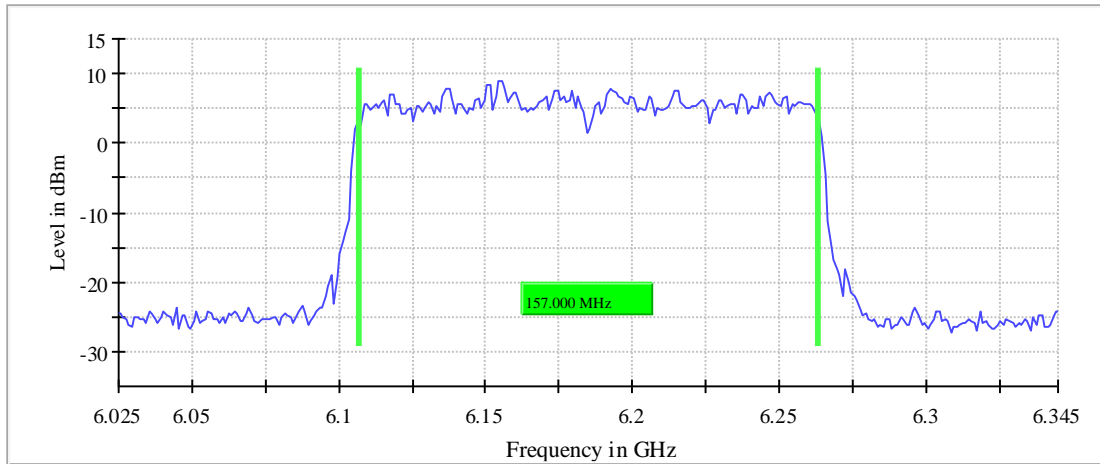
### 99 % Bandwidth

DUT Frequency (MHz)	Bandwidth (MHz)	Limit Min (MHz)	Limit Max (MHz)	Band Edge Left (MHz)	Limit Min BE L (MHz)
6185.000000	157.000000	---	320.000000	6106.500000	5925.000000

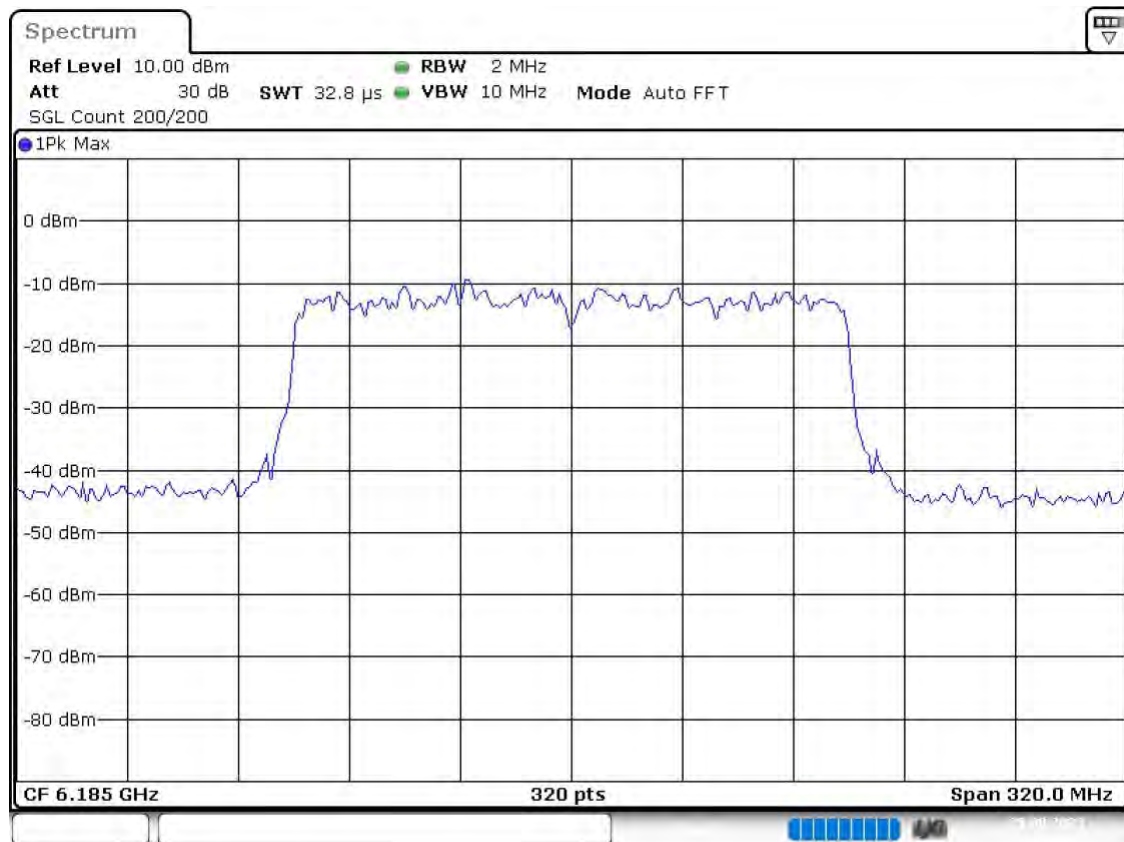
(continuation of the "99 % Bandwidth" table from column 6 ...)

DUT Frequency (MHz)	Band Edge Right (MHz)	Limit Max BE R (MHz)	Result
6185.000000	6263.500000	7125.000000	PASS

99 % Bandwidth



Bandwidth



Date: 29.AUG.2023 04:28:33

## Tx Spurious Emission (6185 MHz; 24.000 dBm; 160 MHz)

Customized settings.

### Result

DUT Frequency (MHz)	Result
6185.000000	PASS

### Final measurements

Frequency (MHz)	Level Pre Measurement (dBm)	level (dBm)	Limit (dBm)	Margin (dB)	Result
---	---	---	---	---	---

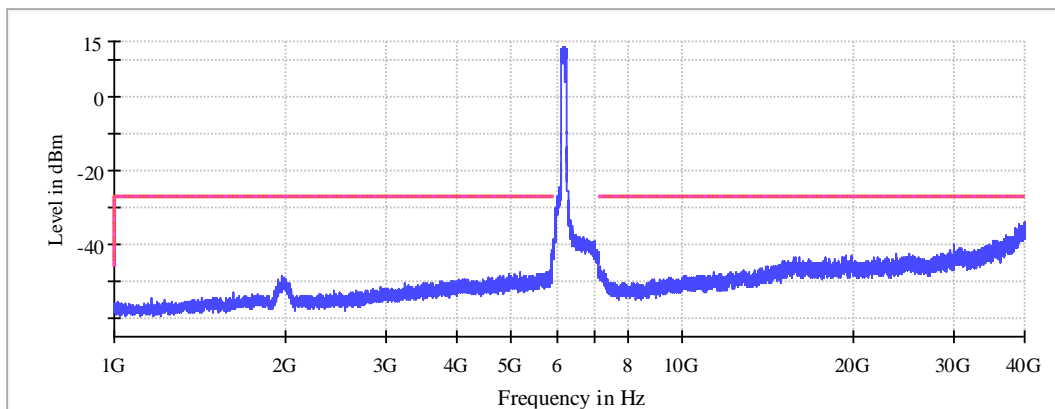
### Pre Measurements

Frequency (MHz)	Level (dBm)	Margin (dB)	Limit (dBm)
39986.750000	-33.9	6.9	-27.0
39947.750000	-34.2	7.2	-27.0
39110.750000	-34.5	7.5	-27.0
39999.750000	-34.8	7.8	-27.0
40000.000000	-34.8	7.8	-27.0
39914.250000	-34.9	7.9	-27.0
39371.750000	-34.9	7.9	-27.0
39383.250000	-34.9	7.9	-27.0
39967.750000	-34.9	7.9	-27.0
39994.750000	-35.0	8.0	-27.0
39968.750000	-35.0	8.0	-27.0
39823.250000	-35.1	8.1	-27.0
39595.250000	-35.1	8.1	-27.0
39995.250000	-35.1	8.1	-27.0
39969.250000	-35.2	8.2	-27.0

### Measurement Settings

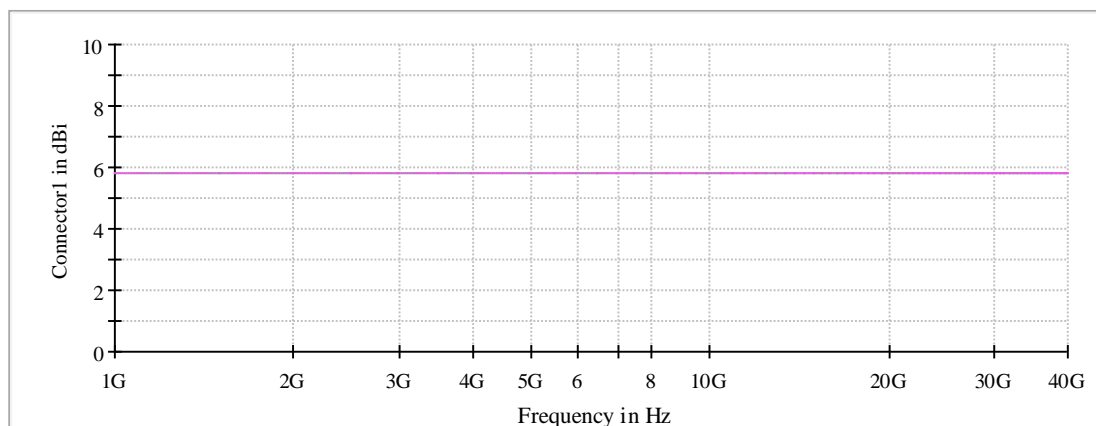
Start Frequency (MHz)	Stop Frequency (MHz)	Pre Measurement	Final Measurement
1000.000000	5925.000000	2	2
5925.000000	7125.000000	2	2
7125.000000	18000.000000	2	2
18000.000000	26000.000000	2	2
26000.000000	40000.000000	2	2

Spurious



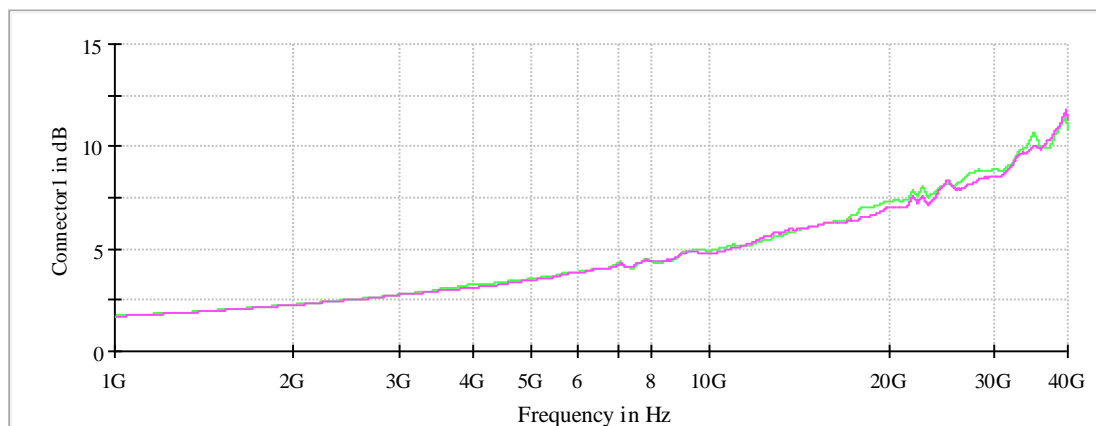
— Limit    - - - - Threshold    × Critical    × Final Critical    — Sum Level

Gain



— Connector1    — Connector2

Attenuation



— Connector1    — Connector2

## Emissions in restricted frequency bands (Average) (6185 MHz; 24.000 dBm; 160 MHz)

Customized settings.

### Result

DUT Frequency (MHz)	Result
6185.000000	PASS

### Final measurements

Frequency (MHz)	Level Pre Measurement (dBm)	level (dBm)	Limit (dBm)	Margin (dB)	Result
---	---	---	---	---	---

### Pre Measurements

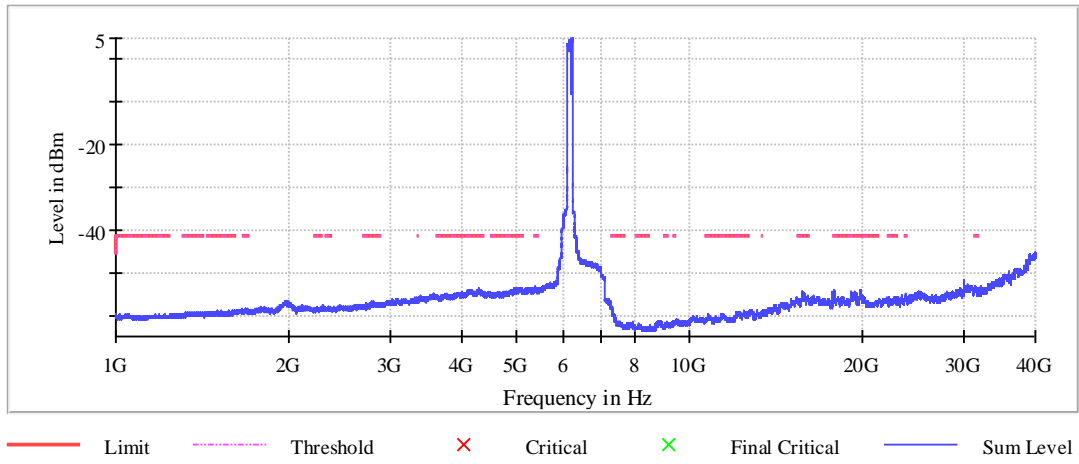
Frequency (MHz)	Level (dBm)	Margin (dB)	Limit (dBm)
36490.765914	-50.6	9.4	-41.2
36487.328521	-50.7	9.5	-41.2
36496.953220	-50.7	9.5	-41.2
36488.016000	-50.7	9.5	-41.2
36447.454767	-50.8	9.6	-41.2
36497.640699	-50.8	9.6	-41.2
36475.641386	-50.8	9.6	-41.2
36442.642417	-50.8	9.6	-41.2
36481.141214	-50.8	9.6	-41.2
36477.703822	-50.9	9.7	-41.2
36455.017031	-50.9	9.7	-41.2
36499.015656	-50.9	9.7	-41.2
36482.516171	-50.9	9.7	-41.2
36492.140871	-50.9	9.7	-41.2
36432.330240	-50.9	9.7	-41.2

### Measurement Settings

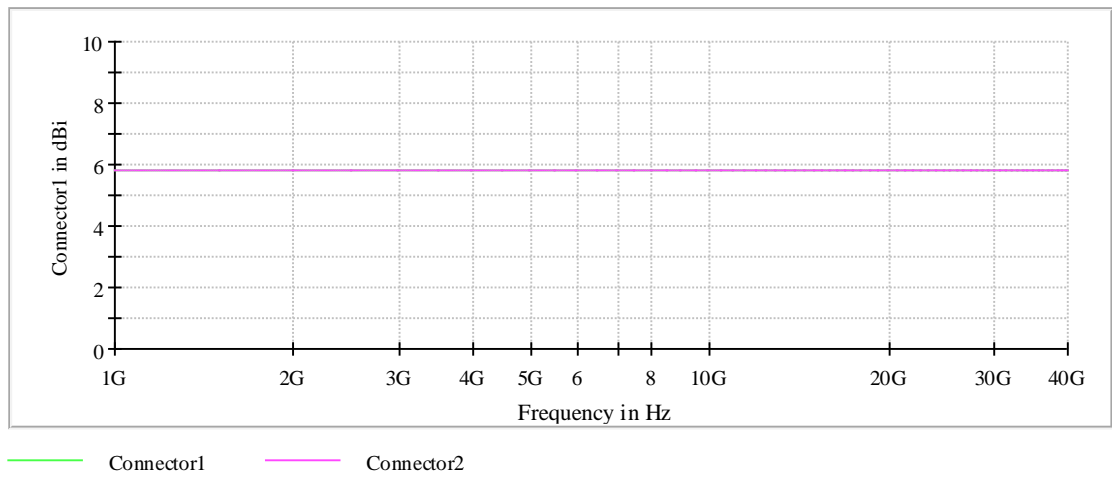
Start Frequency (MHz)	Stop Frequency (MHz)	Pre Measurement	Final Measurement
1000.000000	5925.000000	1	1
5925.000000	7125.000000	1	1
7125.000000	18000.000000	1	1
18000.000000	40000.000000	1	1



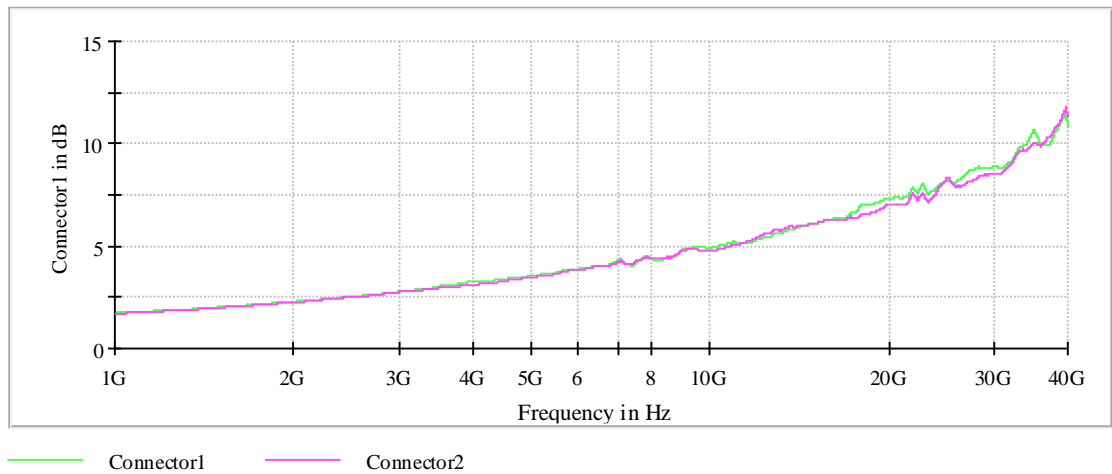
Restricted Band



Gain



Attenuation



## Emissions in restricted frequency bands (Peak) (6185 MHz; 24.000 dBm; 160 MHz)

Customized settings.

### Result

DUT Frequency (MHz)	Result
6185.000000	PASS

### Final measurements

Frequency (MHz)	Level Pre Measurement (dBm)	level (dBm)	Limit (dBm)	Margin (dB)	Result
---	---	---	---	---	---

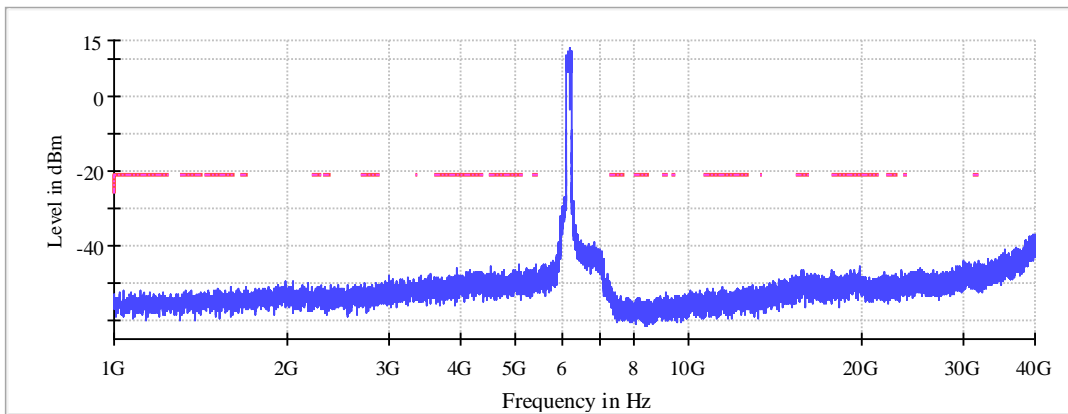
### Pre Measurements

Frequency (MHz)	Level (dBm)	Margin (dB)	Limit (dBm)
36489.390957	-41.6	20.4	-21.2
36462.579294	-43.3	22.1	-21.2
36487.328521	-43.3	22.1	-21.2
36499.703134	-43.3	22.1	-21.2
36443.329896	-43.4	22.2	-21.2
36479.078779	-43.5	22.3	-21.2
36496.265742	-43.5	22.3	-21.2
36485.953564	-43.7	22.5	-21.2
36439.892503	-43.7	22.5	-21.2
36471.516515	-43.8	22.6	-21.2
36450.892160	-43.8	22.6	-21.2
36470.141558	-43.9	22.7	-21.2
36488.703478	-43.9	22.7	-21.2
36494.203306	-44.0	22.8	-21.2
36476.328865	-44.1	22.9	-21.2

### Measurement Settings

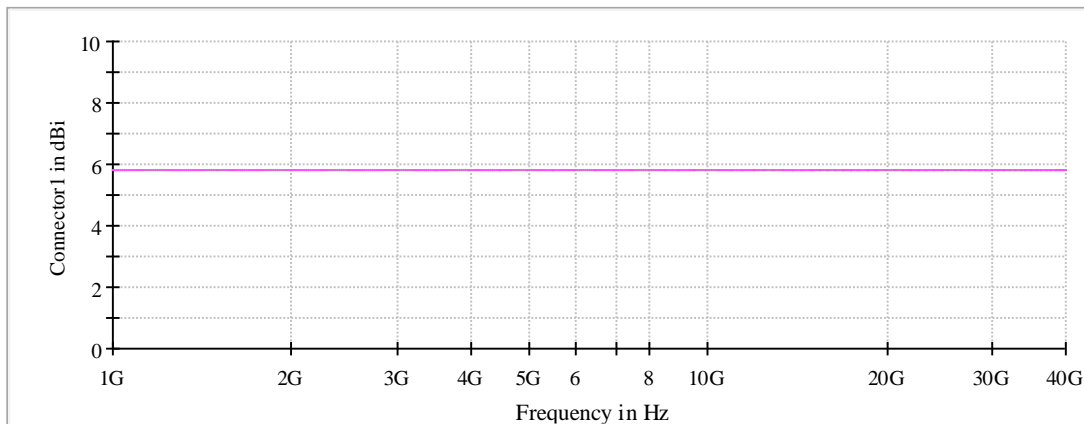
Start Frequency (MHz)	Stop Frequency (MHz)	Pre Measurement	Final Measurement
1000.000000	5925.000000	1	1
5925.000000	7125.000000	1	1
7125.000000	18000.000000	1	1
18000.000000	40000.000000	1	2

Restricted Band



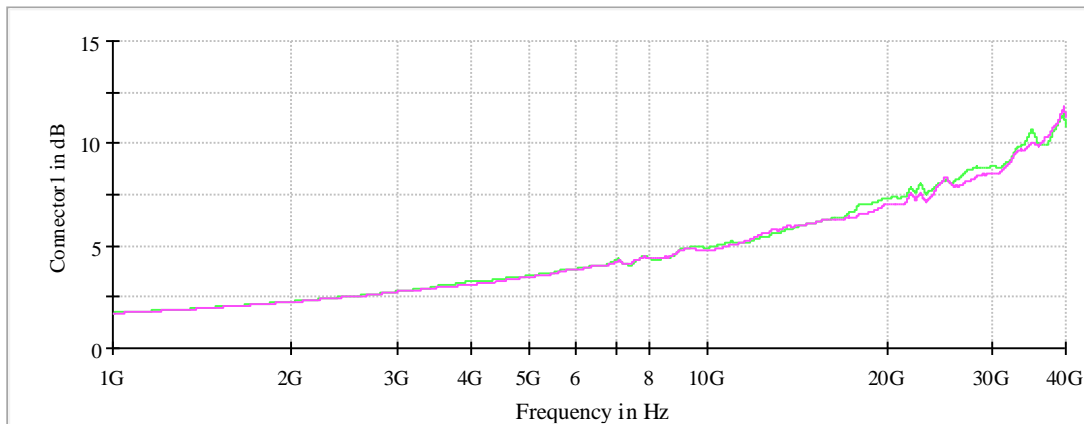
— Limit    - - - Threshold    × Critical    × Final Critical    — Sum Level

Gain



— Connector1    — Connector2

Attenuation



— Connector1    — Connector2

## Emission Bandwidth 26 dB (6325 MHz; 24.000 dBm; 160 MHz)

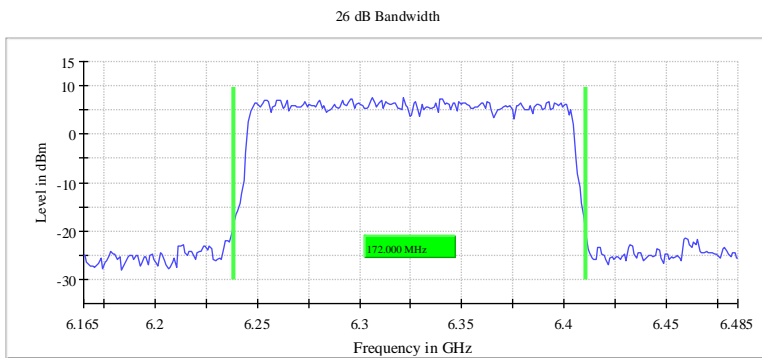
Customized settings.

### 26 dB Bandwidth

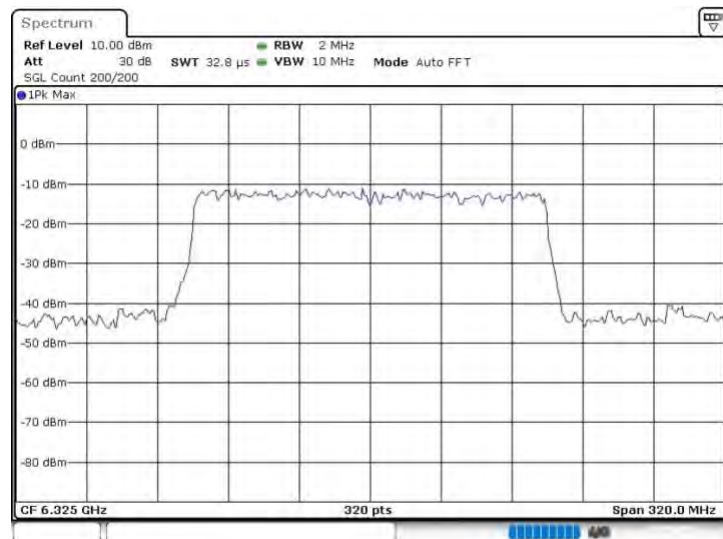
DUT Frequency (MHz)	Bandwidth (MHz)	Limit Min (MHz)	Limit Max (MHz)	Band Edge Left (MHz)	Limit Min BE L
6325.000000	172.000000	---	320.000000	6238.500000	---

(continuation of the "26 dB Bandwidth" table from column 6 ...)

DUT Frequency (MHz)	Band Edge Right (MHz)	Limit Max BE R (MHz)	Max Level (dBm)	Result
6325.000000	6410.500000	---	7.6	PASS



### Bandwidth



Date: 29.AUG.2023 04:38:17

## In-Band Emissions (6325 MHz; 24.000 dBm; 160 MHz)

Customized settings.

### Result

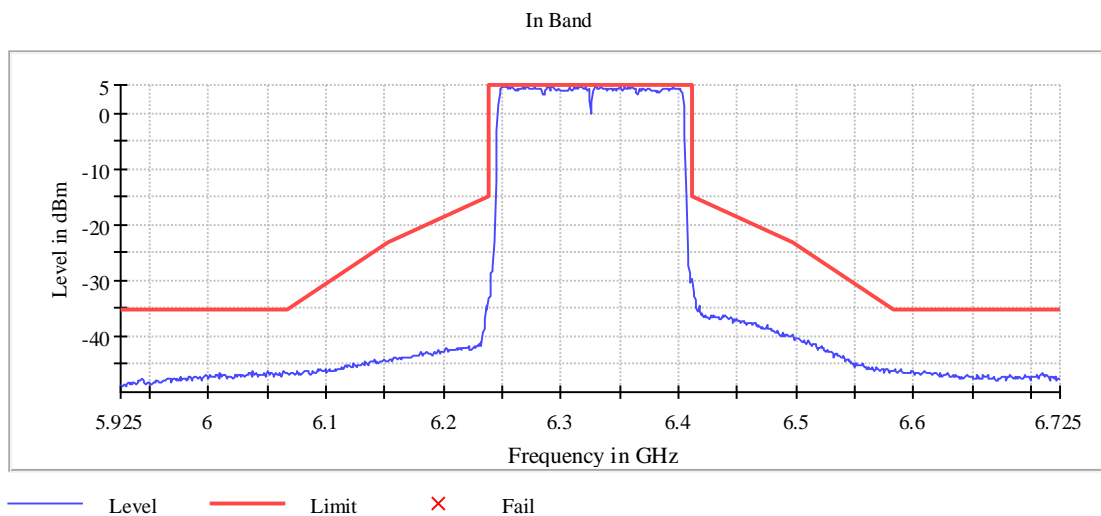
DUT Frequency (MHz)	Result
6325.000000	PASS

### Inband Peak

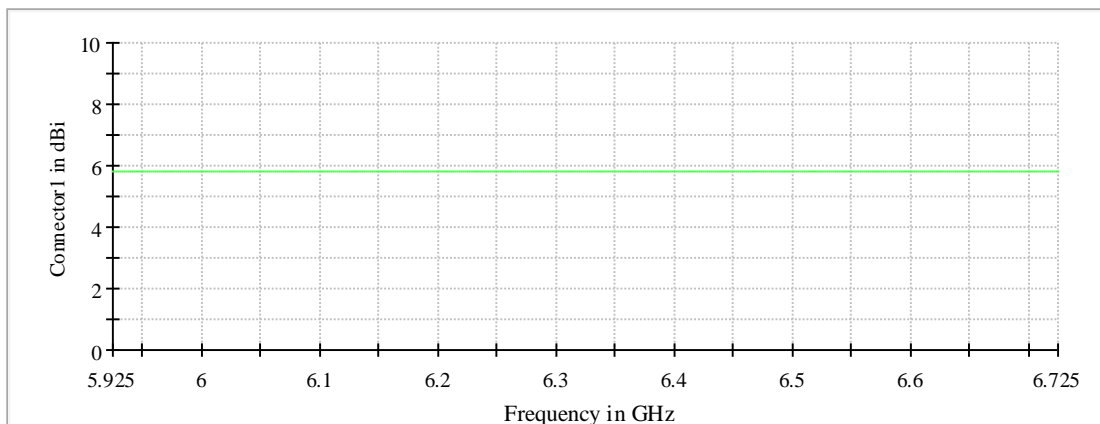
Frequency (MHz)	Level (dBm)
6253.500000	4.9

### Measurements

Frequency (MHz)	Level (dBm)	Margin (dB)	Limit (dBm)	Result
6354.500000	4.8	0.1	4.9	PASS
6251.500000	4.8	0.1	4.9	PASS
6316.500000	4.7	0.2	4.9	PASS
6252.500000	4.7	0.2	4.9	PASS
6395.500000	4.7	0.2	4.9	PASS
6330.500000	4.7	0.2	4.9	PASS
6271.500000	4.7	0.2	4.9	PASS
6250.500000	4.7	0.2	4.9	PASS
6329.500000	4.7	0.2	4.9	PASS
6313.500000	4.7	0.2	4.9	PASS
6293.500000	4.7	0.2	4.9	PASS
6307.500000	4.6	0.3	4.9	PASS
6291.500000	4.6	0.3	4.9	PASS
6255.500000	4.6	0.3	4.9	PASS
6321.500000	4.6	0.3	4.9	PASS

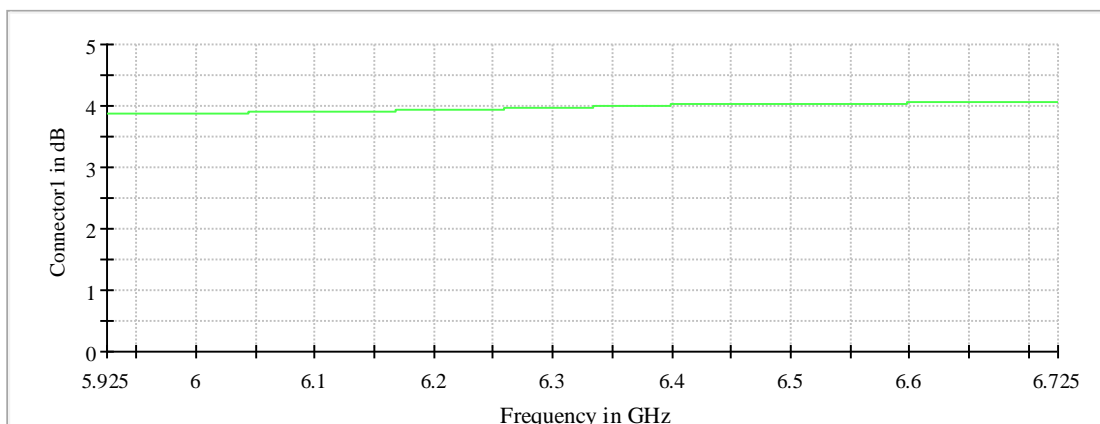


Gain



Connector1

Attenuation



Connector1

### Occupied Channel Bandwidth 99% (6325 MHz; 24.000 dBm; 160 MHz)

Customized settings.

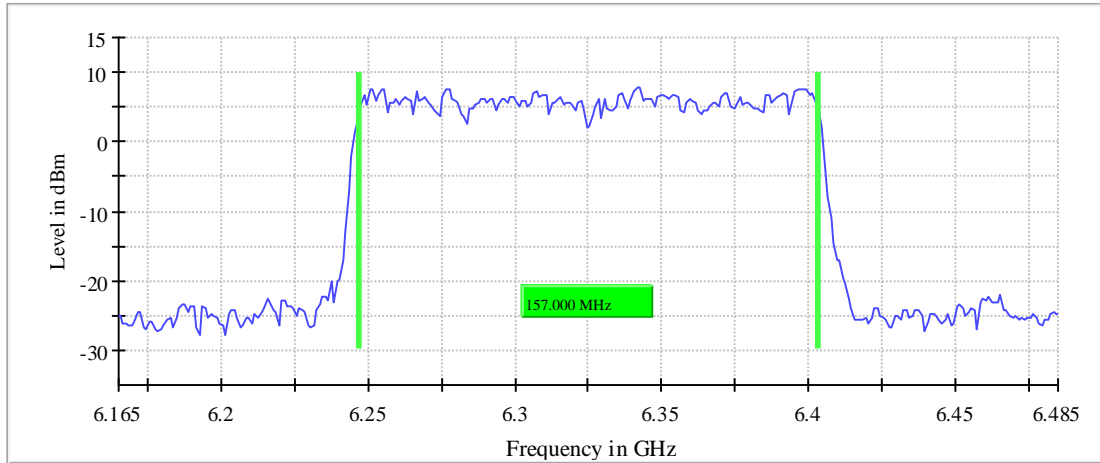
### 99 % Bandwidth

DUT Frequency (MHz)	Bandwidth (MHz)	Limit Min (MHz)	Limit Max (MHz)	Band Edge Left (MHz)	Limit Min BE L (MHz)
6325.000000	157.000000	---	320.000000	6246.500000	5925.000000

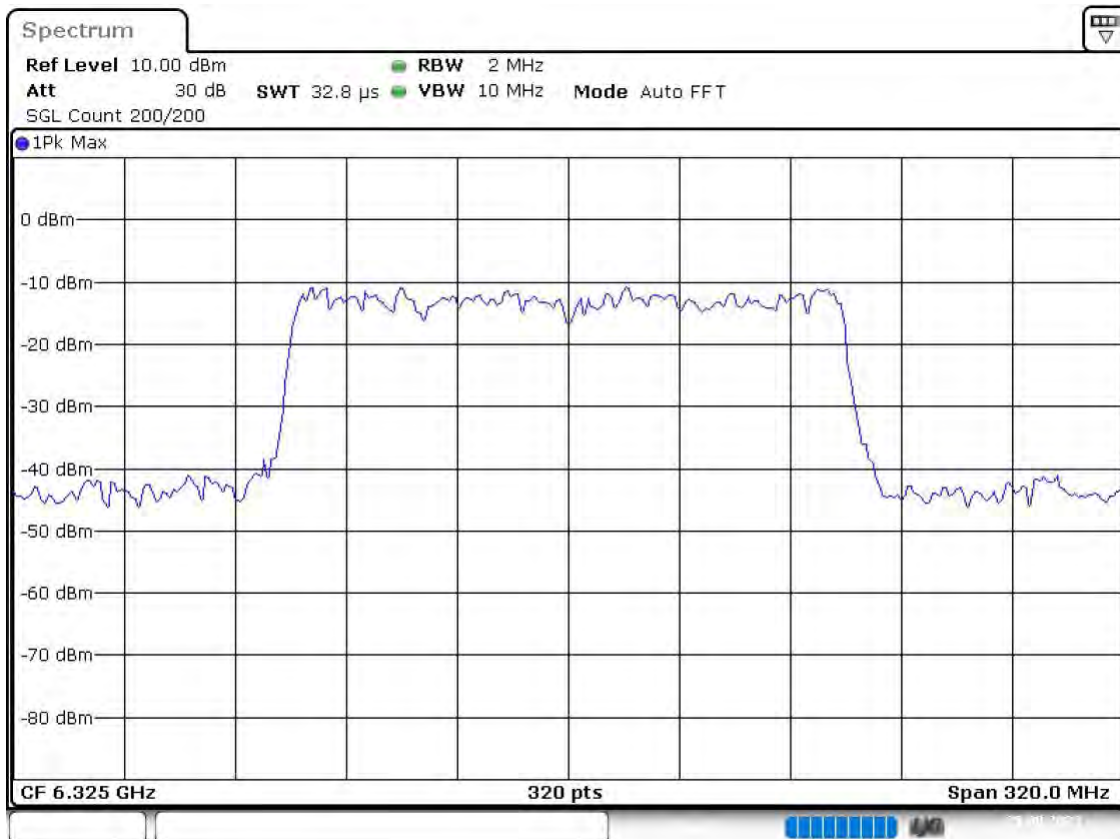
(continuation of the "99 % Bandwidth" table from column 6 ...)

DUT Frequency (MHz)	Band Edge Right (MHz)	Limit Max BE R (MHz)	Result
6325.000000	6403.500000	7125.000000	PASS

99 % Bandwidth



Bandwidth



Date: 29.AUG.2023 04:39:19

## Tx Spurious Emission (6325 MHz; 24.000 dBm; 160 MHz)

Customized settings.

### Result

DUT Frequency (MHz)	Result
6325.000000	PASS

### Final measurements

Frequency (MHz)	Level Pre Measurement (dBm)	level (dBm)	Limit (dBm)	Margin (dB)	Result
---	---	---	---	---	---

### Pre Measurements

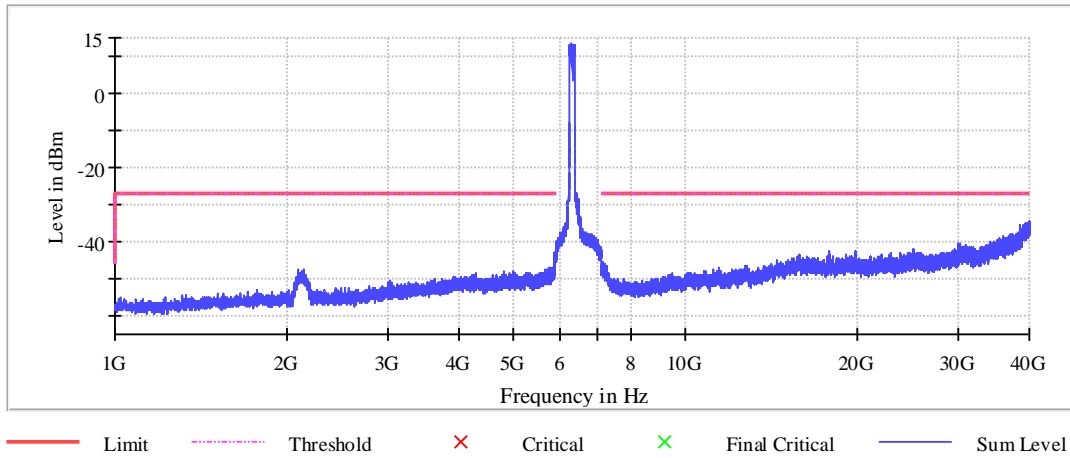
Frequency (MHz)	Level (dBm)	Margin (dB)	Limit (dBm)
39991.750000	-34.3	7.3	-27.0
39958.750000	-34.6	7.6	-27.0
39957.250000	-34.8	7.8	-27.0
39946.750000	-34.9	7.9	-27.0
39931.750000	-34.9	7.9	-27.0
39630.750000	-35.0	8.0	-27.0
39984.250000	-35.1	8.1	-27.0
39329.750000	-35.2	8.2	-27.0
39283.750000	-35.2	8.2	-27.0
39992.750000	-35.2	8.2	-27.0
39801.750000	-35.2	8.2	-27.0
39950.750000	-35.2	8.2	-27.0
39965.750000	-35.3	8.3	-27.0
39968.750000	-35.3	8.3	-27.0
39155.250000	-35.3	8.3	-27.0

### Measurement Settings

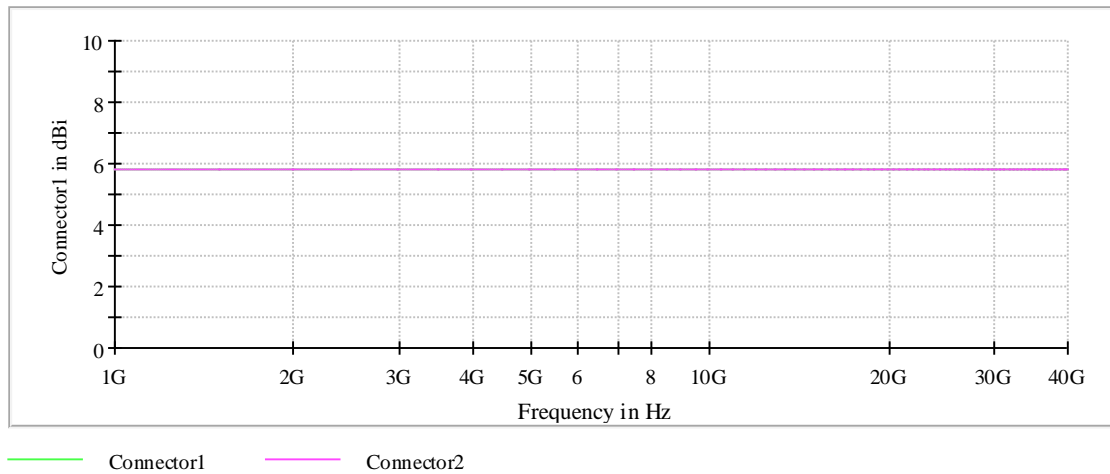
Start Frequency (MHz)	Stop Frequency (MHz)	Pre Measurement	Final Measurement
1000.000000	5925.000000	2	2
5925.000000	7125.000000	2	2
7125.000000	18000.000000	2	2
18000.000000	26000.000000	2	2
26000.000000	40000.000000	2	2



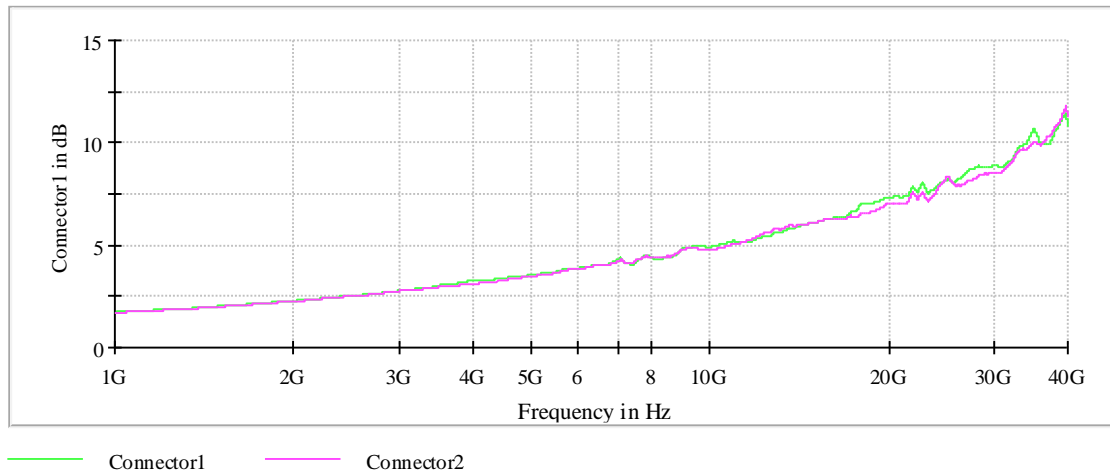
Spurious



Gain



Attenuation



## Emissions in restricted frequency bands (Average) (6325 MHz; 24.000 dBm; 160 MHz)

Customized settings.

### Result

DUT Frequency (MHz)	Result
6325.000000	PASS

### Final measurements

Frequency (MHz)	Level Pre Measurement (dBm)	level (dBm)	Limit (dBm)	Margin (dB)	Result
---	---	---	---	---	---

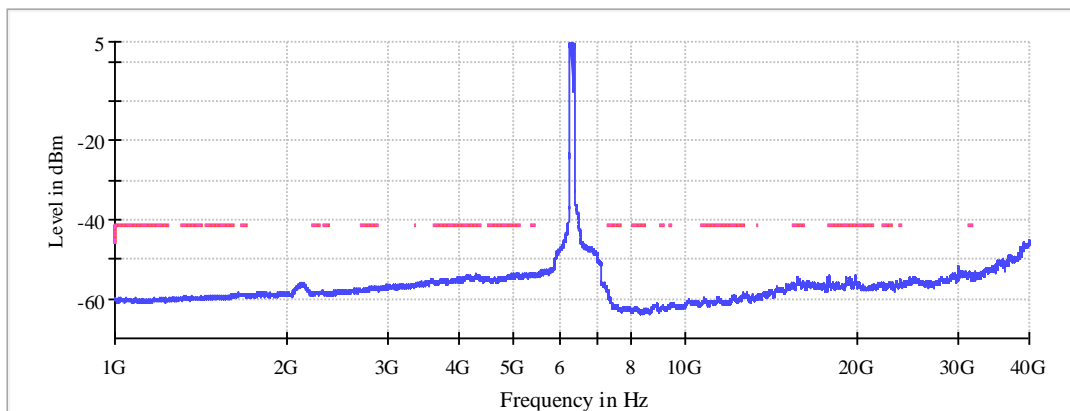
### Pre Measurements

Frequency (MHz)	Level (dBm)	Margin (dB)	Limit (dBm)
36498.328177	-50.7	9.5	-41.2
36469.454080	-50.7	9.5	-41.2
36488.703478	-50.8	9.6	-41.2
36475.641386	-50.8	9.6	-41.2
36456.391988	-50.8	9.6	-41.2
36479.078779	-50.8	9.6	-41.2
36464.641730	-50.8	9.6	-41.2
36473.578951	-50.8	9.6	-41.2
36488.016000	-50.9	9.7	-41.2
36461.204337	-50.9	9.7	-41.2
36499.703134	-50.9	9.7	-41.2
36499.015656	-50.9	9.7	-41.2
36451.579638	-50.9	9.7	-41.2
36483.203650	-50.9	9.7	-41.2
36490.765914	-50.9	9.7	-41.2

### Measurement Settings

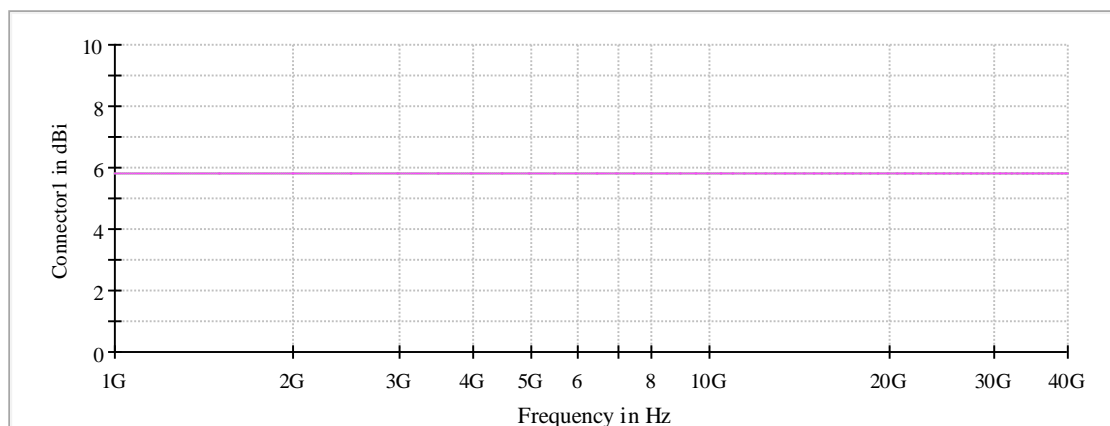
Start Frequency (MHz)	Stop Frequency (MHz)	Pre Measurement	Final Measurement
1000.000000	5925.000000	1	1
5925.000000	7125.000000	1	1
7125.000000	18000.000000	1	1
18000.000000	40000.000000	1	1

Restricted Band



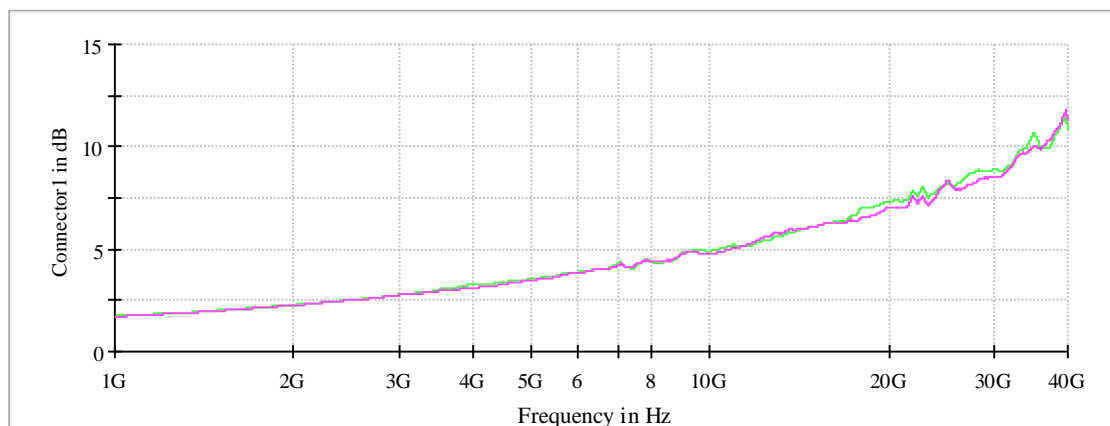
— Limit    - - - - Threshold    × Critical    × Final Critical    — Sum Level

Gain



— Connector1    — Connector2

Attenuation



— Connector1    — Connector2

## Emissions in restricted frequency bands (Peak) (6325 MHz; 24.000 dBm; 160 MHz)

Customized settings.

### Result

DUT Frequency (MHz)	Result
6325.000000	PASS

### Final measurements

Frequency (MHz)	Level Pre Measurement (dBm)	level (dBm)	Limit (dBm)	Margin (dB)	Result
---	---	---	---	---	---

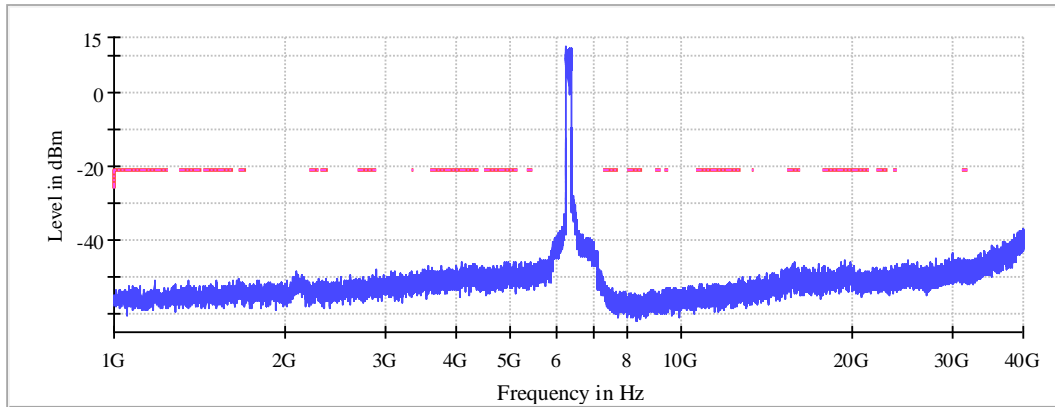
### Pre Measurements

Frequency (MHz)	Level (dBm)	Margin (dB)	Limit (dBm)
36462.579294	-42.1	20.9	-21.2
36488.703478	-42.7	21.5	-21.2
36460.516859	-43.4	22.2	-21.2
36461.891816	-43.7	22.5	-21.2
36446.767289	-43.8	22.6	-21.2
36439.892503	-43.9	22.7	-21.2
36482.516171	-44.0	22.8	-21.2
36499.703134	-44.0	22.8	-21.2
36458.454423	-44.0	22.8	-21.2
36491.453392	-44.2	23.0	-21.2
36469.454080	-44.2	23.0	-21.2
36483.891128	-44.2	23.0	-21.2
36461.204337	-44.2	23.0	-21.2
36483.203650	-44.2	23.0	-21.2
36463.266773	-44.3	23.1	-21.2

### Measurement Settings

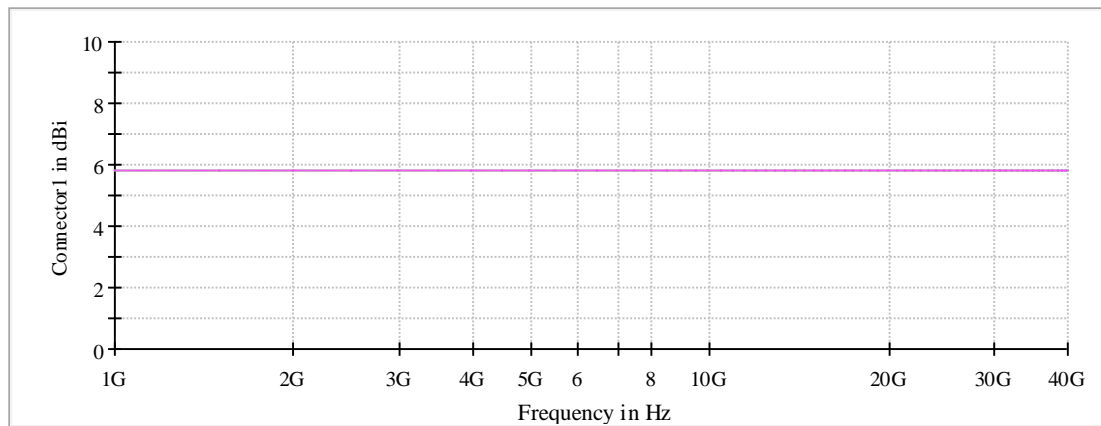
Start Frequency (MHz)	Stop Frequency (MHz)	Pre Measurement	Final Measurement
1000.000000	5925.000000	1	1
5925.000000	7125.000000	1	1
7125.000000	18000.000000	1	1
18000.000000	40000.000000	1	2

Restricted Band



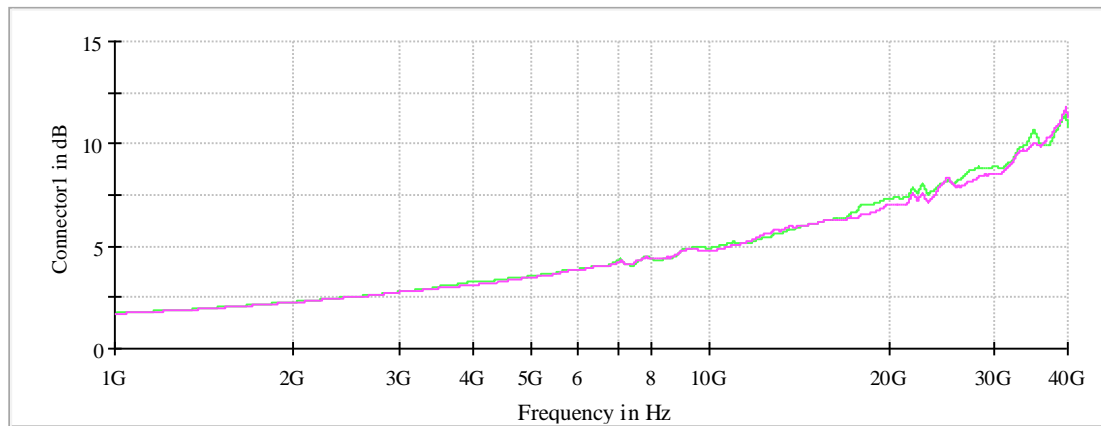
— Limit    - - - - Threshold    × Critical    × Final Critical    — Sum Level

Gain



— Connector1    — Connector2

Attenuation



— Connector1    — Connector2

## Summary

Test	Frequency (MHz)	Nominal Power (dBm)	Nominal Bandwidth (MHz)	Result
Power Spectral Density (SA-2)	6115.000	24.0	20.000000	PASS

## Power Spectral Density (SA-2) (6115 MHz; 24.000 dBm; 20 MHz)

Customized settings.

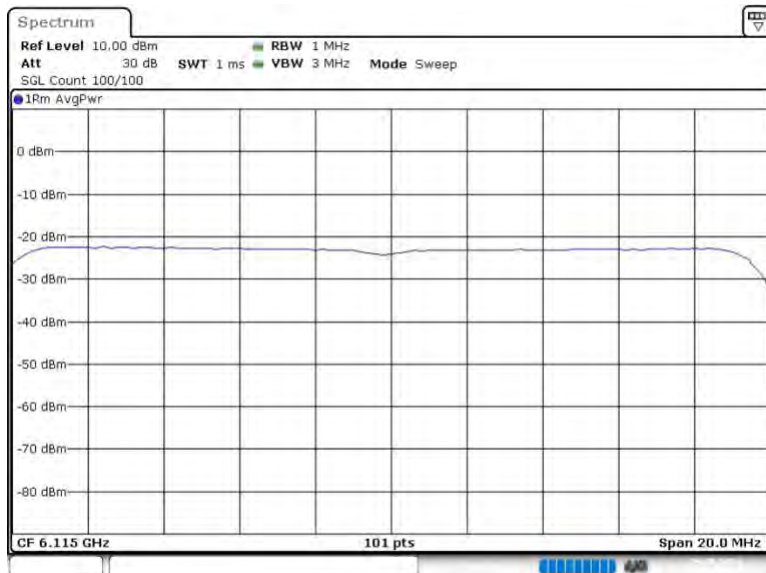
## Result

DUT Frequency (MHz)	Frequency (MHz)	PSD (dBm)	Limit Max (dBm)	Result
6115.000000	6106.485149	-1.273	-0.8	PASS

## Ports

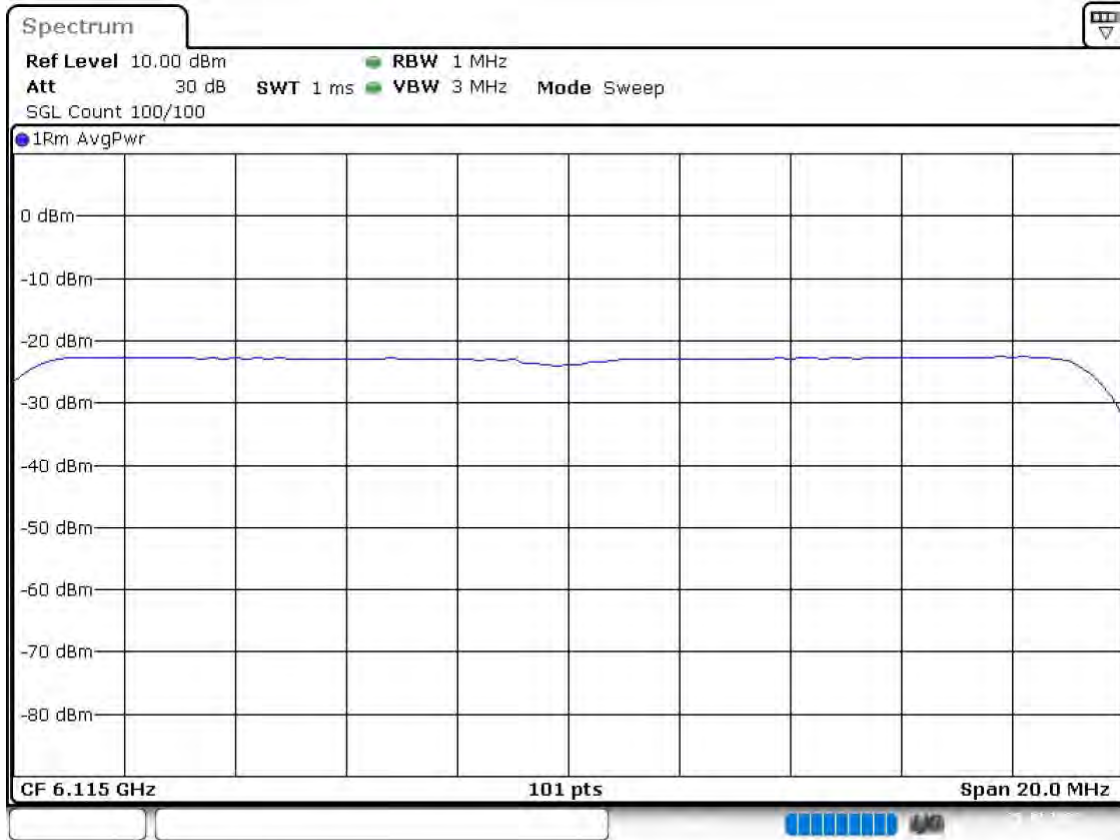
Port	State
1	used
2	used

PSD Connector 1



Date: 29.AUG.2023 03:56:22

PSD Connector 2



Date: 29.AUG.2023 03:56:27

## Measurement

Setting	Instrument Value	Target Value
Start Frequency	6.10500 GHz	6.10500 GHz
Stop Frequency	6.12500 GHz	6.12500 GHz
Span	20.000 MHz	20.000 MHz
RBW	1.000 MHz	<= 1.000 MHz
VBW	3.000 MHz	>= 3.000 MHz
SweepPoints	101	~ 40
SweepTime	1.000 ms	AUTO
Reference Level	10.000 dBm	10.000 dBm
Attenuation	30.000 dB	AUTO
Detector	RMS	RMS
SweepCount	100	100
Filter	3 dB	3 dB
Trace Mode	Average Power	Average Power
SweepType	Sweep	Sweep
Preamp	off	off

## Summary

Test	Frequency (MHz)	Nominal Power (dBm)	Nominal Bandwidth (MHz)	Result
In-Band Emissions	6185.000	24.0	160.000000	PASS
In-Band Emissions(2)	6185.000	24.0	160.000000	PASS



## In-Band Emissions (6185 MHz; 24.000 dBm; 160 MHz)

Customized settings.

### Result

DUT Frequency (MHz)	Result
6185.000000	PASS

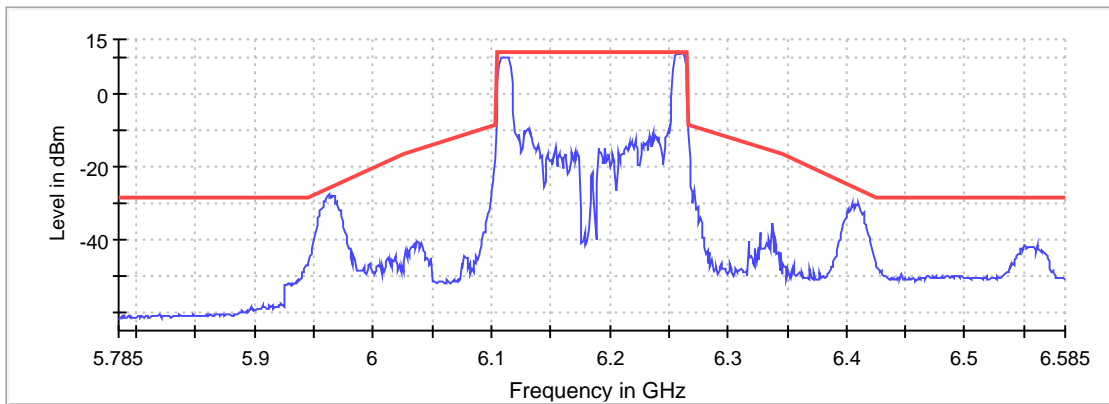
### Inband Peak

Frequency (MHz)	Level (dBm)
6262.500000	11.4

### Measurements

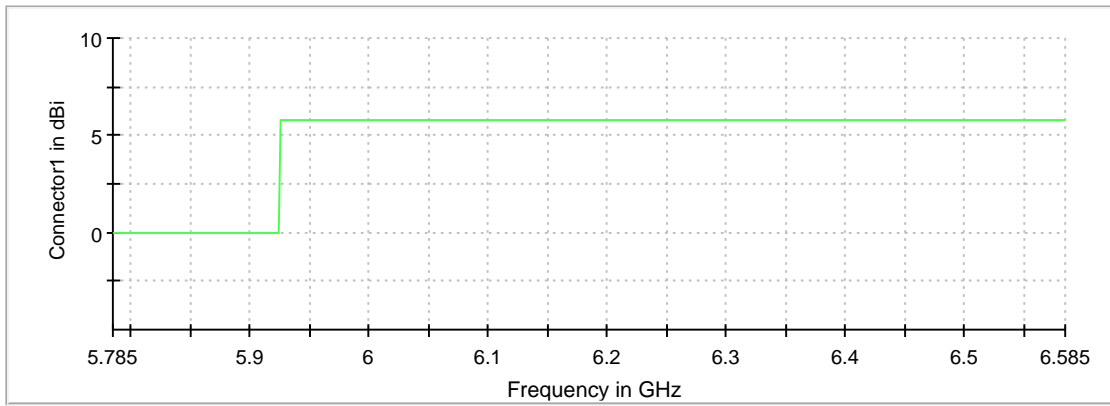
Frequency (MHz)	Level (dBm)	Margin (dB)	Limit (dBm)	Result
6261.500000	11.3	0.1	11.4	PASS
6260.500000	11.3	0.1	11.4	PASS
6259.500000	11.0	0.4	11.4	PASS
6256.500000	11.0	0.4	11.4	PASS
6258.500000	10.9	0.5	11.4	PASS
6257.500000	10.8	0.6	11.4	PASS
6265.500000	0.6	0.8	1.4	PASS
6255.500000	10.6	0.8	11.4	PASS
6263.500000	10.2	1.2	11.4	PASS
6112.500000	10.2	1.2	11.4	PASS
6113.500000	10.2	1.3	11.4	PASS
6109.500000	10.2	1.3	11.4	PASS
6107.500000	10.1	1.3	11.4	PASS
5962.500000	-27.3	1.3	-26.0	PASS
6111.500000	10.1	1.3	11.4	PASS

In Band



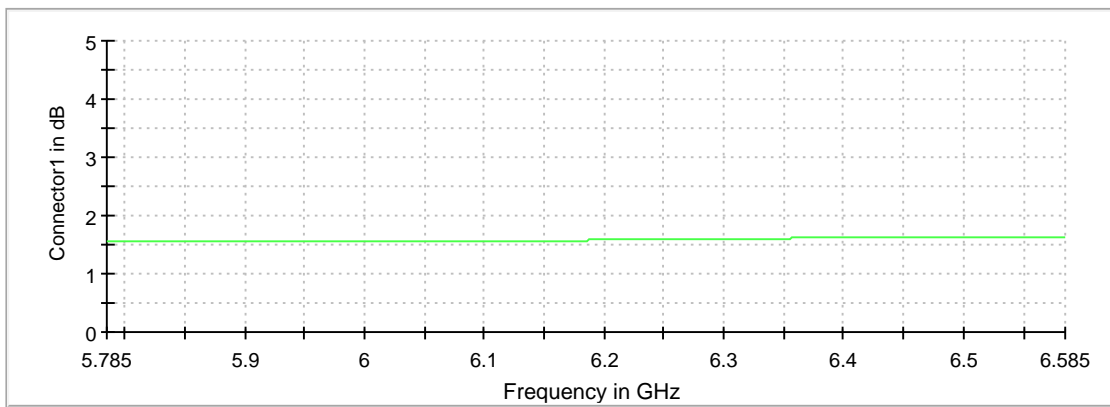
— Level — Limit × Fail

Gain



Connector1

Attenuation



Connector1

## In-Band Emissions(2) (6185 MHz; 24.000 dBm; 160 MHz)

Customized settings.

### Result

DUT Frequency (MHz)	Result
6185.000000	PASS

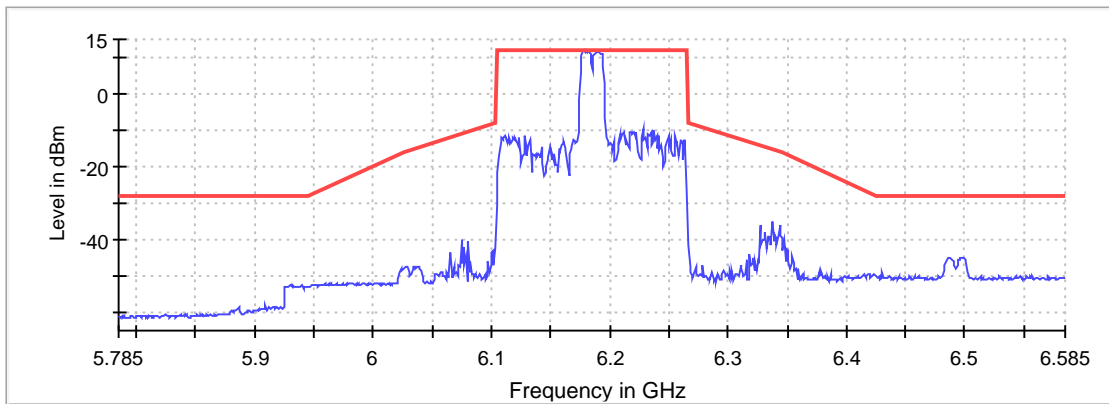
### Inband Peak

Frequency (MHz)	Level (dBm)
6181.500000	12.2

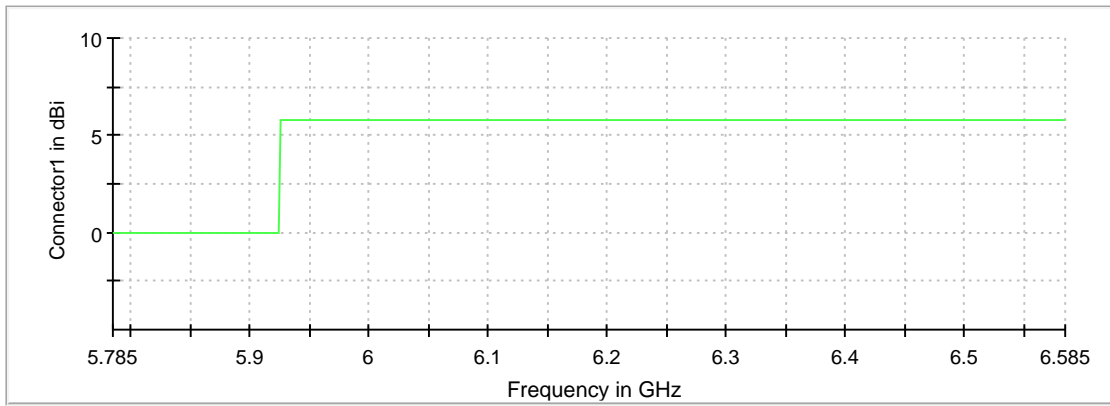
### Measurements

Frequency (MHz)	Level (dBm)	Margin (dB)	Limit (dBm)	Result
6181.500000	12.2	0.0	12.2	PASS
6179.500000	11.8	0.4	12.2	PASS
6177.500000	11.8	0.4	12.2	PASS
6191.500000	11.7	0.5	12.2	PASS
6189.500000	11.7	0.5	12.2	PASS
6180.500000	11.7	0.5	12.2	PASS
6188.500000	11.6	0.6	12.2	PASS
6190.500000	11.6	0.6	12.2	PASS
6178.500000	11.6	0.6	12.2	PASS
6182.500000	11.5	0.7	12.2	PASS
6187.500000	10.9	1.3	12.2	PASS
6183.500000	10.9	1.3	12.2	PASS
6193.500000	10.8	1.4	12.2	PASS
6192.500000	10.8	1.4	12.2	PASS
6176.500000	10.5	1.7	12.2	PASS

In Band

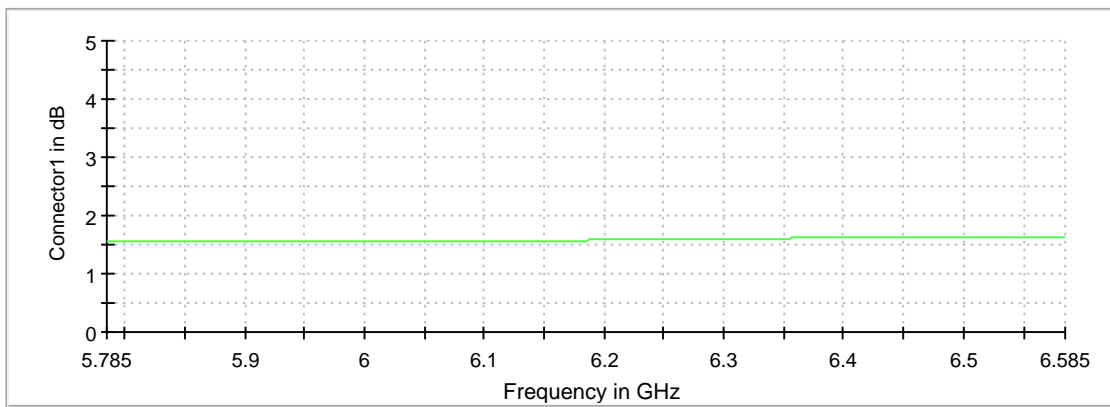


Gain



Connector1

Attenuation



Connector1

## Summary

Test	Frequency (MHz)	Nominal Power (dBm)	Nominal Bandwidth (MHz)	Result
In-Band Emissions	6195.000	24.0	20.000000	PASS
In-Band Emissions(2)	6195.000	24.0	20.000000	PASS
In-Band Emissions	6205.000	24.0	40.000000	PASS
In-Band Emissions(2)	6205.000	24.0	40.000000	PASS
In-Band Emissions	6225.000	24.0	80.000000	PASS
In-Band Emissions(2)	6225.000	24.0	80.000000	PASS

## In-Band Emissions (6195 MHz; 24.000 dBm; 20 MHz)

Customized settings.

### Result

DUT Frequency (MHz)	Result
6195.000000	PASS

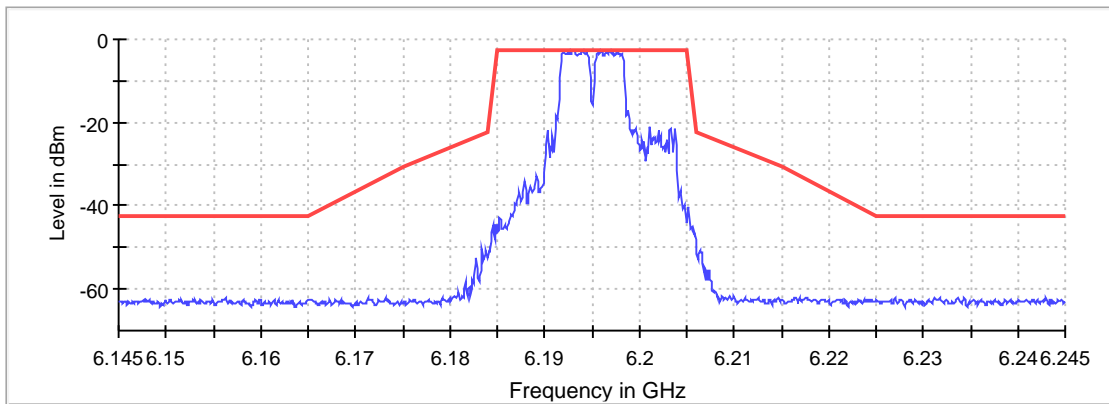
### Inband Peak

Frequency (MHz)	Level (dBm)
6194.050000	-2.4

### Measurements

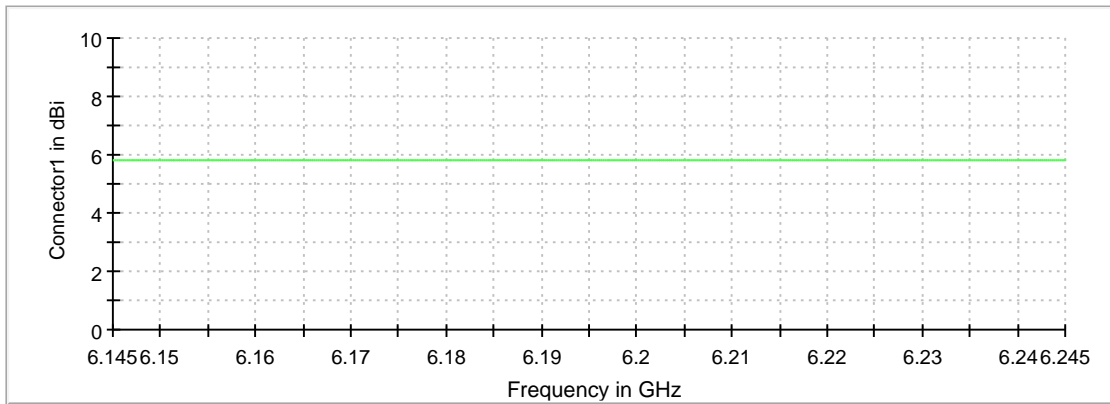
Frequency (MHz)	Level (dBm)	Margin (dB)	Limit (dBm)	Result
6194.050000	-2.4	0.0	-2.4	PASS
6192.950000	-2.5	0.0	-2.4	PASS
6192.550000	-2.7	0.2	-2.4	PASS
6192.850000	-2.7	0.2	-2.4	PASS
6193.050000	-2.7	0.3	-2.4	PASS
6196.950000	-2.8	0.3	-2.4	PASS
6195.950000	-2.8	0.4	-2.4	PASS
6197.750000	-2.9	0.4	-2.4	PASS
6196.450000	-2.9	0.4	-2.4	PASS
6192.450000	-2.9	0.5	-2.4	PASS
6194.450000	-2.9	0.5	-2.4	PASS
6196.050000	-2.9	0.5	-2.4	PASS
6197.650000	-3.0	0.5	-2.4	PASS
6193.950000	-3.0	0.6	-2.4	PASS
6192.050000	-3.0	0.6	-2.4	PASS

In Band



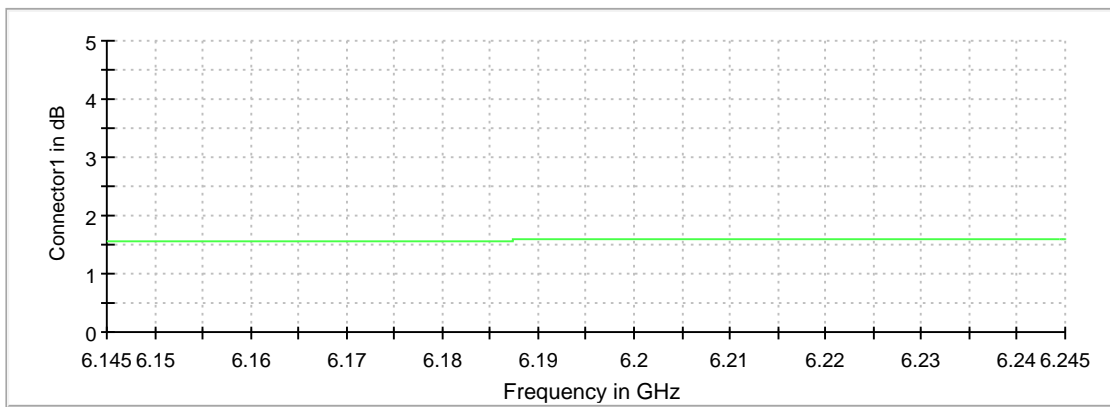
— Level    — Limit    × Fail

Gain



Connector1

Attenuation



Connector1

## In-Band Emissions(2) (6195 MHz; 24.000 dBm; 20 MHz)

Customized settings.

### Result

DUT Frequency (MHz)	Result
6195.000000	PASS

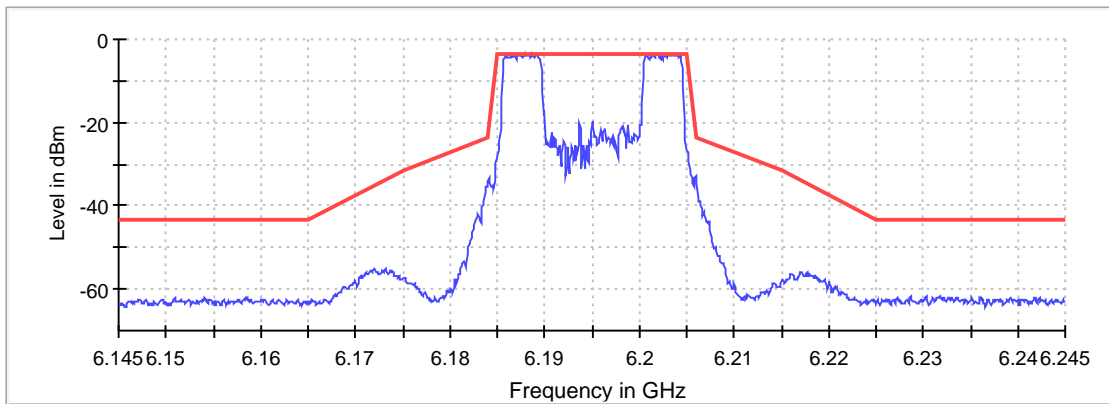
### Inband Peak

Frequency (MHz)	Level (dBm)
6189.050000	-3.5

### Measurements

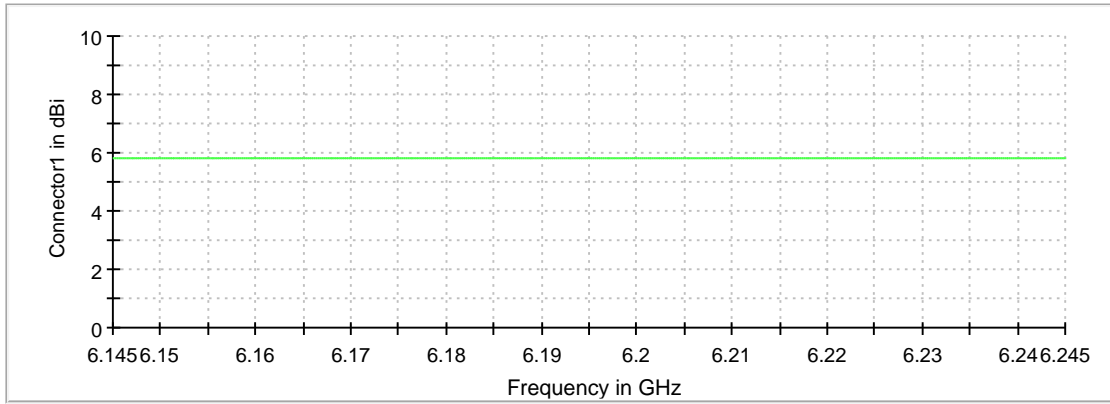
Frequency (MHz)	Level (dBm)	Margin (dB)	Limit (dBm)	Result
6189.050000	-3.5	0.0	-3.5	PASS
6203.450000	-3.5	0.0	-3.5	PASS
6201.950000	-3.5	0.0	-3.5	PASS
6185.950000	-3.5	0.0	-3.5	PASS
6202.050000	-3.6	0.1	-3.5	PASS
6188.750000	-3.6	0.1	-3.5	PASS
6201.450000	-3.6	0.2	-3.5	PASS
6187.850000	-3.7	0.2	-3.5	PASS
6203.350000	-3.7	0.2	-3.5	PASS
6189.150000	-3.7	0.2	-3.5	PASS
6201.850000	-3.7	0.3	-3.5	PASS
6203.050000	-3.7	0.3	-3.5	PASS
6202.750000	-3.7	0.3	-3.5	PASS
6203.150000	-3.8	0.3	-3.5	PASS
6202.650000	-3.8	0.4	-3.5	PASS

In Band



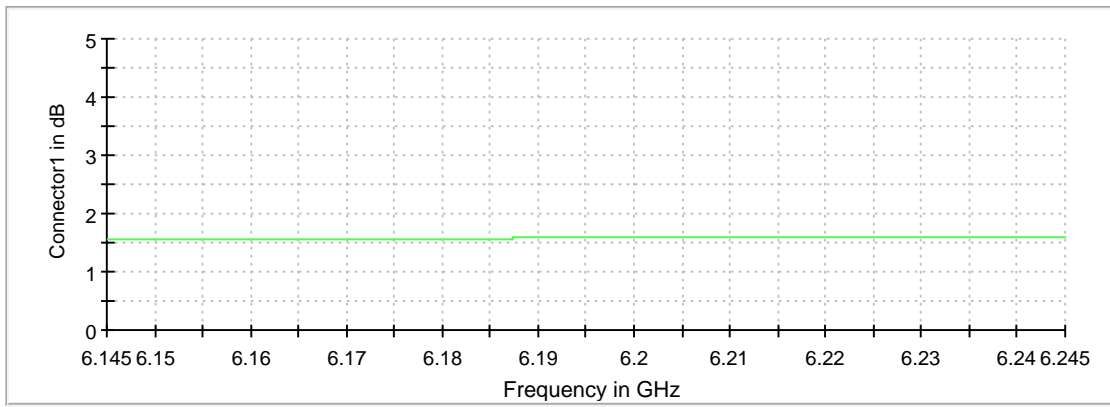


Gain



Connector1

Attenuation



Connector1

## In-Band Emissions (6205 MHz; 24.000 dBm; 40 MHz)

Customized settings.

### Result

DUT Frequency (MHz)	Result
6205.000000	PASS

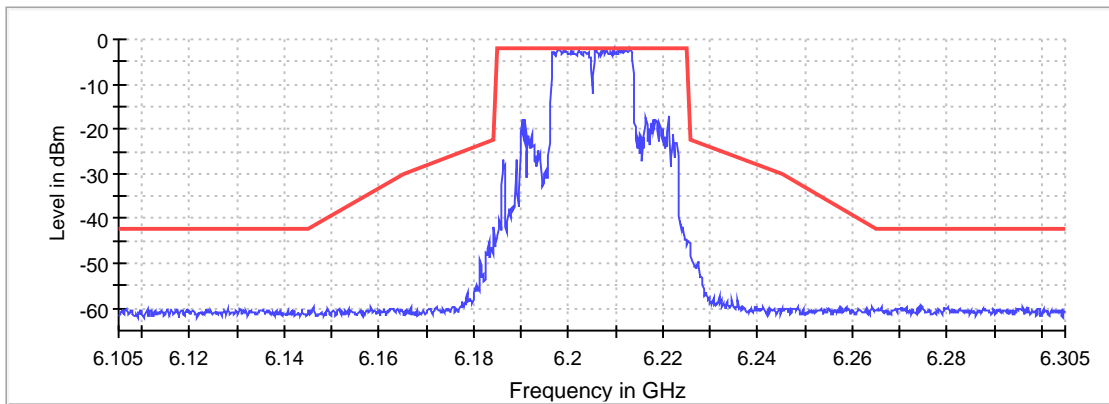
### Inband Peak

Frequency (MHz)	Level (dBm)
6213.102026	-2.1

### Measurements

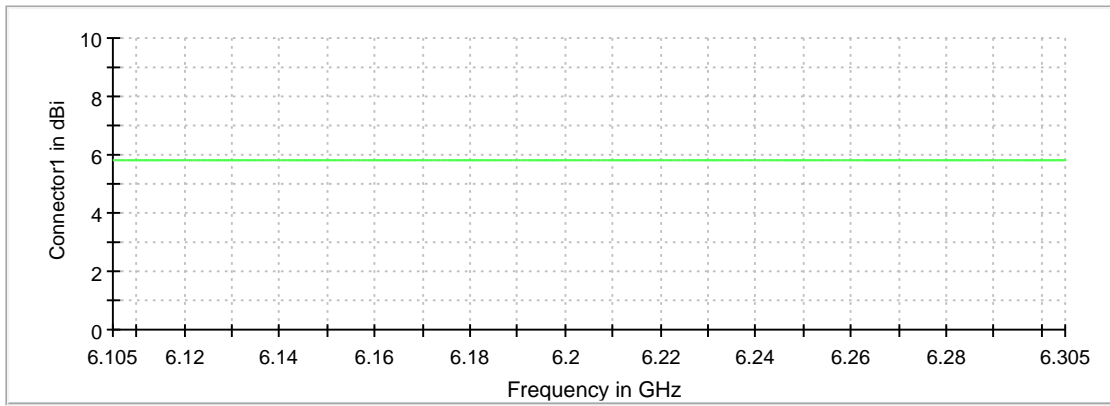
Frequency (MHz)	Level (dBm)	Margin (dB)	Limit (dBm)	Result
6199.148537	-2.2	0.0	-2.1	PASS
6212.201800	-2.2	0.0	-2.1	PASS
6209.651163	-2.2	0.1	-2.1	PASS
6199.298575	-2.2	0.1	-2.1	PASS
6205.900225	-2.3	0.1	-2.1	PASS
6211.751688	-2.3	0.1	-2.1	PASS
6212.351838	-2.3	0.2	-2.1	PASS
6206.050263	-2.3	0.2	-2.1	PASS
6197.648162	-2.4	0.2	-2.1	PASS
6211.151538	-2.4	0.2	-2.1	PASS
6200.648912	-2.4	0.2	-2.1	PASS
6210.701425	-2.4	0.3	-2.1	PASS
6207.400600	-2.4	0.3	-2.1	PASS
6198.098275	-2.4	0.3	-2.1	PASS
6202.149287	-2.4	0.3	-2.1	PASS

In Band



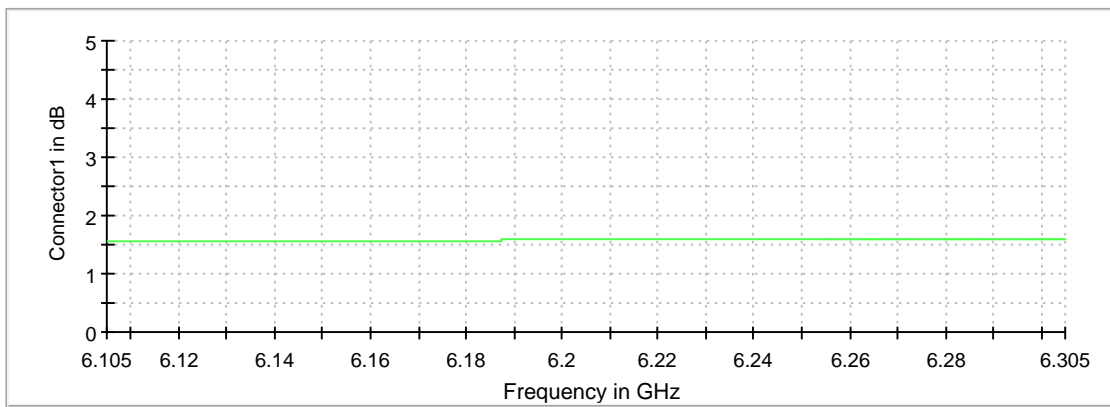
— Level    — Limit    × Fail

Gain



Connector1

Attenuation



Connector1

## In-Band Emissions(2) (6205 MHz; 24.000 dBm; 40 MHz)

Customized settings.

### Result

DUT Frequency (MHz)	Result
6205.000000	PASS

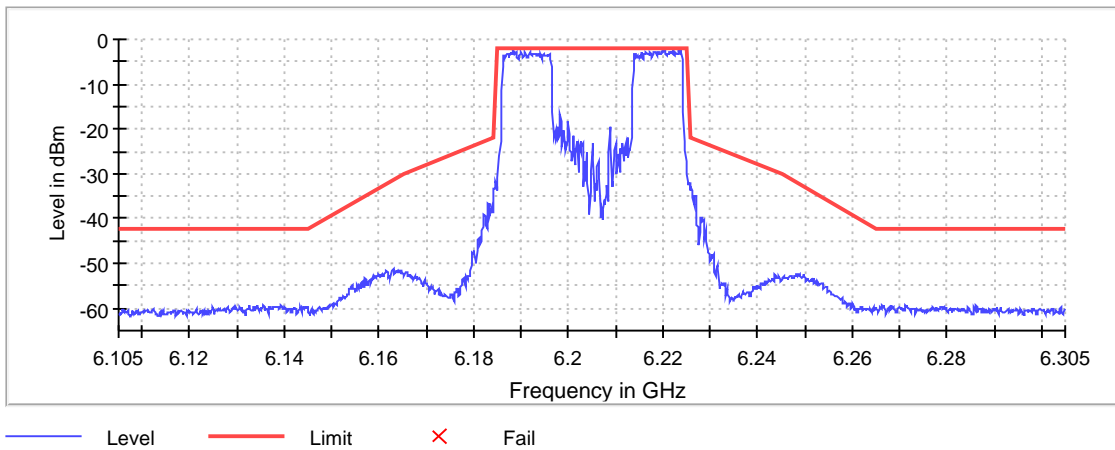
### Inband Peak

Frequency (MHz)	Level (dBm)
6223.304576	-2.1

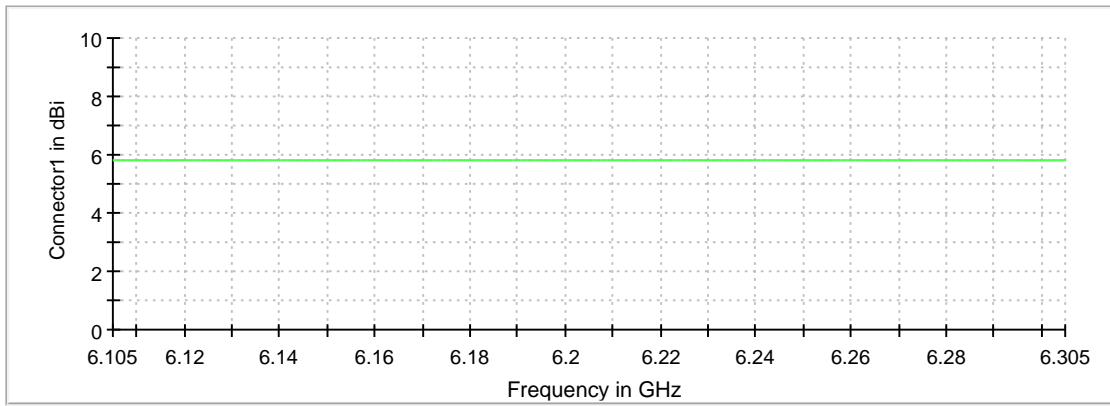
### Measurements

Frequency (MHz)	Level (dBm)	Margin (dB)	Limit (dBm)	Result
6188.495874	-2.4	0.2	-2.1	PASS
6219.853713	-2.4	0.3	-2.1	PASS
6223.754689	-2.5	0.3	-2.1	PASS
6220.303826	-2.5	0.3	-2.1	PASS
6220.003751	-2.6	0.5	-2.1	PASS
6222.104276	-2.6	0.5	-2.1	PASS
6221.954239	-2.7	0.5	-2.1	PASS
6218.053263	-2.7	0.5	-2.1	PASS
6218.353338	-2.7	0.6	-2.1	PASS
6219.703676	-2.8	0.7	-2.1	PASS
6218.953488	-2.8	0.7	-2.1	PASS
6221.804201	-2.8	0.7	-2.1	PASS
6191.946737	-2.8	0.7	-2.1	PASS
6190.896474	-2.8	0.7	-2.1	PASS
6222.704426	-2.8	0.7	-2.1	PASS

In Band

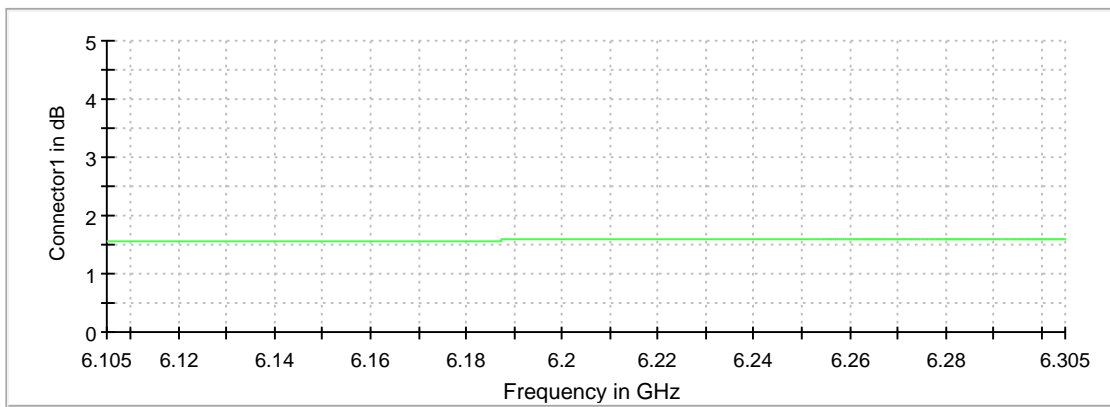


Gain



Connector1

Attenuation



Connector1

## In-Band Emissions (6225 MHz; 24.000 dBm; 80 MHz)

Customized settings.

### Result

DUT Frequency (MHz)	Result
6225.000000	PASS

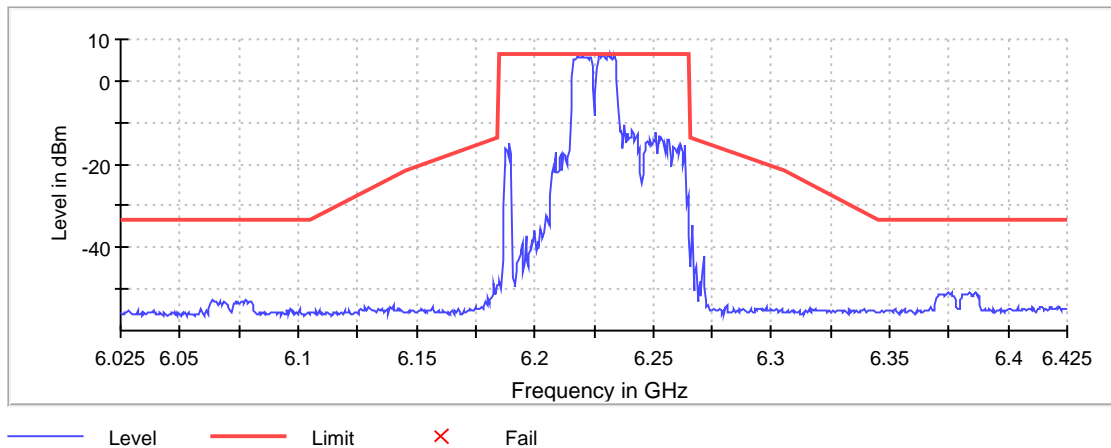
### Inband Peak

Frequency (MHz)	Level (dBm)
6232.250000	6.5

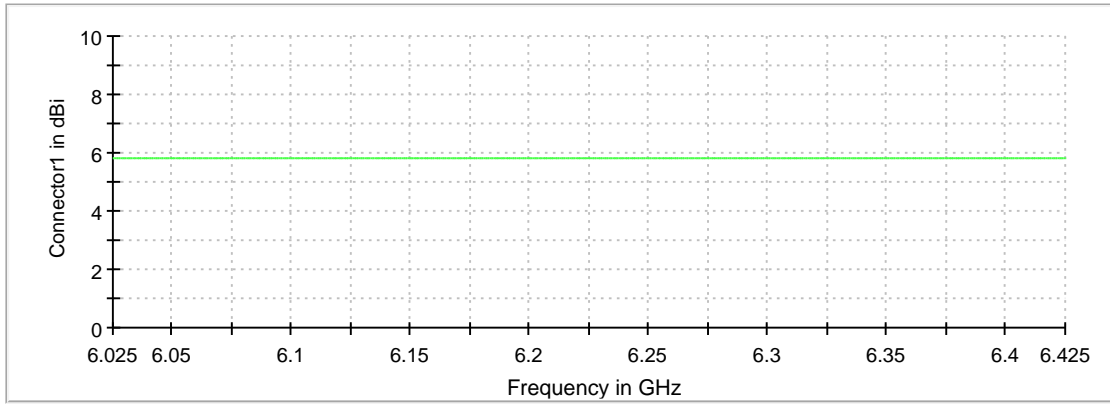
### Measurements

Frequency (MHz)	Level (dBm)	Margin (dB)	Limit (dBm)	Result
6220.250000	6.2	0.2	6.5	PASS
6229.250000	6.1	0.4	6.5	PASS
6218.250000	6.0	0.5	6.5	PASS
6227.250000	6.0	0.5	6.5	PASS
6231.250000	6.0	0.5	6.5	PASS
6227.750000	6.0	0.5	6.5	PASS
6233.750000	5.9	0.6	6.5	PASS
6228.750000	5.9	0.6	6.5	PASS
6219.750000	5.8	0.6	6.5	PASS
6221.750000	5.8	0.7	6.5	PASS
6217.750000	5.8	0.7	6.5	PASS
6221.250000	5.8	0.7	6.5	PASS
6230.750000	5.8	0.7	6.5	PASS
6218.750000	5.8	0.7	6.5	PASS
6233.250000	5.7	0.7	6.5	PASS

In Band

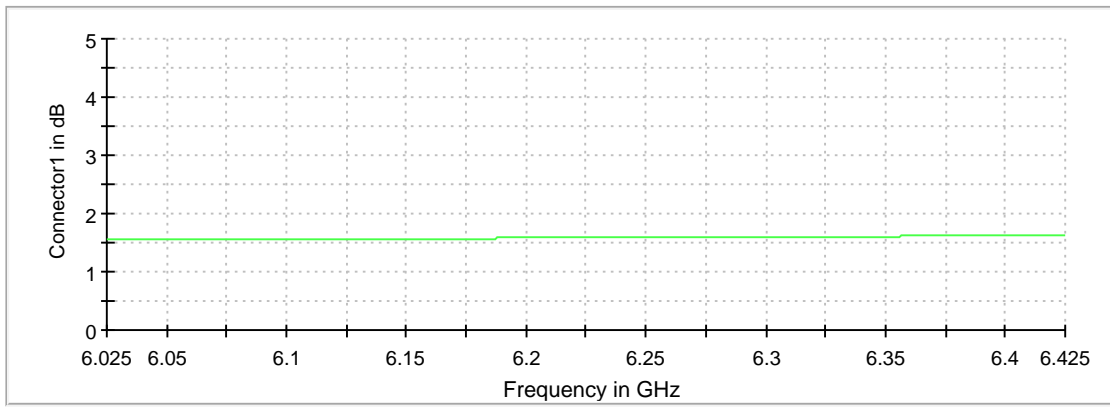


Gain



Connector1

Attenuation



Connector1

## In-Band Emissions(2) (6225 MHz; 24.000 dBm; 80 MHz)

Customized settings.

### Result

DUT Frequency (MHz)	Result
6225.000000	PASS

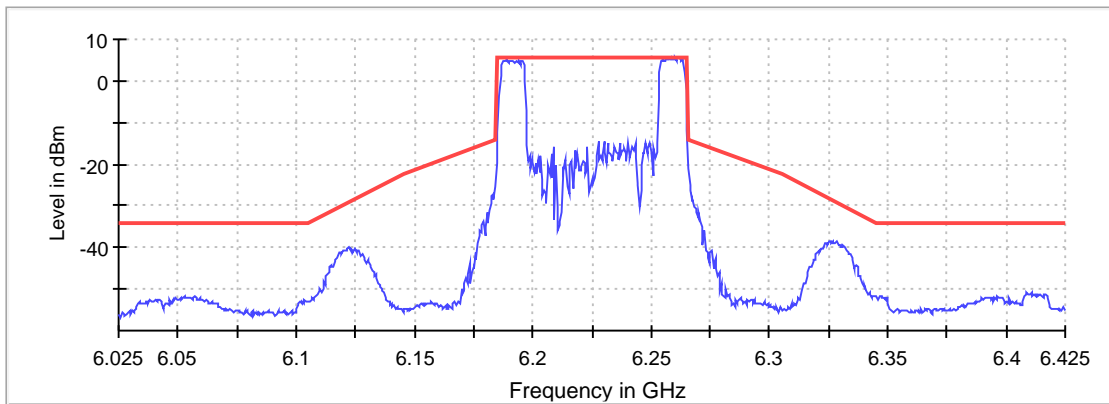
### Inband Peak

Frequency (MHz)	Level (dBm)
6261.250000	5.7

### Measurements

Frequency (MHz)	Level (dBm)	Margin (dB)	Limit (dBm)	Result
6261.250000	5.7	0.0	5.7	PASS
6260.250000	5.7	0.0	5.7	PASS
6258.250000	5.4	0.3	5.7	PASS
6261.750000	5.4	0.3	5.7	PASS
6259.750000	5.4	0.3	5.7	PASS
6263.250000	5.3	0.4	5.7	PASS
6262.250000	5.3	0.5	5.7	PASS
6256.750000	5.3	0.5	5.7	PASS
6256.250000	5.2	0.5	5.7	PASS
6258.750000	5.2	0.5	5.7	PASS
6188.750000	5.2	0.5	5.7	PASS
6254.750000	5.2	0.5	5.7	PASS
6257.750000	5.1	0.6	5.7	PASS
6257.250000	5.0	0.7	5.7	PASS
6259.250000	5.0	0.7	5.7	PASS

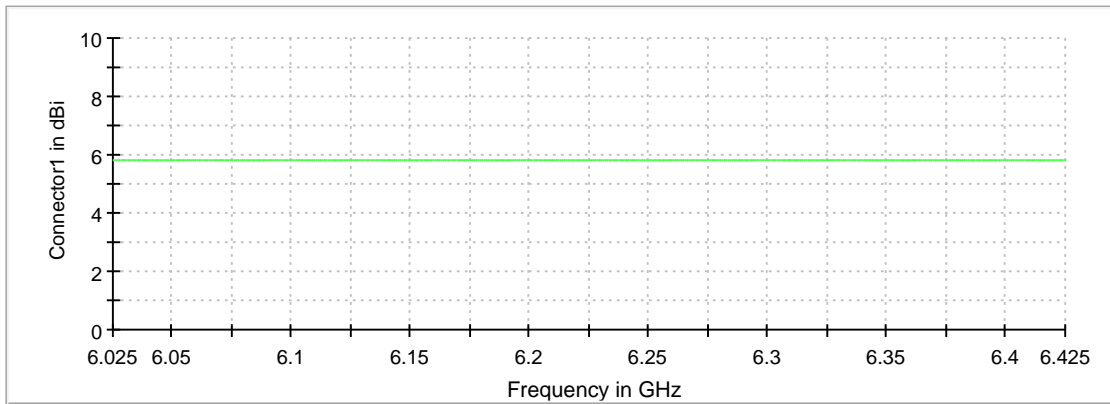
In Band



— Level    — Limit    × Fail

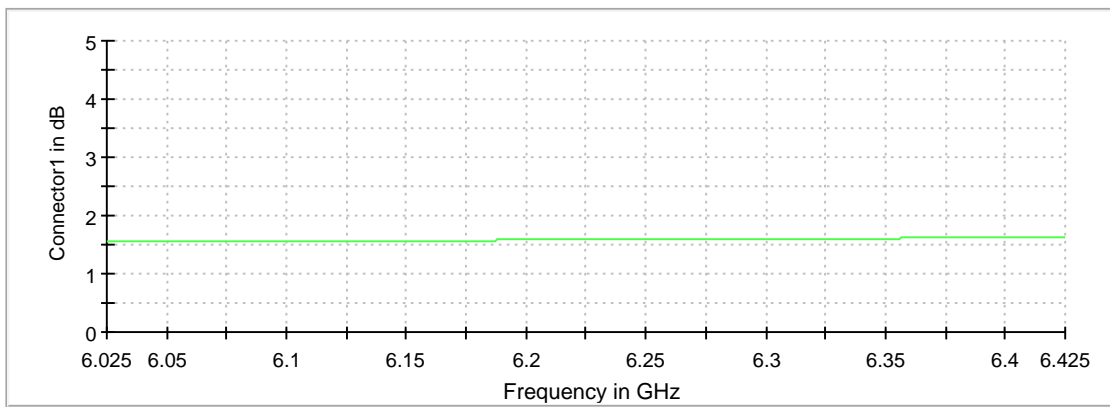


Gain



Connector1

Attenuation



Connector1

**-- End of Report --**