

FCC RF EXPOSURE REPORT


FCC ID: 2AFZZL09G

Project No. : 2106C114
Equipment : Mi Smart Speaker
Brand Name : MI
Test Model : L09G
Series Model : N/A
Applicant : Xiaomi Communications Co.,Ltd
Address : #019, 9th Floor, Building 6, 33 Xi'erqi Middle Road, Haidian District, Beijing, China
Manufacturer : Xiaomi Communications Co.,Ltd
Address : #019, 9th Floor, Building 6, 33 Xi'erqi Middle Road, Haidian District, Beijing, China
Factory : Huizhou MTN WEIYE Technology Development Co.,Ltd
Address : No.2 Huitai Road,Huinan High-tech Industrial Park,Huiao Avenue,Huizhou City,Guangdong Province,China. 516000
Date of Receipt : Jun. 16, 2021
Date of Test : Jun. 16, 2021 ~ Aug. 05, 2021
Issued Date : Aug. 13, 2021
Report Version : R00
Test Sample : Engineering Sample No.: DG202106169
Standard(s) : FCC Guidelines for Human Exposure IEEE C95.1 & FCC Part 2.1091
FCC Title 47 Part 2.1091, OET Bulletin 65 Supplement C

The above equipment has been tested and found compliance with the requirement of the relative standards by BTL Inc.



Prepared by : Chella Zheng



Approved by : Ethan Ma



TESTING CERT #5123.02

Add: No. 3 Jinshagang 1st Rd. Shixia, Dalang Town, Dongguan City, Guangdong, People's Republic of China.

Tel: +86-769-8318-3000

Web: www.newbtl.com

REPORT ISSUED HISTORY

Report Version	Description	Issued Date
R00	Original Issue	Aug. 13, 2021

1. TEST FACILITY

The test facilities used to collect the test data in this report is at the location of No. 3 Jinshagang 1st Rd. Shixia, Dalang Town, Dongguan City, Guangdong, People's Republic of China.

BTL's Test Firm Registration Number for FCC: 357015

BTL's Designation Number for FCC: CN1240

2. MPE CALCULATION METHOD

Calculation Method of RF Safety Distance:

$$S = \frac{PG}{4\pi r^2} = \frac{EIRP}{4\pi r^2}$$

where:

S = power density


P = power input to the antenna

G = power gain of the antenna in the direction of interest relative to an isotropic radiator


R = distance to the center of radiation of the antenna

Table for Filed Antenna:

For BT&LE&2.4GHz:

Ant.	Brand	P/N	Antenna Type	Connector	Gain (dBi)
1	 South star	N12-6457-R04	FPC	N/A	2.36

For 5GHz:

Ant.	Brand	P/N	Antenna Type	Connector	Gain (dBi)
1	 South star	N12-6457-R04	FPC	N/A	3.57

Note:

- 1) The antenna gain and beamforming gain are provided by the manufacturer.

3. TEST RESULTS

For BT:

Antenna Gain (dBi)	Antenna Gain (numeric)	Max. Output Power (dBm)	Max. Output Power (mW)	Power Density (S) (mW/cm ²)	Limit of Power Density (S) (mW/cm ²)	Test Result
2.36	1.7219	8.10	6.4565	0.00221	1	Complies

For LE:

Antenna Gain (dBi)	Antenna Gain (numeric)	Max. Output Power (dBm)	Max. Output Power (mW)	Power Density (S) (mW/cm ²)	Limit of Power Density (S) (mW/cm ²)	Test Result
2.36	1.7219	6.51	4.4771	0.00153	1	Complies

For 2.4GHz:

Antenna Gain (dBi)	Antenna Gain (numeric)	Max. Output Power (dBm)	Max. Output Power (mW)	Power Density (S) (mW/cm ²)	Limit of Power Density (S) (mW/cm ²)	Test Result
2.36	1.7219	25.91	389.9420	0.13364	1	Complies

For 5GHz UNII-1:

Antenna Gain (dBi)	Antenna Gain (numeric)	Max. Output Power (dBm)	Max. Output Power (mW)	Power Density (S) (mW/cm ²)	Limit of Power Density (S) (mW/cm ²)	Test Result
3.57	2.2751	15.99	39.7192	0.01799	1	Complies

For 5GHz UNII-2A:

Antenna Gain (dBi)	Antenna Gain (numeric)	Max. Output Power (dBm)	Max. Output Power (mW)	Power Density (S) (mW/cm ²)	Limit of Power Density (S) (mW/cm ²)	Test Result
3.57	2.2751	16.30	42.6580	0.01932	1	Complies

For 5GHz UNII-2C:

Antenna Gain (dBi)	Antenna Gain (numeric)	Max. Output Power (dBm)	Max. Output Power (mW)	Power Density (S) (mW/cm ²)	Limit of Power Density (S) (mW/cm ²)	Test Result
3.57	2.2751	16.30	42.6580	0.01932	1	Complies

For 5GHz UNII-3:

Antenna Gain (dBi)	Antenna Gain (numeric)	Max. Output Power (dBm)	Max. Output Power (mW)	Power Density (S) (mW/cm ²)	Limit of Power Density (S) (mW/cm ²)	Test Result
3.57	2.2751	15.82	38.1944	0.01730	1	Complies

For the max simultaneous transmission MPE:

Power Density (S) (mW/cm ²)	Power Density (S) (mW/cm ²)	Total	Limit of Power Density (S) (mW/cm ²)	Test Result
BT	2.4GHz			
0.00221	0.13364	0.13585	1	Complies

Note: The calculated distance is 20 cm.

End of Test Report