

**MOTOROLA SOLUTIONS**

CERTIFICATE 2518.05

**Exhibit 7B: SAR Test Report Photographs****Motorola Solutions Inc****EME Test Laboratory**

Motorola Solutions Malaysia Sdn Bhd (Innoplex)

Plot 2A, Medan Bayan Lepas

Mukim 12 SWD 11900 Bayan Lepas Penang, Malaysia.

*Tiong*

**Tiong Nguk Ing**  
**Deputy Technical Manager (Approved Signatory)**  
**Approval Date: 11/25/2019**

Report Revision History

Date	Revision	Comments
11/05/2019	A	Initial release

1.0 Highest SAR Test Position per body location

1.1 Body


DUT with fixed antenna, offered battery 1532 and body worn kit PMLN7220A against the phantom with an audio accessory NTN8867A (53724C) attached. Same position used for other applicable offered batteries and audio accessories.



Antenna kit #	Separation Distances (mm)		
	@ bottom surface of the DUT	@ antenna's base	@ antenna's tip
Fixed antenna	10	19	21

1.2 Face


Front of DUT with fixed antenna and offered battery PMNN4477A separated 2.5cm from the phantom without an audio accessory attached. Same position used for other applicable offered batteries.



Antenna kit #	Separation Distances (mm)		
	@ bottom surface of the DUT	@ antenna's base	@ antenna's tip
Fixed antenna	27	35	37


## 2.0 Other SAR tested positions at the body

DUT with fixed antenna, offered 3xAA Alkaline battery and belt clip PMLN7240A against the phantom with an audio accessory NTN8867A (53724C) attached. Same position used for other applicable offered.



Antenna kit #	Separation Distances (mm)		
	@ bottom surface of the DUT	@ antenna's base	@ antenna's tip
Fixed antenna	12	22	24

DUT with fixed antenna, offered battery 1532 and body worn kit PMLN7706A against the phantom with an audio accessory NTN8867A (53724C) attached. Same position used for other applicable offered batteries.



Antenna kit #	Separation Distances (mm)		
	@ bottom surface of the DUT	@ antenna's base	@ antenna's tip
Fixed antenna	10	19	21

3.0 Other SAR tested positions at the face

Not applicable

4.0 Other SAR tested positions at the head

Not applicable

5.0 Other SAR tested positions at the hand


Not applicable

6.0 DUT and Accessory Photos

The purpose of these photos is to illustrate the tested accessories. Refer to Part 1 of 2, section 7.0 for additional details on the offered accessories.

6.1 Antenna dimensions and photo:

Antenna Kit #	Physical Length (mm)	Electrical Length
Fixed Antenna	97	1/2 wave



Fixed Antenna (front)

6.2 Body worn accessories



DUT back & side view with belt clip PMLN7220A



DUT back & side view with belt clip PMLN7240A



DUT front, side & back view with Carry Pouch PMLN7706A

### 6.3 Battery accessories:



Front and side view of battery 1532



Battery AA Alkaline





Side and front view of battery PMNN4477A

#### 6.4 Audio accessories:



GU6443A (1518)



NTN9396B (56320B)



NTN8867A (53724C)



NTN8868C (53725C)





**NTN8870D (53727B)**



**PMLN7705AR**




**PMLN7251A**

6.5 DUT Dimensions

	Height (mm)	Width (mm)	Depth (mm)
Radio with battery PMNN4477A, AA Alkaline and 1532 & Radio Stand alone	121.5	57	34.7

For illustration purposes only - the following figure reflects the location of the device’s dimensions.



Note: H = Height; W = Width; D = Depth

$$W1 = (\text{Width @ Top}) / (\text{Width @ PTT})$$

$$D2 = (\text{Depth @ Bottom}) / (\text{Depth @ PTT})$$