


Operator's Guide



ScanPlus 1802
MicroBar 9735

Intermec

A **UNOVA** Company

Introduction

The Intermec Radio Kit includes the following products:

- a ScanPlus 1802 SR (CCD) or ST (laser) scanner with a built-in radio interface and battery pack.
- a MicroBar 9735 base unit with a built in radio interface
- a charger accommodating two battery packs simultaneously.

Operating principle

The scanner communicates with the host system via the MicroBar 9735 base unit. The MicroBar 9735 base unit lets you connect the scanner to a wide range of interfaces including:

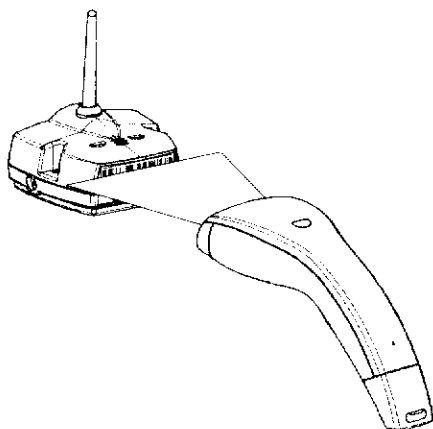
- RS232
- Wedge PC AT, DEC VT, Wyse
- IBM 468x cash registers
- OCIA cash registers

Communication between the scanner and the base unit is two-way: to prevent data loss, data sent by the scanner is always checked (CRC) and acknowledged. The data is sent to the host system once it has been acknowledged.

Using the ScanPlus 1802

The scanner does not have an ON/OFF switch: it is always in stand-by mode and ready to operate when the trigger is pressed. Pressing the trigger starts a read cycle. After a 2 second period, the scanner returns to stand-by mode if no bar codes have been read. As soon as a code is read, the scanner sends it to the base and emits an 80 millisecond success beep if it receives an acknowledgement from the base unit. If it does not, the scanner emits error beeps (six short, fast beeps).

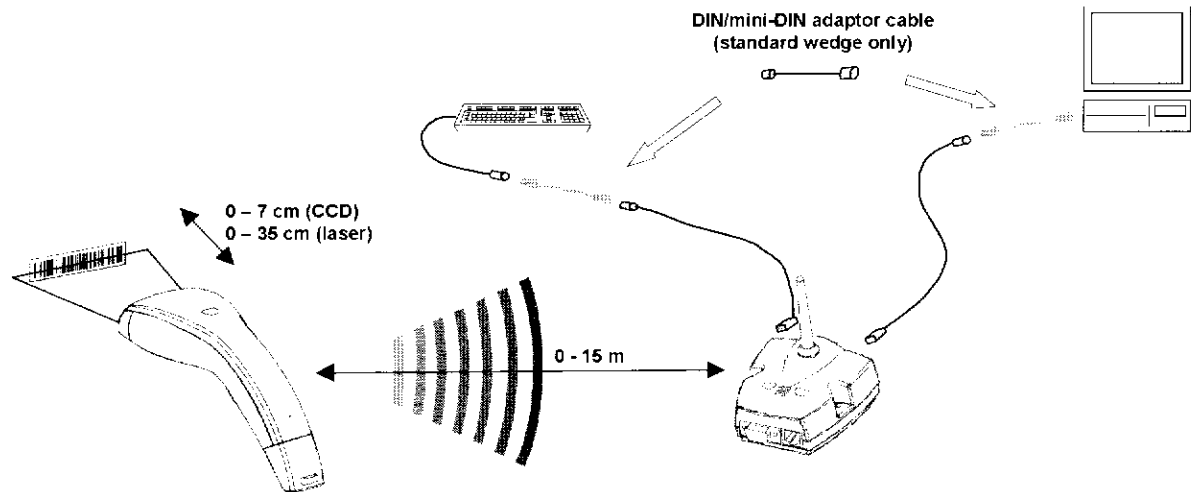
Before using the scanner for the first time with a base unit, the two products must be "hooked up". To do this, just scan the badge located on the edge of the MicroBar 9735.



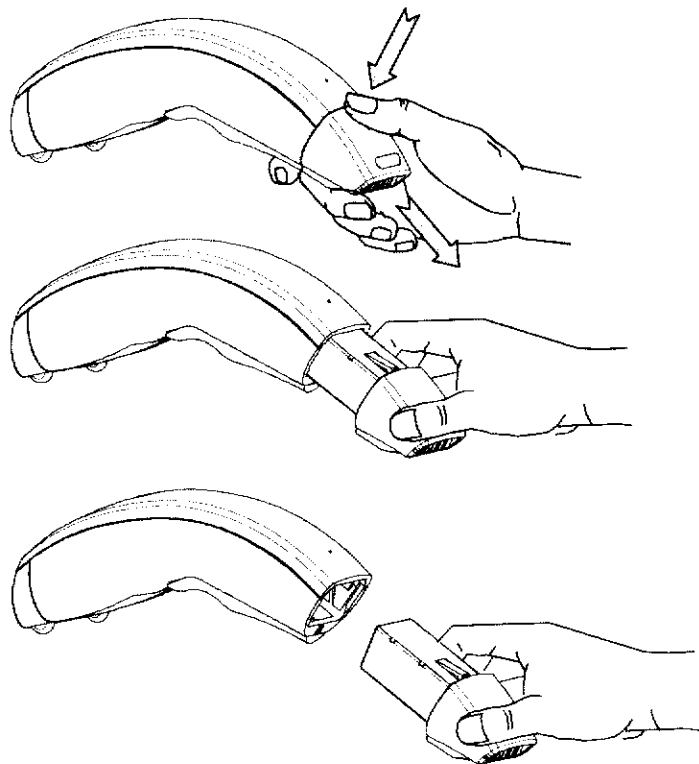
This scanner unit can now communicate with this base unit only. However, any number of scanners can be hooked up to the same MicroBar 9735 base unit. The parameters used for communicating with the base are saved to non-volatile memory in the scanner. You do not have to scan the "hook-up" badge again after changing the battery pack.

The scanner features a battery pack charge level detector: it emits a long, low beep when the trigger is pressed before enabling a read cycle and warns the user when the scanner's battery level is low. With an operating ratio of one second in use to three seconds in standby mode the battery pack provides over 8 hours of operation. If the application requires longer operating capabilities, the battery pack can be rapidly changed (see drawing). Changing the battery pack does not require any reconfiguring.

Connections (keyboard wedge)



ScanPlus 1802 Battery Pack replacement



Laser Warnings (ScanPlus 1802 ST only)

The ScanPlus 1802 ST is a Class 2 Laser Scanner. Fix the laser warning labels onto the product if they are not already present.



LASER LIGHT. DO NOT STARE INTO BEAM.
CLASS II LASER PRODUCT

CAUTION – Use of controls or adjustments or performance of procedures other than those specified herein result in hazardous laser light.

Regulatory Statements

CE Intermec hereby declares that the ScanPlus 1802 / MicroBar 9735 has been tested and found compliant with the below listed standards as required by the EMC Directive 89/336/EEC as amended by 92/31/EEC and by the Low Voltage Directive 73/23/EEC as amended by 93/68/EEC:

- ETS 300 683 (1997)-Electromagnetic Compatibility.
- I-ETS 300 220 (1994)-Radio Equipments and Systems Short range devices.
- EN 60950(1993)-Safety of information technology equipment.

The information contained in this document is for informational purposes only and is subject to change without notice. No part of this document may be copied or reproduced in any manner without the prior written permission of Intermec Technologies Corporation.

ScanPlus/MicroBar products are covered by patents issued or pending in the USA and other countries.

The word Intermec, the Intermec logo, ScanPlus, MicroBar and EasySet are either trademarks or registered trademarks of Intermec.

Throughout this document, trademarked names may be used. Rather than put a trademark (™ or ®) symbol in every occurrence of a trademarked name, we state that we are using the names only in an editorial fashion, and to the benefit of the trademark owner, with no intention of infringement.

North America / Asia Pacific / Latin America • 6001 36th Avenue West, PO Box 4280, Everett, WA 98203-9280 Tel: +1 425 348 2600 • Fax: +1 425 348 2833 • U.S. service and technical support, tel: 1.800.755.5505 • Canadian service and technical support, tel: 1.800.688.7043

Europe / Middle East / Africa • Sovereign House, Vastern Road, Reading RG1 8BT, England Tel: +44 118 987 9420 • Fax: +44 118 987 9416

Internet: <http://www.intermec.com>

E-mail: info@intermec.com

Support: <http://datacapture.intermec.com>

© 01/99 Intermec Technologies Corporation All Rights Reserved

Manual Supplement

For Users in the United States and Canada

Place this supplement in your manual.

This device complies with Part 15 of the FCC Rules and with RSS-210 of Industry Canada. Operation is subject to the following two conditions: (1) This device may not cause harmful interference, and (2) This device must accept any interference received, including interference that can cause undesired operation.

Federal Communications Commission Compliance

This equipment is intended for operation in a commercial environment, in compliance with the requirements for a Class A digital device, pursuant to Part 15 of the FCC Rules, and it must not be used in a residential environment; however, it has also been tested and found to comply with the more stringent requirements for a Class B device, pursuant to Part 15 of the FCC Rules. It generates, uses, and can radiate radio frequency energy. If not installed and used in accordance with the instruction manual, it may cause interference to radio communications. If this equipment causes interference, the user will be required to correct the interference at the user's own expense.

Note: *In order to maintain compliance with FCC Rules, the input/output (I/O) cables that interconnect between the device and any peripheral must be as specified by Intermec.*

Industry Canada Compliance

This Class B digital apparatus meets all requirements of the Canadian Interference-Causing Equipment Regulations.

This device requires a radio license, unless it is used totally inside a building. (The user must obtain this license.)

Cet appareil numérique de la classe B respecte toutes les exigences du Règlement sur le matériel brouilleur du Canada.

Cet appareil exige une licence radio à moins d'être entièrement installé dans un bâtiment. (L'utilisateur doit obtenir cette licence.)



Caution

Changes or modifications not expressly approved by Intermec could void the user's authority to operate this equipment.