

DDA-20

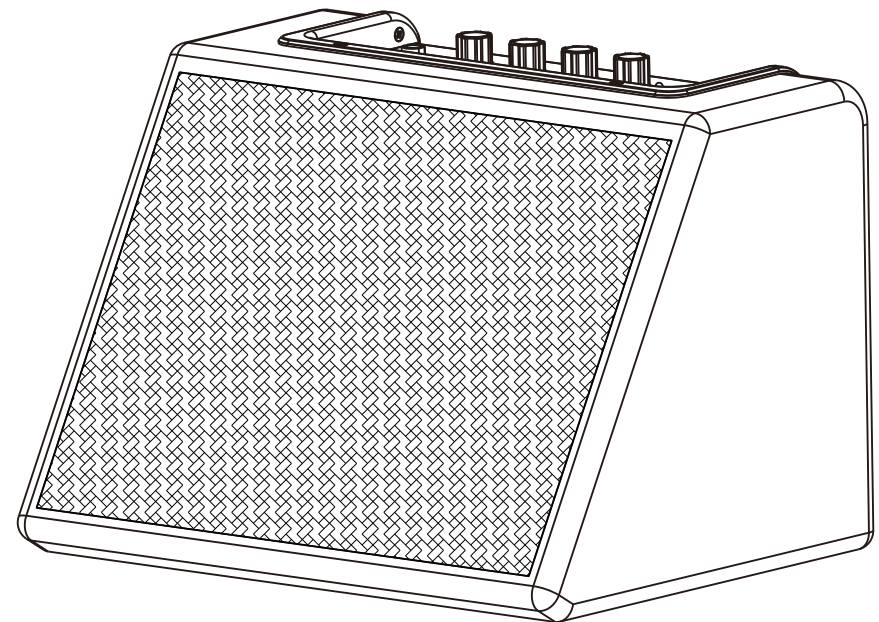
20 WATT

E-Drum AMPLIFIER

USER MANUAL

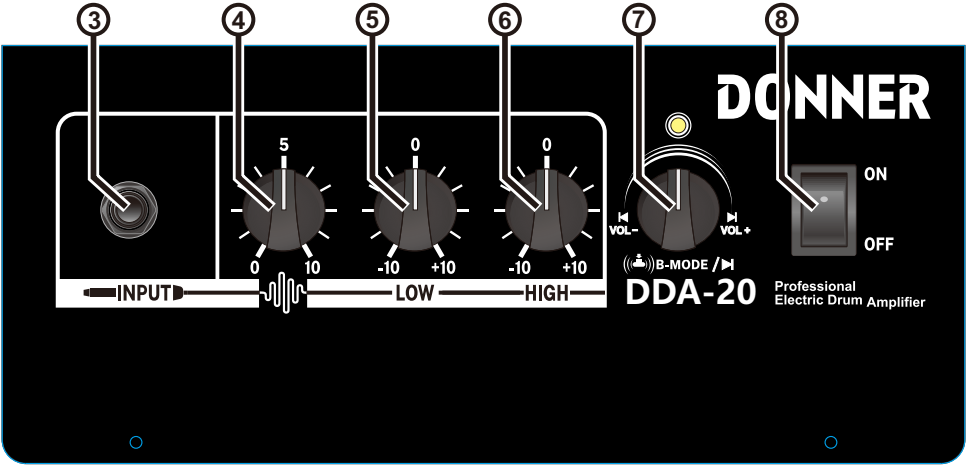


www.idonner.com
www.donnerdirect.com



★ **Make Your Own Music** ★

Control instructions



3. INPUT :

Used to connect input of musical instruments such as 'electronic drums';

4. GAIN :

Used to adjust the gain of the audio input from the 'INPUT' interface;

5. LOW :

This knob is used to adjust the low-frequency signal of the sound source input from the 'INPUT' interface;

6. HIGH :

This knob is used to adjust the high-frequency signal of the sound source input from the 'INPUT' interface;

7. Bluetooth function knob :

Long press: turn 'on/off' Bluetooth; **Click:** 'start/pause' music playback;

Twist right: Switch to next song; **right and stay:** Volume increase;

Twist left: Switch to previous song; **left and stay:** Volume decrease;

8. Power switch :

Flick upwards to 'turn on the power';



Thank you for choosing to purchase our DDA-20 electronic drum amplifier. Before using this product, please take a moment to read the user manual to understand the product's functions, usage skills and precautions, so that you can use this product better in the future.

Product description

DDA-20 is an electric drum amplifier developed based on the sound characteristics of electronic drums. It is equipped with a 6.5-inch woofer and a 2.0-inch tweeter, so that when you use electronic drums, you can not only output the bass sound of the drum, but also have the treble sound of the wiper, thus perfect restoration Drum tone effect. In terms of amplifier function selection, in addition to bass and treble balanced modulation, volume control and other functions, DDA-20 also expands the function of Bluetooth music playback, which greatly meets the needs of users for speakers.

Product parameter

Model	DDA-20
Rated output power	LF/20W+HF/5W
Speaker	Woofer 6.5 inches tweeter 2.0 inches
Frequency response	50-20kHz
Control	GAIN: Volume gain LOW: Low frequency signal strength HIGH: High frequency signal strength B-MODE: Bluetooth function buttons POWER: Power switch
Indicator light	Multi-function indicator (Bluetooth/Power)
interface	Input jack: 6.35mm audio interface DC - IN: random power cord
size	295(L) × 225(W) × 230(H)mm
weight	3.6 KG
Package Included	1 * Donner DDA-20 20W Amplifier 1 * Donner Warranty Card 1 * Original Adapter (18V/3A)



WARNING & CAUTION

- ⚠ WARNING : Remind users that improper use can be dangerous or harmful
- ⚠ CAUTION: Remind users that improper use can cause damage or damage to items.

⚠ WARNING

- Before using this product, please read the instructions and user manual.
- When using, please connect to a power outlet with grounding protection.
- Do not disassemble or modify the built-in components and wiring of this device by yourself.
- Do not place this equipment in the following places:
 1. Places with excessive temperature
 2. Humid place
 3. Places with heavy humidity
 4. Places directly exposed to rain
 5. Dusty places
 6. Places with strong vibrations
- Please use the supplied power cord or adapter, and at the same time ensure that the line voltage matches the input voltage indicated on the power supply. Improper use of voltage will cause equipment damage, malfunction or electric shock.
- Do not excessively twist or bend the power cord, nor place heavy objects on it. Otherwise it will damage the power cord and cause breakage and short circuit. Damaged wires may cause fire and electric shock!
- Do not drop or seep any dangerous objects or any liquid into the equipment.
- When the following situations occur, turn off the power immediately and unplug the plug:
 1. Damaged adapter, power cord or plug
 2. Smoke or peculiar smell occurs
 3. The equipment is directly exposed to rain (or wet)
 4. The equipment is not operating normally or has obvious abnormalities
- Do not share too many electrical appliances with this product. Pay special attention to all your equipment, the total power must not exceed the power that the socket can withstand.
- Please place this equipment in a place that does not affect its good ventilation.
- When inserting the power cord plug into the socket, hold the power cord plug with your hand.
- Please avoid entanglement of the power cord with various wires. In addition, keep away from children.
- When your hands are wet, do not take the power cord or insert or unplug the power cord plug.
- Before moving the device, unplug the power cord and all cables connected to the device.
- Before cleaning the device, turn off the power and unplug the power cord from the socket.
- If you suspect a lightning strike in your area, please unplug the power plug.



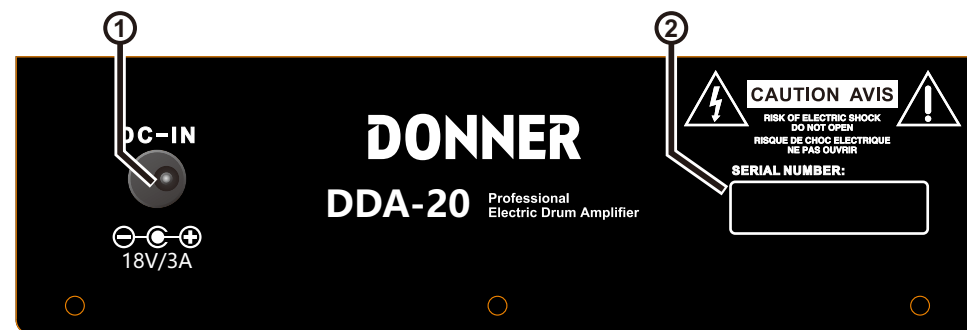
⚠ CAUTION

- Please do not expose the machine to direct sunlight, or place it next to a heat source or other high-temperature objects. Too high temperature can easily cause body deformation and discoloration.
- If the machine is moved from one place to a place with a large difference in temperature and humidity, moisture (condensation) may form in the machine. If the machine is used at this time, it may cause damage or malfunction of the machine.

Other considerations

- Use the buttons, push rods, and connection sockets of the device with moderate force.
- When inserting or disconnecting the cable, please grasp the connection port and cable.
- To avoid disturbing your neighbors, please adjust the volume to an appropriate level.
- When you need to ship the device, please put the device in the original box.
- Some connecting wires contain resistance. Do not use cables that contain resistance.

Control instructions



1. DC - IN :

Please use the original adapter to connect this interface to power the amplifier (18V / 3A);

2. SERIAL :

Used to display information related to product production;



FCC Warning

This device complies with part 15 of the FCC Rules. Operation is subject to the following two conditions:
(1) This device may not cause harmful interference, and (2) this device must accept any interference received, including interference that may cause undesired operation.

Any Changes or modifications not expressly approved by the party responsible for compliance could void the user's authority to operate the equipment.

Note: This equipment has been tested and found to comply with the limits for a Class B digital device, pursuant to part 15 of the FCC Rules. These limits are designed to provide reasonable protection against harmful interference in a residential installation. This equipment generates uses and can radiate radio frequency energy and, if not installed and used in accordance with the instructions, may cause harmful interference to radio communications. However, there is no guarantee that interference will not occur in a particular installation. If this equipment does cause harmful interference to radio or television reception, which can be determined by turning the equipment off and on, the user is encouraged to try to correct the interference by one or more of the following measures:

- Reorient or relocate the receiving antenna.
- Increase the separation between the equipment and receiver.
- Connect the equipment into an outlet on a circuit different from that to which the receiver is connected.
- Consult the dealer or an experienced radio/TV technician for help.

This equipment complies with FCC radiation exposure limits set forth for an uncontrolled environment. This equipment should be installed and operated with minimum distance 20cm between the radiator & your body.