


## 8. SETUP PHOTOS


### ANTENNA PORT CONDUCTED POWR MEASUREMENT SETUP




**RADIATED RF MEASUREMENT SETUP**



BACK PHOTO



**POWERLINE CONDUCTED EMISSIONS MEASUREMENT SETUP**



LINE CONDUCTED BACK PHOTO



**END OF REPORT**