

# TEST REPORT

**Application No.:** SZCR2306001888AT

**Applicant:** Vanstone Electronic (Beijing) Co., Ltd.

**Address of Applicant:** 3F No.2 Building, Aisino Corporation Park 18A, Xingshikou Road, Haidian District, Beijing, China 100195

**Manufacturer:** Vanstone Electronic (Beijing) Co., Ltd.

**Address of Manufacturer:** 3F No.2 Building, Aisino Corporation Park 18A, Xingshikou Road, Haidian District, Beijing, China 100195

**Equipment Under Test (EUT):**

**EUT Name:** Android POS Terminal

**Model No.:** A99

**FCC ID:** OWLA99

**Standard(s) :** 47 CFR Part 2  
47 CFR Part 22 subpart H  
47 CFR Part 24 subpart E

**Date of Receipt:** 2023-06-16

**Date of Test:** 2023-06-20 to 2023-07-18

**Date of Issue:** 2023-07-22

<b>Test Result:</b>	<b>Pass*</b>
---------------------	--------------

\* In the configuration tested, the EUT complied with the standards specified above.

Keny Xu

Keny Xu  
EMC Laboratory Manager



## SGS-CSTC Standards Technical Services Co., Ltd. Shenzhen Branch

SZEMC-TRF-01 Rev. A/0 Aug01,2022

Report No.: SZCR230600188807

Page: 2 of 23

Revision Record				
Version	Chapter	Date	Modifier	Remark
01		2023-07-22		Original

Authorized for issue by:				
		Calvin Weng		
		Calvin Weng/Project Engineer		
		Eric Fu		
		Eric Fu/Reviewer		



Unless otherwise agreed in writing, this document is issued by the Company subject to its General Conditions of Service printed overleaf, available on request or accessible at <https://www.sgs.com/en/Terms-and-Conditions>. Attention is drawn to the limitation of liability, indemnification and jurisdiction issues defined therein. Any holder of this document is advised that information contained hereon reflects the Company's findings at the time of its intervention only and within the limits of Client's instructions, if any. The Company's sole responsibility is to its Client and this document does not exonerate parties to a transaction from exercising all their rights and obligations under the transaction documents. This document cannot be reproduced except in full, without prior written approval of the Company. Any unauthorized alteration, forgery or falsification of the content or appearance of this document is unlawful and offenders may be prosecuted to the fullest extent of the law. Unless otherwise stated the results shown in this test report refer only to the sample(s) tested and such sample(s) are retained for 30 days only.

Attention: To check the authenticity of testing /inspection report & certificate, please contact us at telephone: (86-755) 8307 1443, or email: [CN.Doccheck@sgs.com](mailto:CN.Doccheck@sgs.com)

SGS-CSTC Standards Technical Services Co., Ltd.  
Shenzhen Branch (Shenzhen) Laboratory

No.1 Workshop, M-10, Middle Section, Science & Technology Park, Nanshan District, Shenzhen, Guangdong, China 518057 t (86-755) 26012053 f (86-755) 26710594 www.sgs.com.cn  
中国·广东·深圳市南山区科技园中区M-10栋1号厂房 邮编:518057 t (86-755) 26012053 f (86-755) 26710594 sgs.china@sgs.com

## 2 Test Summary

Test Item	FCC Rule No.	Requirements	Verdict
Effective (Isotropic) Radiated Power Output Data	§2.1046, §22.913, §24.232	ERP≤7W(GSM850) EIRP≤2W(PCS1900)	PASS
Peak-Average Ratio	§24.232	≤13dB	PASS
Modulation Characteristics	§2.1047	Digital modulation	PASS
Bandwidth	§2.1049(h)	OBW: No limit EBW: No limit	PASS
Band Edge Compliance	§2.1051, §22.917, §24.238	≤ -13dBm/1%*EBW, in 1 MHz bands immediately outside and adjacent to the frequency block.	PASS
Spurious emissions at antenna terminals	§2.1051, §22.917, §24.238	≤ -13dBm	PASS
Field strength of spurious radiation	§2.1051, §22.917, §24.238	≤ -13dBm	PASS
Frequency stability	§2.1055, §22.355, §24.235	≤ ±2.5ppm.	PASS



### 3 Contents

	Page
1 Cover Page.....	1
2 Test Summary.....	3
3 Contents .....	4
4 General Information.....	6
4.1 Details of E.U.T.....	6
4.2 Test Frequency .....	7
4.3 Test Environment .....	7
4.4 Description of Support Units .....	7
4.5 Measurement Uncertainty .....	8
4.6 Test Location .....	9
4.7 Test Facility.....	9
4.8 Deviation from Standards .....	9
4.9 Abnormalities from Standard Conditions .....	9
5 Equipment List .....	10
6 Radio Spectrum Matter Test Results .....	12
6.1 Effective (Isotropic) Radiated Power Output Data .....	12
6.1.1 E.U.T. Operation .....	12
6.1.2 Test Setup Diagram .....	12
6.1.3 Measurement Data.....	12
6.2 Peak-Average Ratio .....	13
6.2.1 E.U.T. Operation .....	13
6.2.2 Test Setup Diagram .....	13
6.2.3 Measurement Data.....	13
6.3 Bandwidth .....	14
6.3.1 E.U.T. Operation .....	14
6.3.2 Test Setup Diagram .....	14
6.3.3 Measurement Data.....	14
6.4 Band Edge Compliance.....	15
6.4.1 E.U.T. Operation .....	15
6.4.2 Test Setup Diagram .....	15
6.4.3 Measurement Data.....	15
6.5 Spurious emissions at antenna terminals.....	16
6.5.1 E.U.T. Operation .....	16
6.5.2 Test Setup Diagram .....	16
6.5.3 Measurement Data.....	16
6.6 Field strength of spurious radiation .....	17
6.6.1 E.U.T. Operation .....	17
6.6.2 Test Setup Diagram .....	17
6.6.3 Measurement Procedure and Data.....	18



## SGS-CSTC Standards Technical Services Co., Ltd. Shenzhen Branch

SZEMC-TRF-01 Rev. A/0 Aug01,2022

Report No.: SZCR230600188807

Page: 5 of 23

6.7	Frequency stability .....	21
6.7.1	E.U.T. Operation .....	21
6.7.2	Test Setup Diagram .....	21
6.7.3	Measurement Data.....	21
6.8	Modulation Characteristics .....	22
6.8.1	E.U.T. Operation .....	22
6.8.2	Test Setup Diagram .....	22
6.8.3	Measurement Data.....	22
7	Test Setup Photo .....	23
8	EUT Constructional Details (EUT Photos).....	23



SGS-CSTC Standards Technical Services Co., Ltd.  
Shenzhen Branch (SZEMC) EMC Laboratory

Unless otherwise agreed in writing, this document is issued by the Company subject to its General Conditions of Service printed overleaf, available on request or accessible at <https://www.sgs.com/en/Terms-and-Conditions>. Attention is drawn to the limitation of liability, indemnification and jurisdiction issues defined therein. Any holder of this document is advised that information contained hereon reflects the Company's findings at the time of its intervention only and within the limits of Client's instructions, if any. The Company's sole responsibility is to its Client and this document does not exonerate parties to a transaction from exercising all their rights and obligations under the transaction documents. This document cannot be reproduced except in full, without prior written approval of the Company. Any unauthorized alteration, forgery or falsification of the content or appearance of this document is unlawful and offenders may be prosecuted to the fullest extent of the law. Unless otherwise stated the results shown in this test report refer only to the sample(s) tested and such sample(s) are retained for 30 days only.

Attention: To check the authenticity of testing /inspection report & certificate, please contact us at telephone: (86-755) 8307 1443, or email: [CN.Doccheck@sgs.com](mailto:CN.Doccheck@sgs.com)

No.1 Workshop, M-10, Middle Section, Science & Technology Park, Nanshan District, Shenzhen, Guangdong, China 518057 t (86-755) 26012053 f (86-755) 26710594 www.ssgroup.com.cn  
中国·广东·深圳市南山区科技园中区M-10栋1号厂房 邮编:518057 t (86-755) 26012053 f (86-755) 26710594 sgs.china@sgs.com



## 4 General Information

### 4.1 Details of E.U.T.

Power supply:	DC7.6V by li-ion battery(2600mAh) Battery M/N:BT-991 Battery Manufacture:Zhuhai Greaton Electronic Technology Co.,Ltd. Recharged by AC/DC adapter Adapter M/N:SW-0983 Adapter Input:AC100-240V, 50/60Hz, 0.5A Adapter Output: DC5V/2A
Cable(s):	USB type C cable: 1.5m unshielded cable without ferrite core
Sample Type:	Portable production
Support Network:	GPRS, EGPRS
Operation Frequency Band:	GSM850/PCS1900
Modulation Type:	GMSK for GPRS/EGPRS; 8PSK for EGPRS;
GPRS Class:	12
EGPRS Class:	12
Antenna Type:	PIFA Antenna
Antenna Gain:	GSM850: 0.2dBi PCS1900: 3.06dBi
SIM Card:	This device has dual SIM Card sockets. Both the SIM sockets have been tested. SIM1 was worst case, only record SIM1.

1



## 4.2 Test Frequency

Test mode:	TX	RF Channel		
		Low (L)	Middle (M)	High (H)
GSM850	TX	Channel 128	Channel 190	Channel 251
		824.2MHz	836.6 MHz	848.8 MHz
Test mode:	TX	RF Channel		
		Low (L)	Middle (M)	High (H)
PCS1900	TX	Channel 512	Channel 661	Channel 810
		1850.2MHz	1880.0 MHz	1909.8 MHz

## 4.3 Test Environment

Environment Parameter	Selected Values During Tests	
Temperature:	TL	-30°C
	TN	+20°C
	TH	+50°C
Voltage:	VL	6.46 Vdc
	VN	7.6 Vdc
	VH	8.74 Vdc

NOTE: VL= lower extreme test voltage  
 VN= nominal voltage  
 VH= upper extreme test voltage  
 TL= lower extreme test temperature  
 TN= normal temperature  
 TH= upper extreme test temperature

## 4.4 Description of Support Units

The EUT has been tested independent unit.

## 4.5 Measurement Uncertainty

No.	Item	Measurement Uncertainty
1	Radio Frequency	$\pm 5.4 \times 10^{-8}$
2	Duty cycle	$\pm 0.3\%$
3	Occupied Bandwidth	$\pm 3\%$
4	RF conducted power	$\pm 0.8\text{dB}$
5	RF power density	$\pm 0.4\text{dB}$
6	Conducted Spurious emissions	$\pm 2.7\text{dB}$
7	Radiated Spurious emission test	$\pm 3.1\text{dB}$ (Below 1GHz)
		$\pm 4.4\text{dB}$ (Above 1GHz)
8	Temperature test	$\pm 1^{\circ}\text{C}$
9	Humidity test	$\pm 3\%$
10	Supply voltages	$\pm 1.5\%$
11	Time	$\pm 3\%$





## SGS-CSTC Standards Technical Services Co., Ltd. Shenzhen Branch

SZEMC-TRF-01 Rev. A/0 Aug01,2022

Report No.: SZCR230600188807

Page: 9 of 23

### 4.6 Test Location

All tests were performed at:

SGS-CSTC Standards Technical Services Co., Ltd., Shenzhen Branch

No. 1 Workshop, M-10, Middle Section, Science & Technology Park, Nanshan District, Shenzhen, Guangdong, China. 518057.

Tel: +86 755 2601 2053 Fax: +86 755 2671 0594

No tests were sub-contracted.

### 4.7 Test Facility

The test facility is recognized, certified, or accredited by the following organizations:

#### • A2LA (Certificate No. 3816.01)

SGS-CSTC Standards Technical Services Co., Ltd., Shenzhen EMC Laboratory is accredited by the American Association for Laboratory Accreditation(A2LA). Certificate No. 3816.01.

#### • VCCI (Member No. 1937)

The 3m Fully-anechoic chamber for above 1GHz, 10m Semi-anechoic chamber for below 1GHz, Shielded Room for Mains Port Conducted Interference Measurement and Telecommunication Port Conducted Interference Measurement of SGS-CSTC Standards Technical Services Co., Ltd.

Shenzhen EMC laboratory have been registered in accordance with the Regulations for Voluntary Control Measures with Registration No.: G-20026, R-14188, C-12383 and T-11153 respectively.

#### • FCC –Designation Number: CN1336

SGS-CSTC Standards Technical Services Co., Ltd., Shenzhen EMC Laboratory has been recognized as an accredited testing laboratory.

Designation Number: CN1336. Test Firm Registration Number: 787754.

#### • Innovation, Science and Economic Development Canada

SGS-CSTC Standards Technical Services Co., Ltd., Shenzhen EMC Laboratory has been recognized by ISED as an accredited testing laboratory.

CAB identifier: CN0006.

IC#: 4620C.

### 4.8 Deviation from Standards

None

### 4.9 Abnormalities from Standard Conditions

None



SGS-CSTC Standards Technical Services Co., Ltd.  
Shenzhen Branch EMC Laboratory.

Unless otherwise agreed in writing, this document is issued by the Company subject to its General Conditions of Service printed overleaf, available on request or accessible at <https://www.sgs.com/en/Terms-and-Conditions>. Attention is drawn to the limitation of liability, indemnification and jurisdiction issues defined therein. Any holder of this document is advised that information contained hereon reflects the Company's findings at the time of its intervention only and within the limits of Client's instructions, if any. The Company's sole responsibility is to its Client and this document does not exonerate parties to a transaction from exercising all their rights and obligations under the transaction documents. This document cannot be reproduced except in full, without prior written approval of the Company. Any unauthorized alteration, forgery or falsification of the content or appearance of this document is unlawful and offenders may be prosecuted to the fullest extent of the law. Unless otherwise stated the results shown in this test report refer only to the sample(s) tested and such sample(s) are retained for 30 days only.

Attention: To check the authenticity of testing /inspection report & certificate, please contact us at telephone: (86-755) 8307 1443, or email: [CN.Doccheck@sgs.com](mailto:CN.Doccheck@sgs.com)

No.1 Workshop, M-10, Middle Section, Science & Technology Park, Nanshan District, Shenzhen, Guangdong, China 518057 t (86-755) 26012053 f (86-755) 26710594 www.sgs.com.cn  
中国·广东·深圳市南山区科技园中区M-10栋1号厂房 邮编:518057 t (86-755) 26012053 f (86-755) 26710594 sgs.china@sgs.com

# SGS-CSTC Standards Technical Services Co., Ltd. Shenzhen Branch

SZEMC-TRF-01 Rev. A/0 Aug01,2022

Report No.: SZCR230600188807

Page: 10 of 23

## 5 Equipment List

RF conducted test					
Test Equipment	Manufacturer	Model No.	Inventory No.	Cal. Date	Cal. Due date
Programmable DC Source	Chroma	62024P-80-60	SEM011-09	2022/07/12 2023/07/11	2023/07/11 2024/07/10
Programmable Temperature & Humidity Chamber	Votsch Industrietechnik GmbH	VT 4002	SEM002-15	2023/03/21	2024/03/20
Spectrum Analyzer	Rohde & Schwarz	FSU43	SEM004-08	2022/07/12 2023/07/11	2023/07/11 2024/07/10
Measurement Software	TST	TST PASS V2.0	N/A	N/A	N/A
Attenuator	Huber+Suhner	6620_SMA-50-1	SEM021-09	2022/07/12 2023/07/11	2023/07/11 2024/07/10
Universal Radio Communication Tester	Rohde & Schwarz	CMW 500	SEM010-03	2023/03/28	2024/03/27
Power Sensor	KEYSIGHT	U2021XA	SEM009-15	2023/03/21	2024/03/20

RE in Chamber					
Test Equipment	Manufacturer	Model No.	Inventory No.	Cal. Date	Cal. Due date
Trilog-Broadband Antenna	Schwarzbeck	VULB9168	SEM003-33	2021/9/25	2024/9/24
MXE EMI receiver	Agilent	N9038A	SEM004-05	2022/07/12 2023/07/11	2023/07/11 2024/07/10
Pre-amplifier	HP	8447D	SEM005-02	2022/07/12 2023/07/11	2023/07/11 2024/07/10
Spectrum Analyzer	Rohde & Schwarz	101288	SEM004-08	2022/07/12 2023/07/11	2023/07/11 2024/07/10
Low Noise Amplifier	CLAVIIO	BDLNA-0118-352810	SEM005-05	2022/07/12 2023/07/11	2023/07/11 2024/07/10
Substitution Antenna	Schwarzbeck	VULB9168	SEM003-18	2022/08/07	2025/08/06
Signal Generator(9kHz-40GHz)	N5173B	MY53270267	Agilent	2022/07/12 2023/07/11	2023/07/11 2024/07/10
Pre-amplifier	HP	8447D	SEM005-02	2022/07/12 2023/07/11	2023/07/11 2024/07/10
Broad-Band Horn Antenna	Schwarzbeck	BBHA 9170	SEM003-15	2021/7/11	2024/7/10
Broad-Band Horn Antenna	Schwarzbeck	BBHA 9120D	SEM003-32	2021/9/26	2024/9/25
Double-ridged	ETS-LINDGREN	3117	SEM003-34	2021/9/25	2024/9/24



Unless otherwise agreed in writing, this document is issued by the Company subject to its General Conditions of Service printed overleaf, available on request or accessible at <https://www.sgs.com/en/Terms-and-Conditions>. Attention is drawn to the limitation of liability, indemnification and jurisdiction issues defined therein. Any holder of this document is advised that information contained hereon reflects the Company's findings at the time of its intervention only and within the limits of Client's instructions, if any. The Company's sole responsibility is to its Client and this document does not exonerate parties to a transaction from exercising all their rights and obligations under the transaction documents. This document cannot be reproduced except in full, without prior written approval of the Company. Any unauthorized alteration, forgery or falsification of the content or appearance of this document is unlawful and offenders may be prosecuted to the fullest extent of the law. Unless otherwise stated the results shown in this test report refer only to the sample(s) tested and such sample(s) are retained for 30 days only.

Attention: To check the authenticity of testing /inspection report & certificate, please contact us at telephone: (86-755) 8307 1443, or email: [CN.Doccheck@sgs.com](mailto:CN.Doccheck@sgs.com)

SGS-CSTC Standards Technical Services Co., Ltd.  
Shenzhen Branch

No.1 Workshop, M-10, Middle Section, Science & Technology Park, Nanshan District, Shenzhen, Guangdong, China 518057 t (86-755) 26012053 f (86-755) 26710594 www.sgsgroup.com.cn  
中国·广东·深圳市南山区科技园中区M-10栋1号厂房 邮编:518057 t (86-755) 26012053 f (86-755) 26710594 sgs.china@sgs.com

# SGS-CSTC Standards Technical Services Co., Ltd. Shenzhen Branch

SZEMC-TRF-01 Rev. A/0 Aug01,2022

Report No.: SZCR230600188807

Page: 11 of 23

waveguide horn					
Spectrum Analyzer	Rohde & Schwarz	101288	SEM004-08	2022/07/12 2023/07/11	2023/07/11 2024/07/10
Low Noise Amplifier	CLAVIIO	BDLNA-0118-352810	SEM005-05	2022/07/12 2023/07/11	2023/07/11 2024/07/10
Pre-amplifier	Compliance Directions Systems Inc.	PAP-2640-50	SEM005-08	2022/07/12 2023/07/11	2023/07/11 2024/07/10
Pre-amplifier	Rohde & Schwarz	CH14-H052	SEM005-17	2022/07/12 2023/07/11	2023/07/11 2024/07/10
Substitution Antenna	ETS-Lindgren	3142C	SEM003-01	2020/06/26 2023/06/25	2023/06/25 202606/24
Universal Radio Communication Tester	Rohde & Schwarz	CMW 500	SEM010-03	2022/03/29 2024/03/28	2023/03/28 2024/03/27

## General used equipment

Equipment	Manufacturer	Model No.	Inventory No.	Cal Date	Cal Due Date
Humidity/ Temperature Indicator	Mingle	N/A	SEM002-08	2022/09/04	2023/09/03
Humidity/ Temperature Indicator	Anymetre	TH101B	SEM002-09	2022/09/04	2023/09/03
Barometer	Changchun Meteorological Industry Factory	DYM3	SEM002-01	2023/03/23	2024/03/22



SGS-CSTC Standards Technical Services Co., Ltd.  
Shenzhen Branch (SZEMC) Laboratory

Unless otherwise agreed in writing, this document is issued by the Company subject to its General Conditions of Service printed overleaf, available on request or accessible at <https://www.sgs.com/en/Terms-and-Conditions>. Attention is drawn to the limitation of liability, indemnification and jurisdiction issues defined therein. Any holder of this document is advised that information contained hereon reflects the Company's findings at the time of its intervention only and within the limits of Client's instructions, if any. The Company's sole responsibility is to its Client and this document does not exonerate parties to a transaction from exercising all their rights and obligations under the transaction documents. This document cannot be reproduced except in full, without prior written approval of the Company. Any unauthorized alteration, forgery or falsification of the content or appearance of this document is unlawful and offenders may be prosecuted to the fullest extent of the law. Unless otherwise stated the results shown in this test report refer only to the sample(s) tested and such sample(s) are retained for 30 days only.

Attention: To check the authenticity of testing /inspection report & certificate, please contact us at telephone: (86-755) 8307 1443, or email: [CN.Doccheck@sgs.com](mailto:CN.Doccheck@sgs.com)

No.1 Workshop, M-10, Middle Section, Science & Technology Park, Nanshan District, Shenzhen, Guangdong, China 518057 t (86-755) 26012053 f (86-755) 26710594 www.sgs.com.cn  
中国·广东·深圳市南山区科技园中区M-10栋1号厂房 邮编:518057 t (86-755) 26012053 f (86-755) 26710594 sgs.china@sgs.com

## 6 Radio Spectrum Matter Test Results

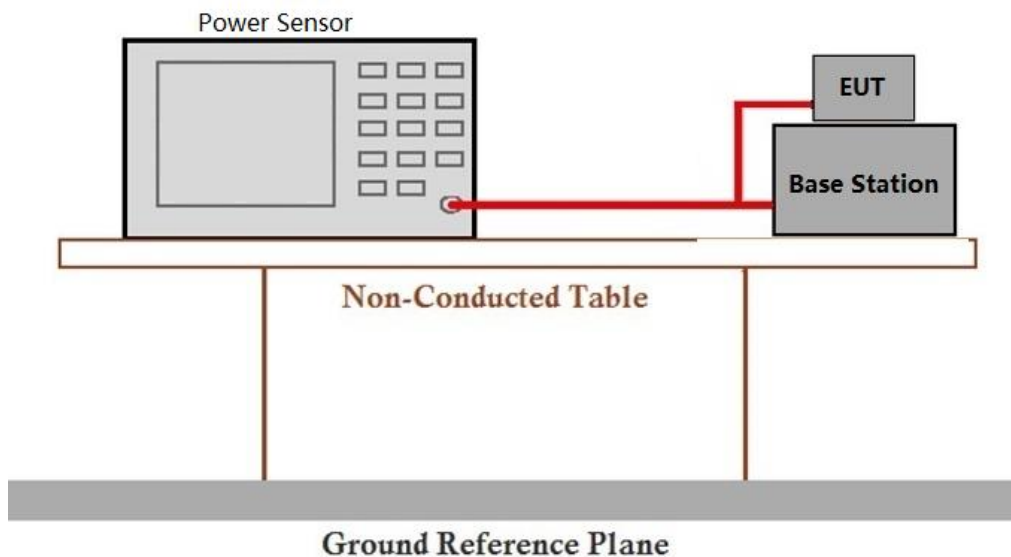
### 6.1 Effective (Isotropic) Radiated Power Output Data

Test Requirement: §2.1046, §22.913, §24.232  
 Test Method: ANSI C63.26-2015, KDB 971168 D01 v03r01  
 Limit: ERP≤7W(GSM850)  
 EIRP ≤ 2W(PCS1900)

#### 6.1.1 E.U.T. Operation

Operating Environment:  
 Temperature: 21.5 °C Humidity: 53.5 % RH Atmospheric Pressure: 1020 mbar  
 Test mode: 30:TX mode\_Keep the EUT in transmitting mode

#### 6.1.2 Test Setup Diagram



#### 6.1.3 Measurement Data

Please refer to Appendix for GSM RF power test data.



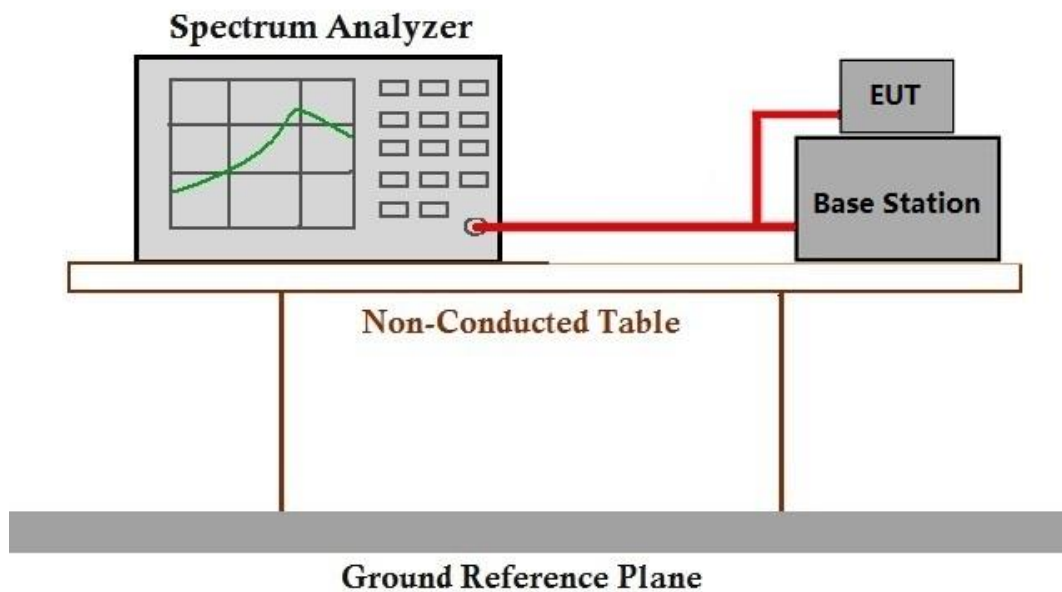
### 6.2 Peak-Average Ratio

Test Requirement: §24.232  
 Test Method: ANSI C63.26-2015, KDB 971168 D01 v03r01  
 Limit: ≤13dB

#### 6.2.1 E.U.T. Operation

Operating Environment:  
 Temperature: 21.5 °C Humidity: 53.5 % RH Atmospheric Pressure: 1020 mbar  
 Test mode: 30:TX mode\_Keep the EUT in transmitting mode

#### 6.2.2 Test Setup Diagram



#### 6.2.3 Measurement Data

Please refer to Appendix for GSM PAR test data.



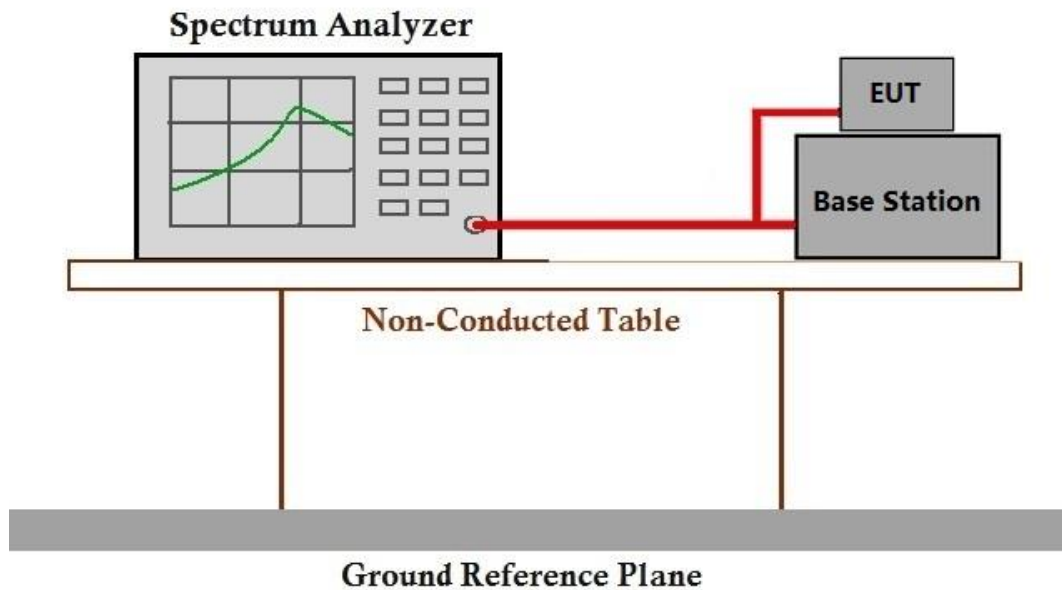
### 6.3 Bandwidth

Test Requirement: §2.1049(h), §22.917, §24.238  
 Test Method: ANSI C63.26-2015, KDB 971168 D01 v03r01  
 Limit: OBW: No limit  
 EBW: No limit

#### 6.3.1 E.U.T. Operation

Operating Environment:  
 Temperature: 21.5 °C Humidity: 53.5 % RH Atmospheric Pressure: 1020 mbar  
 Test mode: 30:TX mode\_Keep the EUT in transmitting mode

#### 6.3.2 Test Setup Diagram



#### 6.3.3 Measurement Data

Please refer to Appendix for GSM bandwidth test data.



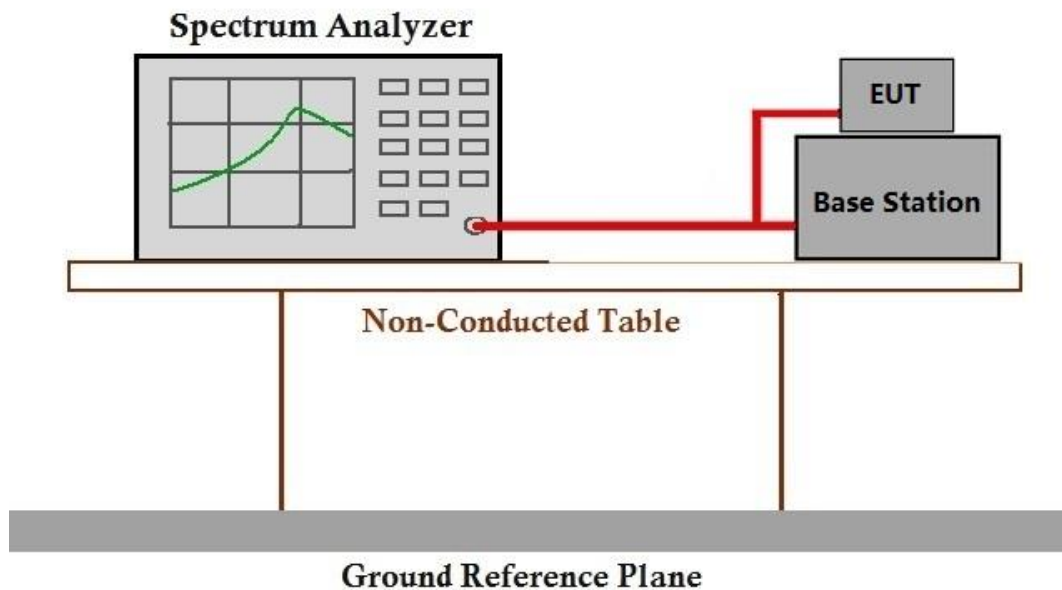
### 6.4 Band Edge Compliance

Test Requirement: §2.1051, §22.917, §24.238  
 Test Method: ANSI C63.26-2015, KDB 971168 D01 v03r01  
 Limit:  $\leq -13\text{dBm}/1\% \cdot \text{EBW}$ , in 1 MHz bands immediately outside and adjacent to the frequency block.

#### 6.4.1 E.U.T. Operation

Operating Environment:  
 Temperature: 21.5 °C Humidity: 53.5 % RH Atmospheric Pressure: 1020 mbar  
 Test mode: 30:TX mode\_Keep the EUT in transmitting mode

#### 6.4.2 Test Setup Diagram



#### 6.4.3 Measurement Data

Please refer to Appendix for GSM CSE test data.

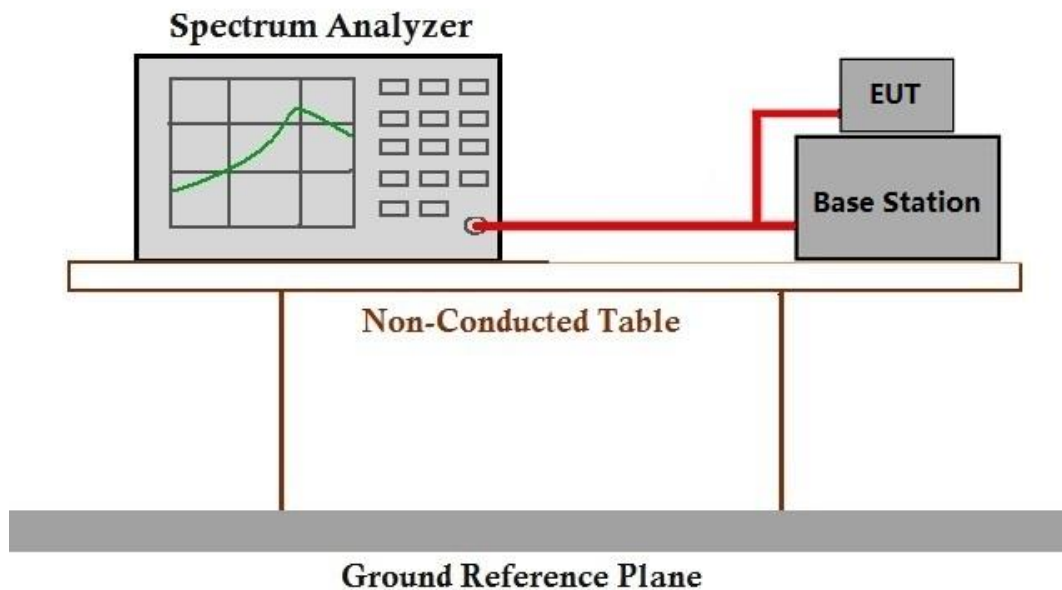
### 6.5 Spurious emissions at antenna terminals

Test Requirement: §2.1051, §22.917, §24.238  
 Test Method: ANSI C63.26-2015, KDB 971168 D01 v03r01  
 Limit:  $\leq -13\text{dBm}$

#### 6.5.1 E.U.T. Operation

Operating Environment:  
 Temperature: 21.5 °C Humidity: 53.5 % RH Atmospheric Pressure: 1020 mbar  
 Test mode: 30:TX mode\_Keep the EUT in transmitting mode

#### 6.5.2 Test Setup Diagram



#### 6.5.3 Measurement Data

Please refer to Appendix for GSM CSE test data.

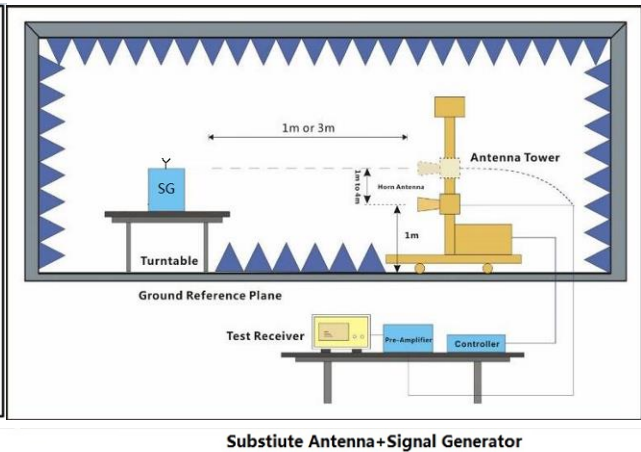
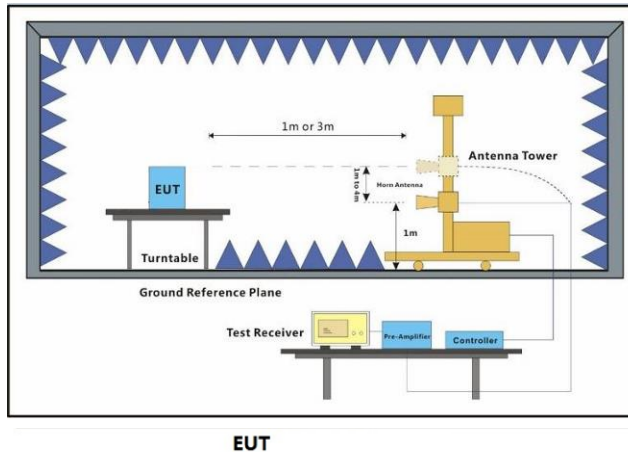
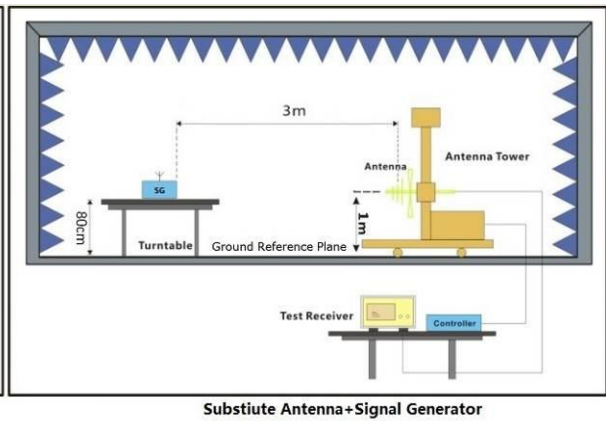
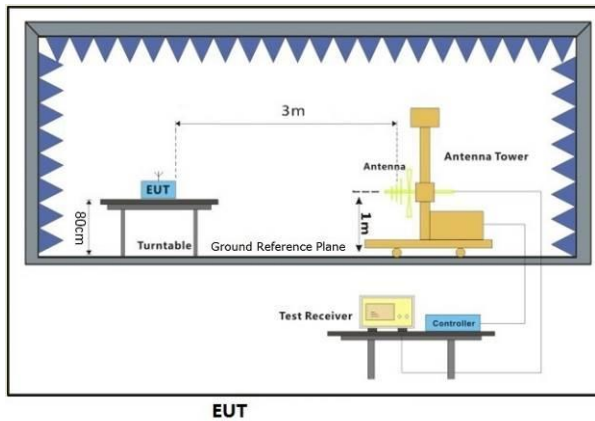
### 6.6 Field strength of spurious radiation

Test Requirement: §2.1051, §22.917, §24.238  
 Test Method: ANSI C63.26-2015, KDB 971168 D01 v03r01  
 Limit:  $\leq -13\text{dBm}$

#### 6.6.1 E.U.T. Operation

Operating Environment:  
 Temperature: 21.5 °C Humidity: 53.5 % RH Atmospheric Pressure: 1020 mbar  
 Test mode: 30:TX mode\_Keep the EUT in transmitting mode

#### 6.6.2 Test Setup Diagram





## 6.6.3 Measurement Procedure and Data

### Test Procedure:

- (1) On a test site, the EUT shall be placed on a turntable and in the position closest to the normal use as declared by the user.
- (2) The test antenna shall be oriented initially for vertical polarization located 3m from the EUT to correspond to the transmitter.
- (3) The output of the antenna shall be connected to the measuring receiver and either a peak or quasi-peak detector was used for the measurement as indicated on the report. The detector selection is based on how close the emission level was approaching the limit.
- (4) The transmitter shall be switched on; if possible, without the modulation and the measurement receiver shall be tuned to the frequency of the transmitter under test.
- (5) The test antenna shall be raised and lowered through the specified range of height until the measuring receiver detects a maximum signal level.
- (6) The transmitter shall then be rotated through 360° in the horizontal plane, until the maximum signal level is detected by the measuring receiver.
- (7) The test antenna shall be raised and lowered again through the specified range of height until the measuring receiver detects a maximum signal level.
- (8) The maximum signal level detected by the measuring receiver shall be noted.
- (9) The measurement shall be repeated with the test antenna set to horizontal polarization.
- (10) Replace the antenna with a proper Antenna (substitution antenna).
- (11) The substitution antenna shall be oriented for vertical polarization and, if necessary, the length of the substitution antenna shall be adjusted to correspond to the frequency of transmitting.
- (12) The substitution antenna shall be connected to a calibrated signal generator.
- (13) If necessary, the input attenuator setting of the measuring receiver shall be adjusted in order to increase the sensitivity of the measuring receiver.
- (14) The test antenna shall be raised and lowered through the specified range of the height to ensure that the maximum signal is received.
- (15) The input signal to substitution antenna shall be adjusted to the level that produces a level detected by the measuring receiver, that is equal to the level noted while the transmitter radiated power was measured, corrected for the change of input attenuation setting of the measuring receiver.
- (16) The input level to the substitution antenna shall be recorded as power level in dBm, corrected for any change of input attenuator setting of the measuring receiver.
- (17) The measurement shall be repeated with the test antenna and the substitution antenna oriented for horizontal polarization.



# SGS-CSTC Standards Technical Services Co., Ltd. Shenzhen Branch

SZEMC-TRF-01 Rev. A/0 Aug01,2022

Report No.: SZCR230600188807

Page: 19 of 23

GSM850-Low channel								
Frequency (MHz)	EIRP (dBm)	Limit (dBm)	Over Limit (dB)	S.G. Power (dBm)	Cable loss (dB)	Antenna Gain (dBi)	Polarization (H/V)	Result
1648.4	-62.58	-13	-49.58	-68.06	0.52	6	Horizontal	Pass
2472.6	-60.48	-13	-47.48	-65.75	0.53	5.8	Horizontal	Pass
3296.8	-57.11	-13	-44.11	-62.66	0.65	6.2	Horizontal	Pass
1648.4	-64.25	-13	-51.25	-69.73	0.52	6	Vertical	Pass
2472.6	-60.22	-13	-47.22	-65.49	0.53	5.8	Vertical	Pass
3296.8	-57.08	-13	-44.08	-62.63	0.65	6.2	Vertical	Pass

GSM850-Middle channel								
Frequency (MHz)	EIRP (dBm)	Limit (dBm)	Over Limit (dB)	S.G. Power (dBm)	Cable loss (dB)	Antenna Gain (dBi)	Polarization (H/V)	Result
1672.8	-62.18	-13	-49.18	-67.66	0.52	6	Horizontal	Pass
2509.2	-60.26	-13	-47.26	-64.97	0.59	5.3	Horizontal	Pass
3345.6	-55.58	-13	-42.58	-61.13	0.65	6.2	Horizontal	Pass
1672.8	-63.51	-13	-50.51	-68.99	0.52	6	Vertical	Pass
2509.2	-60.34	-13	-47.34	-65.05	0.59	5.3	Vertical	Pass
3345.6	-55.47	-13	-42.47	-61.02	0.65	6.2	Vertical	Pass

GSM850-High channel								
Frequency (MHz)	EIRP (dBm)	Limit (dBm)	Over Limit (dB)	S.G. Power (dBm)	Cable loss (dB)	Antenna Gain (dBi)	Polarization (H/V)	Result
1697.6	-62.25	-13	-49.25	-67.73	0.52	6	Horizontal	Pass
2546.4	-61.04	-13	-48.04	-65.75	0.59	5.3	Horizontal	Pass
3395.2	-55.47	-13	-42.47	-61.02	0.65	6.2	Horizontal	Pass
1697.6	-62.74	-13	-49.74	-68.22	0.52	6	Vertical	Pass
2546.4	-60.91	-13	-47.91	-65.62	0.59	5.3	Vertical	Pass
3395.2	-55.94	-13	-42.94	-61.49	0.65	6.2	Vertical	Pass



Unless otherwise agreed in writing, this document is issued by the Company subject to its General Conditions of Service printed overleaf, available on request or accessible at <https://www.sgs.com/en/Terms-and-Conditions>. Attention is drawn to the limitation of liability, indemnification and jurisdiction issues defined therein. Any holder of this document is advised that information contained hereon reflects the Company's findings at the time of its intervention only and within the limits of Client's instructions, if any. The Company's sole responsibility is to its Client and this document does not exonerate parties to a transaction from exercising all their rights and obligations under the transaction documents. This document cannot be reproduced except in full, without prior written approval of the Company. Any unauthorized alteration, forgery or falsification of the content or appearance of this document is unlawful and offenders may be prosecuted to the fullest extent of the law. Unless otherwise stated the results shown in this test report refer only to the sample(s) tested and such sample(s) are retained for 30 days only.

Attention: To check the authenticity of testing /inspection report & certificate, please contact us at telephone: (86-755) 8307 1443, or email: [CN.Doccheck@sgs.com](mailto:CN.Doccheck@sgs.com)

SGS-CSTC Standards Technical Services Co., Ltd.  
Shenzhen Branch Testing & Calibration Laboratory

No.1 Workshop, M-10, Middle Section, Science & Technology Park, Nanshan District, Shenzhen, Guangdong, China 518057 t (86-755) 26012053 f (86-755) 26710594 www.sgs.com.cn  
中国·广东·深圳市南山区科技园中区M-10栋1号厂房 邮编:518057 t (86-755) 26012053 f (86-755) 26710594 sgs.china@sgs.com

# SGS-CSTC Standards Technical Services Co., Ltd. Shenzhen Branch

SZEMC-TRF-01 Rev. A/0 Aug01,2022

Report No.: SZCR230600188807

Page: 20 of 23

PCS1900-Low channel								
Frequency (MHz)	EIRP (dBm)	Limit (dBm)	Over Limit (dB)	S.G. Power (dBm)	Cable loss (dB)	Antenna Gain (dBi)	Polarization (H/V)	Result
3700.4	-53.95	-13	-40.95	-60.84	0.71	7.6	Horizontal	Pass
5550.6	-53.25	-13	-40.25	-62.7	0.85	10.3	Horizontal	Pass
7400.8	-48.44	-13	-35.44	-60.34	1	12.9	Horizontal	Pass
3700.4	-55.29	-13	-42.29	-62.18	0.71	7.6	Vertical	Pass
5550.6	-52.54	-13	-39.54	-61.99	0.85	10.3	Vertical	Pass
7400.8	-49.28	-13	-36.28	-61.18	1	12.9	Vertical	Pass

PCS1900-Middle channel								
Frequency (MHz)	EIRP (dBm)	Limit (dBm)	Over Limit (dB)	S.G. Power (dBm)	Cable loss (dB)	Antenna Gain (dBi)	Polarization (H/V)	Result
3760	-54.25	-13	-41.25	-61.14	0.71	7.6	Horizontal	Pass
5640	-51.96	-13	-38.96	-61.41	0.85	10.3	Horizontal	Pass
7520	-48.44	-13	-35.44	-60.65	0.99	13.2	Horizontal	Pass
3760	-53.76	-13	-40.76	-60.65	0.71	7.6	Vertical	Pass
5640	-53.18	-13	-40.18	-62.63	0.85	10.3	Vertical	Pass
7520	-48.44	-13	-35.44	-60.65	0.99	13.2	Vertical	Pass

PCS1900-High channel								
Frequency (MHz)	EIRP (dBm)	Limit (dBm)	Over Limit (dB)	S.G. Power (dBm)	Cable loss (dB)	Antenna Gain (dBi)	Polarization (H/V)	Result
3819.6	-54.76	-13	-41.76	-61.65	0.71	7.6	Horizontal	Pass
5729.4	-50.93	-13	-37.93	-60.38	0.85	10.3	Horizontal	Pass
7639.2	-47.88	-13	-34.88	-60.09	0.99	13.2	Horizontal	Pass
3819.6	-54.78	-13	-41.78	-61.67	0.71	7.6	Vertical	Pass
5729.4	-50.65	-13	-37.65	-60.1	0.85	10.3	Vertical	Pass
7639.2	-50.11	-13	-37.11	-62.32	0.99	13.2	Vertical	Pass

## Note:

All modes have been tested and we found GPRS Test mode has the worst test result. Only record the worst test result.



Unless otherwise agreed in writing, this document is issued by the Company subject to its General Conditions of Service printed overleaf, available on request or accessible at <https://www.sgs.com/en/Terms-and-Conditions>. Attention is drawn to the limitation of liability, indemnification and jurisdiction issues defined therein. Any holder of this document is advised that information contained hereon reflects the Company's findings at the time of its intervention only and within the limits of Client's instructions, if any. The Company's sole responsibility is to its Client and this document does not exonerate parties to a transaction from exercising all their rights and obligations under the transaction documents. This document cannot be reproduced except in full, without prior written approval of the Company. Any unauthorized alteration, forgery or falsification of the content or appearance of this document is unlawful and offenders may be prosecuted to the fullest extent of the law. Unless otherwise stated the results shown in this test report refer only to the sample(s) tested and such sample(s) are retained for 30 days only.

Attention: To check the authenticity of testing /inspection report & certificate, please contact us at telephone: (86-755) 8307 1443, or email: [CN.Doccheck@sgs.com](mailto:CN.Doccheck@sgs.com)

SGS-CSTC Standards Technical Services Co., Ltd.  
Shenzhen Branch Technical Service Laboratory

No.1 Workshop, M-10, Middle Section, Science & Technology Park, Nanshan District, Shenzhen, Guangdong, China 518057 t (86-755) 26012053 f (86-755) 26710594 www.sgs.com.cn  
中国·广东·深圳市南山区科技园中区M-10栋1号厂房 邮编:518057 t (86-755) 26012053 f (86-755) 26710594 sgs.china@sgs.com

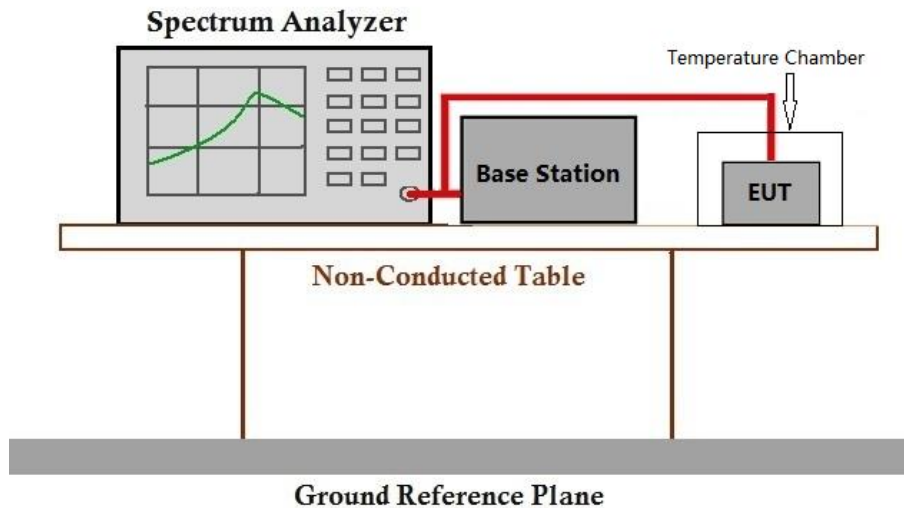
### 6.7 Frequency stability

Test Requirement: §2.1055, §22.355, §24.235  
 Test Method: ANSI C63.26-2015, KDB 971168 D01 v03r01  
 Limit:  $\leq \pm 2.5\text{ppm}$ .

#### 6.7.1 E.U.T. Operation

Operating Environment:  
 Temperature: 21.5 °C Humidity: 53.5 % RH Atmospheric Pressure: 1020 mbar  
 Test mode: 30:TX mode\_Keep the EUT in transmitting mode

#### 6.7.2 Test Setup Diagram



#### 6.7.3 Measurement Data

Please refer to Appendix for GSM FE test data.

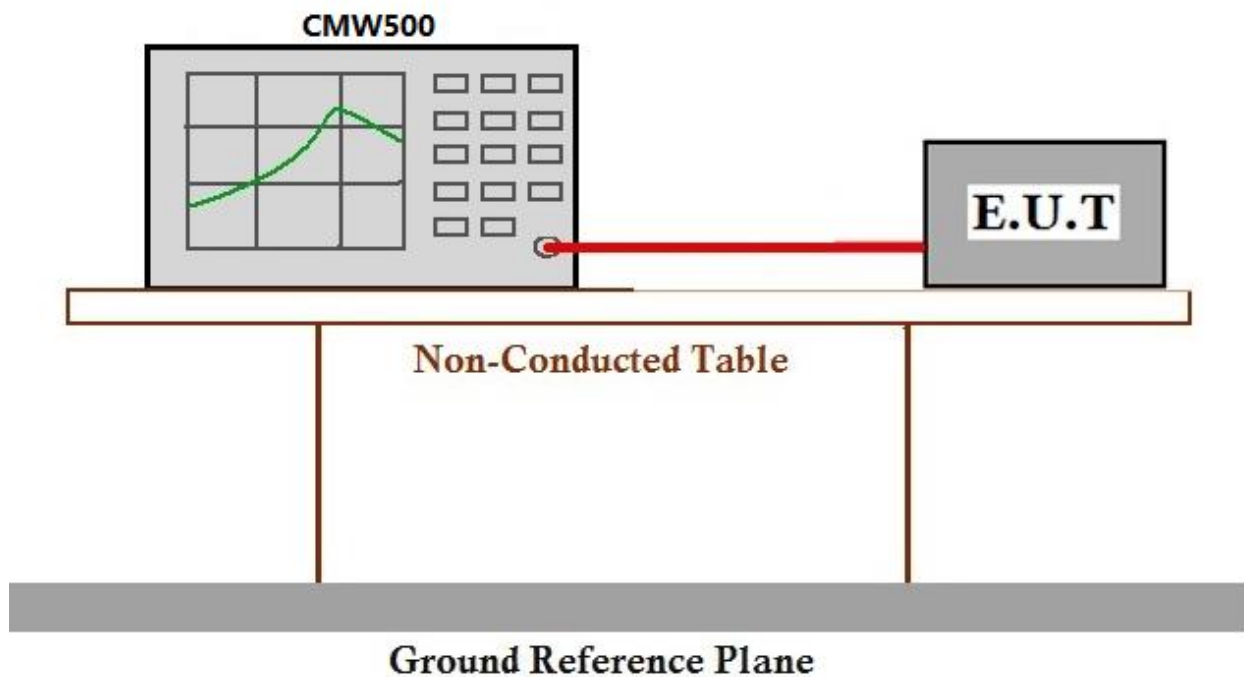
### 6.8 Modulation Characteristics

Test Requirement: §2.1047  
 Test Method: ANSI C63.26-2015, KDB 971168 D01 v03r01  
 Limit: Digital modulation

#### 6.8.1 E.U.T. Operation

Operating Environment:  
 Temperature: 21.5 °C Humidity: 53.5 % RH Atmospheric Pressure: 1020 mbar  
 Test mode: 30:TX mode\_Keep the EUT in transmitting mode

#### 6.8.2 Test Setup Diagram



#### 6.8.3 Measurement Data

Pass, it's digital modulation device.





## 7 Test Setup Photo

Refer to Appendix - Test Setup Photo for SZCR2306001888AT

## 8 EUT Constructional Details (EUT Photos)

Refer to Appendix – External and Internal Photos for SZCR2306001888AT

-End of Report -

