

Mibro Watch C4

User Manual

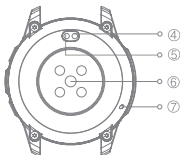
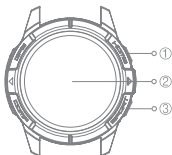
mibro

User Manual

Please read this manual carefully before using the product and keep it properly.

Product description

Packing list: Mibro Watch GS Active (Including Silicone strap) X 1,
User manual X 1, Magnetic charger X 1, Woven strap X1.



- ① Home button Turning On: Long press the button for 2 seconds until the screen lights up
Turning Off: Long press the button for 2 seconds until the screen turns off
Return: Click
- ② Full touch display

- ③ Shortcut Button
- ④ Charging port (Positive)
- ⑤ Charging port (Negative)
- ⑥ Heart rate sensor
- ⑦ Barometer bore

Connect the watch

- ① Please scan the QR code to download the "Mibro Fit" App.
- ② Please use "Mibro Fit" to scan the QR code for pairing.

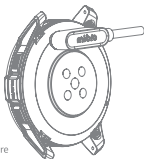


Untie a watch

- ① Android system: select "Delete current device" in the App to unbind the device.
- ② iOS system: select "Delete current device" in the App, and jump to the Bluetooth interface of mobile phone system according to the prompt, Select Ignore Current Device to unbind the device








Charging instructions

1. Do not charge in a humid environment;
2. Make sure that the metal contact on the watch body and magnetic charger are not dirty or corroded;
3. Please clean the metal contact on the back of the watch and the magnetic charger with a clean flannel regularly. Make sure that the contacts of the watch and the magnetic charger are in full contact to ensure normal charging;
4. This product is not equipped with a power adapter. In order to ensure the safety of your family and property, you can use a computer USB port or choose a power adapter with an output not exceeding 5V---1A when charging. Please purchase power adapters through formal channels, and never use low-quality and fake power adapters to avoid bursting or fire.



Features

 Sports	Support 150 sports modes.
 Daily activities	Daily activity record, only record the data of the day, and the data will be clear at 00:00 every day.
 Data	Record the daily exercise data, including steps, distance, calories, activity duration, activity times.
 Heart rate	Intelligently monitor heart rate.
 Blood oxygen	Intelligently monitor blood oxygen
 Sleep	Intelligently monitor your sleep quality.
 Pressure	Monitor the change of your stress value in a day and form an analysis icon.
 Breath training	Different frequency and time can be set for respiratory adjustment training.
 Music	The watch is connected to the mobile phone, you can control the music playing of the mobile phone.
 Timer	Watch quick timer.
 Alarm	Watch alarm clock setting function.
 Stopwatch	Start the stopwatch function.
 Weather	After connecting it to the mobile phone, you can synchronize the weather.

	Search your phone	After connecting the phone, you can find the phone through the watch.
	Compass	Watch compass function.
	Altitude pressure	Measure altitude pressure and altitude.
	Calendar	Watch Gregorian calendar function.
	Calculator	Watch mini calculator.
	Women's health	Record women's physiological period conditions and give early warning.
	Setting	Screen display setting, system menu switching, vibration mode, do not disturb mode, connecting mobile phone, language setting, power saving mode, factory recovery, restart, shutdown and other settings.

Trouble shooting and after sales regulations

Name	Bluetooth watch
Mibro Watch GS Active	<ol style="list-style-type: none"> 1. Do not turn on. 2. The display screen is not lit or the touch screen is not functional. 3. Cannot be charged.

Non warranty regulations

1. Wear and dirt caused by users' use, such as scratches and color changes; As well as damage caused by contact with chemical reagents, sharp objects, falling, extrusion and deformation.
2. Unauthorized maintenance, collision, misuse, negligence, abuse, water ingress, accidents, and failures caused by the use of non-standard accessories of the product.
3. Tearing, altering labels, forging anti-counterfeiting marks, etc.
4. Damage caused by force majeure.
5. Non compliance with performance faults listed in the performance fault table.

Attention instructions

1. The measurement results of this product are for reference only, not for any medical purpose or basis. Please follow the doctor's instructions and never make self-diagnosis and treatment based on the measurement results.
2. The waterproof grade of this product is 5ATM, but it is not against sea water, deep diving and long time soaking in water. At the same time, it doesn't prevent hot water, because steam will affect the watch.
3. The company reserves the right to modify the contents of this manual with out any notice. Some functions are different in the corresponding software version, which is normal.

Disposal of electrical and electronic equipment



The symbol of the crossed-out wheeled garbage can Symbol on your product. The symbol of the crossed-out wheeled garbage can on your product, battery, or packaging is a reminder that all electronic products and batteries must be disposed of separately at the end of their life and should not be disposed of with other household waste. It is the user's responsibility to dispose of the device at an official collection point or service for the separate recycling of electrical and electronic equipment and batteries in accordance with the applicable local legislation (WEEE - Waste of Electrical & Electronic Equipment).

Options for Returning Old Devices

Owners of old devices may hand in these devices within the framework of the possibilities for the return or collection of old devices set up and available by public waste management authorities, to ensure proper disposal of the old devices. The following link provides an online list of collection and return points:

<https://www.ear-svstem.de/ear-verzeichnis/sammel-und-ruecknahmestellen>.

Data Protection

We would like to remind all end users of waste electrical and electronic device that you are responsible for deleting personal data on the waste devices to be disposed of.



Declaration of Conformity

Zhenshi Information Technology (Shenzhen) Co., Ltd., hereby declare that this device is in compliance with the essential requirements and other applicable provisions of European Directives 2015/53 /EU and 2011/65/ EU. For the full EU Declaration of Conformity, please refer to our website. <https://www.mibrofit.com/?doc/>

FCC Statement

This equipment has been tested and found to comply with the limits for a Class B digital device, pursuant to part 15 of the FCC Rules. These limits are designed to provide reasonable protection against harmful interference in a residential installation. This equipment generates, uses and can radiate radio frequency energy and, if not installed and used in accordance with the instructions, may cause harmful interference to radio communications. However, there is no guarantee that interference will not occur in a particular installation. If this equipment does cause harmful interference to radio or television reception, which can be determined by turning the equipment off and on, the user is encouraged to try to correct the interference by one or more of the following measures:

- Reorient or relocate the receiving antenna.
- Increase the separation between the equipment and receiver.
- Connect the equipment into an outlet on a circuit different from that to which the receiver is connected.
- Consult the dealer or an experienced radio/TV technician for help.

Caution: Any changes or modifications to this device not explicitly approved by manufacturer could void your authority to operate this equipment. This device complies with part 15 of the FCC Rules. Operation is subject to the following two conditions: (1) This device may not cause harmful interference, and (2) this device must accept any interference received, including interference that may cause undesired operation.

RF Exposure Information

The device has been evaluated to meet general RF exposure requirement.
The device can be used in 0mm exposure condition, compliance with exposure requirements.

Specifications

Name: Mibro Watch C4

Model: XPAW021

Size: $\phi 47 \times 11.8 \text{mm}$

Operational Frequency: 2400-2483.5MHz

signal transmission: $\leq 20 \text{dBm}$

Battery capacity: 400mAh

Nominal voltage: 3.8V

Charging cut-off voltage: 4.35V

Input: 5V=1A Max.

FCC ID:28AYW-XPAW021

Compatible with: Android 5.0 or iOS 10.0 and above

After-sales service Email: service@mibrofit.com

Manufacturer: ZhenShi Information Technology (Shanghai) Co., Ltd

Address: Room 4015, Building 2, No.588 Zixing Road, Minhang District,
Shanghai

Exporter: ZhenShi Information Technology (Shenzhen) Co., Ltd

Address: RM1401-1403,1408, Tower E, Galaxy World, Minzhi
Street, Longhua District, Shenzhen, China