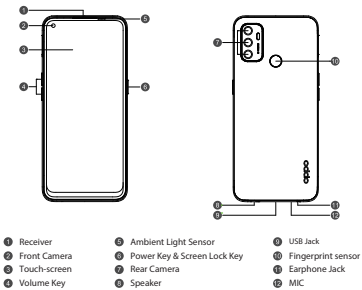




Greetings from OPPO Mobile

This guide will show you how to use the phone and its important functions. You may also visit [OPPO official website](#) to get more information about the phone.



Standard accessories

You are provided with the following standard accessories:
1 Phone, 1 Charger, 1 Earphone, 1 USB data cable, 1 Safety Guide, 1 Quick Guide,
1 SIM Ejector Tool, 1 Protective Case.

How to reboot the phone

Press and hold the Power Button and Volume Up Button at the same time until the OPPO boot animation is displayed to reboot the phone.

How to Transfer Old Mobile Content to a New Mobile

You can use OPPO Clone Phone to easily transfer photos, videos, music, contacts, messages, apps, etc from your old phone to the new one.
1. If your previous phone was a non-OPPO Android phone, search "OPPO Clone Phone" in the Google Play store and install the app. You can also scan the QR code below to install it. If your previous phone was an OPPO phone, you don't need to install this app. Then run Clone Phone on both phones and follow the on-screen instructions.



<https://i.clonephone.coloros.com/download>

2. If your previous phone was an iPhone, run "Clone Phone" on your new phone, and follow the onscreen instructions to migrate your data from your iCloud account.

English

Specification

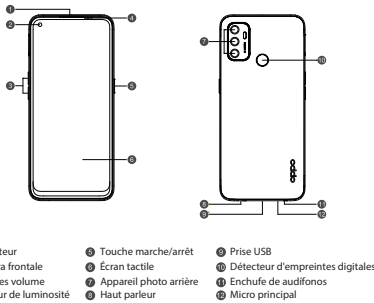
Product	CPH2127
Main screen parameter	16.5cm(6.5")
Dimension	163.9x75.1x8.4(mm)
Battery	4890mAh/18.92Wh(Min) 5000mAh/19.35Wh(Typ)
Camera	13Megapixels+2Megapixels +2Megapixels Rear 8Megapixels Front
Operating temperature	0°C-35°C
SAR Values	FCC SAR XXXXW/kg (Head) XXXXW/kg (Body) XXXXW/kg (Hotspot)

Note: The SAR values above are the highest values reported for this device.

Radio Waves Specifications		
Radio	Frequency	Max. Output Power
GSM	850MHz	32.5±1.5dBm
	900MHz	32.5±1.5dBm
	1800MHz	29.5±1dBm
	1900MHz	29.5±1dBm
WCDMA	Bands 1/2/4/5	23±1.5dBm
LTE FDD	Bands 1/2/3/4/5/12/17/26/28/66	23±1dBm
	Band 7	22.8±1dBm
LTE TDD	Bands 38/41	23±1dBm
Bluetooth	2.4-2.4835GHz	8.5±2dBm(EIRP)
2.4G Wi-Fi	2.4-2.4835GHz	15±2dBm(EIRP)
5G Wi-Fi	5.15-5.35GHz; 5.47-5.725GHz	14±2dBm(EIRP)
	5.725-5.85GHz	14±2dBm(EIRP)

Bienvenido a OPPO Mobile

Esta guía le mostrará el uso del teléfono además de sus funciones más importantes. También, puede visitar nuestra página web oficial de OPPO donde obtendrá mayor información sobre el mismo.



- ① Récepteur
- ② Caméra frontale
- ③ Touches volume
- ④ Capteur de luminosité
- ⑤ Touche marche/arrêt
- ⑥ Écran tactile
- ⑦ Appareil photo arrière
- ⑧ Haut parleur
- ⑨ Prise USB
- ⑩ Défecteur d'empreintes digitales
- ⑪ Enchufe de audifonos
- ⑫ Micro principal

Cómo forzar el reinicio del teléfono

Mantenga presionados los botones de Encendido y Vol (+) hasta que aparezca la animación de inicio de OPPO para forzar el reinicio del teléfono.

Puede utilizar la función de OPPO "Clonar Teléfono" para transferir

rápidamente sus fotos, vídeos, música, contactos y aplicaciones a su nuevo teléfono desde el antiguo. Para ello, siga estos pasos:
Puede usar "Clonar Teléfono" de OPPO para transferir fácilmente fotos, vídeos, música, contactos, mensajes, aplicaciones, etc. desde su antiguo teléfono al nuevo.
1. Si tiene un teléfono Android, primero escanee el código QR que aparece a continuación, seguidamente descargue e instale "Clonar Teléfono", abra la aplicación en ambos teléfonos y siga las instrucciones que aparecen en pantalla para completar la operación.



<https://i.clonephone.coloros.com/download>

2. Si tiene un iPhone antiguo, abra "Clonar Teléfono" directamente en el nuevo teléfono y siga las instrucciones que aparecen en pantalla para iniciar sesión en la cuenta de iCloud y sincronizar los archivos.

Información de los accesorios y el software

Se le proporcionan los siguientes accesorios estándar:
1 Teléfono, 1 Cargador, 1 Auriculares, 1 Cable USB, 1 Guía de seguridad, 1 Guía rápida, 1 Herramienta de extracción de tarjeta SIM, 1 Funda protectora.

NOTA:
Para realizar la configuración inicial (al adquirir el dispositivo o realizar un reseteo de fábrica) es necesario conectarse a una red de datos (WiFi / Datos móviles). Si no se tiene disponible la red de datos, realice la configuración sin tarjeta SIM insertada.

Especificaciones técnicas

Producto	CPH2127	
Tamaño de la pantalla	16,5cm(6,5 Pulgadas)	
Dimensiones	163.9x75.1x8.4(mm)	
Batería	4890mAh/18,92Wh(Min) 5000mAh/19,35Wh(Typ)	
Cámara	Cuádruple cámara trasera de 13 Mpx + 2 Mpx + 2 Mpx. Cámara delantera de 8 Mpx	
Temperatura para el correcto funcionamiento	0°C-35°C	
Valores SAR	FCC SAR	XXXXW/kg (Cabeza) XXXXW/kg (Cuerpo) XXXXW/kg (Hotspot)
Características Eléctricas	Entrada	100- 240Vca 50/60Hz 0,5A
	Salida	9Vcc 2A
Especificación Eléctrica del terminal móvil	3,87 Vcc, 2A	
Radio FM	Para acceder al Radio FM. Selecciona Extras - Radio FM Se requiere conectar el audifono a modo de antena.	

Note: Los valores de SAR anteriores son los mayores registrados para este dispositivo.

Especificaciones de ondas de radio		
Radio	Frecuencia	Potencia máx. de salida
GSM	850MHz	32,5±1,5dBm
	900MHz	32,5±1,5dBm
	1800MHz	29,5±1dBm
	1900MHz	29,5±1dBm
WCDMA	Bands 1/2/4/5	23±1,5dBm
LTE FDD	Bands 1/2/3/4/5/12/17/26/28/66	23±1dBm
	Band 7	22,8±1dBm
LTE TDD	Bands 38/41	23±1dBm
Bluetooth	2,4-2,4835GHz	8,5±2dBm(EIRP)
2,4G Wi-Fi	2,4-2,4835GHz	15±2dBm(EIRP)
5G Wi-Fi	5,15-5,35GHz; 5,47-5,725GHz	14±2dBm(EIRP)
	5,725-5,85GHz	14±2dBm(EIRP)

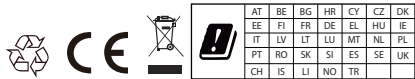
Some content may differ from your device depending on the region, service provider, or software version, and is subject to change without prior notice.

Copyright © Guangdong OPPO Mobile Telecommunications Corp., Ltd. 2020. All rights reserved.



5212021 V0.1

Quick guide



折页

尺寸 140*70mm

材质 90g哑粉

田甜

T: +86 18520871548

This user manual provides the product safety information. Before using the phone, please read the Safety Guide carefully.

OPPO Mobile Warranty Information

I. Service Items

The warranty for the OPPO Mobile Phone. We provide our products with comprehensive warranty services in accordance with applicable National Law and Regulations. In case of any conflict between the following policies and the National Law and Regulations, the National Law and Regulations shall prevail.

"Warranty" shall include all services for repair, maintenance and replacement in accordance with the terms and conditions mentioned herein. **Warranty Conditions:**

- The limited warranty shall be available in case of Manufacturing defect to the Product.
- The warranty shall be applicable to the products purchased through our authorized sellers in the territory.

The Warranty for the product is applicable during the term of twelve (12) months from the date of Purchase.

The following items are accessories to charge, data cable and earphone shall be for 18 months and for the battery specifically including internal battery shall be for 12 months. In case of any manufacturing defect during the warranty period, consumer can claim the replacement, maintenance or repair within 30 days from the date of purchase.

1. valid warranty card and valid purchase invoice are pre-requisite to claim warranty.

Explanation: Valid purchase invoice shall mean and include the invoice indicating IMEI number of the mobile phone, factory serial number (Batch number) of the accessories (Battery and charger), product model, sales date, Seller's seal, amount and so on.

The warranty card contains important information related to your product. Please preserve it for your future reference.

The information filled in the warranty card and the Purchase Invoice shall be complete, true and correct, without alteration. If consumer fails to provide the documents as above, the company shall calculate the warranty from the date of activation or post receipt(s) (day) from the date of purchase, whichever is earlier.

Note: OPPO shall have the only right to find reason and interpretation for the warranty policy. The Customer waives all rights to claim amount under these terms and conditions.

II. Warranty Restrictions and Conditions

The warranty (please refer to the Warranty Information Card): is only valid under the following conditions:

- The warranty shall be limited to the product and shall not be limited to the accidental or liquid damage and any of the following conditions are out of free warranty, but a repair can be implemented at your own cost:
 - A warranty period has expired.
- Damage caused by other parties, including damages caused by usage of the product, operating environment and/or failure to comply with the operating manual.
- The customer disassembles, repairs or modifies the device without the Company's authorization or get it repaired at a unauthorized repair shop.

D. Damage caused by a force majeure (such as floods, fires, earthquakes and lightning).

E. The original barcode/serial number is removed from the product.

F. Natural wear and tear of the product (such as aging, bending, display screen, antenna and other accessories).

G. Defects caused due to usage of third party material/ non-OPPO authorized consumables.

H. Barcode and warranty labels are damaged and unrecognizable.

I. Excessive damage (including wear, tear, scratches) are not entitled to the warranty service.

J. Faults caused by the Internet and wireless information service providers are not covered under the warranty.

K. Others terms.

A. If the device or accessory gets faulty due to manufacturing defect Company shall replace the device or accessory free of cost. Only if the same meets the replacement parameters* during the warranty period. Consumer can visit the nearest authorized service center to claim the warranty.

B. If any of the products is wanted to be fixed, you may take any authorized service centers of the Company in the territory along with the documents as specified in this warranty card.

C. If the product is damaged and requires repair, then the customer is required to sign the repair agreement form with the OPPO Customer Service Center. Only.

D. All defective components, parts and accessories replaced during the warranty period shall become the property of the Company.

III. Considerations for Sending the Device for Repair and Collecting It

- When completing the **OPPO Mobile Phone Repair Form**, the customer must fill in valid information (e.g. card number/serial number, phone number and fault symptoms).
- Before sending your device for repair, please back up all information and data you have saved on the mobile phone such as phone numbers, text messages and pictures before you delete them to prevent loss or damage during the testing and inspection process. In any circumstances, OPPO Customer Service Center and its staff will not be responsible or obligated to back up or recover your information and data, or accept responsibility for any information washing loss or data loss, damage or leakage or backup or examine your information and data (unless they are necessary for us to provide you with services), and we reserve the right to refuse to provide services for legal concern.
- The Customer shall collect the mobile phone by presenting the **OPPO Mobile Phone Repair Form** and the receipt from the Customer. **OPPO Customer shall go through the loss reporting procedures with his/her personal or valid proof of identity before collecting the mobile phone.**

Statement

The product important information and warranty card contains information and instructions for the user. Before using the product, please read the **OPPO user manual**, please read all the instructions and the safety information carefully, and keep the backup. More detailed instructions, the company's electronic documents are kept on this product. Please read the built-in instructions on the **OPPO Smartphone**.

To get the latest information, please visit <http://www.oppo.com>.

Safety Information

Use the device in accordance with working in an environment of 0°C to 35°C. Storage documents should be between -20°C and 45°C. Excessive or low temperature can affect the use of mobile phones and even damage the cell phone and battery. And use mobile phones as much as possible in ordinary telephone, television, radio, and office automation in order to avoid the effect of these devices and mobile phones. Please charge more than 3°C and below 35°C, so as not to reduce battery performance and reduce standby time. If the phone has a flashover function, the temperature is below 15°C or more than 35°C, and the cell phone may not be able to enter the flash charge.

The operating system of this product supports official system updates. If you need to use the ROM system of the third party or modifies the system file for cracking, it may lead to the security risk of the system. OPPO will not provide any support and responsibility for the final use of these cases.

- Do not use the battery or connect it with a high-voltage power supply.
- Do not use the battery as a short circuit or burn.
- The battery can be charged and discharged hundreds of times at least, but it will eventually wear out.
- Do not dispose the battery as household waste. Dispose the battery according to local regulations and environmental laws or as instructed by the company.
- Caution: Risk of explosion if battery is replaced by an incorrect type. Dispose of used battery according to local regulations and environmental laws.

Warning: Please do not charge the battery over 12 hours.

FCC Regulatory Compliance

FCC Statement

This device complies with part 15 of the FCC Rules. Operation is subject to the following two conditions:

- (1) This device may not cause harmful interference, and
- (2) This device must accept any interference received, including interference caused by unauthorized modifications or changes to this equipment. Such changes, even if they are made by the authority to operate the equipment.

Warning: This equipment has been tested and found to comply with the limits for a Class B digital device, pursuant to part 15 of the FCC Rules. These limits are designed to provide reasonable protection against harmful interference in a residential installation. This equipment generates uses and can radiate radio frequency energy and, if not used properly, may cause interference to radio communications.

Warranty Card ①

Serial Number: _____

User Name: _____

Phone No.: _____

User Address: _____

Zip Code: _____

E-mail: _____

Product Information & Dealer Information

Model/Color (IMEI): _____

Dealer's Name: _____

Date of purchase (DD/MM/YYYY): _____

Warranty Card ②

Serial Number: _____

User Name: _____

Phone No.: _____

User Address: _____

Zip Code: _____




E-mail: _____

Product Information & Dealer Information

Model/Color (IMEI): _____

Dealer's Name: _____

Date of purchase (DD/MM/YYYY): _____

	
<p>• Although the SAR is determined at the highest certified power level, the actual SAR level of the device while operating can be well below the maximum value. This is because the device is designed to operate at multiple power levels so as to use only the power required to reach the network. In general, the closer you are to a wireless base station antenna, the lower the power output.</p> <p>• While there may be differences between the SAR levels of various devices and at various positions, they all meet the government requirement.</p> <p>• This device has also been tested and meets the FCC RF exposure guidelines for use with an accessory that contains no metal and positions the handset at a minimum of 15mm from the body. Use of other accessories may not ensure compliance with FCC RF exposure guidelines. Position the handset at a minimum of 15mm from your body when the device is switched on.</p> <p>• Choose the belt clip, holster, or other similar body-worn accessories which do not contain metallic components to support the minimum distance of 15mm from the device. Cases with metal parts may change the RF performance of the device, including compliance with RF exposure guidelines, in a manner that has not been tested or certified, and use such accessories should be avoided.</p> <p>Hearing Aid Compatibility (HAC) regulations for Mobile phones</p> <ul style="list-style-type: none"> • Your phone is compliant with the FCC Hearing Aid Compatibility requirements. • The FCC has adopted HAC rules for digital wireless phones. These rules require certain phones to be tested and rated under the American National Standard Institute (ANSI) C63.19-2011 hearing aid compatibility standards. • The ANSI standard for hearing aid compatibility contains two types of ratings: <ul style="list-style-type: none"> - M Ratings: Rating for less radio frequency interference to enable acoustic coupling with hearing aids. - T Ratings: Rating for inductive coupling with hearing aids in telecoil mode. Not all phones have been rated, a phone is considered hearing aid compatible under FCC rules if it rated M1 or M4 for acoustic coupling and T1 or T4 for inductive coupling. These ratings are given on a scale from one to four, where four is the most compatible. Your phone meets the M1/T3 level rating. 	<p>• However, hearing aid compatibility ratings don't guarantee that interference to your hearing aids won't happen. Results will vary, depending on the level of immunity of your hearing device and the degree of your hearing loss. If your hearing device happens to be unfavourable to interference, you may not be able to use a tested phone successfully. Trying out the phone with your hearing device is the best way to evaluate it for your personal needs. This phone has been tested and rated for use with hearing aids for some of the wireless technologies that it uses. However, there may be some newer wireless technologies used in this phone that have not been tested yet for use with hearing aids. It is important to try the different features of this phone thoroughly and in different locations, using your hearing aid or cochlear implant, to determine if you have any interfering noise.</p> <p>Consult your service provider or the manufacturer of this phone for information on hearing aid compatibility. If you have questions about return or exchange policies, consult your service provider or phone retailer.</p> <p>• Hearing devices may also be rated. Your hearing device manufacturer or hearing health professional may help you find this rating. For more information about FCC Hearing Aid Compatibility, please go to http://www.fcc.gov/guides.</p>
<p>Other matters of attention</p> <ul style="list-style-type: none"> • Adapter shall be installed near the equipment and shall be easily accessible. • If any part of the product is cracked or damaged, discontinue use immediately and contact the OPGO Service Center. <p> To prevent possible hearing damage, do not listen at high volume levels for long periods.</p> <p>Observe national and local regulations where the device is used. This device may be restricted for use, depending on the local network.</p> <p>The operation frequency is 5150-5300MHz of W-Fi 5G are restricted to indoor use only.</p> <p>Notice</p> <p>Please check Radio Waves Specifications in the Quick Guide to see whether this product supports W-Fi 5G or not.</p>	<p>Waste Electrical and Electronic Equipment (WEEE)</p> <p>This symbol means that according to local laws and regulations your product and its battery shall be disposed of separately from household waste. When this product reaches its end of life, use has the choice to give his product to a competent recycling organization. Proper recycling of your product will protect human health and the environment.</p> <p> OPGO Mobiles will seek shared responsibility and cooperation from customers in reducing the environmental impact of their products.</p> <p>OPGO Mobiles will comply with all the applicable laws related to WEEE management.</p> <p>As a part of a waste recycling initiative, OPGO Mobiles has partnered with an authorized waste company named as 3R Recycler or Atmos Recycling Private Limited for collection, dismantling and disposing of waste collected from all over India. Our Recyclers vision is to look at waste not just as waste, but as an important resource that can be made useful instead of throwing it as a social and environmental burden with their fully automated facility for waste recycling.</p>