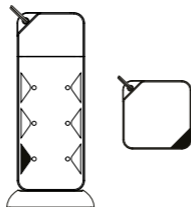


amazon basics

**Note:
template
size
updated**



User Manual

Key Finder, Wallet, Pet, Item Locator - Smart Tracker 100 ft (30 m) Range, 60dB (1M)

Guide de l'utilisateur

FR Key Finder, Wallet, Pet, Item Locator - Smart Tracker 100 ft (30 m) Range, 60dB (1M)

Manual del usuario

SP Key Finder, Wallet, Pet, Item Locator - Smart Tracker 100 ft (30 m) Range, 60dB (1M)

BOCDLQ7ZL4

EN Page 2

FR Page **XX**

ESPágina **XX**



Contents

Safety Instructions	3
Package Contents	8
Parts Overview	8
Setting Up the Finder	10
Using the Finder	12
Troubleshooting	13
Specifications	14
Legal Notices	15
Feedback and Help	18

Safety Instructions

WARNING

KEEP OUT OF REACH OF CHILDREN

Swallowing can lead to chemical burns, perforation of soft tissue, and death. Severe burns can occur within 2 hours of ingestion. Seek medical attention immediately.

AVERTISSEMENT

MAINTENEZ CE PRODUIT HORS DE LA PORTÉE DES ENFANTS

Toute ingestion peut entraîner des brûlures chimiques, la perforation des tissus mous, voire la mort. Des brûlures graves peuvent se produire dans les deux heures suivant l'ingestion. Consultez immédiatement un médecin.



⚠ CAUTION Keep the product away from moisture and heat.

⚠ WARNING



INGESTION HAZARD: this product contains a button or coin battery / **RISQUE D'INGESTION:** Ce produit contient une pile bouton.

DEATH or serious injury can occur if ingested/ Des blessures graves, voire la **MORT**, risquent de survenir en cas d'ingestion.

A swallowed button cell or coin battery can cause Internal Chemical

Burns in as little as 2 hours / Une pile bouton avalée peut provoquer des Brûlures Chimiques Internes en moins de 2 heures.

KEEP new and used batteries **OUT OF REACH OF CHILDREN** / Il convient de **TENIR** piles neuves et usagées **HORS DE PORTÉE DES ENFANTS**.

Seek immediate medical attention if a battery is suspected to be swallowed or inserted inside any parts of the body / Consultez immédiatement un médecin en cas de soupçon d'ingestion d'une pile ou d'introduction de celle-ci dans une quelconque partie du corps.

Button Cell Battery Warnings

CAUTION Risk of explosion!

- Do not leave the battery in an extremely high temperature environment as this can result in an explosion of the battery.
 - Disposal of the product into fire or a hot oven, or mechanically crushing or cutting of a battery can result in an explosion of the battery.
 - Do not subject the battery to extremely low air pressure as this can result in an explosion of the battery.
-
- Before disposal, the battery must be removed from the device.
 - If the product appears to be bulging or is otherwise malfunctioning (such as excess noise), stop using the product immediately.
 - If the battery leaks, avoid contact with skin and eyes. Rinse affected areas immediately with plenty of clean water, then consult a doctor.

- Keep away from children. Seek immediate help if swallowed.

⚠ CAUTION Contains a coin battery. Hazardous if swallowed.

⚠ CAUTION A coin battery can cause serious internal chemical burns if swallowed.

⚠ CAUTION Dispose of used batteries immediately. Keep new and used batteries away from children. If you think batteries might have been swallowed or placed inside any part of the body, seek immediate medical attention. If the battery compartment does not close securely, stop using the product and keep it away from children.

NO OBVIOUS SYMPTOMS: Unfortunately, it is not obvious when a button or coin battery is stuck in a child's oesophagus (food pipe). There are no specific symptoms associated with this. The child might:

- Cough, gag or drool a lot;

- ▶ Appear to have an upset stomach or virus;
- ▶ Be sick;
- ▶ Point to their abdomen or throat;
- ▶ Be tired or lethargic;
- ▶ Be quieter or more clingy than usual or otherwise “not themselves”;
- ▶ Lose their appetite or have reduced appetite; and
- ▶ Not want to eat solid food/ be unable to eat solid food.

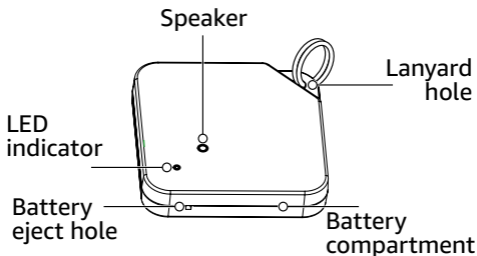
These sorts of symptoms vary or fluctuate, with the pain increasing and then subsiding. Another possible symptom of button and coin battery ingestion is vomiting fresh (bright red) blood. If the child does this seek immediate medical help. The lack of clear symptoms is why it is important to be vigilant with “flat” or spare button or coin batteries in the home and the products that contain them.

Package Contents

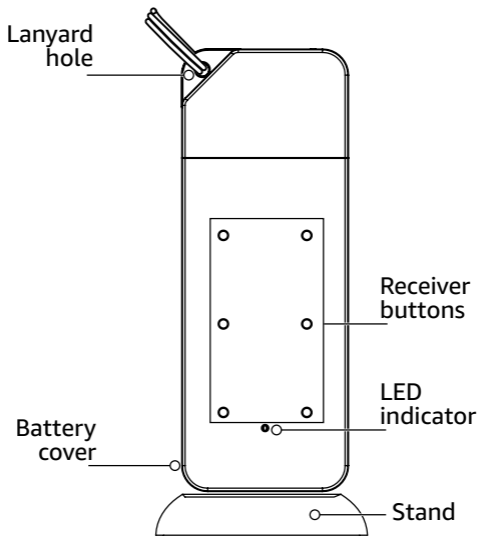
- ▶ Receivers with batteries (x6)
- ▶ Remote control with battery
- ▶ Stand for remote control
- ▶ SIM eject tool
- ▶ *User Manual*

Parts Overview

Receiver



Remote Control with Stand



Setting Up the Finder

Attaching the Receivers

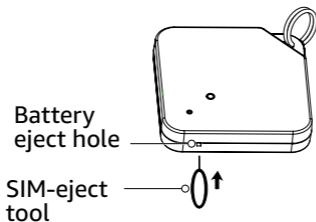
Use the receivers' lanyard holes to attach the receivers to your keys, wallet, purse, or other items you don't want to lose. Keep track of which color receiver is with each item.

NOTICE

For items without a hole or loop, use double-sided tape to attach the receiver. The receiver is not shockproof or waterproof.

Replacing a Receiver Battery

1. To open the battery compartment, push a SIM-eject tool or paper clip into the battery eject hole.



2. Install a new CR2032 battery. Make sure the polarity symbols on the battery match the symbols in the compartment.
3. Push the battery compartment back into the receiver.

NOTICE

Batteries in the receivers and remote should be changed every six months for the best performance. If the battery strength is low, signal strength may decrease or you may not hear a beep from a receiver.

Replacing a Remote Battery

1. Remove the battery cover.
2. Install a new CR2032 battery. Make sure the polarity symbols on the battery match the symbols in the compartment.
3. Replace the battery cover.

Using the Finder

Locate lost items within a range of about 100 ft. (30 m).

On the remote control, press the button with the same color as the receiver with your lost item. When the receiver beeps, move toward the sound to find your item. The LED indicator on the receiver lights red to show it senses the remote.

Troubleshooting

Problem

No sound from the receiver.

Solutions

- ▶ The receiver and remote control may be too far away from one another. Try to get closer by moving around with the remote control.
- ▶ There may be an object blocking the remote control's signal. Try moving around with the remote control.
- ▶ If you forget the color of the receiver, try pressing different colored buttons on the remote until you find the correct color.
- ▶ Replace the batteries in the receiver and remote control.

Specifications

Range	100 ft. (30 m)
Sound Level	60 dB per meter
Operating Temperature	-4 to 140° F (-20 to 60° C)
Battery Type	Receiver: CR2032 x6 Remote Control: CR2032 x1
Battery Life	Receiver: Six months (max) Remote Control: Six months (max)

Legal Notices

FCC – Supplier's Declaration of Conformity

Unique Identifier	Amazon Basics Key Finder, Wallet, Pet, Item Locator - Smart Tracker 100 ft (30 m) Range, 60dB (1M) B0CDLQ7ZL4
Responsible Party	Amazon.com Services LLC.
U.S. Contact Information	410 Terry Ave N. Seattle, WA 98109, United States
Telephone Number	(206) 266-1000

FCC Compliance Statement

1. This device complies with Part 15 of the FCC Rules. Operation is subject to the two following conditions:

- (1) this device may not cause harmful interference, and
- (2) this device must accept any interference received, including interference that may cause undesired operation.

2. Changes or modifications to this product not expressly approved by the party responsible for compliance could void the user's authority to operate the equipment.

FCC Interference Statement

This equipment has been tested and found to comply with the limits for a Class B digital device, pursuant to part 15 of the FCC Rules. These limits are designed to provide reasonable protection against harmful interference in a residential installation.

This equipment generates, uses, and can radiate radio frequency energy and, if not installed and used in accordance with the instructions, may cause harmful interference to radio communications.

However, there is no guarantee that interference will not occur in a particular installation. If this equipment does cause harmful interference to radio or television reception, which can be determined by turning the equipment off and on, the user is encouraged to try to correct the interference by one or more, of the following measures:

- ▶ Reorient or relocate the receiving antenna.
- ▶ Increase the separation between the equipment and the receiver.
- ▶ Connect the equipment into an outlet on a circuit different to which the receiver is connected.
- ▶ Consult the dealer or an experienced radio/TV technician for help.

Canada IC Notice

This Class B digital apparatus complies with Canadian CAN ICES-003 (B)/NMB-003 (B) standard.

IC Statement

This device complies with Industry Canada's licence-exempt RSSs. Operation is subject to the following two conditions:

(1) This device may not cause interference;
and

(2) This device must accept any interference, including interference that may cause undesired operation of the device.

The term “IC: “ before the certification/ registration number only signifies that the Industry Canada technical specifications were met. This product meets the applicable Industry Canada technical specifications.

Cet appareil contient des émetteurs / récepteurs exemptés de licence conformes aux RSS (RSS) d'Innovation, Sciences et Développement économique Canada.

L'exploitation est autorisée aux deux conditions suivantes : (1) l'appareil ne doit pas produire de brouillage, et (2) l'utilisateur de l'appareil doit accepter tout brouillage radioélectrique subi, même si le brouillage est susceptible d'en compromettre le fonctionnement.

Battery Disposal

CAUTION

Dispose of used batteries immediately. Keep new and used batteries away from children. If you think batteries might have been swallowed or placed inside any part of the body, seek immediate medical attention. If the battery compartment does not close securely, stop using the product and keep it away from children.

This product contains batteries and should not be treated as normal household waste and should be recycled. Please take it to your nearest collection facility or for further details contact your local council.

Environment Protection

Waste electrical products should not be disposed of as household waste. Please recycle where facilities exist. Check with your Local Authority or retailer for recycling advice.

Feedback and Help

We would love to hear your feedback. To ensure we are providing the best customer experience possible, please consider writing a customer review.

Scan QR Code below with your phone camera or QR reader:



If you need help with your Amazon Basics product, please use the website or number below.



**[amazon.com/gp/help/customer/
contact-us](https://amazon.com/gp/help/customer/contact-us)**



+1 877-485-0385

amazon basics

amazon.com/AmazonBasics

MADE IN CHINA

FABRIQUÉ EN CHINE

HECHO EN CHINA

V01-10/23