


## TEST SETUP PHOTOS


for Part 22&24

Conducted Power Measurement, Occupied Bandwidth, Spurious Emission at Antenna Terminals (+/- 1MHz), Conducted Spurious Emission Measurement Setup





Frequency Stability Under Temperature & Voltage Variations Setup






### Radiated Spurious Measurement(Below 30MHz ) Setup



### ERP Test, Radiated Spurious Measurement(30MHz to 1GHz) Setup



### EIRP Test, Radiated Spurious Measurement (Above 1GHz) Setup

