

1: ON/OFF button




2: Speaker

3: Type-C Socket

Charging the Battery:

- 1: Insert the charging cable into the Micro USB input port & the LED indicator light will turn on to indicate that the device is charging.
- 2: After charging is completed, the LED indicator light will turn off. NOTE: In case of low battery, the speaker volume will lower down & you will hear a warning tone from the speaker indicating low battery.

Bluetooth Pairing for Music/Phone call

1. Turn on the speaker by holding the “” button for 3 seconds. You will hear a voice from the speaker along with the blue indicator light flashing to indicate Power on.
2. Turn on your device and activate the Bluetooth function. Search for Bluetooth name “25603 speaker” and click to pair the speaker. You will hear a voice from the speaker & the blue indicator light will turn on.
3. Press the “” button to play/pause music, or to answer/hang up a phone call.
4. Turn off the speaker by holding the “” button for 4 seconds and you will hear a voice indicating “Power Off.”

Note:

1. Bluetooth connection and transmission may be affected by the surrounding environment. Metal and some other materials can absorb or block the signal, influencing the distance of data transmission.
2. Fully charge your speaker before using for the first time (when the speaker battery gets too low, the sound quality will be not as good).
3. Please do not expose the speaker into a high temperature environment.
4. IPX4: Is resistant to water splashes from any direction.

Specifications:

Power rating	3W
Frequency Response	20HZ-20KHZ
THD	<1%
S/N	>80DB
Speaker Parameter	4 Ω 3W diameter 36MM
Battery	3.7V/300MAH
Bluetooth Version	Bluetooth V5
Product Size	70*70*20MM
Product Weight	90G

FCC STATEMENT

This device complies with Part 15 of the FCC Rules. Operation is subject to the following two conditions: (1) this device may not cause harmful interference, and (2) this device must accept any interference received, including interference that may cause undesired operation

This device has been tested and found to comply with the limits for a Class B digital device, pursuant to Part 15 of the FCC Rules. These limits are designed to provide reasonable protection against harmful interference in a residential installation. This device generates, uses and can radiate radio frequency energy and, if not installed and used in accordance with the instructions, may cause harmful interference to radio communications.

However, there is no guarantee that interference will not occur in a particular installation. If this device does cause harmful interference to radio or television reception, which can be determined by turning the device off and on, the user is encouraged to try to correct the interference by one or more of the following measures:

- Reorient or relocate the receiving antenna.
- Increase the separation between the device and receiver.

--Connect the device into an outlet on a circuit different from that to which the receiver is connected.

--Consult the dealer or an experienced radio/TV technician for help

Changes or modifications not expressly approved by the party responsible for compliance could void the user's authority to operate the equipment

The Bluetooth® word mark and logos are registered trademarks owned by Bluetooth SIG, Inc. and any use of such marks by Dongguan Longjing Electronic Co. Ltd is under license. Other trademarks and trade names are those of their respective owners.

Manufacturer: Dongguan Longjing Electronic Co., Ltd. Bluetooth Listing: D037188

Item Number: 25603

FCC ID: 2APYY- AE0207

Made in China