Mode	9	
	Band Edge	
	2400-2483.5_802.11n HT20_CH11_2462MHz	
ANT	1	
Pol.	Vertical	Fundamental
Peak	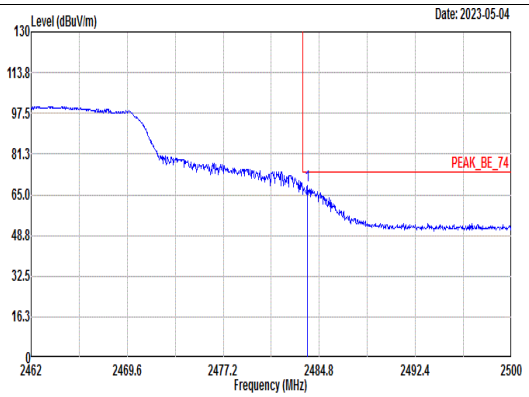 Site : 03CH03-SZ Condition: PEAK_BE_74 3m ANT3117_0057 VERTICAL : RBW:1000.000kHz VBW:3000.000kHz Mode : 18 Setting : MCS 0 Power setting 14 Plane : Y with accessaries : 352000530016413/352000530016421 Freq Level Limit Line Margin Read Level Ant Factor Cable Loss Preamp Factor APos TPos Remark MHz dBuV/m dBuV/m dBuV dB/m dB dB cm deg 1 2483.85 68.50 74.00 -5.50 64.73 32.46 4.92 33.61 193 166 PEAK	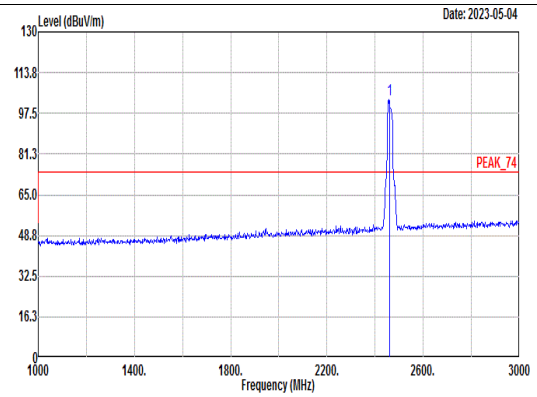 Site : 03CH03-SZ Condition: PEAK_74 3m ANT3117_0057 VERTICAL : RBW:1000.000kHz VBW:3000.000kHz Mode : 18 Setting : MCS 0 Power setting 14 Plane : Y with accessaries : 352000530016413/352000530016421 Freq Level Limit Line Margin (dB) Read Level Ant Factor Cable Loss Preamp Factor APos TPos Remark MHz dBuV/m dBuV/m dBuV dB/m dB dB cm deg 1 2462.00 102.80 ------ ------ 99.16 32.39 4.88 33.63 193 166 PEAK
Avg	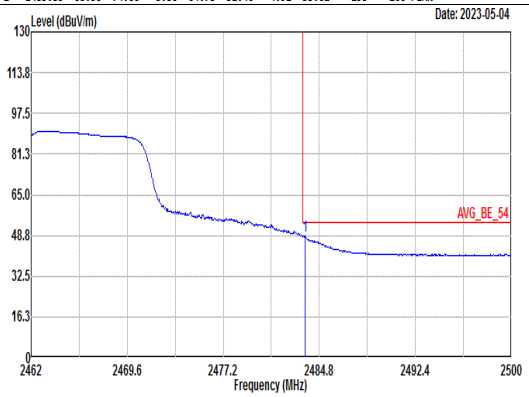 Site : 03CH03-SZ Condition: AVG_BE_54 3m ANT3117_0057 VERTICAL : RBW:1000.000kHz VBW:1.000kHz Mode : 18 Setting : MCS 0 Power setting 14 Plane : Y with accessaries : 352000530016413/352000530016421 Freq Level Limit Line Margin Read Level Ant Factor Cable Loss Preamp Factor APos TPos Remark MHz dBuV/m dBuV/m dBuV dB/m dB dB cm deg 1 2483.66 48.63 54.00 -5.37 44.86 32.46 4.92 33.61 193 166 AVERAGE	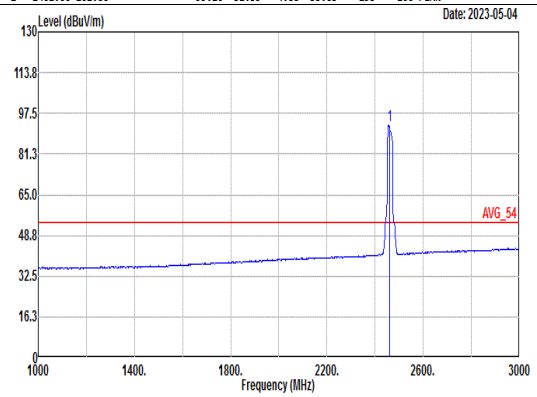 Site : 03CH03-SZ Condition: AVG_54 3m ANT3117_0057 VERTICAL : RBW:1000.000kHz VBW:1.000kHz Mode : 18 Setting : MCS 0 Power setting 14 Plane : Y with accessaries : 352000530016413/352000530016421 Freq Level Limit Line Margin (dB) Read Level Ant Factor Cable Loss Preamp Factor APos TPos Remark MHz dBuV/m dBuV/m dBuV dB/m dB dB cm deg 1 2462.00 92.86 ------ ------ 89.22 32.39 4.88 33.63 193 166 AVERAGE

Mode	9	
	Harmonic	
	2400-2483.5_802.11n HT20_CH11_2462MHz	
ANT	1	
Pol.	Horizontal	Vertical
Peak Avg	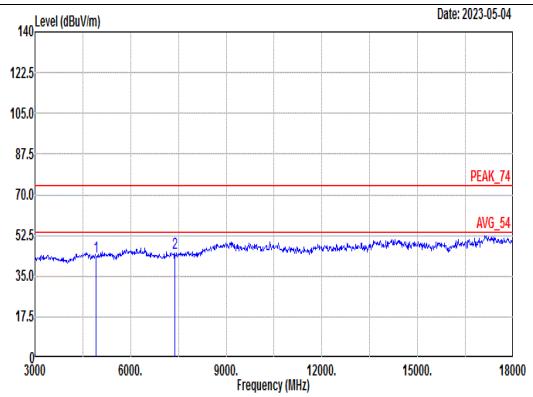 Site : 03CH03-SZ Condition: PEAK_74 3m ANT3117_0057 HORIZONTAL Mode : 18 Setting : MCS0 Power setting 14 Plane : Y with accessaries : 352000530016413/352000530016421 Freq Level Limit Line Margin Read Level Ant Factor Cable Loss Preamp Factor APos TPos Remark MHz dBuV/m dBuV/m dB dBuV dB/m dB dB cm deg 1 4924.00 43.33 74.00 -30.67 53.70 34.63 7.79 52.79 --- --- Peak 2 7386.00 44.70 74.00 -29.30 53.11 36.49 9.17 54.07 --- --- Peak	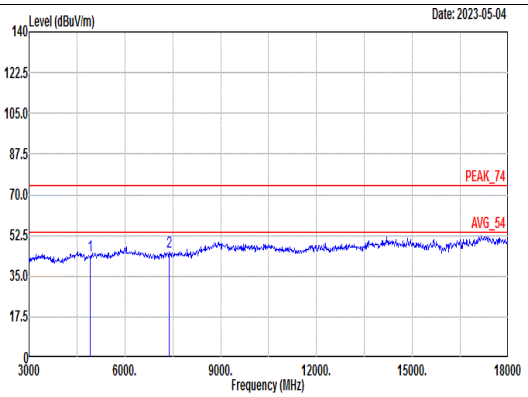 Site : 03CH03-SZ Condition: PEAK_74 3m ANT3117_0057 VERTICAL Mode : 18 Setting : MCS0 Power setting 14 Plane : Y with accessaries : 352000530016413/352000530016421 Freq Level Limit Line Margin Read Level Ant Factor Cable Loss Preamp Factor APos TPos Remark MHz dBuV/m dBuV/m dB dBuV dB/m dB dB cm deg 1 4924.00 43.73 74.00 -30.27 54.10 34.63 7.79 52.79 --- --- Peak 2 7386.00 45.35 74.00 -28.65 53.76 36.49 9.17 54.07 --- --- Peak

Mode	10	
	Band Edge	
	2400-2483.5_802.11g_CH02_2417MHz	
ANT	1	
Pol.	Horizontal	Fundamental
Peak	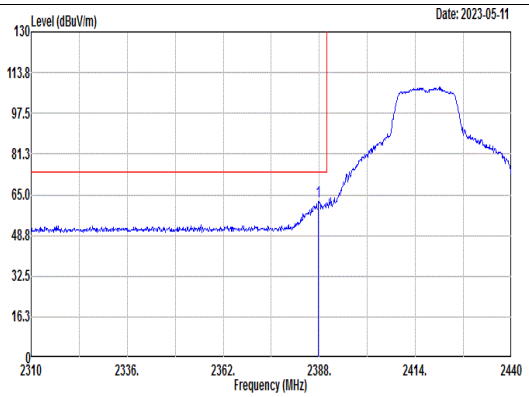 Site : 03CH03-SZ Condition: PEAK_BE_74 3m ANT3117_0057 HORIZONTAL : RBW:1000.000kHz VBW:3000.000kHz Mode : 21 Setting : 6M Power setting 16 Plane : Y with accessories : 352000530016413/352000530016421 1 2387.74 62.45 74.00 -11.55 59.12 32.21 4.79 33.67 182 159 Peak	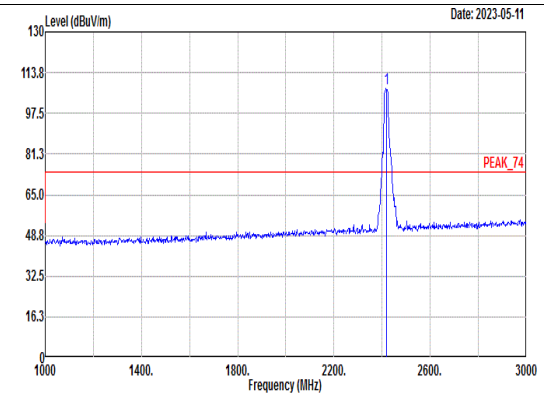 Site : 03CH03-SZ Condition: PEAK_74 3m ANT3117_0057 HORIZONTAL : RBW:1000.000kHz VBW:3000.000kHz Mode : 21 Setting : 6M Power setting 16 Plane : Y with accessories : 352000530016413/352000530016421 1 2417.00 107.28 ------ ------ 103.82 32.28 4.83 33.65 182 159 PEAK
Avg	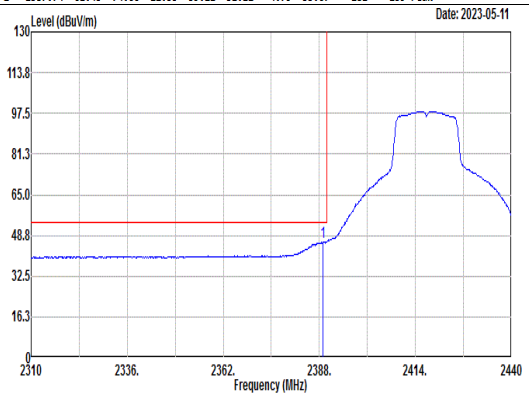 Site : 03CH03-SZ Condition: AVG_BE_54 3m ANT3117_0057 HORIZONTAL : RBW:1000.000kHz VBW:1.000kHz Mode : 21 Setting : 6M Power setting 16 Plane : Y with accessories : 352000530016413/352000530016421 1 2388.91 46.35 54.00 -7.65 43.02 32.21 4.79 33.67 182 159 AVERAGE	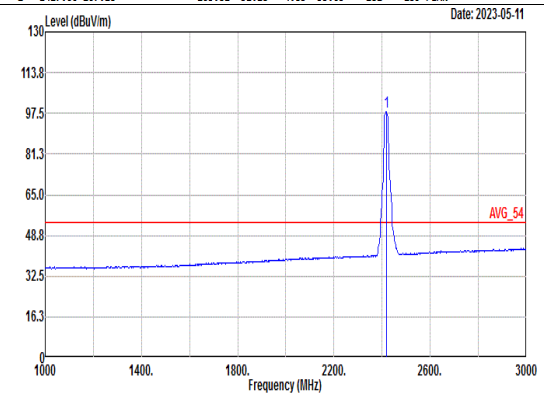 Site : 03CH03-SZ Condition: AVG_54 3m ANT3117_0057 HORIZONTAL : RBW:1000.000kHz VBW:1.000kHz Mode : 21 Setting : 6M Power setting 16 Plane : Y with accessories : 352000530016413/352000530016421 1 2417.00 98.20 ------ ------ 94.73 32.29 4.83 33.65 182 159 AVERAGE

Mode	10	
	Band Edge	
	2400-2483.5_802.11g_CH02_2417MHz	
ANT	1	
Pol.	Vertical	Fundamental
Peak	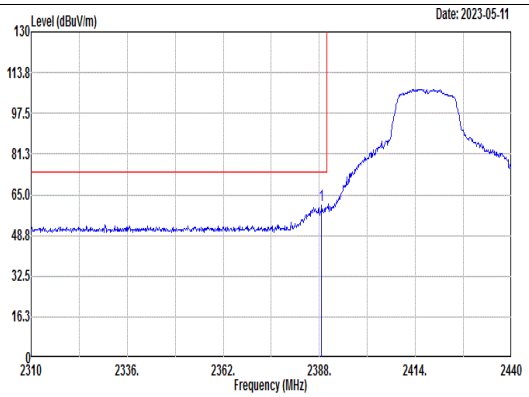 Site : 03CH03-SZ Condition: PEAK_BE_74 3m ANT3117_0057 VERTICAL : RBW:1000.000kHz VBW:3000.000kHz Mode : 21 Setting : 6M Power setting 16 Plane : Y with accessories : 352000530016413/352000530016421 1 2388.65 60.74 74.00 -13.26 57.41 32.21 4.79 33.67 236 109 PEAK	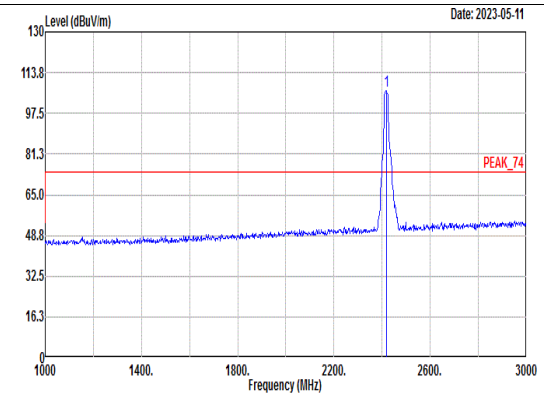 Site : 03CH03-SZ Condition: PEAK_74 3m ANT3117_0057 VERTICAL : RBW:1000.000kHz VBW:3000.000kHz Mode : 21 Setting : 6M Power setting 16 Plane : Y with accessories : 352000530016413/352000530016421 1 2417.00 106.67 ------ ------ 103.20 32.29 4.83 33.65 236 109 PEAK
Avg	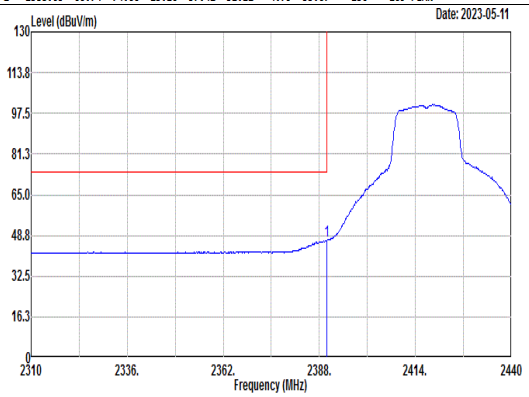 Site : 03CH03-SZ Condition: PEAK_BE_74 3m ANT3117_0057 VERTICAL : RBW:1000.000kHz VBW:1.000kHz Mode : 21 Setting : 6M Power setting 16 Plane : Y with accessories : 352000530016413/352000530016421 1 2389.95 46.64 74.00 -27.36 43.30 32.21 4.80 33.67 236 109 AVERAGE	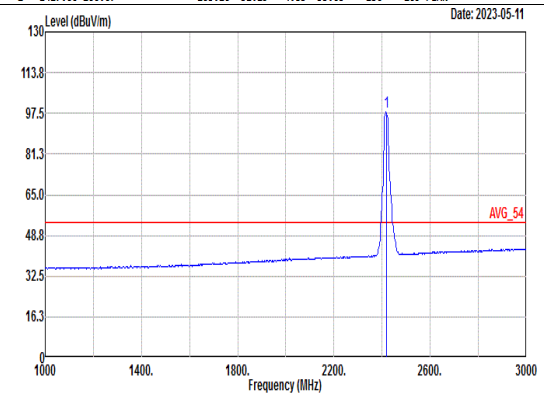 Site : 03CH03-SZ Condition: AVG_54 3m ANT3117_0057 VERTICAL : RBW:1000.000kHz VBW:1.000kHz Mode : 21 Setting : 6M Power setting 16 Plane : Y with accessories : 352000530016413/352000530016421 1 2417.00 97.87 ------ ------ 94.41 32.28 4.83 33.65 236 109 AVERAGE

Mode	12	
	Band Edge	
	2400-2483.5_802.11n HT20_CH02_2417MHz	
ANT	1	
Pol.	Horizontal	Fundamental
Peak	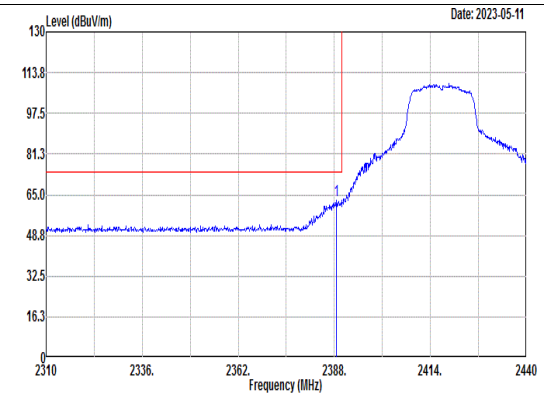 Site : 03CH03-SZ Condition: PEAK_BE_74 3m ANT3117_0057 HORIZONTAL : RBW:1000.000kHz VBW:3000.000kHz Mode : 22 Setting : MCS0 Power setting 16 Plane : Y with accessories : 352000530016413/352000530016421 Freq Level Limit Line Margin (dB) Read Level Ant Factor Cable Loss Preamp Factor APos TPos Remark MHz dBuV/m dBuV/m dBuV dB/m dB dB cm deg 1 2388.65 62.99 74.00 -11.01 59.66 32.21 4.79 33.67 400 145 PEAK	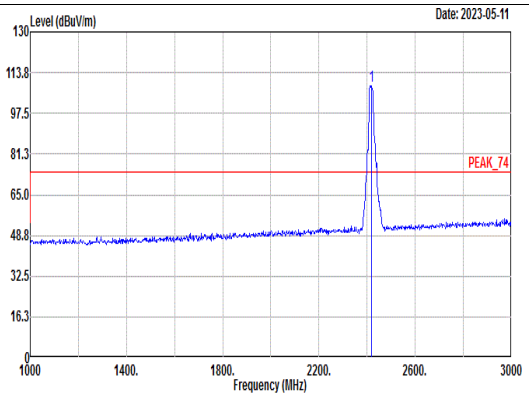 Site : 03CH03-SZ Condition: PEAK_74 3m ANT3117_0057 HORIZONTAL : RBW:1000.000kHz VBW:3000.000kHz Mode : 22 Setting : MCS0 Power setting 16 Plane : Y with accessories : 352000530016413/352000530016421 Freq Level Limit Line Margin (dB) Read Level Ant Factor Cable Loss Preamp Factor APos TPos Remark MHz dBuV/m dBuV/m dBuV dB/m dB dB cm deg 1 2417.00 108.34 ------ ------ 104.88 32.28 4.83 33.65 400 145 PEAK
Avg	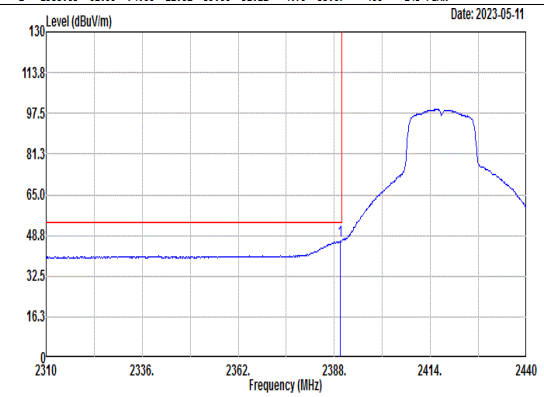 Site : 03CH03-SZ Condition: AVG_BE_54 3m ANT3117_0057 HORIZONTAL : RBW:1000.000kHz VBW:1.000kHz Mode : 22 Setting : MCS0 Power setting 16 Plane : Y with accessories : 352000530016413/352000530016421 Freq Level Limit Line Margin (dB) Read Level Ant Factor Cable Loss Preamp Factor APos TPos Remark MHz dBuV/m dBuV/m dBuV dB/m dB dB cm deg 1 2389.56 46.75 54.00 -7.25 43.41 32.21 4.80 33.67 400 145 AVERAGE	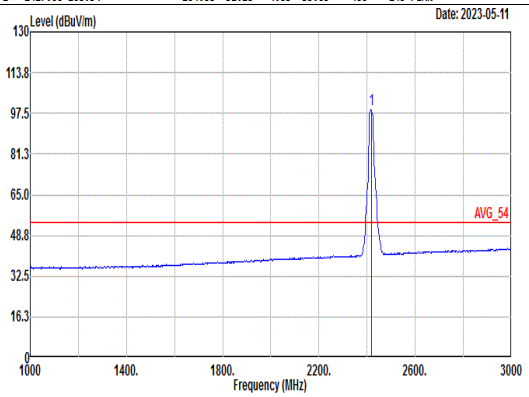 Site : 03CH03-SZ Condition: AVG_54 3m ANT3117_0057 HORIZONTAL : RBW:1000.000kHz VBW:1.000kHz Mode : 22 Setting : MCS0 Power setting 16 Plane : Y with accessories : 352000530016413/352000530016421 Freq Level Limit Line Margin (dB) Read Level Ant Factor Cable Loss Preamp Factor APos TPos Remark MHz dBuV/m dBuV/m dBuV dB/m dB dB cm deg 1 2417.00 98.95 ------ ------ 95.49 32.28 4.83 33.65 400 145 AVERAGE

Mode	12	
	Band Edge	
	2400-2483.5_802.11n HT20_CH02_2417MHz	
ANT	1	
Pol.	Vertical	Fundamental
Peak	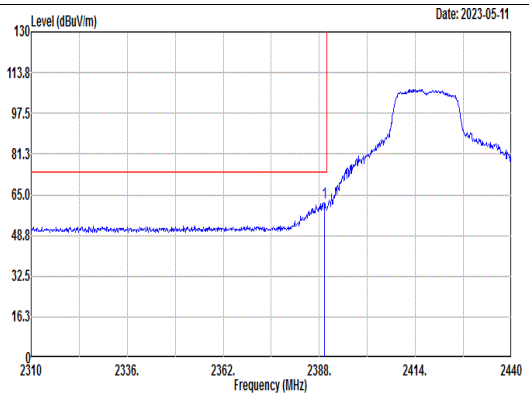 Site : 03CH03-SZ Condition: PEAK_BE_74 3m ANT3117_0057 VERTICAL : RBW:1000.000kHz VBW:3000.000kHz Mode : 22 Setting : MCS0 Power setting 16 Plane : Y with accessories : 352000530016413/352000530016421 Freq Level Limit Line Margin (dB) Read Level Ant Factor Cable Loss Preamp Factor APos TPos Remark MHz dBuV/m dBuV/m dBuV dB/m dB dB cm deg 1 2389.30 61.90 74.00 -12.10 58.57 32.21 4.79 33.67 247 35 PEAK	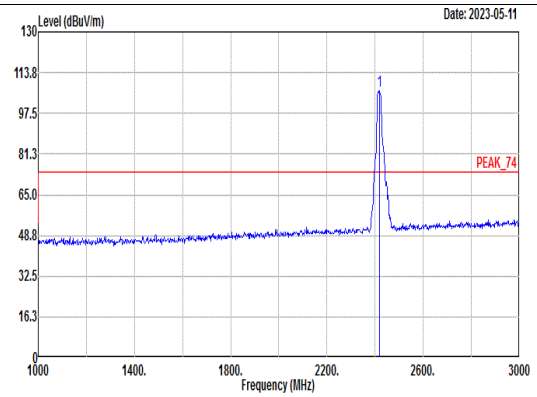 Site : 03CH03-SZ Condition: PEAK_74 3m ANT3117_0057 VERTICAL : RBW:1000.000kHz VBW:3000.000kHz Mode : 22 Setting : MCS0 Power setting 16 Plane : Y with accessories : 352000530016413/352000530016421 Freq Level Limit Line Margin (dB) Read Level Ant Factor Cable Loss Preamp Factor APos TPos Remark MHz dBuV/m dBuV/m dBuV dB/m dB dB cm deg 1 2417.00 106.39 ------ ------ 102.94 32.28 4.82 33.65 247 35 PEAK
Avg	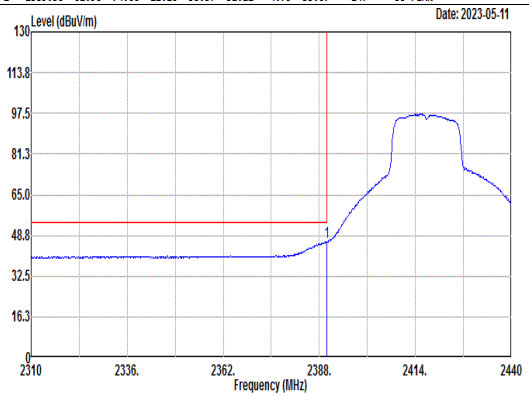 Site : 03CH03-SZ Condition: AVG_BE_54 3m ANT3117_0057 VERTICAL : RBW:1000.000kHz VBW:1.000kHz Mode : 22 Setting : MCS0 Power setting 16 Plane : Y with accessories : 352000530016413/352000530016421 Freq Level Limit Line Margin (dB) Read Level Ant Factor Cable Loss Preamp Factor APos TPos Remark MHz dBuV/m dBuV/m dBuV dB/m dB dB cm deg 1 2389.95 46.31 54.00 -7.69 42.97 32.21 4.80 33.67 247 35 AVERAGE	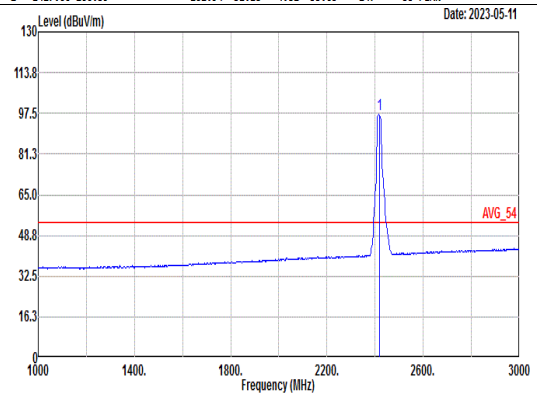 Site : 03CH03-SZ Condition: AVG_54 3m ANT3117_0057 VERTICAL : RBW:1000.000kHz VBW:1.000kHz Mode : 22 Setting : MCS0 Power setting 16 Plane : Y with accessories : 352000530016413/352000530016421 Freq Level Limit Line Margin (dB) Read Level Ant Factor Cable Loss Preamp Factor APos TPos Remark MHz dBuV/m dBuV/m dBuV dB/m dB dB cm deg 1 2417.00 96.97 ------ ------ 93.51 32.28 4.83 33.65 247 35 AVERAGE

Mode	13	
	Band Edge	
	2400-2483.5_802.11n HT20_CH10_2457MHz	
ANT	1	
Pol.	Horizontal	Fundamental
Peak	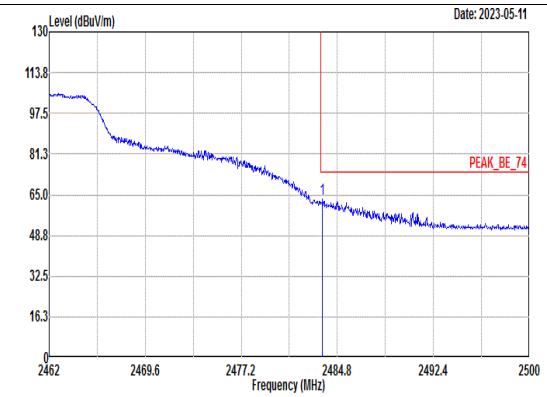 Site : 03CH03-SZ Condition: PEAK_BE_74 3m ANT3117_0057 HORIZONTAL : RBW:1000.000kHz VBW:3000.000kHz Mode : 23 Setting : MCS0 Power setting 16 Plane : Y with accessories : 352000530016413/352000530016421 Freq Level Limit Line Margin Read Level Ant Factor Cable Loss Preamp Factor APos TPos Remark MHz dBuV/m dBuV/m dBuV dB/m dB dB cm deg 1 2483.62 63.38 74.00 -10.62 59.61 32.46 4.92 33.61 120 29 PEAK	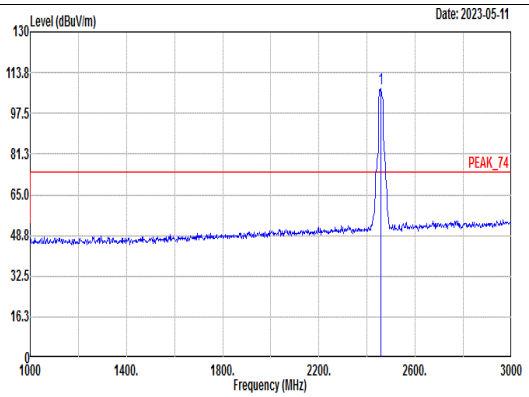 Site : 03CH03-SZ Condition: PEAK_74 3m ANT3117_0057 HORIZONTAL : RBW:1000.000kHz VBW:3000.000kHz Mode : 23 Setting : MCS0 Power setting 16 Plane : Y with accessories : 352000530016413/352000530016421 Freq Level Limit Line Margin (dB) Read Level Ant Factor Cable Loss Preamp Factor APos TPos Remark MHz dBuV/m dBuV/m dBuV dB/m dB dB cm deg 1 2457.00 107.21 ------ ------ 103.57 32.39 4.88 33.63 120 29 PEAK
Avg	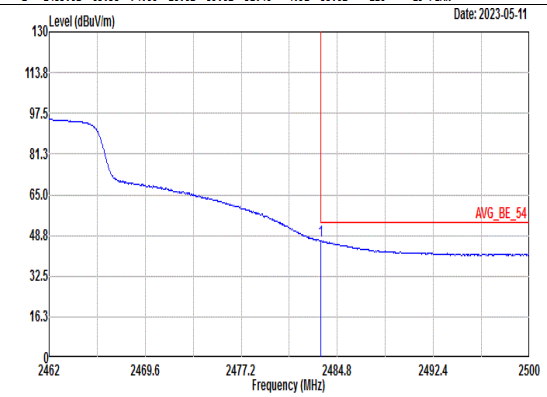 Site : 03CH03-SZ Condition: AVG_BE_54 3m ANT3117_0057 HORIZONTAL : RBW:1000.000kHz VBW:1.000kHz Mode : 23 Setting : MCS0 Power setting 16 Plane : Y with accessories : 352000530016413/352000530016421 Freq Level Limit Line Margin Read Level Ant Factor Cable Loss Preamp Factor APos TPos Remark MHz dBuV/m dBuV/m dBuV dB/m dB dB cm deg 1 2483.51 46.61 54.00 -7.39 42.84 32.46 4.92 33.61 120 29 AVERAGE	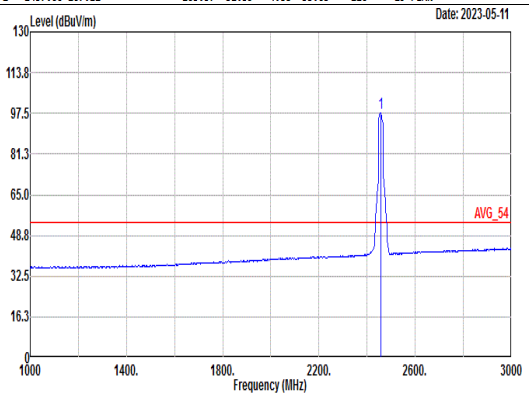 Site : 03CH03-SZ Condition: AVG_54 3m ANT3117_0057 HORIZONTAL : RBW:1000.000kHz VBW:1.000kHz Mode : 23 Setting : MCS0 Power setting 16 Plane : Y with accessories : 352000530016413/352000530016421 Freq Level Limit Line Margin (dB) Read Level Ant Factor Cable Loss Preamp Factor APos TPos Remark MHz dBuV/m dBuV/m dBuV dB/m dB dB cm deg 1 2457.00 97.63 ------ ------ 94.00 32.38 4.88 33.63 120 29 AVERAGE

Mode	13	
	Band Edge	
	2400-2483.5_802.11n HT20_CH10_2457MHz	
ANT	1	
Pol.	Vertical	Fundamental
Peak	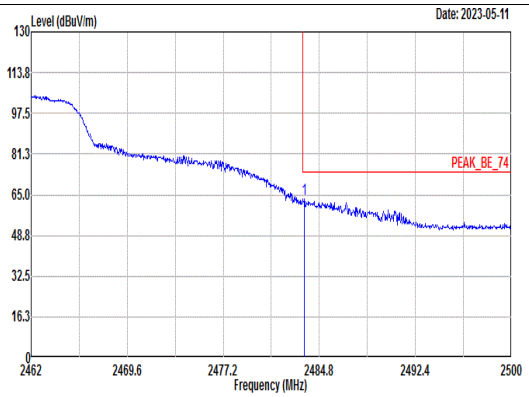 Site : 03CH03-SZ Condition: PEAK_BE_74 3m ANT3117_0057 VERTICAL : RBW:1000.000kHz VBW:3000.000kHz Mode : 23 Setting : MCS0 Power setting 16 Plane : Y with accessories : 352000530016413/352000530016421 Freq Level Limit Line Margin Read Level Ant Factor Cable Loss Preamp Factor APos TPos Remark MHz dBuV/m dBuV/m dBuV dB/m dB dB cm deg 1 2483.62 63.07 74.00 -10.93 59.30 32.46 4.92 33.61 234 68 PEAK	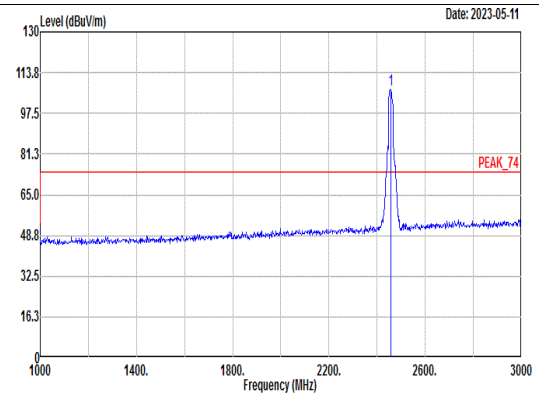 Site : 03CH03-SZ Condition: PEAK_74 3m ANT3117_0057 VERTICAL : RBW:1000.000kHz VBW:3000.000kHz Mode : 23 Setting : MCS0 Power setting 16 Plane : Y with accessories : 352000530016413/352000530016421 Freq Level Limit Line Margin (dB) Read Level Ant Factor Cable Loss Preamp Factor APos TPos Remark MHz dBuV/m dBuV/m dBuV dB/m dB dB cm deg 1 2457.00 106.80 ------ ------ 103.17 32.38 4.88 33.63 234 68 PEAK
Avg	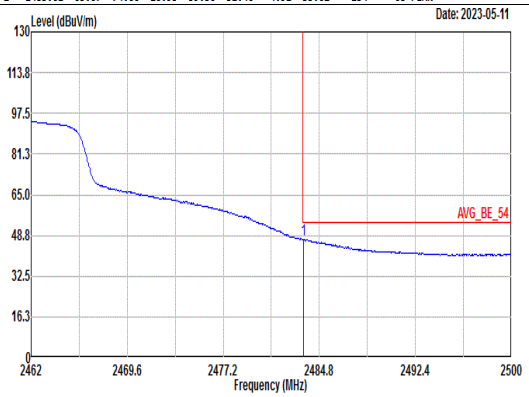 Site : 03CH03-SZ Condition: AVG_BE_54 3m ANT3117_0057 VERTICAL : RBW:1000.000kHz VBW:1.000kHz Mode : 23 Setting : MCS0 Power setting 16 Plane : Y with accessories : 352000530016413/352000530016421 Freq Level Limit Line Margin Read Level Ant Factor Cable Loss Preamp Factor APos TPos Remark MHz dBuV/m dBuV/m dBuV dB/m dB dB cm deg 1 2483.55 47.31 54.00 -6.69 43.54 32.46 4.92 33.61 234 68 AVERAGE	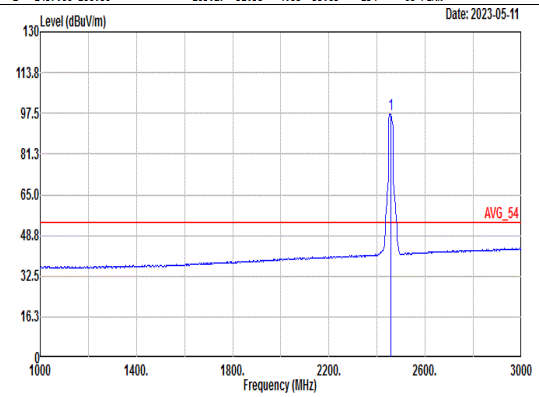 Site : 03CH03-SZ Condition: AVG_54 3m ANT3117_0057 VERTICAL : RBW:1000.000kHz VBW:1.000kHz Mode : 23 Setting : MCS0 Power setting 16 Plane : Y with accessories : 352000530016413/352000530016421 Freq Level Limit Line Margin (dB) Read Level Ant Factor Cable Loss Preamp Factor APos TPos Remark MHz dBuV/m dBuV/m dBuV dB/m dB dB cm deg 1 2457.00 97.35 ------ ------ 93.72 32.38 4.88 33.63 234 68 AVERAGE

Mode	13	
	LF	
	2400-2483.5_802.11g_CH11_2462MHz	
ANT	1	
Pol.	Horizontal	Vertical
Peak	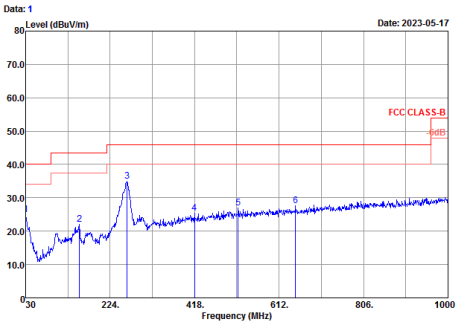 Site : 03CH03-SZ Condition : FCC CLASS-B 3m LF_ANT35408 HORIZONTAL Mode : Mode 26 Setting : 6M Power setting 15 Plane : Y with accessaries : 352000530016413/352000530016421 Freq Level Over Limit Limit Line ReadAntenna Level Factor Cable Loss Preamp Factor A/Pos T/Pos Remark MHz dBuV/m dB dBuV/m dBuV dB/m dB dB cm deg 1 30.00 24.87 -15.13 40.00 31.34 24.90 0.53 31.90 --- --- Peak 2 153.19 22.02 -21.48 43.50 35.48 16.67 1.26 31.39 --- --- Peak 3 262.80 35.08 -10.92 46.00 44.95 19.61 1.69 31.17 --- --- Peak 4 418.00 25.37 -20.63 46.00 32.02 22.17 2.14 30.96 --- --- Peak 5 517.91 26.90 -19.10 46.00 31.39 23.97 2.38 30.84 --- --- Peak 6 649.83 27.61 -18.39 46.00 30.96 24.95 2.65 30.95 --- --- Peak	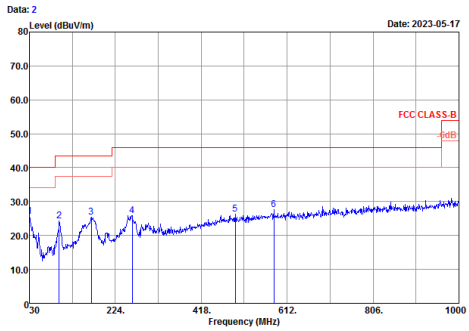 Site : 03CH03-SZ Condition : FCC CLASS-B 3m LF_ANT35408 VERTICAL Mode : Mode 26 Setting : 6M Power setting 15 Plane : Y with accessaries : 352000530016413/352000530016421 Freq Level Over Limit Limit Line ReadAntenna Level Factor Cable Loss Preamp Factor A/Pos T/Pos Remark MHz dBuV/m dB dBuV/m dBuV dB/m dB dB cm deg 1 30.00 25.57 -14.43 40.00 32.04 24.90 0.53 31.90 --- --- Peak 2 96.93 24.31 -19.19 43.50 38.46 16.53 1.00 31.68 --- --- Peak 3 169.68 25.51 -17.99 43.50 39.72 15.82 1.33 31.36 --- --- Peak 4 261.83 25.85 -20.15 46.00 35.70 19.64 1.69 31.18 --- --- Peak 5 494.63 26.34 -19.66 46.00 31.15 23.68 2.32 30.81 --- --- Peak 6 581.93 27.67 -18.33 46.00 31.49 24.62 2.52 30.96 --- --- Peak

Co-location

802.11g CH11 2462MHz+ Band13 (Band Edge @ 3m)

WIFI	2.4GHz 2400~2483.5MHz Band Edge @ 3m	
ANT	802.11g CH11 2462MHz+ Band13 Co-location	
1	Horizontal	Fundamental
Peak	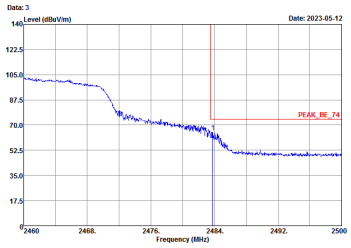 Site : 03CH03-SZ Condition : PEAK_BE_74 3m ANT3117_0057 HORIZONTAL : RBW:1000.000KHz VBW:3000.000KHz Mode : Mode 20 Setting : 6M Powersetting 15 Plane : Y with accessaries : 352000530016413/352000530016421 Freq Level Over Limit Limit Line ReadAntenna Level Factor Cable Loss Factor Preamp Factor A/Pos cm T/Pos deg Remark MHz dBuV/m dB dBuV/m dBuV dB/m dB dB 1 2483.80 65.30 -8.70 74.00 61.47 32.46 4.99 33.62 130 126 Peak	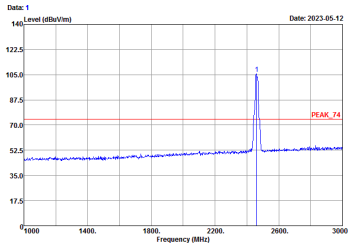 Site : 03CH03-SZ Condition : PEAK_74 3m ANT3117_0057 HORIZONTAL : RBW:1000.000KHz VBW:3000.000KHz Mode : Mode 20 Setting : 6M Powersetting 15 Plane : Y with accessaries : 352000530016413/352000530016421 Freq Level Over Limit Limit Line ReadAntenna Level Factor Cable Loss Factor Preamp Factor A/Pos cm T/Pos deg Remark MHz dBuV/m dB dBuV/m dBuV dB/m dB dB 1 * 2462.00 105.53 31.53 74.00 101.79 32.40 4.97 33.63 130 126 Peak
Avg.	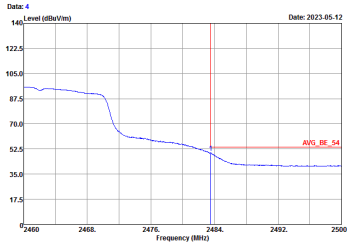 Site : 03CH03-SZ Condition : AVG_BE_54 3m ANT3117_0057 HORIZONTAL : RBW:1000.000KHz VBW:1.000KHz Mode : Mode 20 Setting : 6M Powersetting 15 Plane : Y with accessaries : 352000530016413/352000530016421 Freq Level Over Limit Limit Line ReadAntenna Level Factor Cable Loss Factor Preamp Factor A/Pos cm T/Pos deg Remark MHz dBuV/m dB dBuV/m dBuV dB/m dB dB 1 2483.52 49.80 -4.20 54.00 45.97 32.46 4.99 33.62 130 126 Average	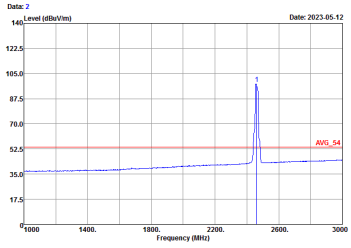 Site : 03CH03-SZ Condition : AVG_54 3m ANT3117_0057 HORIZONTAL : RBW:1000.000KHz VBW:1.000KHz Mode : Mode 20 Setting : 6M Powersetting 15 Plane : Y with accessaries : 352000530016413/352000530016421 Freq Level Over Limit Limit Line ReadAntenna Level Factor Cable Loss Factor Preamp Factor A/Pos cm T/Pos deg Remark MHz dBuV/m dB dBuV/m dBuV dB/m dB dB 1 * 2462.00 97.72 43.72 54.00 93.98 32.40 4.97 33.63 130 126 Average

WIFI	2.4GHz 2400~2483.5MHz Band Edge @ 3m	
ANT	802.11g CH11 2462MHz+ Band13 Co-location	
1	Vertical	Fundamental
Peak	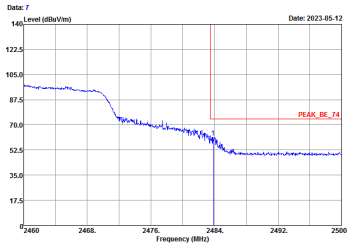 Site : 03CH03-SZ Condition : PEAK_BE_74 3m ANT3117_0057 VERTICAL : RBW:1000.000KHz VBW:3000.000KHz Mode : Mode 20 Setting : 6M Powersetting 15 Plane : Y with accessaries : 352000530016413/352000530016421 Freq Level Over Limit Limit Line ReadAntenna Level Factor Cable Loss Factor Preamp Factor A/Pos T/Pos Remark MHz dBuV/m dB dBuV/m dBuV dB/m dB dB cm deg 1 2483.84 61.19 -12.81 74.00 57.36 32.46 4.99 33.62 104 39 Peak	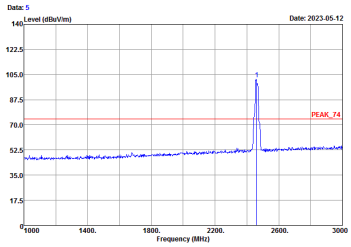 Site : 03CH03-SZ Condition : PEAK_74 3m ANT3117_0057 VERTICAL : RBW:1000.000KHz VBW:3000.000KHz Mode : Mode 20 Setting : 6M Powersetting 15 Plane : Y with accessaries : 352000530016413/352000530016421 Freq Level Over Limit Limit Line ReadAntenna Level Factor Cable Loss Factor Preamp Factor A/Pos T/Pos Remark MHz dBuV/m dB dBuV/m dBuV dB/m dB dB cm deg 1 * 2462.00 101.63 27.63 74.00 97.89 32.40 4.97 33.63 104 39 Peak
	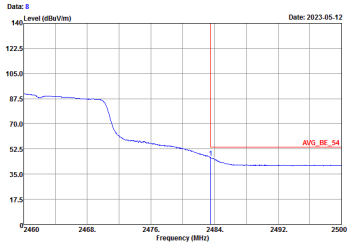 Site : 03CH03-SZ Condition : AVG_BE_54 3m ANT3117_0057 VERTICAL : RBW:1000.000KHz VBW:1.000KHz Mode : Mode 20 Setting : 6M Powersetting 15 Plane : Y with accessaries : 352000530016413/352000530016421 Freq Level Over Limit Limit Line ReadAntenna Level Factor Cable Loss Factor Preamp Factor A/Pos T/Pos Remark MHz dBuV/m dB dBuV/m dBuV dB/m dB dB cm deg 1 2483.52 46.57 -7.43 54.00 42.74 32.46 4.99 33.62 104 39 Average	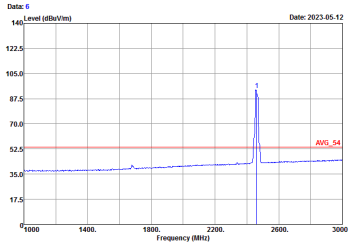 Site : 03CH03-SZ Condition : AVG_54 3m ANT3117_0057 VERTICAL : RBW:1000.000KHz VBW:1.000KHz Mode : Mode 20 Setting : 6M Powersetting 15 Plane : Y with accessaries : 352000530016413/352000530016421 Freq Level Over Limit Limit Line ReadAntenna Level Factor Cable Loss Factor Preamp Factor A/Pos T/Pos Remark MHz dBuV/m dB dBuV/m dBuV dB/m dB dB cm deg 1 * 2462.00 93.70 39.70 54.00 89.96 32.40 4.97 33.63 104 39 Average

2.4GHz 2400~2483.5MHz

BLE CH39 2480MHz+Band13 (Harmonic @ 3m)

BLE	2.4GHz 2400~2483.5MHz Harmonic @ 3m	
ANT	BLE CH39 2480MHz+Band13 Co-location	
1	Horizontal	Vertical
Peak Avg.	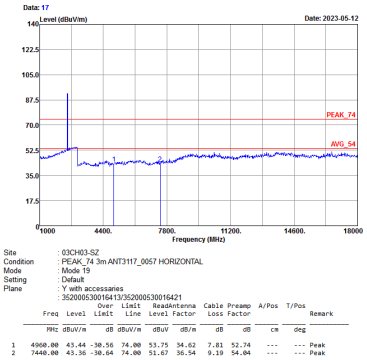	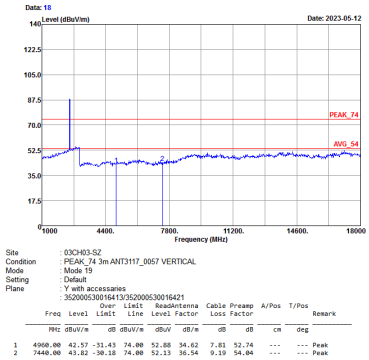

802.11g CH11 2462MHz+ Band13 (Harmonic @ 3m)

WIFI	2.4GHz 2400~2483.5MHz Harmonic @ 3m	
ANT	802.11g CH11 2462MHz+ Band13 Co-location	
1	Horizontal	Vertical
Peak Avg.	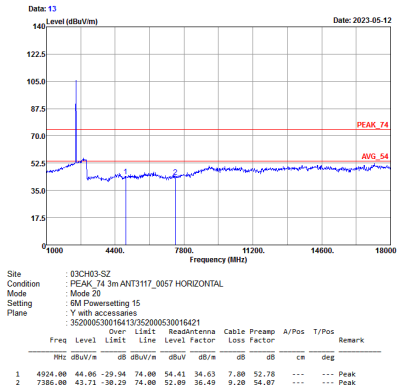	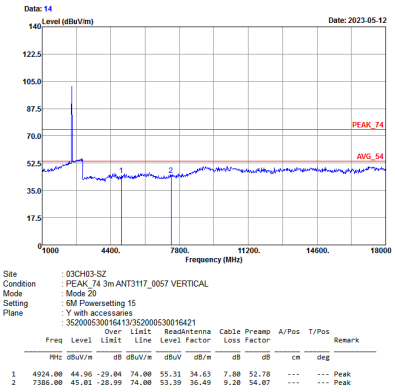

Appendix D. Duty Cycle Plots

Band	Duty Cycle(%)	T(ms)	1/T(kHz)	VBW Setting
802.11b	97.59	8.203	0.122	300Hz
802.11g	87.44	1.362	0.734	1KHz
802.11n HT20	86.81	1.145	0.873	1KHz

802.11b

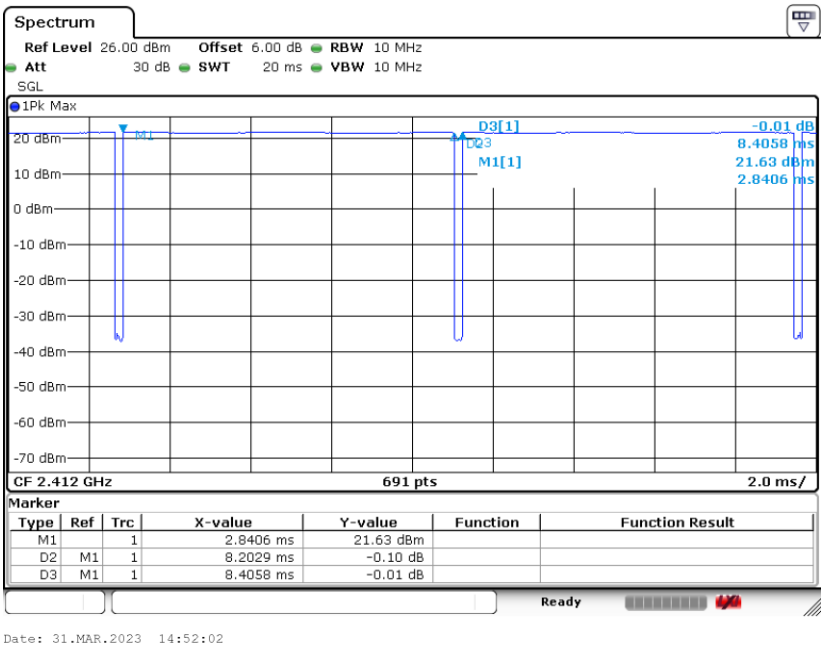

802.11g

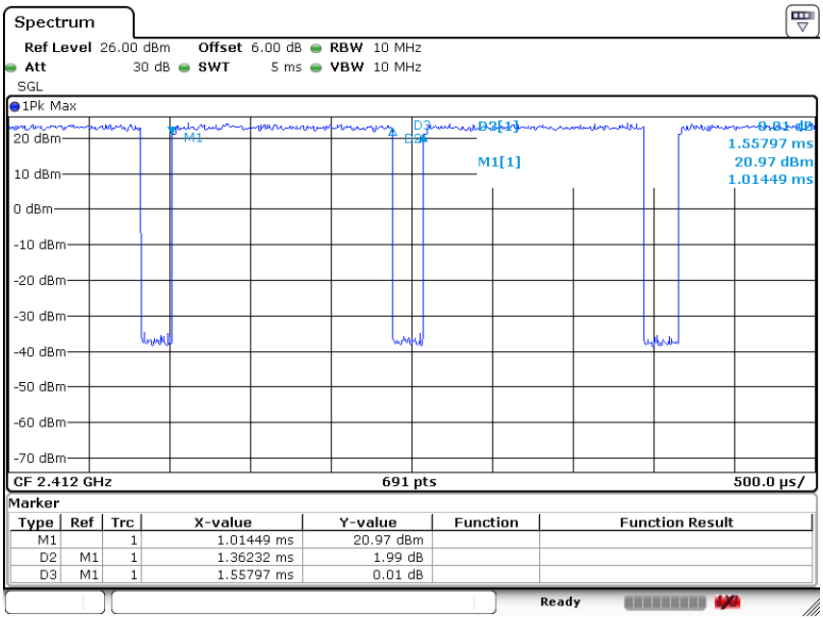

Date: 31.MAR.2023 14:59:29

802.11n HT20

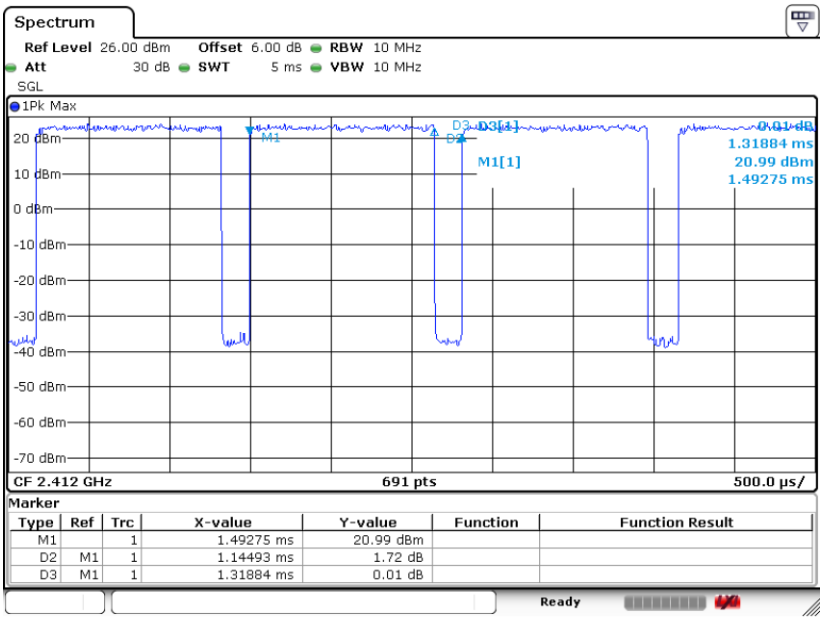

Date: 31.MAR.2023 15:05:57