

MA3060 IM

2022.10.06 R1

660 mm(W)

PMS 281 U

JOIN THE COMMUNITY

- Sign up now for
 - special offers
 - events
 - contests
- access to new products launch



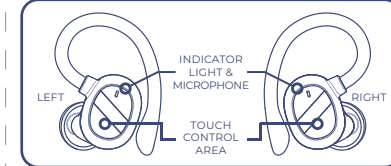
www.muveacoustics.com/community

INCLUDES:
TRACK True Wireless Earbuds
Wireless Charging Case
Type-C USB Charging Cable
User Manual & Warranty

TRACK.
True Wireless **EARBUDS**

User Manual and Warranty
MA-3060

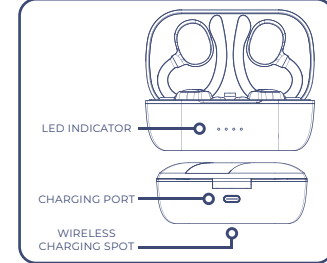
FEATURES STORY



SIMPLE TOUCH CONTROL TO OPERATE ALL FUNCTIONS

Functions vary depending on your phone, tablet or application.

FEATURES STORY



PRODUCT SPECIFICATIONS

Bluetooth
Bluetooth profiles
Connectivity class
High performance driver
Frequency response
Sensitivity
Impedance
Charging method
Battery type
Battery capacity
Play time

Recharge time
Dimensions

S1
A2DP, HSP, HFP, AVRCP
Bluetooth Class 2 (10 meter)
2 x 20mm
20 Hz - 20 kHz
105dB +/- 3dB at 1kHz
16 Ω
Type-C or Wireless charging
Lithium-ion battery
2 x 30 mAh (earbuds)
400 mAh (charging case)
Total 30 hours (earbuds playtime is 7 hours and the charging case can provide 35 times for earbuds charging)
(varies by volume level and audio content)
Approx. 2 hours (earbuds)
Approx. 2 hours (charging case)
40.7 x 26.6 x 36.5 mm (LxWxD)(earbuds)
78.5 x 31.6 x 47.8 mm (LxWxD)(charging case)

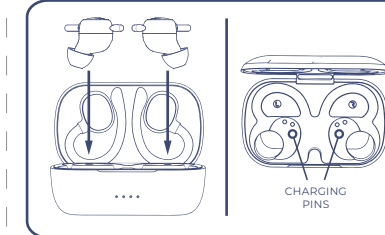
OPERATE YOUR EARBUDS

Bluetooth Connection
To use Bluetooth for your audio connection, first pair TRACK earbuds with your audio source (music player, smartphone, laptop or other Bluetooth equipped device that can act as audio source). Make sure TRACK earbuds is fully charged and turn it on by **take out from the charging box**. When take out both earbuds from the charging box at the same time. The LED indicator light will flash rapidly, and the left and right earbuds will be paired successfully. At this time, it can be connected to the Bluetooth equipped device. Make sure Bluetooth is enabled on your audio source

and in a few moments 'MUVEACOUSTICS:TRACK' will appear on your list of possible Bluetooth connections. Press 'pair' or 'connect' on your device and after the connection is made, the indicator light will flash slowly. (Support single earbud use)
From now on, when you turn on TRACK earbuds, it will automatically search for the last Bluetooth device it was paired with.

Earbuds Battery Charging

Put the earbuds into the charging box, it will automatically shut down and start charging.



Charging Case Battery Charging with USB Charger



Please use the cable provided to recharge the charging case. It will take 2 hours to fully charged.

Charging Case Battery Charging with Wireless Charger



Place the charging case on the center mark of the wireless charging pad, like the diagram. It will take 2 hours to fully charged.

Note: Charging time may take much longer if placement not align with the center mark.

OPERATIONAL GUIDANCE

Function	Button	Audio	LED
Volume Up	Tap the Right touch control area once	N/A	N/A
Volume Down	Tap the Left touch control area once	N/A	N/A
Answer incoming call	Tap the touch control area once	N/A	N/A
End a call	Tap the touch control area once	2 tones	N/A
Refuse incoming call	Press & hold the touch control area for 2 seconds	N/A	N/A
Voice assistant	Tap the touch control area thrice	2 tones	N/A
Turn On & the pairing mode	Take out the earbuds from the charging box	Power ON	White light flash rapidly
Pairing success		Connected	White light flash slowly
Play / pause	Tap the touch control area twice	N/A	N/A
Turn Off	Put the earbuds into the charging box or Press & hold the touch control area for 6 seconds	Power Off	LED lights turn off

Function	Button	Audio	LED
Volume Up	Tap the Right touch control area once	N/A	N/A
Volume Down	Tap the Left touch control area once	N/A	N/A
Answer incoming call	Tap the touch control area once	N/A	N/A
End a call	Tap the touch control area once	2 tones	N/A
Refuse incoming call	Press & hold the touch control area for 2 seconds	N/A	N/A
Voice assistant	Tap the touch control area thrice	2 tones	N/A

Function	Button	Audio	LED
Earbuds battery charging	N/A	N/A	Both Earbuds and Charging case's LEDs on.
Earbuds battery fully charged	N/A	N/A	Both Earbuds and Charging case's LEDs off.
Charging case battery charging	N/A	N/A	Charging case's LED flashing
Charging case battery fully charged	N/A	N/A	Charging case's all LEDs on.

封面 (cover)

封底 (back cover)



MUVEACOUSTICS®
SOUND THAT INSPIRES

f MuveAcoustics

@ muveacoustics_usa

t MuveAcoustics

SAFETY INSTRUCTIONS

Warnings

- Contains small parts which may be a choking hazard. Not suitable for children under age three.
- Set a low volume setting before using the earbuds.
- Long-term exposure to loud music or sounds may cause hearing damage. It is best to avoid high volume levels when using these earbuds, especially for extended periods.
- Do not use these earbuds when operating a motor vehicle, a bicycle, machinery or where your inability to hear outside sounds may present a danger to you or others.

Cautions

- Using these earbuds limits your ability to hear

noises around you, regardless of listening volume. Please use caution when using these earbuds.

- Do not drop, sit on, or allow the earbuds to be immersed in water.



This symbol indicates that this product shall not be treated as household waste. Instead it shall be handed over to the applicable collection point for the recycling of electrical and electronic equipment.



Unsuitable for children under three years because it might, for instance, contain small parts.



To prevent possible hearing damage, do not listen at high volume levels for long periods.

The input voltage to the product is 5V 1A. For your safety, please always use appropriate 5V input charger/Adapter to charge the product. DO NOT USE Quick Charging USB Adapter to charge the product, as it might damage the product. Only charge the product at ambient temperatures between 10 deg °C / 50 deg °F and 40 deg °C / 104 deg °F. Do not heat above 70 deg °C / 158 deg °F, eg. Do not expose to sunlight or throw into fire. Switch off the product after use. Please note that we won't take any responsibility for any wrong operation (eg. Voltage higher than 5V) as this may result in severe injury or loss of property, and we cannot control the operating process

during the time the user using this product. In extreme cases, abuse or misuse of Lithium battery pack can lead to explosion, heat generation, fire development or smoke development.

FCC Statement

NOTE: This equipment has been tested and found to comply with the limits for a Class B digital device, pursuant to part 15 of the FCC Rules. These limits are designed to provide reasonable protection against harmful interference in a residential installation. This equipment generates uses and can radiate radio frequency energy and, if not installed and used in accordance with the instructions, may cause harmful interference to radio

communications. However, there is no guarantee that interference will not occur in a particular installation. If this equipment does cause harmful interference to radio or television reception, which can be determined by turning the equipment off and on, the user is encouraged to try to correct the interference by one or more of the following measures:

- Reorient or relocate the receiving antenna.
- Increase the separation between the equipment and receiver.
- Connect the equipment into an outlet on a circuit different from that to which the receiver is connected.
- Consult the dealer or an experienced radio/TV technician for help.

Changes or modifications not expressly approved by the party responsible for compliance could void the user's authority to operate the equipment. This device complies with Part 15 of the FCC Rules. Operation is subject to the following two conditions: (1) this device may not cause harmful interference, and (2) this device must accept any interference received, including interference that may cause undesired operation.



FCC ID: 2ADM5-MA-3060 **FPO** 00XXXX

MUVEACOUSTICS ONE-YEAR LIMITED WARRANTY

MUVEACOUSTICS TRACK earbuds have been subjected to a thorough series of tests to ensure the highest level of dependability. It is unlikely that you will experience any problem, but if a defect should become apparent during the use of this product, MUVEACOUSTICS warrants to the original purchaser that this product will be free from defects in material and workmanship for a period of 12 months from the date of your original purchase from an authorized dealer. If a defect covered by this warranty occurs,

MUVEACOUSTICS, at its option, will repair or replace the product purchase at no repair charge (postage charges will apply). If a replacement is necessary and your product is no longer available, a comparable product may be substituted at the sole discretion of MUVEACOUSTICS. This warranty does not cover normal wear and tear, abusive use or misuse, modification, tampering or by any other cause not related to either materials or workmanship. This warranty does not apply to product used for any industrial, professional or commercial purposes.

CUSTOMER SERVICES

For service on any defective under 12 months warranty policy, please contact Consumer Support.



Email: consumersupport@zeeva.com

Keep all relevant information for future reference

Imported and distributed by Zeeva International Limited. All rights reserved

Suite 1007B-1008, 10/F, Exchange Tower, 33 Wang Chiu Road, Kowloon Bay, Hong Kong

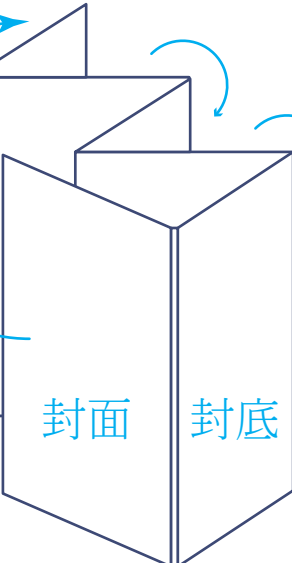
Thank you for trusting MUVEACOUSTICS with delivering you excellence in sound. We encourage you to connect with us and become a part of our community!

SCAN THE QR CODE YOU WILL FIND INSIDE. SHARE WITH US YOUR PRODUCT EXPERIENCE.

www.muveacoustics.com

面
(front)

底
(back)



摺法示意圖

55 mm(W)

55 mm(H)