


Test Setup Photo



1.1 Conducted Emissions at AC Power Line (150kHz-30MHz) Test Setup



1.2 RF Conducted Test Setup



1.3 Radiated Emissions which fall in the restricted bands Test Setup



1.4 Radiated Spurious Emissions Test Setup

