



15. SETUP PHOTOS


RADIATED AND POWERLINE CONDUCTED EMISSIONS MEASUREMENT SETUP




RADIATED FRONT PHOTO (BELOW 1 GHz)




RADIATED BACK PHOTO (BELOW 1 GHz)




RADIATED FRONT PHOTO (ABOVE 1 GHz)



RADIATED BACK PHOTO (ABOVE 1 GHz)




LINE CONDUCTED FRONT PHOTO



LINE CONDUCTED SIDE VIEW PHOTO

**ANTENNA PORT CONDUCTED RF MEASUREMENT SETUP AND
RADIATED RF MEASUREMENT SETUP FOR PORTABLE CONFIGURATION**




ANTENNA PORT CONDUCTED PHOTO



X-AXIS FRONT PHOTO




Y-AXIS FRONT PHOTO



Z-AXIS FRONT PHOTO

DYNAMIC FREQUENCY SELECTION MEASUREMENT SETUP



DFS SIDE PHOTO



END OF REPORT