



**AEGIS LABS INC.**



Class II Permissive Change  
Test Report  
And Application for Grant of Equipment Authorization

Pertaining To:

| EUT   | FCC ID:       |
|---|---------------|
| Intel PRO/Wireless 2200BG Network Connection,<br>MN: WM3B2200BG | PD9WM3B2200BG |

| Configuration   |
|---|
| 802.11b / 802.11g with a set of Fujitsu Plum Antennas |

*MEASUREMENTS PERFORMED IN ACCORDANCE WITH*

| Regulatory Standard(s)   |
|--|
| 47 CFR Part 15, Subpart C Section 15.247   |
| Test Method:<br>ANSI C63.4: 2003 American National Standard for Methods of Measurement of Radio-Noise Emissions from Low-Voltage Electrical and Electronic Equipment in the Range of 9 kHz to 40 GHz |



Certificate Number: 1111.01

**APPLICANT:**

Intel Corporation  
EC1-01 13280 Evening Creek Drive  
San Diego, California 92128

Contact(s): Mr. Robert Paxman

**PREPARED BY:**

Aegis Labs, Inc.  
22431 Antonio Parkway B160-417  
Rancho S. Margarita, CA 92688

Agent(s): Mr. Steve Kuiper  
Mr. Rick Candelas  
Mr. Johnny Candelas

Test Report #: INTEL-050314F  
Test Report Revision: None

|       | REPORT<br>BODY | APPENDICES | TOTAL<br>PAGES |
|-------|----------------|------------|----------------|
|       |                | A          |                |
| PAGES | 17             | 24         | 41             |

The contents of this report shall not be reproduced except in full, without the written approval of Aegis Labs, Inc.

Page 1 of 17  
Report Number: INTEL-050314F  
FCC ID: PD9WM3B2200BG



AEGIS LABS INC.

## TABLE OF CONTENTS

| SECTION | TITLE  | PAGE |
|---------|--|------|
|         | COVER SHEET.....                                   | 01   |
|         | TABLE OF CONTENTS.....                             | 02   |
| 1.0     | CERTIFICATION OF TEST DATA.....                    | 03   |
| 2.0     | SUMMARY OF TEST RESULTS.....                       | 04   |
| 3.0     | ADMINISTRATIVE DATA AND TEST DESCRIPTION.....      | 06   |
| 4.0     | DESCRIPTION OF EUT.....                            | 07   |
| 4.1     | EUT Description.....                               | 07   |
| 4.1.1   | Channel Number and Frequencies.....                | 08   |
| 4.2     | EUT Configuration.....                             | 09   |
| 4.3     | List of EUT Sub-Assemblies and Host Equipment..... | 10   |
| 4.4     | I/O Cabling Diagram and Description.....           | 11   |
| 5.0     | TEST EQUIPMENT AND TEST SETUPS.....                | 12   |
| 5.1     | AC Power Line Conducted Emissions.....             | 12   |
| 5.2     | Spurious Radiated Emissions.....                   | 13   |
| 5.3     | Conducted Emissions At The Antenna Port.....       | 13   |
| 5.4     | Test and Measurement Equipment Used.....           | 14   |
| 6.0     | SAMPLE CALCULATIONS.....                           | 15   |
| 7.0     | MODIFICATIONS AND RECOMMENDATIONS.....             | 17   |

### APPENDICES

|   |           |
|---|-----------|
| A | Test Data |
|---|-----------|



AEGIS LABS INC.

## 1.0 CERTIFICATION OF TEST DATA

Aegis Labs, Inc. operates as both a Nevada and California Corporation with no organizational or financial relationship with any company, institution, or private individual.

Testing and engineering functions provided by Aegis Labs are furnished through the use of part-time, full-time or consulting engineers with the appropriate qualifications to carry out their duties. The intended purpose of this test report is to describe the measurement procedure and to determine whether the equipment under test "EUT" complies with both the conducted and radiated limits. Limits for emissions testing are described under Subpart C of Part 15 of the FCC rules.

The data, data evaluation and equipment configuration represented herein are a true and accurate representation of the Equipment Under Test (EUT) under the requirements specified in the emissions standard as described below. The test results contained in this report are only representative of the test sample tested as described in Section 3.0 of this report. Certification of the EUT is required as a prerequisite to marketing as defined in Part 2 of the FCC Rules.

### Prepared By:



**Johnny Candelas**  
Staff Engineer  
Aegis Labs, Inc.

**03/25/05**

**Date:**

### Reviewed By:



**Rick Candelas**  
Lab Manager  
Aegis Labs, Inc.

**03/25/05**

**Date:**

### Report Approved By:



**Steve J. Kuiper**  
Quality Assurance Manager  
Aegis Labs, Inc.

**03/25/05**

**Date:**

Page 3 of 17

Report Number: INTEL-050314F

FCC ID: PD9WM3B2200BG



AEGIS LABS INC.

## 2.0 SUMMARY OF TEST RESULTS

The test results provided within this report, indicate that the EUT has been found to be in **COMPLIANCE** with the test specifications based upon the following RF compliance standards:

Pass/Fail determination is based upon the nominal values of the test data.

### ***802.11b Mode (2412-2462 MHz)***

| EMISSIONS STANDARD  |  |         |   |
|---------------------|--|---------|---|
| FCC Part 15 Section | Description  | Results | Comments  |
| 15.247(a)(2)        | The minimum 6dB bandwidth shall be at least 500 kHz.   | PASSED  | 2412 MHz = 9.00 MHz<br>2437 MHz = 9.08 MHz<br>2462 MHz = 9.17 MHz<br><i>Per Original Filing</i>       |
| 15.247(b)(1)        | The maximum peak output power of the intentional radiator shall not exceed 1 watt.   | PASSED  | 2412 MHz = 16.90 dBm = 48.98 mW<br>2437 MHz = 17.00 dBm = 50.12 mW<br>2462 MHz = 17.30 dBm = 53.70 mW |
| 15.247(b)(4)        | The intentional radiator shall be operated in a manner that ensures that the public is not exposed to radio frequency energy levels in excess of the FCC guidelines per Section 1.1307(b)(1).  | PASSED  | Refer to MPE Calculations Exhibit   |
| 15.247(c)           | In any 100 kHz bandwidth outside the frequency band in which the spread spectrum intentional radiator is operating, the radio frequency power that is produced by the intentional radiator shall be at least 20 dB below that in the 100 kHz bandwidth within the band that contains the highest level of the desired power. | PASSED  | See Data Sheets   |
| 15.247(c)           | Radiated emissions, which fall in the restricted bands, as defined in Sec. 15.205(a), must also comply with the radiated emission limits specified in Sec. 15.209(a). All others must be < -20dBc.   | PASSED  | See Data Sheets   |
| 15.247(d)           | The peak power spectral density conducted from the intentional radiator to the antenna shall not be greater than 8 dBm in any 3 kHz band during any time interval of continuous transmission.  | PASSED  | 2412 MHz = -7.67 dB<br>2437 MHz = -7.67 dB<br>2462 MHz = -6.67 dB<br><i>Per Original Filing</i>       |
| 15.207              | AC Conducted Emissions   | PASSED  | <i>See Original Filing</i>  |
| 15.209              | Radiated Emissions (30-1000 MHz)   | PASSED  | <i>See Original Filing</i>  |

Page 4 of 17

Report Number: INTEL-050314F

FCC ID: PD9WM3B2200BG



AEGIS LABS INC.

## 2.0 Summary of Test Results (Continued)

The test results provided within this report, indicate that the EUT has been found to be in **COMPLIANCE** with the test specifications based upon the following RF compliance standards:

Pass/Fail determination is based upon the nominal values of the test data.

### ***802.11g Mode (2412-2462 MHz)***

| EMISSIONS STANDARD  |  |         |   |
|---------------------|--|---------|---|
| FCC Part 15 Section | Description  | Results | Comments  |
| 15.247(a)(2)        | The minimum 6dB bandwidth shall be at least 500 kHz.   | PASSED  | 2412 MHz = 16.50 MHz<br>2437 MHz = 16.50 MHz<br>2462 MHz = 16.67 MHz<br><i>Per Original Filing</i>    |
| 15.247(b)(1)        | The maximum peak output power of the intentional radiator shall not exceed 1 watt.   | PASSED  | 2412 MHz = 16.20 dBm = 41.69 mW<br>2437 MHz = 16.10 dBm = 40.74 mW<br>2462 MHz = 16.00 dBm = 39.81 mW |
| 15.247(b)(4)        | The intentional radiator shall be operated in a manner that ensures that the public is not exposed to radio frequency energy levels in excess of the FCC guidelines per Section 1.1307(b)(1).  | PASSED  | Refer to MPE Calculations Exhibit   |
| 15.247(c)           | In any 100 kHz bandwidth outside the frequency band in which the spread spectrum intentional radiator is operating, the radio frequency power that is produced by the intentional radiator shall be at least 20 dB below that in the 100 kHz bandwidth within the band that contains the highest level of the desired power. | PASSED  | See Data Sheets   |
| 15.247(c)           | Radiated emissions, which fall in the restricted bands, as defined in Sec. 15.205(a), must also comply with the radiated emission limits specified in Sec. 15.209(a). All others must be < -20dBc.   | PASSED  | See Data Sheets   |
| 15.247(d)           | The peak power spectral density conducted from the intentional radiator to the antenna shall not be greater than 8 dBm in any 3 kHz band during any time interval of continuous transmission.  | PASSED  | 2412 MHz = -9.50 dB<br>2437 MHz = -10.33 dB<br>2462 MHz = -9.67 dB<br><i>Per Original Filing</i>      |
| 15.207              | AC Conducted Emissions   | PASSED  | <i>See Original Filing</i>  |
| 15.209              | Radiated Emissions (30-1000 MHz)   | PASSED  | <i>See Original Filing</i>  |

Page 5 of 17

Report Number: INTEL-050314F

FCC ID: PD9WM3B2200BG



AEGIS LABS INC.

### 3.0 ADMINISTRATIVE DATA AND TEST DESCRIPTION

|                                  |   |
|----------------------------------|---|
| <b>DEVICE TESTED:</b>            | ITE Type: Intel PRO/Wireless 2200BG Network Connection<br>Model Number(s): WM3B2200BG<br>Serial Number: 08169E094ADC54906006<br>FCC ID: PD9WM3B2200BG |
|                                  |   |
| <b>TEST DATE (S):</b>            | March 14 - 15, 2005   |
| <b>DATE EUT RECEIVED:</b>        | March 14, 2005  |
|                                  |   |
| <b>ORIGIN OF TEST SAMPLE(S):</b> | Production Unit   |
|                                  |   |
| <b>RESPONSIBLE PARTY:</b>        | Intel Corporation<br>EC1-01 13280 Evening Creek Drive<br>San Diego, California 92128  |
|                                  |   |
| <b>CLIENT CONTACT:</b>           | Mr. Robert Paxman   |
| <b>MANUFACTURER:</b>             | Intel Corporation   |
|                                  |   |
| <b>TEST LOCATION:</b>            | Aegis Labs, Inc.<br>32231 Trabuco Creek Road<br>Trabuco Canyon, CA 92678<br>Conducted Site #2<br>Radiated Site #2                                     |
|                                  |   |
| <b>A2LA CERTIFICATE:</b>         | 1111.01, Valid through February 28, 2006  |
|                                  |   |
| <b>PURPOSE OF TEST:</b>          | To demonstrate compliance with the relevant standards described in Section 2.0 of this report.  |
|                                  |   |
| <b>TEST(S) PERFORMED:</b>        | Refer to Table in Section 2.0 of this report.   |

All calibration vendors were responsible for certifying Aegis Labs, Inc. test equipment as per the manufacturer's specifications and that the equipment is calibrated using instruments and standards where the accuracy is traceable to the National Institute of Standards and Technology (NIST). Calibration of all test equipment conforms to ANSI/NCSL Z540-1 and ISO 10012-1 and/or ISO/IEC Guide 17025 compliance (Additionally, other pertinent test equipment will carry MIL-STD-45662A). All calibration documents are on file with Aegis Labs, Inc., with copies provided upon request.

Page 6 of 17  
Report Number: INTEL-050314F  
FCC ID: PD9WM3B2200BG



AEGIS LABS INC.

## 4.0 DESCRIPTION OF EUT

### 4.1 EUT Description

| Equipment Under Test (EUT)               |  |
|--|--|
| Trade Name:                              | Intel PRO/Wireless 2200BG Network Connection   |
| Model Number:                            | WM3B2200BG   |
| Frequency Range:                         | 802.11b/g = 2412 – 2462MHz   |
| Type of Transmission:                    | Direct Sequence Spread Spectrum  |
| Transfer Rate:                           | 1/5.5/11 Mbps for 802.11b mode<br>6/36/54 Mbps for 802.11g mode  |
| Number of Channels:                      | 802.11b mode (2400-2483.5 MHz) = 11<br>802.11g mode (2400-2483.5 MHz)= 11  |
| Modulation Type:                         | DBPSK, DQPSK, CCK, OFDM  |
| Antenna Type:                            | Inverted-F Antenna   |
| Antenna Gain (See Note 2):               | Fujitsu Plum = 1.07 dBi @ 2.4 GHz  |
| Transmit Output Power:                   | 17 dBm (Typical) for 802.11b mode<br>16 dBm (Typical) for 802.11g mode<br>Please see Appendix A (Data Sheets) for actual output power. |
| Power Supply:                            | 3.3VDC from computer MPCPI slot.   |
| Number of External Test Ports Exercised: | 2 Antenna Ports (1 Main & 1 Auxiliary)   |

The Intel PRO/Wireless 2200BG Network Connection is an embedded 2.4 GHz Wireless Local Area Network Mini-PCI adapter. The Mini-PCI Type 3B form factor is designed for notebook computer systems where overall thickness must be kept to an absolute minimum and connect to antennas internal to a notebook computer. It is capable of a data rate of up to 52 Mbps.

**NOTE 1:** For a more detailed description, please refer to the manufacture's specifications or User's Manual.

**NOTE 2:** The EUT was tested with a set of antennas. (Refer to the antenna specifications exhibits).

Page 7 of 17

Report Number: INTEL-050314F

FCC ID: PD9WM3B2200BG



**AEGIS LABS INC.**

#### 4.1.1 Channel Number and Frequencies

| 802.11b Mode |                 | 802.11g Mode |                 |
|--------------|-----------------|--------------|-----------------|
| Channel      | Frequency (MHz) | Channel      | Frequency (MHz) |
| 1            | 2412            | 1            | 2412            |
| 2            | 2417            | 2            | 2417            |
| 3            | 2422            | 3            | 2422            |
| 4            | 2427            | 4            | 2427            |
| 5            | 2432            | 5            | 2432            |
| 6            | 2437            | 6            | 2437            |
| 7            | 2442            | 7            | 2442            |
| 8            | 2447            | 8            | 2447            |
| 9            | 2452            | 9            | 2452            |
| 10           | 2457            | 10           | 2457            |
| 11           | 2462            | 11           | 2462            |





AEGIS LABS INC.

## 4.2 EUT Configuration

The EUT was tested installed in the Mini-PCI slot of the Hewlett Packard host computer as a modular device using a PCI extender board to extend the EUT outside the computer chassis. The EUT was then connected to a set of antennas via its Main and AUX antenna ports. Data for a set of Fujitsu Plum antennas can be found in Appendix A (Data Sheets)

The low, middle, and high channels were tested in 802.11b & g modes. Also, the EUT was tested once transmitting from the MAIN antenna port and once transmitting from the AUX antenna port. The EUT was placed in either continuous transmit or continuous receive mode by a program provided by the manufacturer (*CRTU Version 2.2.9.3000*).



AEGIS LABS INC.

#### 4.3 List of EUT, Sub-Assemblies, and Host Equipment

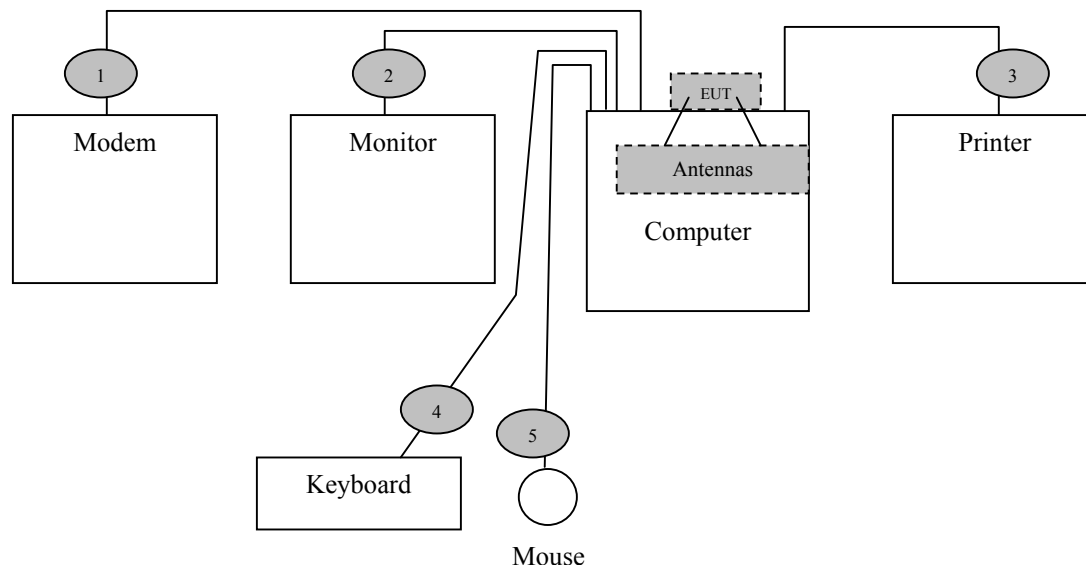
| LIST OF EUT AND SUB-ASSEMBLIES                  |                   |              |                          |
|---|-------------------|--------------|--------------------------|
| Equipment Name                                  | Manufacturer      | Model Number | Serial Number            |
| Intel PRO/Wireless 2200BG<br>Network Connection | Intel Corporation | WM3B2200BG   | 08169E094AD<br>C54906006 |
| EUT Sub-Assemblies                              |                   |              |                          |
| Main Multi Band Antenna                         | Fujitsu Plum      | CP212259     | N/A                      |
| Auxiliary Multi Band Antenna                    | Fujitsu Plum      | CP212259     | N/A                      |

| HOST EQUIPMENT LIST |                 |                 |                              |
|---------------------|-----------------|-----------------|------------------------------|
| Equipment Name      | Manufacturer    | Model Number    | Serial Number                |
| Computer            | Hewlett Packard | Pavillion a300n | MXK3391864                   |
| LCD Monitor         | Dell            | E151FPp         | CN-06R644-47804-34R-<br>LATL |
| Keyboard            | Hewlett Packard | 5183            | BF33339165                   |
| Mouse               | Hewlett Packard | M042KC          | 30870136                     |

NOTE: All the power cords of the above support equipment are standard non-shielded, 1.8 meters long.



#### 4.4 I/O Cabling Diagram and Description



- Cable 1: This is a 6-foot braid and foil shielded round cable connecting the Hewlett Packard host computer with the Zoom modem. It has metallic DB-9 type connector at the computer end and a metallic DB-25 type connector at the modem end. The cable is bundled to a length of one meter and the shield of the cable is grounded to the chassis of both devices via the connector shells.
- Cable 2: This is a 6-foot braid and foil shielded round cable connecting the Hewlett Packard host computer with the Dell LCD monitor. It has metallic DB-15 type connector at the computer end and is hardwired to the monitor. The cable is bundled to a length of one meter and the shield of the cable is grounded to the chassis of both devices via the connector shells.
- Cable 3: This is a 6-foot braid and foil shielded round cable connecting the Hewlett Packard host computer to the Hewlett Packard printer. It has a metallic DB-25 type connector at the computer end and a metallic centronics type connector at the printer end. The cable is bundled to a length of one meter and the shield of the cable is grounded to the chassis of both devices via the connector shells.
- Cable 4: This is a 6-foot braid and foil shielded round cable connecting the Hewlett Packard host computer to the Hewlett Packard keyboard. It has a metallic 6-pin mini din type connector at the computer end and is hardwired to the keyboard. The shield of the cable is grounded to the chassis of the computer via the connector shell.
- Cable 5: This is a 6-foot braid and foil shielded round cable connecting the Hewlett Packard host computer to the Hewlett Packard mouse. It has a metallic 6-pin mini din type connector at the computer end and is hardwired to the mouse. The shield of the cable is grounded to the chassis of the computer via the connector shell.



AEGIS LABS INC.

## 5.0 TEST EQUIPMENT AND TEST SETUPS

The test equipment settings and functions are selected using the guidance of ANSI C63.4-2003. All test equipment setups and operations during conducted and radiated emissions testing are in accordance with this reference document.

### 5.1 AC Power Line Conducted Emissions

During conducted emissions measurements, a spectrum analyzer was used as the measuring instrument along with a preselector and quasi-peak detector. A 10 dB attenuation pad was used for the protection of the spectrum analyzer input stage. The conducted emissions from the EUT in the frequency range from 150 kHz to 30 MHz were captured for graphical display through the use of automated LABVIEW EMI measurement software. All graphical readings were measured in the “Peak” mode only to reduce testing time. Upon completion of the graphical scan, the test lab personnel performed the conducted measurement scan manually using the spectrum analyzer front panel keys. All peak measurements coming within 3 dB of the limit line were “Averaged” and/or “Quasi-Peaked” and denoted appropriately in the EXCEL spreadsheet.

The Equipment Under Test (EUT) was configured as a system with peripherals connected, so that at least one interface port of each type is connected to one external peripheral when tested for conducted emissions according to ANSI C63.4: 2003. Excess power cord length was wrapped in a bundle 30 to 40 centimeters in length near the center of the cord. The EUT was tested in a tabletop configuration.

The emission readings for Line 1 and Line 2 are highlighted on the data sheets in Appendix A. The graphical scans only reflects peak readings while the tabulated data sheets reflect peak, average, and/or quasi-peak readings which ever applies.



AEGIS LABS INC.

## 5.2 Spurious Radiated Emissions

A spectrum analyzer was used as the measuring instrumentation along with a preselector and quasi-peak-detector. The pre-amplifiers were used to increase the sensitivity of the instrument. The spectrum analyzer was used in the peak detector mode with the “max-hold” feature activated and in Positive Peak mode. In this mode, the spectrum analyzer records the highest measured reading over all the sweeps. The quasi-peak detector was used only for those readings, which are marked accordingly in the data sheet. The effective measurement bandwidth used for the radiated emissions test was 120 kHz for (30 MHz- 1000 MHz). The spectrum analyzer operated such that the modulation of the signal was filtered out to set the analyzer in linear mode. For testing beyond 1000 MHz a spectrum analyzer capable of taking reading above 1000 MHz was connected to the high frequency amplifier, where these measurement readings were taken with the transducer placed at a 3-meter test distance from the EUT.

The Open Area Test Sites (OATS) was used for radiated emission testing. These test sites are designed according to ANSI C63.4: 2003 and ANSI C63.7: 1992 guidelines. The Measurements were conducted in accordance with ANSI C63.4: 2003 and ANSI C63.7: 1992 requirements.

Broadband biconical, log periodic, and horn antennas were used as transducers during the measurement reading phase. The frequency spans were wide (30 MHz-88 MHz, 88 MHz- 216 MHz, 216 MHz- 300 MHz, and 300 MHz- 1000 MHz). After 1000 MHz the horn antenna was used to measure emissions. The emission readings in both horizontal and vertical polarities are highlighted on the data sheets in Appendix A.

## 5.3 Conducted Emissions at the Antenna Port

A spectrum analyzer or power meter was used as the measuring instrumentation along with an attenuator and/or filter connected to the EUT antenna port. The attenuator and filters are used to ensure that the front end of the measurement instrument is not overloaded by the fundamental transmission. . The instruments recorded the measured readings with the bandwidths (video and resolution) set in accordance with the FCC Rules and regulations.

For the power out measurements in 802.11b and 802.11g modes a peak power meter was used along with a peak power sensor with a wide enough bandwidth to capture the entire fundamental transmission. For 802.11a mode a spectrum analyzer with “Channel Power Measurement” function was used to measure the peak output power.

The measured readings are on the data sheets in Appendix A.



AEGIS LABS INC.

## 5.4 Test and Measurement Equipment Used

| TEST EQUIPMENT USED                     |                          |                      |                                |                      |                   |
|---|--------------------------|----------------------|--------------------------------|----------------------|-------------------|
| Equipment Name                          | Manufacturer             | Model Number         | Serial Number                  | Calibration Due Date | Calibration Cycle |
| EMI Receiver - RF Section               | Hewlett Packard          | 85462A               | 3325A00137                     | 03/29/05             | 1 Year            |
| EMI Receiver – RF Filter Section        | Hewlett Packard          | 85460A               | 3330A00138                     | 03/29/05             | 1 Year            |
| Attenuator - 5W-10dB                    | Pasternack               | PE7014-10            | N/A                            | 11/01/05             | 1 Year            |
| LISN (EUT)                              | FCC                      | FCC-LISN-50-25-2     | 9931                           | 02/06/06             | 2 Year            |
| LISN (Access)                           | Com-Power                | LI-200               | 12019                          | 01/25/06             | 2 Year            |
| LISN (Access)                           | Com-Power                | LI-200               | 12018                          | 01/25/06             | 2 Year            |
| Spectrum Analyzer                       | Agilent                  | 8564EC               | 4046A00387                     | 02/06/06             | 2 Years           |
| Preamplifier                            | Miteq                    | JS42-01001800-25-10P | 815980 &<br>884968 &<br>885090 | 12/09/05             | 2 Years           |
| 2400-2483.5 MHz Notch Filter            | Micro-Tronics            | BRM50702-02          | 003                            | 04/21/06             | 2 Years           |
| 5725-5850 MHz Notch Filter              | Microwave Circuits, Inc. | N0257881             | 3173-01                        | 06/27/05             | 2 Years           |
| Antenna - Biconical                     | EMCO                     | 3110                 | 9108-1421                      | 02/11/06             | 2 Year            |
| Antenna - Log Periodic                  | EMCO                     | 3148                 | 4947                           | 02/11/06             | 2 Year            |
| 1-18 GHz Antenna - Horn                 | Com-Power                | AH-118               | 10069                          | 12/09/05             | 2 Years           |
| 18-26.5 GHz Preamplified Antenna – Horn | Custom Microwave         | H042                 | 001                            | 11/04/05             | 2 Years           |
| 26.5-40 GHz Preamplified Antenna – Horn | Custom Microwave         | H028                 | GM1260-10                      | 11/04/05             | 2 Years           |
| Power Meter                             | Anritsu                  | ML2487A              | 6K00001785                     | 04/05/05             | 2 Years           |
| Wide Bandwidth Sensor                   | Anritsu                  | MA2491A              | 31193                          | 04/05/05             | 2 Years           |

Page 14 of 17

Report Number: INTEL-050314F

FCC ID: PD9WM3B2200BG



AEGIS LABS INC.

## 6.0 SAMPLE CALCULATIONS

If a preamplifier is used during the Radiated Emissions Testing, it is required that the amplifier gain be subtracted from the Spectrum Analyzer (Meter) Reading. In addition, a correction factor for the antenna, cable and a distance factor, if any, must be applied to the Meter Reading before a true field strength reading can be obtained. In the Automatic Mode of A.R.M.S. measurements, these considerations are automatically presented as a part of the printout. In the case of manual measurements and for greater efficiency and convenience, usage of the calibration correction factors in the Appendices is necessary to calculate the Corrected Meter Reading. These correlation factors for each meter reading, shall be modified to reflect these correlation factors at each frequency value so that the meter readings can be compared directly to the modified specification limit. This modified specification limit is referred to as the "Corrected Meter Reading Limit" (CML).

The equation shall be derived in the following manner:

$$\text{Corrected Meter Reading} = \text{Meter Reading} + F + C - G - D$$

Where, F = Antenna Factor

C = Cable Factor

G = Amplifier Gain

D = Distance Factor

Therefore, the equation for determining the Corrected Meter Reading Limit (CML) is:

$$\text{CML} = \text{Specification Limit} - F - C + G + D$$

For the manual mode of measurement, a table of corrected meter reading limits shall be used to permit immediate comparison of the meter reading to determine if the measured emission amplitude exceeded the specification limit at that specific frequency. There shall be two calculation sheets done, one for three meter and one for ten-meter measurement distances, where applicable. The correction factors for the antenna and the amplifier gain are attached in the Appendices.



AEGIS LABS INC.

## 6.0 Sample Calculations (Continued)

### Peak Transmit Power Output:

A correction factor for the cable must be applied to the Conducted Power before a true power reading can be obtained. This is referred to as the “Corrected Power” (CP).

The equation shall be derived in the following manner:

$$\text{Corrected Power Reading} = \text{Conducted Power Reading} + C$$

Where, C = Cable Factor

The conducted power is taken in units of dBm. To obtain units of mW the following equation is used:

$$\text{mW} = 10^{(\text{dBm}/10)}$$





**AEGIS LABS** INC.

## **7.0 MODIFICATIONS AND RECOMMENDATIONS**

No modifications were made to the EUT.



**AEGIS LABS** INC.

## **APPENDIX A**

### ***TEST DATA***

*Page 1 of 24 (Appendix A)*  
*Report Number: INTEL-050314F*  
*FCC ID: PD9WM3B2200BG*



**AEGIS LABS** INC.

## ***Fujitsu Plum TEST DATA***

*Page 2 of 24 (Appendix A)  
Report Number: INTEL-050314F  
FCC ID: PD9WM3B2200BG*



AEGIS LABS INC.

## Spurious Radiated Emissions Test Results (Continued)

|                       |  |                        |              |
|-----------------------|--|------------------------|--------------|
| <b>CLIENT:</b>        | Intel Corporation  | <b>DATE:</b>           | 03/14/05     |
| <b>EUT:</b>           | Intel PRO/Wireless 2200BG Network Connection   | <b>PROJECT NUMBER:</b> | INTEL-050314 |
| <b>MODEL NUMBER:</b>  | WM3B2200BG   | <b>TEST ENGINEER:</b>  | JC/RJ        |
| <b>SERIAL NUMBER:</b> | 08169E094ADC54906006   | <b>SITE #:</b>         | 2            |
| <b>CONFIGURATION:</b> | Tested installed in the Hewlett Packard host computer's mini PCI slot in <b>802.11b (2412-2462 MHz) mode with the Fujitsu Plum antennas.</b> | <b>TEMPERATURE:</b>    | 16 C         |
|                       |  | <b>HUMIDITY:</b>       | 72% RH       |
|                       |  | <b>TIME:</b>           | 10:20 AM     |

|                     |  |
|---------------------|--|
| <b>Standard:</b>    | FCC CFR 47, Part 15.247(c)   |
| <b>Description:</b> | Radiated emissions, which fall in the restricted bands, as defined in Sec. 15.205(a), must also comply with the radiated emission limits specified in Sec. 15.209(a). All others must be < -20dBc. |
| <b>Results:</b>     | Passes (See Data Sheets)   |

| Unwanted Spurious Emissions Limits |                       |  |  |
|------------------------------------|-----------------------|--|--|
| Frequency (MHz)                    | Field Strength (uV/m) | Field Strength (dBuV/m)<br>(Emissions in the restricted bands) | Field Strength (dBm/MHz)<br>(Emissions outside the restricted bands) |
| Above 960                          | 500                   | 54.00 (Average)<br>74.00 (Peak)                                | < -20 dBc  |

Page 3 of 24 (Appendix A)  
Report Number: INTEL-050314F  
FCC ID: PD9WM3B2200BG



AEGIS LABS INC.

## Spurious Radiated Emissions Test Results (Continued)

*Fundamental Measurements in 802.11b mode (2412-2462 MHz)  
Channels 1, 6, & 11  
Continuous TX at MAIN Antenna port with Fujitsu Plum Antennas  
Aegis Labs, Inc. File #: INTEL-050314-02*

### RADIATED EMISSIONS – Horizontal Antenna Polarization

| Freq.<br>(MHz) | Meter<br>Reading<br>(dBuV) | Antenna<br>Height<br>(cm) | Azimuth<br>(degrees) | Quasi pk or<br>AVG<br>(dBuV) |   | Preamp<br>Factor<br>(dB) | Cable<br>Factor<br>(dB) | Ant.<br>Factor<br>(dB) | Corrected<br>Reading<br>(dBuV) | Note   |
|----------------|----------------------------|---------------------------|----------------------|------------------------------|---|--------------------------|-------------------------|------------------------|--------------------------------|--------|
| 2412.00        | 75.17                      | 125                       | 225                  |                              |   |                          | 3.02                    | 29.22                  | 107.42                         | Ch. 1  |
| 2412.00        |                            |                           |                      | 71.48                        | A |                          | 3.02                    | 29.22                  | 103.73                         |        |
| 2437.00        | 74.17                      | 125                       | 225                  |                              |   |                          | 3.04                    | 29.27                  | 106.48                         | Ch. 6  |
| 2437.00        |                            |                           |                      | 70.65                        | A |                          | 3.04                    | 29.27                  | 102.96                         |        |
| 2462.00        | 73.83                      | 125                       | 225                  |                              |   |                          | 3.06                    | 29.32                  | 106.21                         | Ch. 11 |
| 2462.00        |                            |                           |                      | 69.90                        | A |                          | 3.06                    | 29.32                  | 102.28                         |        |

### RADIATED EMISSIONS – Vertical Antenna Polarization

| Freq.<br>(MHz) | Meter<br>Reading<br>(dBuV) | Antenna<br>Height<br>(cm) | Azimuth<br>(degrees) | Quasi pk or<br>AVG<br>(dBuV) |   | Preamp<br>Factor<br>(dB) | Cable<br>Factor<br>(dB) | Ant.<br>Factor<br>(dB) | Corrected<br>Reading<br>(dBuV) | Note   |
|----------------|----------------------------|---------------------------|----------------------|------------------------------|---|--------------------------|-------------------------|------------------------|--------------------------------|--------|
| 2412.00        | 73.67                      | 150                       | 270                  |                              |   |                          | 3.02                    | 29.42                  | 106.12                         | Ch. 1  |
| 2412.00        |                            |                           |                      | 69.97                        | A |                          | 3.02                    | 29.42                  | 102.42                         |        |
| 2437.00        | 73.67                      | 150                       | 270                  |                              |   |                          | 3.04                    | 29.47                  | 106.18                         | Ch. 6  |
| 2437.00        |                            |                           |                      | 69.97                        | A |                          | 3.04                    | 29.47                  | 102.48                         |        |
| 2462.00        | 72.33                      | 150                       | 270                  |                              |   |                          | 3.06                    | 29.52                  | 104.91                         | Ch. 11 |
| 2462.00        |                            |                           |                      | 68.20                        | A |                          | 3.06                    | 29.52                  | 100.78                         |        |

NOTE: Fundamental signals measured to calculate the band edge field strengths using the “Marker Delta Method”.

Page 4 of 24 (Appendix A)  
Report Number: INTEL-050314F  
FCC ID: PD9WM3B2200BG



AEGIS LABS INC.

## Spurious Radiated Emissions Test Results (Continued)

**Band Edge Field Strength Measurements in 802.11b mode (2412-2462 MHz)****Channels 1, 6, & 11****Continuous TX at MAIN Antenna port with Fujitsu Plum Antennas****Aegis Labs, Inc. File #: INTEL-050314-02****RADIATED EMISSIONS – Horizontal Antenna Polarization**

| Freq.<br>(MHz) | Meter<br>Reading<br>(dBuV) | Antenna<br>Height<br>(cm) | Azimuth<br>(degrees) | Quasi pk or<br>AVG<br>(dBuV) | Preamp<br>Factor<br>(dB) | Cable<br>Factor<br>(dB) | Ant.<br>Factor<br>(dB) | Corrected<br>Reading<br>(dBuV) | Limits<br>(dBuV) | Diff<br>(dB)<br>+=FAIL | Note   |
|----------------|----------------------------|---------------------------|----------------------|------------------------------|--------------------------|-------------------------|------------------------|--------------------------------|------------------|------------------------|--------|
| 2390.00        |                            |                           |                      |                              |                          |                         |                        | 54.92                          | 74.00            | -19.08                 | Ch. 1  |
| 2390.00        |                            |                           |                      | A                            |                          |                         |                        | 48.23                          | 54.00            | -5.77                  |        |
| 2387.70        |                            |                           |                      |                              |                          |                         |                        | 58.09                          | 74.00            | -15.91                 |        |
| 2387.70        |                            |                           |                      | A                            |                          |                         |                        | 50.23                          | 54.00            | -3.77                  |        |
| 2400.00        | 35.83                      | 125                       | 225                  |                              |                          | 3.02                    | 29.20                  | 68.05                          | 87.42            | -19.37                 |        |
| 2483.50        |                            |                           |                      |                              |                          |                         |                        | 55.54                          | 74.00            | -18.46                 | Ch. 11 |
| 2483.50        |                            |                           |                      | A                            |                          |                         |                        | 48.78                          | 54.00            | -5.22                  |        |
| 2486.50        |                            |                           |                      |                              |                          |                         |                        | 57.04                          | 74.00            | -16.96                 |        |
| 2486.50        |                            |                           |                      | A                            |                          |                         |                        | 49.78                          | 54.00            | -4.22                  |        |

**RADIATED EMISSIONS – Vertical Antenna Polarization**

| Freq.<br>(MHz) | Meter<br>Reading<br>(dBuV) | Antenna<br>Height<br>(cm) | Azimuth<br>(degrees) | Quasi pk or<br>AVG<br>(dBuV) | Preamp<br>Factor<br>(dB) | Cable<br>Factor<br>(dB) | Ant.<br>Factor<br>(dB) | Corrected<br>Reading<br>(dBuV) | Limits<br>(dBuV) | Diff<br>(dB)<br>+=FAIL | Note   |
|----------------|----------------------------|---------------------------|----------------------|------------------------------|--------------------------|-------------------------|------------------------|--------------------------------|------------------|------------------------|--------|
| 2390.00        |                            |                           |                      |                              |                          |                         |                        | 53.62                          | 74.00            | -20.38                 | Ch. 1  |
| 2390.00        |                            |                           |                      |                              |                          |                         |                        | 46.92                          | 54.00            | -7.08                  |        |
| 2387.70        |                            |                           |                      |                              |                          |                         |                        | 56.79                          | 74.00            | -17.21                 |        |
| 2387.70        |                            |                           |                      |                              |                          |                         |                        | 48.92                          | 54.00            | -5.08                  |        |
| 2400.00        | 38.50                      | 150                       | 270                  |                              |                          | 3.02                    | 29.40                  | 70.92                          | 86.12            | -15.20                 |        |
| 2483.50        |                            |                           |                      |                              |                          |                         |                        | 54.24                          | 74.00            | -19.76                 | Ch. 11 |
| 2483.50        |                            |                           |                      |                              |                          |                         |                        | 47.28                          | 54.00            | -6.72                  |        |
| 2486.50        |                            |                           |                      |                              |                          |                         |                        | 55.74                          | 74.00            | -18.26                 |        |
| 2486.50        |                            |                           |                      |                              |                          |                         |                        | 48.28                          | 54.00            | -5.72                  |        |

NOTE: The “Band Edge Field Strength” was calculated using the “Fundamental” and “Conducted Band Edge” measurements per the “Marker-Delta Method” with the following formula:

$$BE = F_m - \Delta m$$

Where

BE = Band Edge Field Strength

F<sub>m</sub> = Measured Fundamental (Peak or Average)

Δm = Measured Conducted Band Edge Delta (Peak or Average)

Page 5 of 24 (Appendix A)

Report Number: INTEL-050314F

FCC ID: PD9WM3B2200BG

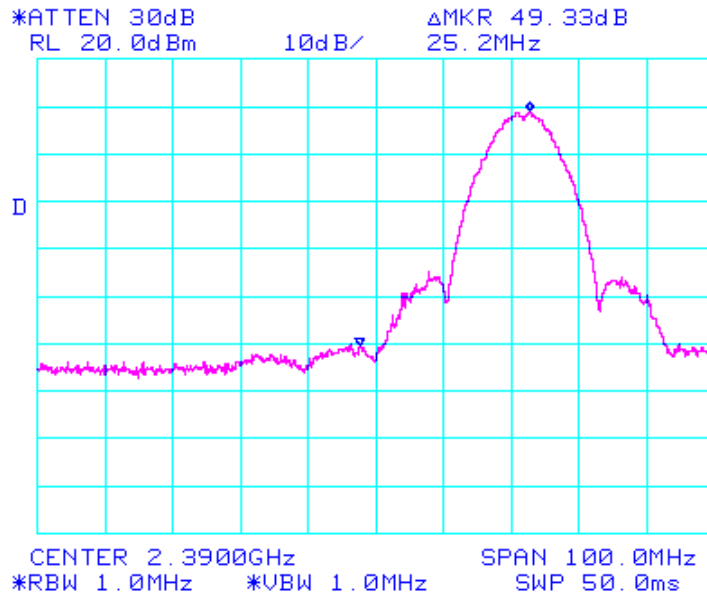


AEGIS LABS INC.

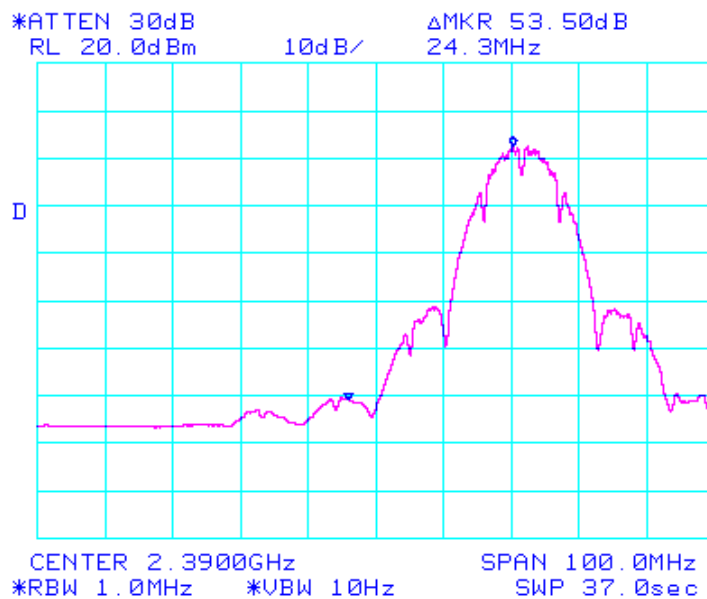
## Spurious Radiated Emissions Test Results (Continued)

Plots Showing Out-Of-Band Emissions (Peak RBW=VBW=1MHz; Average RBW = 1MHz, VBW = 10Hz)

| Test Date | Data  | Test Eng. |
|-----------|---|-----------|
| 07/29/04  | 2.412 GHz band edge <b>PEAK DELTA</b><br>(INTEL-040729-02b01) | JC        |



| Test Date | Data   | Test Eng. |
|-----------|--|-----------|
| 07/29/04  | 2.412 GHz band edge <b>AVERAGE DELTA</b><br>(INTEL-040729-02b02) | JC        |



Page 6 of 24 (Appendix A)  
Report Number: INTEL-050314F  
FCC ID: PD9WM3B2200BG



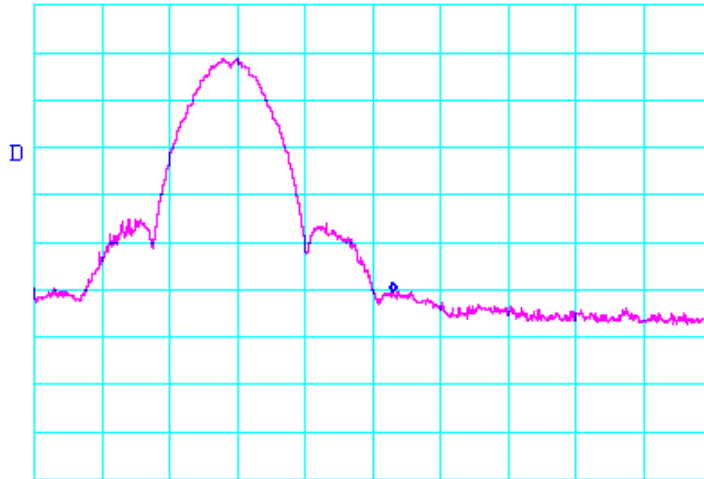
AEGIS LABS INC.

## Spurious Radiated Emissions Test Results (Continued)

Plots Showing Out-Of-Band Emissions (Peak RBW=VBW=1MHz; Average RBW = 1MHz, VBW = 10Hz)

| Test Date | Data  | Test Eng. |
|-----------|---|-----------|
| 07/29/04  | 2.462 GHz band edge <b>PEAK DELTA</b><br>(INTEL-040729-02b03) | JC        |

\*ATTEN 30dB  
RL 20.0dBm 10dB/ MKR -40.50dBm  
2.4865GHz

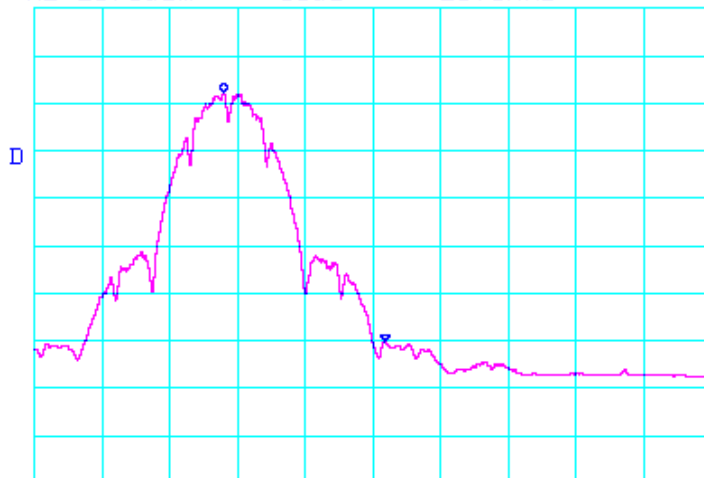


CENTER 2.4835GHz SPAN 100.0MHz  
\*RBW 1.0MHz \*VBW 1.0MHz SWP 50.0ms



| Test Date | Data   | Test Eng. |
|-----------|--|-----------|
| 07/29/04  | 2.462 GHz band edge <b>AVERAGE DELTA</b><br>(INTEL-040729-02b04) | JC        |

\*ATTEN 30dB  
RL 20.0dBm 10dB/ ΔMKR 52.50dB  
-23.8MHz



CENTER 2.4835GHz SPAN 100.0MHz  
\*RBW 1.0MHz \*VBW 10Hz SWP 37.0sec



Page 7 of 24 (Appendix A)  
Report Number: INTEL-050314F  
FCC ID: PD9WM3B2200BG





AEGIS LABS INC.

## Spurious Radiated Emissions Test Results (Continued)

*Spurious Emissions Measurements in 802.11b mode (2412-2462 MHz)  
Channels 1, 6, & 11  
Continuous TX at MAIN Antenna port with Fujitsu Plum Antennas  
Aegis Labs, Inc. File #: INTEL-050314-03*

### RADIATED EMISSIONS - Horizontal Antenna Polarization

| Freq.<br>(MHz) | Meter<br>Reading<br>(dBuV) | Antenna<br>Height<br>(cm) | Azimuth<br>(degrees) | Quasi pk or<br>AVG<br>(dBuV) |   | 1 Meter<br>Distance<br>Factor<br>(dB) | Cable<br>Factor<br>(dB) | Ant.<br>Factor<br>(dB) | Corrected<br>Reading<br>(dBuV) | Limits<br>(dBuV) | Diff<br>(dB)<br>+=FAIL | Note   |
|----------------|----------------------------|---------------------------|----------------------|------------------------------|---|---------------------------------------|-------------------------|------------------------|--------------------------------|------------------|------------------------|--------|
| 2312.00        | 33.17                      | 100                       | 225                  |                              |   | 9.54                                  | 2.96                    | 29.02                  | 55.61                          | 74.00            | -18.39                 | Ch. 1  |
| 2312.00        |                            |                           |                      | 23.65                        | A | 9.54                                  | 2.96                    | 29.02                  | 46.09                          | 54.00            | -7.91                  |        |
| 2336.00        | 33.00                      | 100                       | 225                  |                              |   | 9.54                                  | 2.98                    | 29.07                  | 55.51                          | 74.00            | -18.49                 | Ch. 6  |
| 2336.00        |                            |                           |                      | 22.79                        | A | 9.54                                  | 2.98                    | 29.07                  | 45.30                          | 54.00            | -8.70                  |        |
| 2358.66        | 32.00                      | 100                       | 225                  |                              |   | 9.54                                  | 2.99                    | 29.12                  | 54.57                          | 74.00            | -19.43                 | Ch. 11 |
| 2358.66        |                            |                           |                      | 19.99                        | A | 9.54                                  | 2.99                    | 29.12                  | 42.56                          | 54.00            | -11.44                 |        |

### RADIATED EMISSIONS - Vertical Antenna Polarization

| Freq.<br>(MHz) | Meter<br>Reading<br>(dBuV) | Antenna<br>Height<br>(cm) | Azimuth<br>(degrees) | Quasi pk or<br>AVG<br>(dBuV) |   | 1 Meter<br>Distance<br>Factor<br>(dB) | Cable<br>Factor<br>(dB) | Ant.<br>Factor<br>(dB) | Corrected<br>Reading<br>(dBuV) | Limits<br>(dBuV) | Diff<br>(dB)<br>+=FAIL | Note   |
|----------------|----------------------------|---------------------------|----------------------|------------------------------|---|---------------------------------------|-------------------------|------------------------|--------------------------------|------------------|------------------------|--------|
| 2312.00        | 32.33                      | 100                       | 225                  |                              |   | 9.54                                  | 2.96                    | 29.22                  | 54.97                          | 74.00            | -19.03                 | Ch. 1  |
| 2312.00        |                            |                           |                      | 21.81                        | A | 9.54                                  | 2.96                    | 29.22                  | 44.45                          | 54.00            | -9.55                  |        |
| 2336.00        | 32.67                      | 100                       | 225                  |                              |   | 9.54                                  | 2.98                    | 29.27                  | 55.38                          | 74.00            | -18.62                 | Ch. 6  |
| 2336.00        |                            |                           |                      | 21.50                        | A | 9.54                                  | 2.98                    | 29.27                  | 44.21                          | 54.00            | -9.79                  |        |
| 2358.66        | 31.50                      | 100                       | 225                  |                              |   | 9.54                                  | 2.99                    | 29.32                  | 54.27                          | 74.00            | -19.73                 | Ch. 11 |
| 2358.66        |                            |                           |                      | 18.46                        | A | 9.54                                  | 2.99                    | 29.32                  | 41.23                          | 54.00            | -12.77                 |        |

NOTE: These spurious emissions measurements were taken without a preamp at a distance on 1 meter to avoid saturating the preamp and analyzer because the signals were close to the fundamental frequency. The readings were extrapolated to 1 meter.

Page 8 of 24 (Appendix A)  
Report Number: INTEL-050314F  
FCC ID: PD9WM3B2200BG



AEGIS LABS INC.

## Spurious Radiated Emissions Test Results (Continued)

*Spurious Emissions Measurements in 802.11b mode (2412-2462 MHz)  
Channels 1, 6, & 11  
Continuous TX at MAIN Antenna port with Fujitsu Plum Antennas  
Aegis Labs, Inc. File #: INTEL-050314-04*

| RADIATED EMISSIONS - Horizontal Antenna Polarization |                            |                           |                      |                              |   |                          |                         |                        |                                |                  |                        |        |
|--|----------------------------|---------------------------|----------------------|------------------------------|---|--------------------------|-------------------------|------------------------|--------------------------------|------------------|------------------------|--------|
| Freq.<br>(MHz)                                       | Meter<br>Reading<br>(dBuV) | Antenna<br>Height<br>(cm) | Azimuth<br>(degrees) | Quasi pk or<br>AVG<br>(dBuV) |   | Preamp<br>Factor<br>(dB) | Cable<br>Factor<br>(dB) | Ant.<br>Factor<br>(dB) | Corrected<br>Reading<br>(dBuV) | Limits<br>(dBuV) | Diff<br>(dB)<br>+=FAIL | Note   |
| 3216.01  | 50.33                      | 100                       | 180                  |                              |   | 43.07                    | 3.51                    | 30.98                  | 41.74                          | 87.42            | -45.68                 | Ch. 1  |
| 4824.00  | 53.17                      | 100                       | 180                  |                              |   | 43.27                    | 4.35                    | 34.10                  | 48.35                          | 74.00            | -25.65                 |        |
| 4824.00  |                            |                           |                      | 47.88                        | A | 43.27                    | 4.35                    | 34.10                  | 43.06                          | 54.00            | -10.94                 |        |
| 6431.97  | 47.33                      | 100                       | 135                  |                              |   | 43.82                    | 5.03                    | 35.37                  | 43.92                          | 87.42            | -43.50                 |        |
| 9648.01  | 55.67                      | 125                       | 135                  |                              |   | 43.22                    | 6.19                    | 38.11                  | 56.75                          | 87.42            | -30.67                 |        |
| 12864.03   | 48.50                      | 100                       | 135                  |                              |   | 43.83                    | 7.21                    | 40.27                  | 52.15                          | 87.42            | -35.27                 |        |
| 3249.32  | 52.67                      | 100                       | 135                  |                              |   | 43.08                    | 3.53                    | 31.05                  | 44.16                          | 86.48            | -42.32                 | Ch. 6  |
| 4873.99  | 50.83                      | 100                       | 135                  |                              |   | 43.29                    | 4.37                    | 34.27                  | 46.19                          | 74.00            | -27.81                 |        |
| 4873.99  |                            |                           |                      | 44.73                        | A | 43.29                    | 4.37                    | 34.27                  | 40.09                          | 54.00            | -13.91                 |        |
| 6498.69  | 49.50                      | 100                       | 135                  |                              |   | 43.84                    | 5.06                    | 35.40                  | 46.12                          | 86.48            | -40.36                 |        |
| 9747.96  | 56.67                      | 100                       | 135                  |                              |   | 43.25                    | 6.23                    | 38.25                  | 57.89                          | 86.48            | -28.59                 |        |
| 12997.37   | 47.83                      | 100                       | 135                  |                              |   | 43.83                    | 7.25                    | 40.59                  | 51.84                          | 86.48            | -34.64                 |        |
| 3282.69  | 52.50                      | 100                       | 135                  |                              |   | 43.10                    | 3.55                    | 31.12                  | 44.07                          | 86.21            | -42.14                 | Ch. 11 |
| 4924.00  | 51.67                      | 125                       | 135                  |                              |   | 43.30                    | 4.40                    | 34.44                  | 47.20                          | 74.00            | -26.80                 |        |
| 4924.00  |                            |                           |                      | 46.46                        | A | 43.30                    | 4.40                    | 34.44                  | 41.99                          | 54.00            | -12.01                 |        |
| 6565.34  | 47.00                      | 100                       | 135                  |                              |   | 43.84                    | 5.08                    | 35.62                  | 43.87                          | 86.21            | -42.34                 |        |
| 9848.01  | 56.50                      | 100                       | 135                  |                              |   | 43.29                    | 6.27                    | 38.39                  | 57.87                          | 86.21            | -28.34                 |        |
| 13130.67   | 47.83                      | 100                       | 135                  |                              |   | 43.70                    | 7.32                    | 40.65                  | 52.10                          | 86.21            | -34.11                 |        |

Page 9 of 24 (Appendix A)  
Report Number: INTEL-050314F  
FCC ID: PD9WM3B2200BG



AEGIS LABS INC.

## Spurious Radiated Emissions Test Results (Continued)

| RADIATED EMISSIONS - Vertical Antenna Polarization |                            |                           |                      |                              |   |                          |                         |                        |                                |                  |                        |        |
|--|----------------------------|---------------------------|----------------------|------------------------------|---|--------------------------|-------------------------|------------------------|--------------------------------|------------------|------------------------|--------|
| Freq.<br>(MHz)                                     | Meter<br>Reading<br>(dBuV) | Antenna<br>Height<br>(cm) | Azimuth<br>(degrees) | Quasi pk or<br>AVG<br>(dBuV) |   | Preamp<br>Factor<br>(dB) | Cable<br>Factor<br>(dB) | Ant.<br>Factor<br>(dB) | Corrected<br>Reading<br>(dBuV) | Limits<br>(dBuV) | Diff<br>(dB)<br>+=FAIL | Note   |
| 3216.00  | 56.00                      | 100                       | 135                  |                              |   | 43.07                    | 3.51                    | 31.09                  | 47.53                          | 86.12            | -38.59                 | Ch. 1  |
| 4823.96  | 50.67                      | 100                       | 135                  |                              |   | 43.27                    | 4.35                    | 34.07                  | 45.82                          | 74.00            | -28.18                 |        |
| 4823.96  |                            |                           |                      | 43.63                        | A | 43.27                    | 4.35                    | 34.07                  | 38.78                          | 54.00            | -15.22                 |        |
| 6431.95  | 46.83                      | 100                       | 135                  |                              |   | 43.82                    | 5.03                    | 35.35                  | 43.39                          | 86.12            | -42.73                 |        |
| 9647.97  | 52.50                      | 100                       | 135                  |                              |   | 43.22                    | 6.19                    | 38.17                  | 53.64                          | 86.12            | -32.48                 |        |
| 12864.01   | 50.17                      | 100                       | 225                  |                              |   | 43.83                    | 7.21                    | 40.27                  | 53.82                          | 86.12            | -32.30                 |        |
| 3249.32  | 48.33                      | 100                       | 135                  |                              |   | 43.08                    | 3.53                    | 31.15                  | 39.92                          | 86.18            | -46.26                 | Ch. 6  |
| 4874.01  | 48.67                      | 100                       | 135                  |                              |   | 43.29                    | 4.37                    | 34.22                  | 43.98                          | 74.00            | -30.02                 |        |
| 4874.01  |                            |                           |                      | 40.22                        | A | 43.29                    | 4.37                    | 34.22                  | 35.53                          | 54.00            | -18.47                 |        |
| 6498.66  | 48.33                      | 100                       | 225                  |                              |   | 43.84                    | 5.06                    | 35.40                  | 44.95                          | 86.18            | -41.23                 |        |
| 9748.04  | 52.33                      | 100                       | 135                  |                              |   | 43.25                    | 6.23                    | 38.35                  | 53.65                          | 86.18            | -32.53                 |        |
| 12997.35   | 48.33                      | 100                       | 225                  |                              |   | 43.83                    | 7.25                    | 40.59                  | 52.34                          | 86.18            | -33.84                 |        |
| 3282.66  | 49.00                      | 125                       | 135                  |                              |   | 43.10                    | 3.55                    | 31.21                  | 40.66                          | 84.91            | -44.25                 | Ch. 11 |
| 4924.00  | 50.00                      | 100                       | 135                  |                              |   | 43.30                    | 4.40                    | 34.37                  | 45.46                          | 74.00            | -28.54                 |        |
| 4924.00  |                            |                           |                      | 41.75                        | A | 43.30                    | 4.40                    | 34.37                  | 37.21                          | 54.00            | -16.79                 |        |
| 6565.32  | 46.00                      | 100                       | 225                  |                              |   | 43.84                    | 5.08                    | 35.60                  | 42.84                          | 84.91            | -42.07                 |        |
| 9847.96  | 52.00                      | 100                       | 135                  |                              |   | 43.29                    | 6.27                    | 38.53                  | 53.51                          | 84.91            | -31.40                 |        |
| 13130.63   | 47.83                      | 100                       | 270                  |                              |   | 43.70                    | 7.32                    | 40.68                  | 52.13                          | 84.91            | -32.78                 |        |



AEGIS LABS INC.

## Spurious Radiated Emissions Test Results (Continued)

*Spurious Emissions Measurements in in802.11b mode (2412-2462 MHz)  
Channels 1, 6, & 11  
Continuous RX at MAIN Antenna port with Fujitsu Plum Antennas  
Aegis Labs, Inc. File #: INTEL-050314-04*

### RADIATED EMISSIONS - Horizontal Antenna Polarization

| Freq.<br>(MHz) | Meter<br>Reading<br>(dBuV) | Antenna<br>Height<br>(cm) | Azimuth<br>(degrees) | Quasi pk or<br>AVG<br>(dBuV) |   | Preamp<br>Factor<br>(dB) | Cable<br>Factor<br>(dB) | Ant.<br>Factor<br>(dB) | Corrected<br>Reading<br>(dBuV) | Limits<br>(dBuV) | Diff<br>(dB)<br>+=FAIL | Note   |
|----------------|----------------------------|---------------------------|----------------------|------------------------------|---|--------------------------|-------------------------|------------------------|--------------------------------|------------------|------------------------|--------|
| 3216.02        | 51.17                      | 100                       | 180                  |                              |   | 43.07                    | 3.51                    | 30.98                  | 42.58                          | 80.00            | -37.42                 | Ch. 1  |
| 3216.02        |                            |                           |                      | 46.00                        | A | 43.07                    | 3.51                    | 30.98                  | 37.41                          | 60.00            | -22.59                 |        |
| 6432.00        | 47.17                      | 100                       | 135                  |                              |   | 43.82                    | 5.03                    | 35.37                  | 43.76                          | 80.00            | -36.24                 |        |
| 6432.00        |                            |                           |                      | 37.46                        | A | 43.82                    | 5.03                    | 35.37                  | 34.05                          | 60.00            | -25.95                 |        |
| 9648.03        | 47.83                      | 100                       | 135                  |                              |   | 43.22                    | 6.19                    | 38.11                  | 48.91                          | 80.00            | -31.09                 |        |
| 9648.03        |                            |                           |                      | 35.89                        | A | 43.22                    | 6.19                    | 38.11                  | 36.97                          | 60.00            | -23.03                 |        |
| 3249.32        | 51.33                      | 100                       | 180                  |                              |   | 43.08                    | 3.53                    | 31.05                  | 42.82                          | 80.00            | -37.18                 | Ch. 6  |
| 3249.32        |                            |                           |                      | 44.90                        | A | 43.08                    | 3.53                    | 31.05                  | 36.39                          | 60.00            | -23.61                 |        |
| 6498.70        | 48.50                      | 100                       | 135                  |                              |   | 43.84                    | 5.06                    | 35.40                  | 45.12                          | 80.00            | -34.88                 |        |
| 6498.70        |                            |                           |                      | 39.22                        | A | 43.84                    | 5.06                    | 35.40                  | 35.84                          | 60.00            | -24.16                 |        |
| 9747.99        | 48.67                      | 100                       | 180                  |                              |   | 43.25                    | 6.23                    | 38.25                  | 49.89                          | 80.00            | -30.11                 |        |
| 9747.99        |                            |                           |                      | 37.59                        | A | 43.25                    | 6.23                    | 38.25                  | 38.81                          | 60.00            | -21.19                 |        |
| 3282.66        | 52.00                      | 100                       | 135                  |                              |   | 43.10                    | 3.55                    | 31.12                  | 43.57                          | 80.00            | -36.43                 | Ch. 11 |
| 3282.66        |                            |                           |                      | 47.88                        | A | 43.10                    | 3.55                    | 31.12                  | 39.45                          | 60.00            | -20.55                 |        |
| 6565.32        | 46.33                      | 100                       | 135                  |                              |   | 43.84                    | 5.08                    | 35.62                  | 43.20                          | 80.00            | -36.80                 |        |
| 6565.32        |                            |                           |                      | 35.91                        | A | 43.84                    | 5.08                    | 35.62                  | 32.78                          | 60.00            | -27.22                 |        |
| 9848.01        | 48.50                      | 100                       | 90                   |                              |   | 43.29                    | 6.27                    | 38.39                  | 49.87                          | 80.00            | -30.13                 |        |
| 9848.01        |                            |                           |                      | 38.00                        | A | 43.29                    | 6.27                    | 38.39                  | 39.37                          | 60.00            | -20.63                 |        |

Page 11 of 24 (Appendix A)  
Report Number: INTEL-050314F  
FCC ID: PD9WM3B2200BG



AEGIS LABS INC.

## Spurious Radiated Emissions Test Results (Continued)

| RADIATED EMISSIONS - Vertical Antenna Polarization |                            |                           |                      |                              |   |                          |                         |                        |                                |                  |                        |        |
|--|----------------------------|---------------------------|----------------------|------------------------------|---|--------------------------|-------------------------|------------------------|--------------------------------|------------------|------------------------|--------|
| Freq.<br>(MHz)                                     | Meter<br>Reading<br>(dBuV) | Antenna<br>Height<br>(cm) | Azimuth<br>(degrees) | Quasi pk or<br>AVG<br>(dBuV) |   | Preamp<br>Factor<br>(dB) | Cable<br>Factor<br>(dB) | Ant.<br>Factor<br>(dB) | Corrected<br>Reading<br>(dBuV) | Limits<br>(dBuV) | Diff<br>(dB)<br>+=FAIL | Note   |
| 3216.00  | 48.33                      | 100                       | 135                  |                              |   | 43.07                    | 3.51                    | 31.09                  | 39.86                          | 80.00            | -40.14                 | Ch. 1  |
| 3216.00  |                            |                           |                      | 41.04                        | A | 43.07                    | 3.51                    | 31.09                  | 32.57                          | 60.00            | -27.43                 |        |
| 6432.03  | 46.00                      | 100                       | 225                  |                              |   | 43.82                    | 5.03                    | 35.35                  | 42.56                          | 80.00            | -37.44                 |        |
| 6432.03  |                            |                           |                      | 34.67                        | A | 43.82                    | 5.03                    | 35.35                  | 31.23                          | 60.00            | -28.77                 |        |
| 9648.02  | 47.83                      | 100                       | 135                  |                              |   | 43.22                    | 6.19                    | 38.17                  | 48.97                          | 80.00            | -31.03                 |        |
| 9648.02  |                            |                           |                      | 35.76                        | A | 43.22                    | 6.19                    | 38.17                  | 36.90                          | 60.00            | -23.10                 |        |
| 3249.32  | 48.33                      | 100                       | 90                   |                              |   | 43.08                    | 3.53                    | 31.15                  | 39.92                          | 80.00            | -40.08                 | Ch. 6  |
| 3249.32  |                            |                           |                      | 40.44                        | A | 43.08                    | 3.53                    | 31.15                  | 32.03                          | 60.00            | -27.97                 |        |
| 6498.67  | 47.83                      | 100                       | 225                  |                              |   | 43.84                    | 5.06                    | 35.40                  | 44.45                          | 80.00            | -35.55                 |        |
| 6498.67  |                            |                           |                      | 36.12                        | A | 43.84                    | 5.06                    | 35.40                  | 32.74                          | 60.00            | -27.26                 |        |
| 9747.96  | 48.67                      | 100                       | 135                  |                              |   | 43.25                    | 6.23                    | 38.35                  | 49.99                          | 80.00            | -30.01                 |        |
| 9747.96  |                            |                           |                      | 38.00                        | A | 43.25                    | 6.23                    | 38.35                  | 39.32                          | 60.00            | -20.68                 |        |
| 3282.67  | 49.83                      | 125                       | 135                  |                              |   | 43.10                    | 3.55                    | 31.21                  | 41.49                          | 80.00            | -38.51                 | Ch. 11 |
| 3282.67  |                            |                           |                      | 43.23                        | A | 43.10                    | 3.55                    | 31.21                  | 34.89                          | 60.00            | -25.11                 |        |
| 6565.37  | 45.67                      | 100                       | 225                  |                              |   | 43.84                    | 5.08                    | 35.60                  | 42.51                          | 80.00            | -37.49                 |        |
| 6565.37  |                            |                           |                      | 34.27                        | A | 43.84                    | 5.08                    | 35.60                  | 31.11                          | 60.00            | -28.89                 |        |
| 9847.98  | 49.17                      | 100                       | 225                  |                              |   | 43.29                    | 6.27                    | 38.53                  | 50.68                          | 80.00            | -29.32                 |        |
| 9847.98  |                            |                           |                      | 40.03                        | A | 43.29                    | 6.27                    | 38.53                  | 41.54                          | 60.00            | -18.46                 |        |

Page 12 of 24 (Appendix A)  
Report Number: INTEL-050314F  
FCC ID: PD9WM3B2200BG



AEGIS LABS INC.

## Spurious Radiated Emissions Test Results (Continued)

|                       |   |                        |              |
|-----------------------|---|------------------------|--------------|
| <b>CLIENT:</b>        | Intel Corporation   | <b>DATE:</b>           | 03/14/05     |
| <b>EUT:</b>           | Intel PRO/Wireless 2200BG Network Connection  | <b>PROJECT NUMBER:</b> | INTEL-050314 |
| <b>MODEL NUMBER:</b>  | WM3B2200BG  | <b>TEST ENGINEER:</b>  | JC/RJ        |
| <b>SERIAL NUMBER:</b> | 08169E094ADC54906006  | <b>SITE #:</b>         | 2            |
| <b>CONFIGURATION:</b> | Tested installed in the Hewlett Packard host computer's mini PCI slot in <b>802.11g (2412-2462 MHz) mode with the Fujitsu Plum antennas</b> | <b>TEMPERATURE:</b>    | 16 C         |
|                       |   | <b>HUMIDITY:</b>       | 72% RH       |
|                       |   | <b>TIME:</b>           | 10:20 AM     |

|                     |  |
|---------------------|--|
| <b>Standard:</b>    | FCC CFR 47, Part 15.247(c)   |
| <b>Description:</b> | Radiated emissions, which fall in the restricted bands, as defined in Sec. 15.205(a), must also comply with the radiated emission limits specified in Sec. 15.209(a). All others must be < -20dBc. |
| <b>Results:</b>     | Passes (See Data Sheets)   |

| Unwanted Spurious Emissions Limits |                       |  |  |
|------------------------------------|-----------------------|--|--|
| Frequency (MHz)                    | Field Strength (uV/m) | Field Strength (dBuV/m)<br>(Emissions in the restricted bands) | Field Strength (dBm/MHz)<br>(Emissions outside the restricted bands) |
| Above 960                          | 500                   | 54.00 (Average)<br>74.00 (Peak)                                | < -20 dBc  |

Page 13 of 24 (Appendix A)  
Report Number: INTEL-050314F  
FCC ID: PD9WM3B2200BG



AEGIS LABS INC.

## Spurious Radiated Emissions Test Results (Continued)

*Fundamental Measurements in 802.11g mode (2412-2462 MHz)  
Channels 1, 6, & 11  
Continuous TX at MAIN Antenna port with Fujitsu Plum Antennas  
Aegis Labs, Inc. File #: INTEL-050314-02*

### RADIATED EMISSIONS – Horizontal Antenna Polarization

| Freq.<br>(MHz) | Meter<br>Reading<br>(dBuV) | Antenna<br>Height<br>(cm) | Azimuth<br>(degrees) | Quasi pk or<br>AVG<br>(dBuV) |   | Preamp<br>Factor<br>(dB) | Cable<br>Factor<br>(dB) | Ant.<br>Factor<br>(dB) | Corrected<br>Reading<br>(dBuV) | Note   |
|----------------|----------------------------|---------------------------|----------------------|------------------------------|---|--------------------------|-------------------------|------------------------|--------------------------------|--------|
| 2412.00        | 67.50                      | 125                       | 225                  |                              |   |                          | 3.02                    | 29.22                  | 99.75                          | Ch. 1  |
| 2412.00        |                            |                           |                      | 56.66                        | A |                          | 3.02                    | 29.22                  | 88.91                          |        |
| 2437.00        | 67.50                      | 125                       | 225                  |                              |   |                          | 3.04                    | 29.27                  | 99.81                          | Ch. 6  |
| 2437.00        |                            |                           |                      | 56.73                        | A |                          | 3.04                    | 29.27                  | 89.04                          |        |
| 2462.00        | 66.50                      | 125                       | 225                  |                              |   |                          | 3.06                    | 29.32                  | 98.88                          | Ch. 11 |
| 2462.00        |                            |                           |                      | 56.12                        | A |                          | 3.06                    | 29.32                  | 88.50                          |        |

### RADIATED EMISSIONS – Vertical Antenna Polarization

| Freq.<br>(MHz) | Meter<br>Reading<br>(dBuV) | Antenna<br>Height<br>(cm) | Azimuth<br>(degrees) | Quasi pk or<br>AVG<br>(dBuV) |   | Preamp<br>Factor<br>(dB) | Cable<br>Factor<br>(dB) | Ant.<br>Factor<br>(dB) | Corrected<br>Reading<br>(dBuV) | Note   |
|----------------|----------------------------|---------------------------|----------------------|------------------------------|---|--------------------------|-------------------------|------------------------|--------------------------------|--------|
| 2412.00        | 67.17                      | 150                       | 270                  |                              |   |                          | 3.02                    | 29.42                  | 99.62                          | Ch. 1  |
| 2412.00        |                            |                           |                      | 56.66                        | A |                          | 3.02                    | 29.42                  | 89.11                          |        |
| 2437.00        | 66.83                      | 150                       | 270                  |                              |   |                          | 3.04                    | 29.47                  | 99.34                          | Ch. 6  |
| 2437.00        |                            |                           |                      | 56.21                        | A |                          | 3.04                    | 29.47                  | 88.72                          |        |
| 2462.00        | 65.17                      | 150                       | 270                  |                              |   |                          | 3.06                    | 29.52                  | 97.75                          | Ch. 11 |
| 2462.00        |                            |                           |                      | 54.93                        | A |                          | 3.06                    | 29.52                  | 87.51                          |        |

NOTE: Fundamental signals measured to calculate the band edge field strengths using the “Marker Delta Method”.

Page 14 of 24 (Appendix A)  
Report Number: INTEL-050314F  
FCC ID: PD9WM3B2200BG



AEGIS LABS INC.

## Spurious Radiated Emissions Test Results (Continued)

**Band Edge Field Strength Measurements in 802.11g mode (2412-2462 MHz)**

**Channels 1, 6, & 11**

**Continuous TX at MAIN Antenna port with Fujitsu Plum Antennas**

**Aegis Labs, Inc. File #: INTEL-050314-02**

### RADIATED EMISSIONS – Horizontal Antenna Polarization

| Freq.<br>(MHz) | Meter<br>Reading<br>(dBuV) | Antenna<br>Height<br>(cm) | Azimuth<br>(degrees) | Quasi pk or<br>AVG<br>(dBuV) | Preamp<br>Factor<br>(dB) | Cable<br>Factor<br>(dB) | Ant.<br>Factor<br>(dB) | Corrected<br>Reading<br>(dBuV) | Limits<br>(dBuV) | Diff<br>(dB)<br>+=FAIL | Note   |
|----------------|----------------------------|---------------------------|----------------------|------------------------------|--------------------------|-------------------------|------------------------|--------------------------------|------------------|------------------------|--------|
| 2390.00        |                            |                           |                      |                              |                          |                         |                        | 54.92                          | 74.00            | -19.08                 | Ch. 1  |
| 2390.00        |                            |                           |                      | A                            |                          |                         |                        | 45.41                          | 54.00            | -8.59                  |        |
| 2400.00        | 42.00                      | 125                       | 225                  |                              |                          | 3.02                    | 29.20                  | 74.22                          | 79.75            | -5.53                  |        |
| 2483.50        |                            |                           |                      |                              |                          |                         |                        | 59.71                          | 74.00            | -14.29                 | Ch. 11 |
| 2483.50        |                            |                           |                      | A                            |                          |                         |                        | 47.50                          | 54.00            | -6.50                  |        |

### RADIATED EMISSIONS – Vertical Antenna Polarization

| Freq.<br>(MHz) | Meter<br>Reading<br>(dBuV) | Antenna<br>Height<br>(cm) | Azimuth<br>(degrees) | Quasi pk or<br>AVG<br>(dBuV) | Preamp<br>Factor<br>(dB) | Cable<br>Factor<br>(dB) | Ant.<br>Factor<br>(dB) | Corrected<br>Reading<br>(dBuV) | Limits<br>(dBuV) | Diff<br>(dB)<br>+=FAIL | Note   |
|----------------|----------------------------|---------------------------|----------------------|------------------------------|--------------------------|-------------------------|------------------------|--------------------------------|------------------|------------------------|--------|
| 2390.00        |                            |                           |                      |                              |                          |                         |                        | 54.79                          | 74.00            | -19.21                 | Ch. 1  |
| 2390.00        |                            |                           |                      |                              |                          |                         |                        | 45.61                          | 54.00            | -8.39                  |        |
| 2400.00        | 42.00                      | 150                       | 270                  |                              |                          | 3.02                    | 29.40                  | 74.42                          | 79.62            | -5.20                  |        |
| 2483.50        |                            |                           |                      |                              |                          |                         |                        | 58.58                          | 74.00            | -15.42                 | Ch. 11 |
| 2483.50        |                            |                           |                      |                              |                          |                         |                        | 46.51                          | 54.00            | -7.49                  |        |

NOTE: The “Band Edge Field Strength” was calculated using the “Fundamental” and “Conducted Band Edge” measurements per the “Marker-Delta Method” with the following formula:

$$BE = F_m - \Delta m$$

Where

BE = Band Edge Field Strength

F<sub>m</sub> = Measured Fundamental (Peak or Average)

Δm = Measured Conducted Band Edge Delta (Peak or Average)

Page 15 of 24 (Appendix A)

Report Number: INTEL-050314F

FCC ID: PD9WM3B2200BG



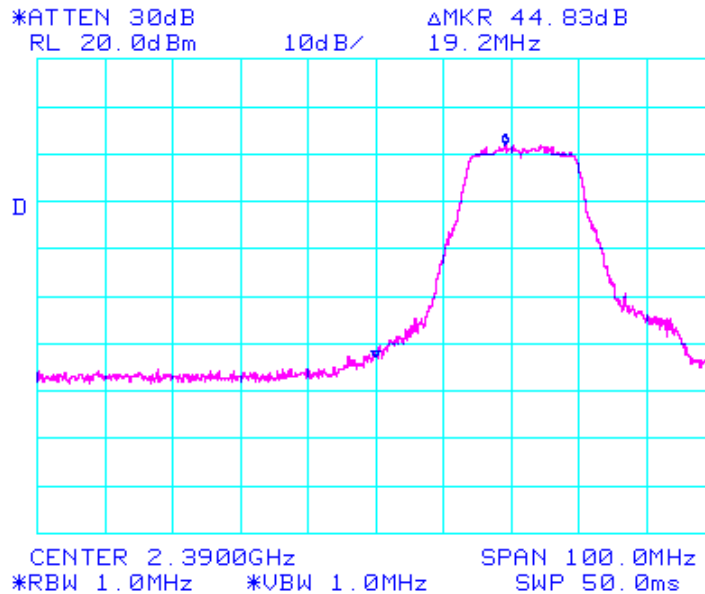


AEGIS LABS INC.

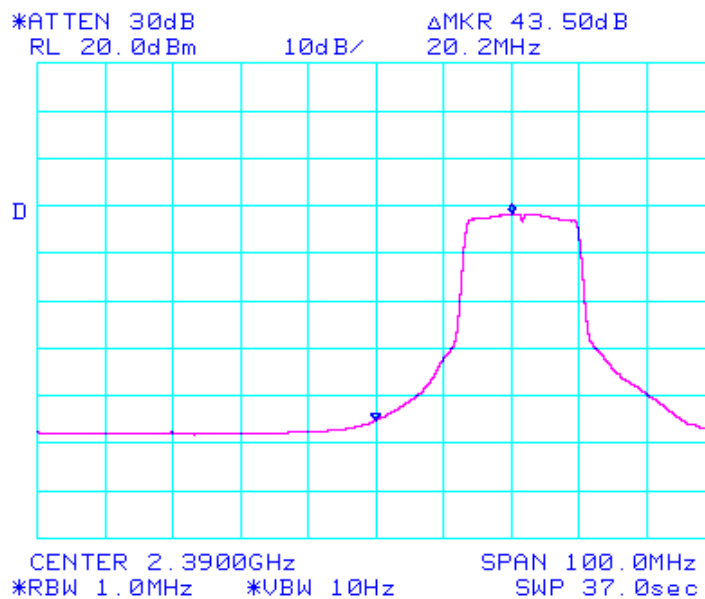
## Spurious Radiated Emissions Test Results (Continued)

Plots Showing Out-Of-Band Emissions (Peak RBW=VBW=1MHz; Average RBW = 1MHz, VBW = 10Hz)

| Test Date | Data  | Test Eng. |
|-----------|---|-----------|
| 07/29/04  | 2.412 GHz band edge <b>PEAK DELTA</b><br>(INTEL-040729-02c01) | JC        |



| Test Date | Data   | Test Eng. |
|-----------|--|-----------|
| 07/29/04  | 2.412 GHz band edge <b>AVERAGE DELTA</b><br>(INTEL-040729-02c02) | JC        |



Page 16 of 24 (Appendix A)  
Report Number: INTEL-050314F  
FCC ID: PD9WM3B2200BG

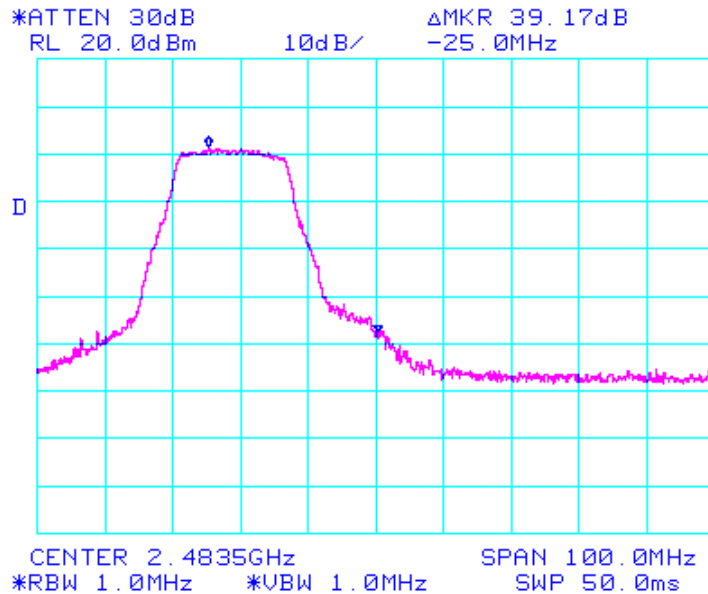


AEGIS LABS INC.

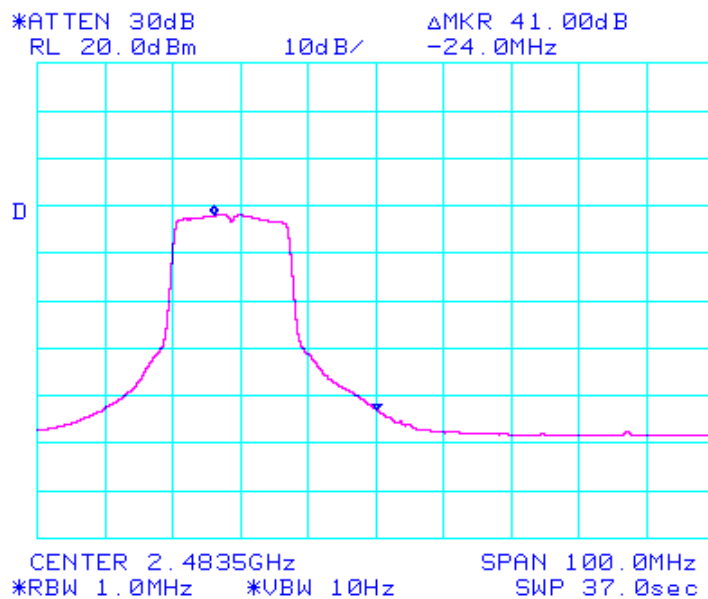
## Spurious Radiated Emissions Test Results (Continued)

Plots Showing Out-Of-Band Emissions (Peak RBW=VBW=1MHz; Average RBW = 1MHz, VBW = 10Hz)

| Test Date | Data  | Test Eng. |
|-----------|---|-----------|
| 07/29/04  | 2.462 GHz band edge <b>PEAK DELTA</b><br>(INTEL-040729-02c03) | JC        |



| Test Date | Data   | Test Eng. |
|-----------|--|-----------|
| 07/29/04  | 2.462 GHz band edge <b>AVERAGE DELTA</b><br>(INTEL-040729-02c04) | JC        |



Page 17 of 24 (Appendix A)  
Report Number: INTEL-050314F  
FCC ID: PD9WM3B2200BG



AEGIS LABS INC.

## Spurious Radiated Emissions Test Results (Continued)

*Spurious Emissions Measurements in 802.11g mode (2412-2462 MHz)  
Channels 1, 6, & 11  
Continuous TX at MAIN Antenna port with Fujitsu Plum Antennas  
Aegis Labs, Inc. File #: INTEL-050314-03*

### RADIATED EMISSIONS - Horizontal Antenna Polarization

| Freq.<br>(MHz) | Meter<br>Reading<br>(dBuV) | Antenna<br>Height<br>(cm) | Azimuth<br>(degrees) | Quasi pk or<br>AVG<br>(dBuV) |   | 1 Meter<br>Distance<br>Factor<br>(dB) | Cable<br>Factor<br>(dB) | Ant.<br>Factor<br>(dB) | Corrected<br>Reading<br>(dBuV) | Limits<br>(dBuV) | Diff<br>(dB)<br>+=FAIL | Note   |
|----------------|----------------------------|---------------------------|----------------------|------------------------------|---|---------------------------------------|-------------------------|------------------------|--------------------------------|------------------|------------------------|--------|
| 2312.00        | 33.33                      | 100                       | 225                  |                              |   | 9.54                                  | 2.96                    | 29.02                  | 55.77                          | 74.00            | -18.23                 | Ch. 1  |
| 2312.00        |                            |                           |                      | 23.04                        | A | 9.54                                  | 2.96                    | 29.02                  | 45.48                          | 54.00            | -8.52                  |        |
| 2336.00        | 32.83                      | 100                       | 225                  |                              |   | 9.54                                  | 2.98                    | 29.07                  | 55.34                          | 74.00            | -18.66                 | Ch. 6  |
| 2336.00        |                            |                           |                      | 22.27                        | A | 9.54                                  | 2.98                    | 29.07                  | 44.78                          | 54.00            | -9.22                  |        |
| 2358.68        | 31.83                      | 100                       | 225                  |                              |   | 9.54                                  | 2.99                    | 29.12                  | 54.40                          | 74.00            | -19.60                 | Ch. 11 |
| 2358.68        |                            |                           |                      | 18.43                        | A | 9.54                                  | 2.99                    | 29.12                  | 41.00                          | 54.00            | -13.00                 |        |

### RADIATED EMISSIONS - Vertical Antenna Polarization

| Freq.<br>(MHz) | Meter<br>Reading<br>(dBuV) | Antenna<br>Height<br>(cm) | Azimuth<br>(degrees) | Quasi pk or<br>AVG<br>(dBuV) |   | 1 Meter<br>Distance<br>Factor<br>(dB) | Cable<br>Factor<br>(dB) | Ant.<br>Factor<br>(dB) | Corrected<br>Reading<br>(dBuV) | Limits<br>(dBuV) | Diff<br>(dB)<br>+=FAIL | Note   |
|----------------|----------------------------|---------------------------|----------------------|------------------------------|---|---------------------------------------|-------------------------|------------------------|--------------------------------|------------------|------------------------|--------|
| 2312.00        | 32.50                      | 100                       | 225                  |                              |   | 9.54                                  | 2.96                    | 29.22                  | 55.14                          | 74.00            | -18.86                 | Ch. 1  |
| 2312.00        |                            |                           |                      | 21.23                        | A | 9.54                                  | 2.96                    | 29.22                  | 43.87                          | 54.00            | -10.13                 |        |
| 2336.00        | 32.67                      | 100                       | 225                  |                              |   | 9.54                                  | 2.98                    | 29.27                  | 55.38                          | 74.00            | -18.62                 | Ch. 6  |
| 2336.00        |                            |                           |                      | 21.16                        | A | 9.54                                  | 2.98                    | 29.27                  | 43.87                          | 54.00            | -10.13                 |        |
| 2358.68        | 31.33                      | 100                       | 225                  |                              |   | 9.54                                  | 2.99                    | 29.32                  | 54.10                          | 74.00            | -19.90                 | Ch. 11 |
| 2358.68        |                            |                           |                      | 17.30                        | A | 9.54                                  | 2.99                    | 29.32                  | 40.07                          | 54.00            | -13.93                 |        |

NOTE: These spurious emissions measurements were taken without a preamp at a distance on 1 meter to avoid saturating the preamp and analyzer because the signals were close to the fundamental frequency. The readings were extrapolated to 1 meter.

Page 18 of 24 (Appendix A)  
Report Number: INTEL-050314F  
FCC ID: PD9WM3B2200BG



AEGIS LABS INC.

## Spurious Radiated Emissions Test Results (Continued)

*Spurious Emissions Measurements in 802.11g mode (2412-2462 MHz)  
Channels 1, 6, & 11  
Continuous TX at MAIN Antenna port with Fujitsu Plum Antennas  
Aegis Labs, Inc. File #: INTEL-050314-04*

| RADIATED EMISSIONS - Horizontal Antenna Polarization |                            |                           |                      |                              |   |                          |                         |                        |                                |                  |                        |        |
|--|----------------------------|---------------------------|----------------------|------------------------------|---|--------------------------|-------------------------|------------------------|--------------------------------|------------------|------------------------|--------|
| Freq.<br>(MHz)                                       | Meter<br>Reading<br>(dBuV) | Antenna<br>Height<br>(cm) | Azimuth<br>(degrees) | Quasi pk or<br>AVG<br>(dBuV) |   | Preamp<br>Factor<br>(dB) | Cable<br>Factor<br>(dB) | Ant.<br>Factor<br>(dB) | Corrected<br>Reading<br>(dBuV) | Limits<br>(dBuV) | Diff<br>(dB)<br>+=FAIL | Note   |
| 3216.00  | 49.83                      | 100                       | 135                  |                              |   | 43.07                    | 3.51                    | 30.98                  | 41.24                          | 79.75            | -38.51                 | Ch. 1  |
| 4824.20  | 45.33                      | 100                       | 135                  |                              |   | 43.27                    | 4.35                    | 34.10                  | 40.51                          | 74.00            | -33.49                 |        |
| 4824.20  |                            |                           |                      | 33.32                        | A | 43.27                    | 4.35                    | 34.10                  | 28.50                          | 54.00            | -25.50                 |        |
| 6432.05  | 47.00                      | 100                       | 135                  |                              |   | 43.82                    | 5.03                    | 35.37                  | 43.59                          | 79.75            | -36.16                 |        |
| 9647.97  | 48.67                      | 100                       | 135                  |                              |   | 43.22                    | 6.19                    | 38.11                  | 49.75                          | 79.75            | -30.00                 |        |
| 12864.05   | 48.67                      | 100                       | 225                  |                              |   | 43.83                    | 7.21                    | 40.27                  | 52.32                          | 79.75            | -27.43                 |        |
| 3249.37  | 59.17                      | 100                       | 135                  |                              |   | 43.08                    | 3.53                    | 31.05                  | 50.66                          | 79.81            | -29.15                 | Ch. 6  |
| 4874.06  | 45.33                      | 100                       | 135                  |                              |   | 43.29                    | 4.37                    | 34.27                  | 40.69                          | 74.00            | -33.31                 |        |
| 4874.06  |                            |                           |                      | 32.99                        | A | 43.29                    | 4.37                    | 34.27                  | 28.35                          | 54.00            | -25.65                 |        |
| 6498.69  | 48.33                      | 100                       | 135                  |                              |   | 43.84                    | 5.06                    | 35.40                  | 44.95                          | 79.81            | -34.86                 |        |
| 9748.09  | 48.33                      | 100                       | 135                  |                              |   | 43.25                    | 6.23                    | 38.25                  | 49.55                          | 79.81            | -30.26                 |        |
| 12997.35   | 48.83                      | 100                       | 135                  |                              |   | 43.83                    | 7.25                    | 40.59                  | 52.84                          | 79.81            | -26.97                 |        |
| 3282.68  | 51.83                      | 100                       | 135                  |                              |   | 43.10                    | 3.55                    | 31.12                  | 43.40                          | 78.88            | -35.48                 | Ch. 11 |
| 4923.82  | 45.17                      | 100                       | 135                  |                              |   | 43.30                    | 4.40                    | 34.44                  | 40.70                          | 74.00            | -33.30                 |        |
| 4923.82  |                            |                           |                      | 33.32                        | A | 43.30                    | 4.40                    | 34.44                  | 28.85                          | 54.00            | -25.15                 |        |
| 6565.42  | 45.17                      | 100                       | 135                  |                              |   | 43.84                    | 5.08                    | 35.62                  | 42.04                          | 78.88            | -36.84                 |        |
| 9847.97  | 48.67                      | 100                       | 135                  |                              |   | 43.29                    | 6.27                    | 38.39                  | 50.04                          | 78.88            | -28.84                 |        |
| 13130.70   | 49.00                      | 100                       | 135                  |                              |   | 43.70                    | 7.32                    | 40.65                  | 53.27                          | 78.88            | -25.61                 |        |

Page 19 of 24 (Appendix A)  
Report Number: INTEL-050314F  
FCC ID: PD9WM3B2200BG



AEGIS LABS INC.

## Spurious Radiated Emissions Test Results (Continued)

| RADIATED EMISSIONS - Vertical Antenna Polarization |                            |                           |                      |                              |   |                          |                         |                        |                                |                  |                        |        |
|--|----------------------------|---------------------------|----------------------|------------------------------|---|--------------------------|-------------------------|------------------------|--------------------------------|------------------|------------------------|--------|
| Freq.<br>(MHz)                                     | Meter<br>Reading<br>(dBuV) | Antenna<br>Height<br>(cm) | Azimuth<br>(degrees) | Quasi pk or<br>AVG<br>(dBuV) |   | Preamp<br>Factor<br>(dB) | Cable<br>Factor<br>(dB) | Ant.<br>Factor<br>(dB) | Corrected<br>Reading<br>(dBuV) | Limits<br>(dBuV) | Diff<br>(dB)<br>+=FAIL | Note   |
| 3216.01  | 47.67                      | 100                       | 135                  |                              |   | 43.07                    | 3.51                    | 31.09                  | 39.20                          | 79.62            | -40.42                 | Ch. 1  |
| 4823.97  | 46.00                      | 100                       | 135                  |                              |   | 43.27                    | 4.35                    | 34.07                  | 41.15                          | 74.00            | -32.85                 |        |
| 4823.97  |                            |                           |                      | 33.15                        | A | 43.27                    | 4.35                    | 34.07                  | 28.30                          | 54.00            | -25.70                 |        |
| 6431.99  | 47.00                      | 100                       | 135                  |                              |   | 43.82                    | 5.03                    | 35.35                  | 43.56                          | 79.62            | -36.06                 |        |
| 9648.08  | 47.33                      | 100                       | 135                  |                              |   | 43.22                    | 6.19                    | 38.17                  | 48.47                          | 79.62            | -31.15                 |        |
| 12863.98   | 48.50                      | 100                       | 225                  |                              |   | 43.83                    | 7.21                    | 40.27                  | 52.15                          | 79.62            | -27.47                 |        |
| 3249.35  | 52.00                      | 100                       | 135                  |                              |   | 43.08                    | 3.53                    | 31.15                  | 43.59                          | 79.34            | -35.75                 | Ch. 6  |
| 4874.03  | 45.17                      | 100                       | 135                  |                              |   | 43.29                    | 4.37                    | 34.22                  | 40.48                          | 74.00            | -33.52                 |        |
| 4874.03  |                            |                           |                      | 32.99                        | A | 43.29                    | 4.37                    | 34.22                  | 28.30                          | 54.00            | -25.70                 |        |
| 6498.67  | 48.17                      | 100                       | 225                  |                              |   | 43.84                    | 5.06                    | 35.40                  | 44.79                          | 79.34            | -34.55                 |        |
| 9748.00  | 49.17                      | 100                       | 225                  |                              |   | 43.25                    | 6.23                    | 38.35                  | 50.49                          | 79.34            | -28.85                 |        |
| 12997.35   | 48.17                      | 100                       | 270                  |                              |   | 43.83                    | 7.25                    | 40.59                  | 52.18                          | 79.34            | -27.16                 |        |
| 3282.65  | 47.00                      | 100                       | 135                  |                              |   | 43.10                    | 3.55                    | 31.21                  | 38.66                          | 77.75            | -39.09                 | Ch. 11 |
| 4924.01  | 46.50                      | 100                       | 135                  |                              |   | 43.30                    | 4.40                    | 34.37                  | 41.96                          | 74.00            | -32.04                 |        |
| 4924.01  |                            |                           |                      | 33.15                        | A | 43.30                    | 4.40                    | 34.37                  | 28.61                          | 54.00            | -25.39                 |        |
| 6565.34  | 45.50                      | 100                       | 225                  |                              |   | 43.84                    | 5.08                    | 35.60                  | 42.34                          | 77.75            | -35.41                 |        |
| 9848.03  | 49.17                      | 125                       | 225                  |                              |   | 43.29                    | 6.27                    | 38.53                  | 50.68                          | 77.75            | -27.07                 |        |
| 13130.62   | 48.83                      | 100                       | 270                  |                              |   | 43.70                    | 7.32                    | 40.68                  | 53.13                          | 77.75            | -24.62                 |        |



AEGIS LABS INC.

## Spurious Radiated Emissions Test Results (Continued)

*Spurious Emissions Measurements in in802.11g mode (2412-2462 MHz)  
Channels 1, 6, & 11  
Continuous RX at MAIN Antenna port with Fujitsu Plum Antennas  
Aegis Labs, Inc. File #: INTEL-050314-04*

### RADIATED EMISSIONS - Horizontal Antenna Polarization

| Freq.<br>(MHz) | Meter<br>Reading<br>(dBuV) | Antenna<br>Height<br>(cm) | Azimuth<br>(degrees) | Quasi pk or<br>AVG<br>(dBuV) |   | Preamp<br>Factor<br>(dB) | Cable<br>Factor<br>(dB) | Ant.<br>Factor<br>(dB) | Corrected<br>Reading<br>(dBuV) | Limits<br>(dBuV) | Diff<br>(dB)<br>+=FAIL | Note   |
|----------------|----------------------------|---------------------------|----------------------|------------------------------|---|--------------------------|-------------------------|------------------------|--------------------------------|------------------|------------------------|--------|
| 3216.00        | 51.00                      | 100                       | 180                  |                              |   | 43.07                    | 3.51                    | 30.98                  | 42.41                          | 80.00            | -37.59                 | Ch. 1  |
| 3216.00        |                            |                           |                      | 45.50                        | A | 43.07                    | 3.51                    | 30.98                  | 36.91                          | 60.00            | -23.09                 |        |
| 6431.98        | 47.17                      | 100                       | 135                  |                              |   | 43.82                    | 5.03                    | 35.37                  | 43.76                          | 80.00            | -36.24                 |        |
| 6431.98        |                            |                           |                      | 37.54                        | A | 43.82                    | 5.03                    | 35.37                  | 34.13                          | 60.00            | -25.87                 |        |
| 9647.99        | 48.67                      | 100                       | 135                  |                              |   | 43.22                    | 6.19                    | 38.11                  | 49.75                          | 80.00            | -30.25                 |        |
| 9647.99        |                            |                           |                      | 35.60                        | A | 43.22                    | 6.19                    | 38.11                  | 36.68                          | 60.00            | -23.32                 |        |
| 3249.32        | 51.83                      | 100                       | 135                  |                              |   | 43.08                    | 3.53                    | 31.05                  | 43.32                          | 80.00            | -36.68                 | Ch. 6  |
| 3249.32        |                            |                           |                      | 47.15                        | A | 43.08                    | 3.53                    | 31.05                  | 38.64                          | 60.00            | -21.36                 |        |
| 6498.67        | 49.33                      | 100                       | 135                  |                              |   | 43.84                    | 5.06                    | 35.40                  | 45.95                          | 80.00            | -34.05                 |        |
| 6498.67        |                            |                           |                      | 40.28                        | A | 43.84                    | 5.06                    | 35.40                  | 36.90                          | 60.00            | -23.10                 |        |
| 9748.03        | 49.67                      | 100                       | 135                  |                              |   | 43.25                    | 6.23                    | 38.25                  | 50.89                          | 80.00            | -29.11                 |        |
| 9748.03        |                            |                           |                      | 38.17                        | A | 43.25                    | 6.23                    | 38.25                  | 39.39                          | 60.00            | -20.61                 |        |
| 3282.66        | 52.00                      | 100                       | 135                  |                              |   | 43.10                    | 3.55                    | 31.12                  | 43.57                          | 80.00            | -36.43                 | Ch. 11 |
| 3282.66        |                            |                           |                      | 47.76                        | A | 43.10                    | 3.55                    | 31.12                  | 39.34                          | 60.00            | -20.66                 |        |
| 6565.32        | 47.00                      | 100                       | 135                  |                              |   | 43.84                    | 5.08                    | 35.62                  | 43.87                          | 80.00            | -36.13                 |        |
| 6565.32        |                            |                           |                      | 37.10                        | A | 43.84                    | 5.08                    | 35.62                  | 33.97                          | 60.00            | -26.03                 |        |
| 9848.03        | 49.67                      | 100                       | 135                  |                              |   | 43.29                    | 6.27                    | 38.39                  | 51.04                          | 80.00            | -28.96                 |        |
| 9848.03        |                            |                           |                      | 40.28                        | A | 43.29                    | 6.27                    | 38.39                  | 41.65                          | 60.00            | -18.35                 |        |

Page 21 of 24 (Appendix A)  
Report Number: INTEL-050314F  
FCC ID: PD9WM3B2200BG



AEGIS LABS INC.

## Spurious Radiated Emissions Test Results (Continued)

| RADIATED EMISSIONS - Vertical Antenna Polarization |                            |                           |                      |                              |   |                          |                         |                        |                                |                  |                        |        |
|--|----------------------------|---------------------------|----------------------|------------------------------|---|--------------------------|-------------------------|------------------------|--------------------------------|------------------|------------------------|--------|
| Freq.<br>(MHz)                                     | Meter<br>Reading<br>(dBuV) | Antenna<br>Height<br>(cm) | Azimuth<br>(degrees) | Quasi pk or<br>AVG<br>(dBuV) |   | Preamp<br>Factor<br>(dB) | Cable<br>Factor<br>(dB) | Ant.<br>Factor<br>(dB) | Corrected<br>Reading<br>(dBuV) | Limits<br>(dBuV) | Diff<br>(dB)<br>+=FAIL | Note   |
| 3216.00  | 50.67                      | 100                       | 135                  |                              |   | 43.07                    | 3.51                    | 31.09                  | 42.20                          | 80.00            | -37.80                 | Ch. 1  |
| 3216.00  |                            |                           |                      | 40.86                        | A | 43.07                    | 3.51                    | 31.09                  | 32.39                          | 60.00            | -27.61                 |        |
| 6432.00  | 46.83                      | 100                       | 225                  |                              |   | 43.82                    | 5.03                    | 35.35                  | 43.39                          | 80.00            | -36.61                 |        |
| 6432.00  |                            |                           |                      | 34.62                        | A | 43.82                    | 5.03                    | 35.35                  | 31.18                          | 60.00            | -28.82                 |        |
| 9648.00  | 48.00                      | 100                       | 135                  |                              |   | 43.22                    | 6.19                    | 38.17                  | 49.14                          | 80.00            | -30.86                 |        |
| 9648.00  |                            |                           |                      | 36.07                        | A | 43.22                    | 6.19                    | 38.17                  | 37.21                          | 60.00            | -22.79                 |        |
| 3249.33  | 49.67                      | 125                       | 90                   |                              |   | 43.08                    | 3.53                    | 31.15                  | 41.26                          | 80.00            | -38.74                 | Ch. 6  |
| 3249.33  |                            |                           |                      | 41.96                        | A | 43.08                    | 3.53                    | 31.15                  | 33.55                          | 60.00            | -26.45                 |        |
| 6498.69  | 48.50                      | 100                       | 225                  |                              |   | 43.84                    | 5.06                    | 35.40                  | 45.12                          | 80.00            | -34.88                 |        |
| 6498.69  |                            |                           |                      | 36.21                        | A | 43.84                    | 5.06                    | 35.40                  | 32.83                          | 60.00            | -27.17                 |        |
| 9748.03  | 49.17                      | 100                       | 225                  |                              |   | 43.25                    | 6.23                    | 38.35                  | 50.49                          | 80.00            | -29.51                 |        |
| 9748.03  |                            |                           |                      | 38.13                        | A | 43.25                    | 6.23                    | 38.35                  | 39.45                          | 60.00            | -20.55                 |        |
| 3282.67  | 48.83                      | 150                       | 90                   |                              |   | 43.10                    | 3.55                    | 31.21                  | 40.49                          | 80.00            | -39.51                 | Ch. 11 |
| 3282.67  |                            |                           |                      | 41.83                        | A | 43.10                    | 3.55                    | 31.21                  | 33.49                          | 60.00            | -26.51                 |        |
| 6565.34  | 45.67                      | 100                       | 135                  |                              |   | 43.84                    | 5.08                    | 35.60                  | 42.51                          | 80.00            | -37.49                 |        |
| 6565.34  |                            |                           |                      | 34.29                        | A | 43.84                    | 5.08                    | 35.60                  | 31.13                          | 60.00            | -28.87                 |        |
| 9848.04  | 48.33                      | 100                       | 135                  |                              |   | 43.29                    | 6.27                    | 38.53                  | 49.84                          | 80.00            | -30.16                 |        |
| 9848.04  |                            |                           |                      | 37.19                        | A | 43.29                    | 6.27                    | 38.53                  | 38.70                          | 60.00            | -21.30                 |        |

Page 22 of 24 (Appendix A)  
Report Number: INTEL-050314F  
FCC ID: PD9WM3B2200BG



AEGIS LABS INC.

## PEAK TRANSMIT POWER

|                       |  |                        |                 |
|-----------------------|--|------------------------|-----------------|
| <b>CLIENT:</b>        | Intel Corporation  | <b>DATE:</b>           | 03/14/05        |
| <b>EUT:</b>           | Intel PRO/Wireless 2200BG Network Connection                           | <b>PROJECT NUMBER:</b> | INTEL-050314-01 |
| <b>MODEL NUMBER:</b>  | WM3B2200BG   | <b>TEST ENGINEER:</b>  | JC/RJ           |
| <b>SERIAL NUMBER:</b> | 08169E094ADC54906006   | <b>SITE #:</b>         | 2               |
| <b>CONFIGURATION:</b> | Tested installed in the Hewlett Packard host computer's mini PCI slot. | <b>TEMPERATURE:</b>    | 15 C            |
|                       |  | <b>HUMIDITY:</b>       | 79% RH          |
|                       |  | <b>TIME:</b>           | 8:45 AM         |

|                     |  |
|---------------------|--|
| <b>Standard:</b>    | FCC CFR 47, Part 15.247(b)(1)  |
| <b>Description:</b> | The maximum peak output power of the intentional radiator shall not exceed 1 watt. |
| <b>Results:</b>     | See Data Sheet   |

| Peak Transmit Power Limits |                  |
|----------------------------|------------------|
| Frequency (MHz)            | Output Power (W) |
| 2412-2462                  | 1                |

Page 23 of 24 (Appendix A)  
Report Number: INTEL-050314F  
FCC ID: PD9WM3B2200BG





AEGIS LABS INC.

## Peak Transmit Power (Continued)

| Mode    | Channel | Frequency (MHz) | Rate (Mbps) | Average Power (dBm) | Average Power (mW) | Peak Power (dBm) | Peak Power (mW) |
|---------|---------|-----------------|-------------|---------------------|--------------------|------------------|-----------------|
| 802.11b | 1       | 2412            | 1           | 14.80               | 30.20              | 16.90            | 48.98           |
| 802.11b | 1       | 2412            | 5.5         | 14.50               | 28.18              | 17.30            | 53.70           |
| 802.11b | 1       | 2412            | 11          | 13.30               | 21.38              | 16.90            | 48.98           |
| 802.11b | 6       | 2437            | 1           | 14.80               | 30.20              | 17.00            | 50.12           |
| 802.11b | 6       | 2437            | 5.5         | 13.80               | 23.99              | 16.70            | 46.77           |
| 802.11b | 6       | 2437            | 11          | 13.30               | 21.38              | 16.80            | 47.86           |
| 802.11b | 11      | 2462            | 1           | 15.20               | 33.11              | 17.30            | 53.70           |
| 802.11b | 11      | 2462            | 5.5         | 14.20               | 26.30              | 17.10            | 51.29           |
| 802.11b | 11      | 2462            | 11          | 13.20               | 20.89              | 17.10            | 51.29           |
|         |         |                 |             |                     |                    |                  |                 |
| 802.11g | 1       | 2412            | 6           | 6.20                | 4.17               | 16.20            | 41.69           |
| 802.11g | 1       | 2412            | 36          | 4.70                | 2.95               | 16.10            | 40.74           |
| 802.11g | 1       | 2412            | 54          | 4.20                | 2.63               | 16.10            | 40.74           |
| 802.11g | 6       | 2437            | 6           | 5.90                | 3.89               | 16.10            | 40.74           |
| 802.11g | 6       | 2437            | 36          | 4.50                | 2.82               | 16.10            | 40.74           |
| 802.11g | 6       | 2437            | 54          | 4.00                | 2.51               | 16.20            | 41.69           |
| 802.11g | 11      | 2462            | 6           | 5.70                | 3.72               | 16.00            | 39.81           |
| 802.11g | 11      | 2462            | 36          | 4.30                | 2.69               | 16.10            | 40.74           |

NOTE: The output power measurement is conducted.