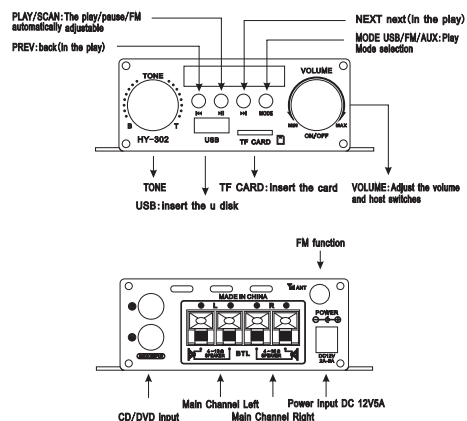


HY-302 Bluetooth amplifier user manual

Thank you very much for choosing our product!

Function keys

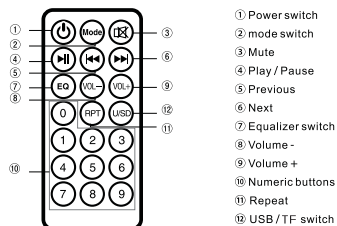


Bluetooth Connection

1. Press the mode switch button, the LED display blue (this is Bluetooth mode).
2. Select the device Bluetooth "HY-Bluetooth" in the Bluetooth setting interface of the phone and click connect.
3. Successful connection. The phone's voice was successfully sent from the device.

English

Remote Control



Machine Characteristics

- 1 Internal high-quality Bluetooth 5.0 module
- 2 can play U disk TF/MMC card for music and FM stereo radio, support MP3.WAV.APE.FLAC music format. (USB+TF+FM)
- 3 Selected high-power professional power amplifier integrated circuits, minimal distortion, strong power
- 4 Support Laptops, PC, Projector, Mobile phone, Ipad, MP3, MP4 CD Player and other

Specifications

- | | |
|-------------------------------------|---|
| 1. Model: HY-302 | 7. Reader/U-disk format: MP3 |
| 2. Size: 125X110X45mm | 8. FM frequency range: 87.5MHz-108.0MHz |
| 3. Input volta: DC12V 5A | 9. Input sensitivity 500mV |
| 4. SIN ratio: > 75 dB | 10. Speaker impedance: 4-8Ω |
| 5. Frequency response 20Hz-20KHz | 11. Output Power: 20W * 2RMS |
| 6. Signal input type: RCA interface | 12. 5.0 Bluetooth |

Accessories Remote control and setup guide

POWER AMPLIFIER



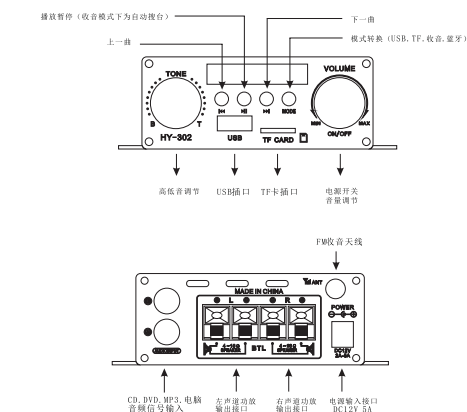
HY-302

User Manual

HY-302 蓝牙放大器用户手册

非常感谢您选择我们的产品

功能键

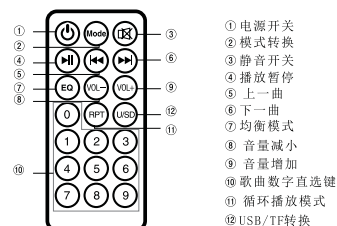


蓝牙连接

1. 按下模式开关按钮, 显示屏显示为Blue (蓝牙模式)
2. 在手机的蓝牙设置界面中选择蓝牙名称: HY-Bluetooth, 然后点击连接
3. 连接成功, 手机的声音就可以传送到功放机播放

中文

遥控功能



产品特点

1. 内置高品质蓝牙5.0模块
2. 可播放U盘、TF卡和调频收音, 支持MP3.WAV.APE.FLAC等格式。
3. 精选专业大功率放大器集成电路, 失真小, 功率强
4. RCA音频输入端口支持笔记本电脑、电脑、投影机、手机、Ipad、mp3、mp4、CD播放器等

主要参数

- | | |
|-----------------------|------------------------------------|
| 1. 产品型号: HY-302 | 7. USB/TF接口, 支持MP3.WAV.APE.FLAC等格式 |
| 2. 产品尺寸: 125X110X45毫米 | 8. FM调频87.5-108.0MHz |
| 3. 电源输入: DC12V 5A | 9. 输入灵敏度: 500mV |
| 4. 信噪比: >75dB | 10. 扬声器阻抗: 4-8Ω |
| 5. 频率响应: 20Hz-20KHz | 11. 输出功率: 20W×2 RMS |
| 6. RCA音频信号输入端口 | 12. 蓝牙5.0协议 |

附件: 遥控器, 说明书

功率放大器



HY-302

用户手册

FCC Caution:

This device complies with part 15 of the FCC Rules. Operation is subject to the following two conditions: (1) This device may not cause harmful interference, and (2) this device must accept any interference received, including interference that may cause undesired operation.

Any Changes or modifications not expressly approved by the party responsible for compliance could void the user's authority to operate the equipment.

Note: This equipment has been tested and found to comply with the limits for a Class B digital device, pursuant to part 15 of the FCC Rules. These limits are designed to provide reasonable protection against harmful interference in a residential installation. This equipment generates uses and can radiate radio frequency energy and, if not installed and used in accordance with the instructions, may cause harmful interference to radio communications. However, there is no guarantee that interference will not occur in a particular installation. If this equipment does cause harmful interference to radio or television reception, which can be determined by turning the equipment off and on, the user is encouraged to try to correct the interference by one or more of the following measures:

- Reorient or relocate the receiving antenna.
- Increase the separation between the equipment and receiver.
- Connect the equipment into an outlet on a circuit different from that to which the receiver is connected.
- Consult the dealer or an experienced radio/TV technician for help.

The device has been evaluated to meet general RF exposure requirement. The device can be used in portable exposure condition without restriction.