


11. SETUP PHOTOS


ANTENNA PORT AND AC LINE CONDUCTED SETUP




ORIENTATIONS




RADIATED RF MEASUREMENT SETUP



BELOW 1GHz (FRONT)



BELOW 1GHz (BACK)




ABOVE 1GHz (FRONT)



ABOVE 1GHz (BACK)



BELOW 30MHz (FRONT)



ABOVE 30MHz (BACK)

END OF TEST REPORT