


T511-S说明书

128g双铜 双面印刷，风琴折，展开尺寸：280*90mm


背面


正面


For FAQs and More Information, Please Visit:





choetech/support


www.choetech.com

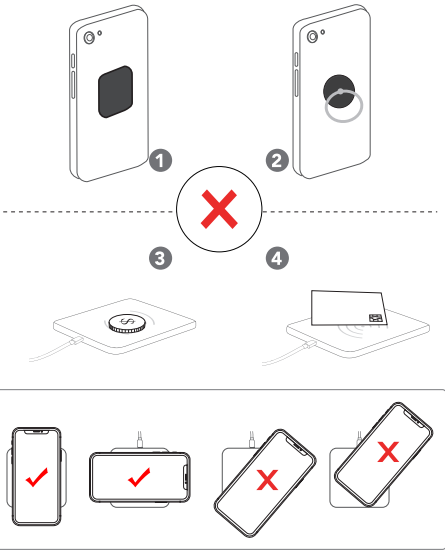
support@choetech.com

[b2b@choetech.com](https://www.whatsapp.com/channel/00000000000000000000/b2b@choetech.com)

[http://www.facebook.com/choetechofficial](https://www.facebook.com/choetechofficial)

[http://www.twitter.com/CHOETECH](https://www.twitter.com/CHOETECH)








EC

REP


C&E Connection E-Commerce (DE) GmbH
Zum Linnegraben 20, 65833, Frankfurt am Main, Germany
E-mail: info@ce-connection.de Tel: 0049 069/27246648




Manufacturer: Shenzhen DAK Technology Co., Ltd.
Address: RM 305, 3F, BLDG No. 4, Demel Industrial CTR, Fukang Community, Longhua St., Longhua District, Shenzhen, China
Contact info: support@choetech.com

Warranty

Garantie | Garanzia | Garantia | Garantie | 製品保証について | 品质保证



18-Month Warranty
18-monatige Garantie
Garanzia di 18 mesi
Garantia de 18 meses
Garantie de 18 mois
18ヶ月間製品保証
18个月质保期



Lifetime Technical Support
Lebenslanger technischer Kundendienst
Assistenza tecnica per la durata del prodotto
Soporte técnico de por vida
Support technique à vie
生涯テクニカルサポート保証
终身技术支持

CHOETECH

POWER TO THE BEST

User Manual

Fast Wireless Charging Pad


Model: T511-S

Use Steps

Schritte zur Nutzung des Produkts | Passi per l'uso | Pasos de uso a seguir | Étapes d'utilisation | 取り扱い手順 | 使用步骤

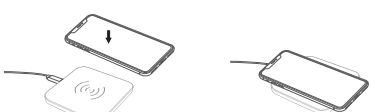
1. Connect to Power Adapter

Schließen Sie das Produkt an eine Steckdose an | Collegare all'alimentatore | Conecte al adaptador de corriente | Connectez-vous à l'adaptateur secteur | 電源アダプターに接続する | 连接充电器



2. Charge Your Phone

Laden Sie Ihr Smartphone auf | Ricaricare il telefono | Cargue su teléfono | Chargez votre téléphone | 携带を充電する | 给手机充电



Instructions

Nutzungshinweise | Istruzioni | Instrucciones | Instructions | 取扱説明書 | 使用说明

a. Please use the USB cable attached.

Bitte nutzen Sie das im Lieferumfang enthaltene USB-Kabel.
Si prega di utilizzare il cavo USB incluso.

Por favor, use el cable USB proporcionado.
Veuillez utiliser le câble USB attaché.
同梱のUSB充電ケーブルを使用してください。
请使用附带的充电线。

b. Please make sure your device is Qi-enabled or installed with Qi receiver kit.

Bitte stellen Sie sicher, dass Ihr Smartphone Qi-fähig ist oder über einen Qi-Receiver verfügt.
Assicurarsi che il dispositivo sia abilitato al Qi o installato con il kit ricevitore per Qi.
Asegúrese de que su dispositivo esté habilitado para Qi o instalado con el kit de receptor Qi.
お使いのデバイスがQi対応であること、あるいはQi充電レシーバーキットと接続していることをご確認ください。
确保您的设备支持Qi无线充电协议或安装符合Qi标准的无线接收器。

c. A Quick Charge adapter and cable are required for the fast wireless charging feature. The original Quick Charge adapter is recommended (Except the adapter from S7 and S7 Edge).

Ein Quick Charge Adapter und Kabel werden für das kabellose Aufladen benötigt. Der originale Quick Charge Adapter wird empfohlen (außer die Adapter vom S7 und S7 Edge).
Per la funzione di ricarica wireless veloce sono necessari un alimentatore e un cavo con ricarica rapida. Si consiglia l'alimentatore Quick Charge originale (Escluso quello per S7 e S7 Edge).
Se requiere un adaptador y un cable de carga rápida para la función de carga inalámbrica rápida.
Se recomienda el adaptador de carga rápida original (excepto el adaptador de S7 y S7 Edge).
Un adaptateur de charge rapide et un câble sont requis pour la fonction de chargement sans fil rapide. L'adaptateur de charge rapide d'origine est recommandé (sauf pour le S7 et S7 Edge).
ワイヤレス急速充電機能を利用するために、急速充電対応のアダプターとケーブルが必要です。純正の急速充電アダプターを利用することをお勧めします。(S7とS7 Edgeのアダプターを除く)
为保证快速充电，请配合快充充电器一起使用。推荐使用原装的快充充电器（除S7和S7 Edge的充电器）

d. If the Qi-enabled device couldn't send charging complete signal, LED indicator will keep on lighting.

Falls das Qi-fähige Gerät kein Signal bei Abschluss des Ladevorgangs senden konnte, wird das LED-Anzeigelicht weiter leuchten.
Se il dispositivo abilitato al Qi non è in grado di inviare il segnale di ricarica completa, la spia LED resta accesa.
Si el dispositivo habilitado para Qi no logra enviar la señal de carga completa, el indicador LED seguirá encendiéndose.
Si le périphérique compatible Qi n'a pas pu envoyer le signal de charge complète, le voyant LED reste allumé.
Qi対応の機種が充電完了の信号を送信しない場合、LED表示ランプは点灯し続けます。
充电设备如果在充满电后不能发出充电完成信号，LED指示灯将常亮。

Attentions

Achtung | Avvertenze | Avisos | Attentions | 注意 | 注意

a. Do not disassemble the device.

Nehmen Sie das Gerät nicht auseinander.
Non smontare il dispositivo.
No desmonte el dispositivo.
Ne pas démonter l'appareil.
本製品を解体しないでください。
请勿拆卸。

b. Please use a 5V/2A (min) or above power adapter for standard charging.

Bitte nutzen Sie einen 5V/2A (oder stärkeren) Adapter für das herkömmliche Aufladen.
Utilizzare un alimentatore da almeno 5V/2A per la ricarica standard.
Utilice un adaptador de alimentación de 5 V / 2A (min) para la carga estándar.
Veuillez utiliser un adaptateur d'alimentation 5V / 2A (min) ou supérieur pour le chargement standard.
通常の充電には、5V / 2A（最低）以上の電源アダプターを使用してください。
为了正常充电，请使用5V/2A（最低）或更高的充电器。

c. Fast-charging function is only available for Qi-enabled devices or devices installed with Qi receiver kit which support fast wireless charging.

Die Quick Charge Funktion ist nur für Qi-fähige Geräte oder für Geräte mit Qi-Receiver, die das kabellose Aufladen ermöglichen, möglich.
La funzione di ricarica rapida è disponibile soltanto con dispositivi abilitati al Qi o dispositivi installati con kit ricevitore Qi che supportano la ricarica wireless veloce.
La función de carga rápida solo está disponible para dispositivos habilitados para Qi o dispositivos instalados con el kit de receptor Qi que admite una carga inalámbrica rápida.
La fonction de chargement rapide est uniquement disponible pour les périphériques compatibles Qi ou les périphériques installés avec le kit de récepteur Qi qui prennent en charge la charge sans fil rapide.
急速ワイヤレス充電機能は、Qi対応の機種、あるいは急速ワイヤレス充電対応のQi充電レシーバーキットと接続している場合にのみ使用になれます。
快速充电功能仅适用于支持Qi无线快充协议或安装符合Qi标准且支持快充的无线接收器的设备。

FCC Compliance Statement

This device complies with Part 15 of the FCC Rules. Operation is subject to the following two conditions:
(1) This device may not cause harmful interference.
(2) This device must accept any interference received, including interference that may cause undesired operation.

Warning: Changes or modifications not expressly approved by the party responsible for compliance could void the user's authority to operate the equipment.

Note: This equipment has been tested and found to comply with the limits for a Class B digital device, pursuant to Part 15 of the FCC Rules. These limits are designed to provide reasonable protection against harmful interference in a residential installation.

This equipment generates, uses, and can radiate radio frequency energy and, if not installed and used in accordance with the instructions, may cause harmful interference to radio communications. However, there is no guarantee that interference will not occur in a particular installation.

If this equipment does cause harmful interference to radio or television reception, which can be determined by turning the equipment off and on, the user is encouraged to try to correct the interference by one or more of the following measures:
• Reorient or relocate the receiving antenna.
• Increase the separation between the equipment and receiver.
• Connect the equipment into an outlet on a circuit different from that to which the receiver is connected.
• Consult the dealer or an experienced radio/ TV technician for help.

版本	日期	变更内容	包装设计	产品编辑	审批人
V1	2018.08.22				
V2	2020.10.07	增加欧代信息； 删除30天无理由退换货政策	Kola	Ashley	刘艳霞、Dancy

FCC WARNING

This device complies with part 15 of the FCC Rules. Operation is subject to the following two conditions: (1) this device may not cause harmful interference, and (2) this device must accept any interference received, including interference that may cause undesired operation.

Any changes or modifications not expressly approved by the party responsible for compliance could void the user's authority to operate the equipment.

NOTE: This equipment has been tested and found to comply with the limits for a Class B digital device, pursuant to Part 15 of the FCC Rules. These limits are designed to provide reasonable protection against harmful interference in a residential installation. This equipment generates, uses and can radiate radio frequency energy and, if not installed and used in accordance with the instructions, may cause harmful interference to radio communications. However, there is no guarantee that interference will not occur in a particular installation.

If this equipment does cause harmful interference to radio or television reception, which can be determined by turning the equipment off and on, the user is encouraged to try to correct the interference by one or more of the following measures:

- Reorient or relocate the receiving antenna.
- Increase the separation between the equipment and receiver.
- Connect the equipment into an outlet on a circuit different from that to which the receiver is connected.
- Consult the dealer or an experienced radio/TV technician for help.

To maintain compliance with FCC's RF Exposure guidelines, This equipment should be installed and operated with minimum distance between 20cm the radiator your body: Use only the supplied antenna.