1 Mbps ANT1	2 Mbps ANT1
Low(0) Channel	Low(0) Channel
Middle(19) Channel	Middle(19) Channel
High(39) Channel	High(39) Channel

UL Korea, Ltd. Uiwang Laboratory FORM ID: FCC_15C(05)
42, Obongsandan 1-ro, Uiwang-si, Gyeonggi-do, Republic of Korea TEL: (031) 389-9603 FAX: (031) 462-8355
UL KOREA LTD Confidential
This report shall not be reproduced except in full, without the written approval of UL KOREA LTD.

10.4. AVERAGE POWER

LIMITS

None; for reporting purposes only.

TEST PROCEDURE

Measurements perform using a wideband RF frame average power sensor.
The cable assembly insertion loss and duty cycle correction factor were entered as an offset in the power meter to allow for direct reading of power.

RESULTS

10.4.1. TEST DATA

Mode	Antenna	Channel	Frequency [MHz]	Average Output Power [dBm]	Average Output Power [mW]
1 Mbps (255 pkt)	ANT0	0	2 402	11.548	14.282
		19	2 440	11.641	14.592
		39	2 480	12.124	16.308
	ANT1	0	2 402	11.903	15.499
		19	2 440	11.953	15.678
		39	2 480	11.839	15.272
2 Mbps (255 pkt)	ANT0	0	2 402	11.374	13.721
		19	2 440	11.506	14.145
		39	2 480	11.940	15.631
	ANT1	0	2 402	11.728	14.887
		19	2 440	11.715	14.842
		39	2 480	11.613	14.498

UL Korea, Ltd. Uiwang Laboratory FORM ID: FCC_15C(05)
42, Obongsandan 1-ro, Uiwang-si, Gyeonggi-do, Republic of Korea TEL: (031) 389-9603 FAX: (031) 462-8355
UL KOREA LTD Confidential
This report shall not be reproduced except in full, without the written approval of UL KOREA LTD.

10.5. POWER SPECTRAL DENSITY

LIMITS

FCC §15.247 (e), RSS-247 5.2(b)

The power spectral density conducted from the transmitter to the antenna shall not be greater than 8 dBm in any 3 kHz band during any time interval of continuous transmission.

TEST PROCEDURE

ANSI C63.10-2020, Section 11.10.2 Method PKPSD (peak PSD)

RESULTS

10.5.1. Test data

Mode	Antenna	Channel	Frequency [MHz]	PSD [dBm/3kHz]	Limit [dBm/3kHz]	Margin [dB]
1 Mbps (255pkt)	ANT0	0	2 402	-4.54	8.00	-12.54
		19	2 440	-4.48		-12.48
		39	2 480	-4.08		-12.08
	ANT1	0	2 402	-4.14		-12.14
		19	2 440	-4.20		-12.20
		39	2 480	-4.31		-12.31
2 Mbps (255 pkt)	ANT0	0	2 402	-6.48		-14.48
		19	2 440	-6.52		-14.52
		39	2 480	-6.11		-14.11
	ANT1	0	2 402	-6.23		-14.23
		19	2 440	-6.12		-14.12
		39	2 480	-6.44		-14.44
Worst				**-4.08**		**-12.08**

UL Korea, Ltd. Uiwang Laboratory FORM ID: FCC_15C(05)
42, Obongsandan 1-ro, Uiwang-si, Gyeonggi-do, Republic of Korea TEL: (031) 389-9603 FAX: (031) 462-8355
UL KOREA LTD Confidential
This report shall not be reproduced except in full, without the written approval of UL KOREA LTD.

10.5.2. PSD TEST PLOTS

1 Mbps ANT0	2 Mbps ANT0
Low(0) Channel 	Low(0) Channel 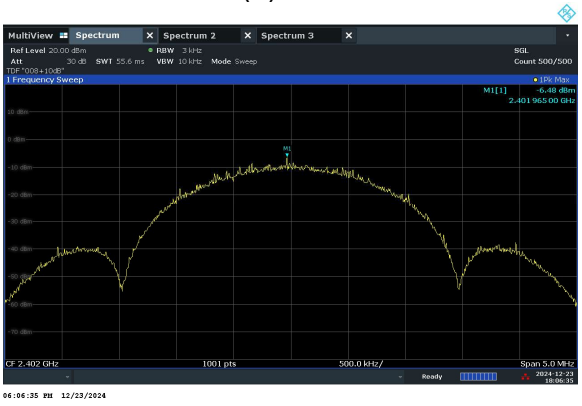
Middle(19) Channel 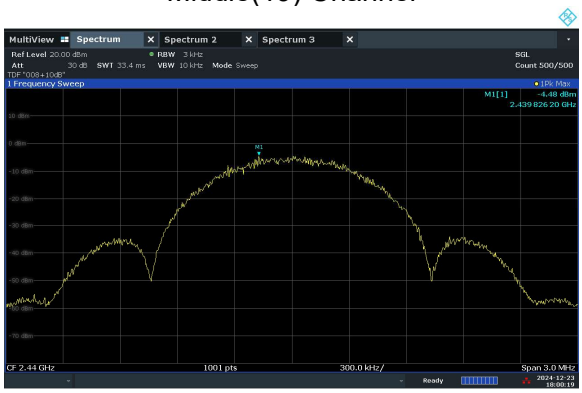 	Middle(19) Channel
High(39) Channel 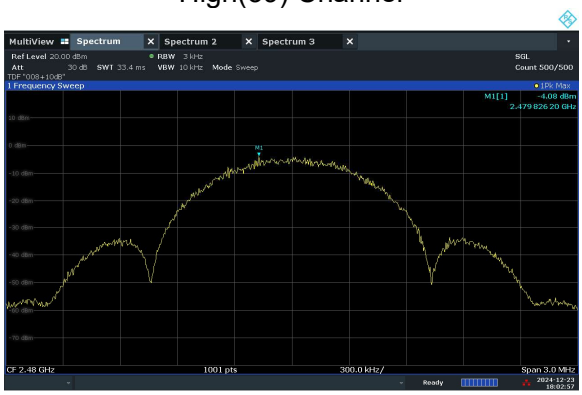 	High(39) Channel

UL Korea, Ltd. Uiwang Laboratory FORM ID: FCC_15C(05)
42, Obongsandan 1-ro, Uiwang-si, Gyeonggi-do, Republic of Korea TEL: (031) 389-9603 FAX: (031) 462-8355
UL KOREA LTD Confidential
This report shall not be reproduced except in full, without the written approval of UL KOREA LTD.

1 Mbps ANT1	2 Mbps ANT1
Low(0) Channel 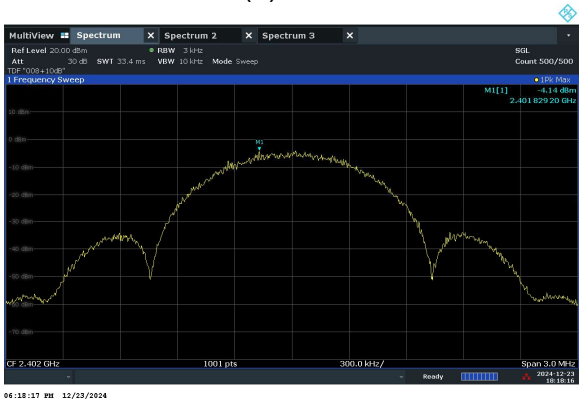 	Low(0) Channel 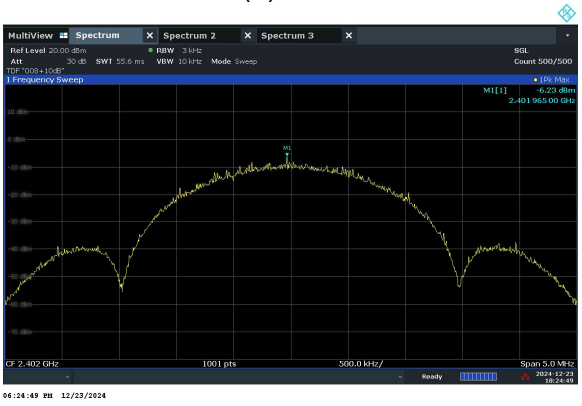
Middle(19) Channel 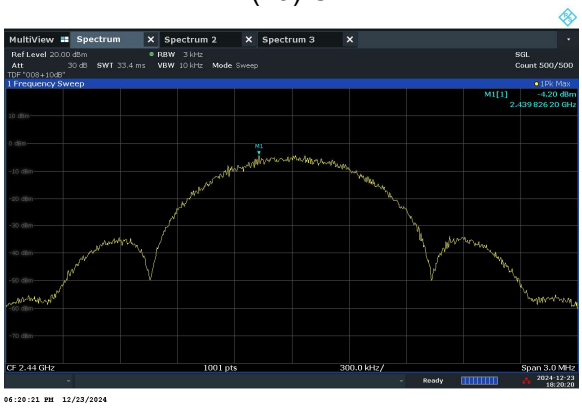 	Middle(19) Channel
High(39) Channel 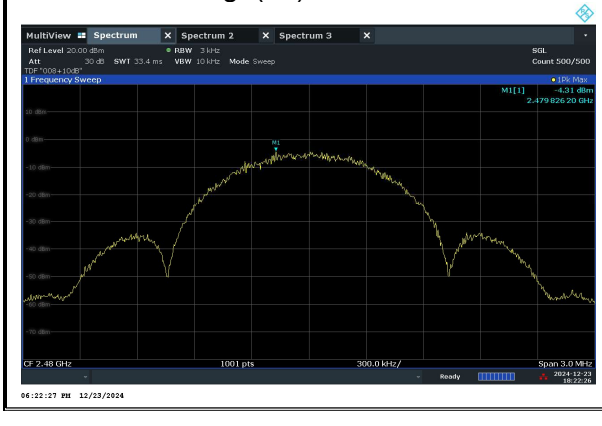 	High(39) Channel 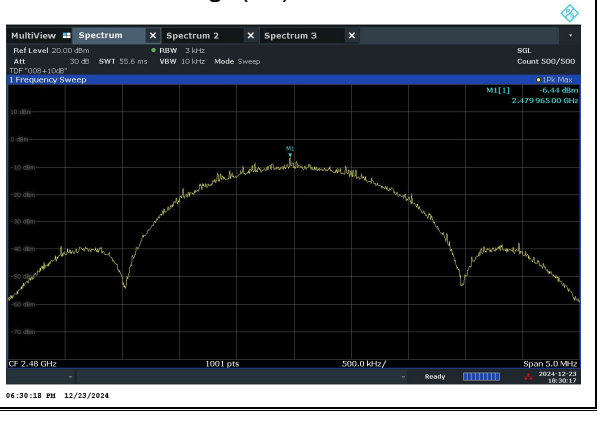

UL Korea, Ltd. Uiwang Laboratory FORM ID: FCC_15C(05)
42, Obongsandan 1-ro, Uiwang-si, Gyeonggi-do, Republic of Korea TEL: (031) 389-9603 FAX: (031) 462-8355
UL KOREA LTD Confidential
This report shall not be reproduced except in full, without the written approval of UL KOREA LTD.

10.6. CONDUCTED SPURIOUS EMISSIONS

LIMITS

FCC §15.247 (d), RSS-247 5.5

Output power was measured based on the use of a peak measurement.
Therefore, spurious emissions are required to be 20 dBc.

RESULTS

See the following pages.

UL Korea, Ltd. Uiwang Laboratory FORM ID: FCC_15C(05)
42, Obongsandan 1-ro, Uiwang-si, Gyeonggi-do, Republic of Korea TEL: (031) 389-9603 FAX: (031) 462-8355
UL KOREA LTD Confidential
This report shall not be reproduced except in full, without the written approval of UL KOREA LTD.

10.6.1. Test plot

1 Mbps ANT0

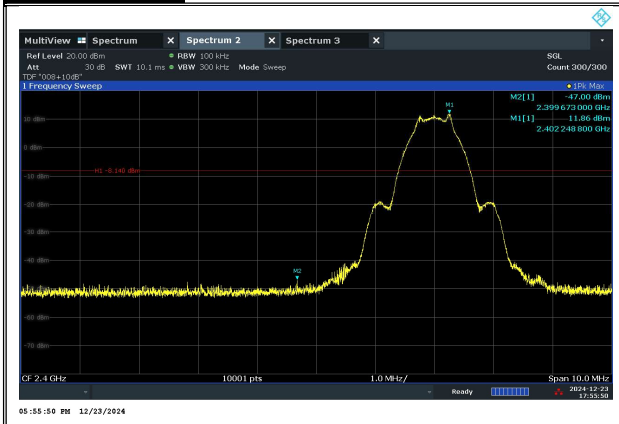

LOW(0) CHANNEL BANDEDGE

OUT-OF-BAND LOW(0) CHANNEL

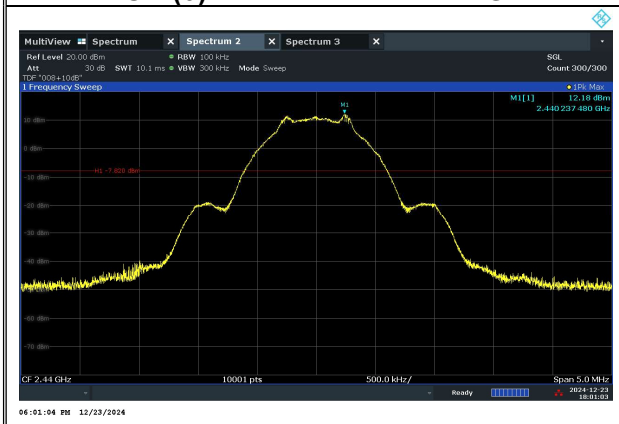

MIDDLE(19) CHANNEL REFERENCE

OUT-OF-BAND MIDDLE(19) CHANNEL

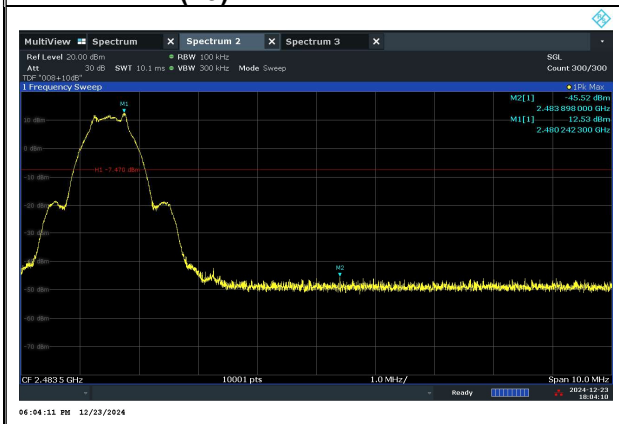

HIGH(39) CHANNEL BANDEDGE

OUT-OF-BAND HIGH(39) CHANNEL

UL Korea, Ltd. Uiwang Laboratory FORM ID: FCC_15C(05)
42, Obongsandan 1-ro, Uiwang-si, Gyeonggi-do, Republic of Korea TEL: (031) 389-9603 FAX: (031) 462-8355
UL KOREA LTD Confidential
This report shall not be reproduced except in full, without the written approval of UL KOREA LTD.

2 Mbps ANT0

LOW(0) CHANNEL BANDEDGE

OUT-OF-BAND LOW(0) CHANNEL

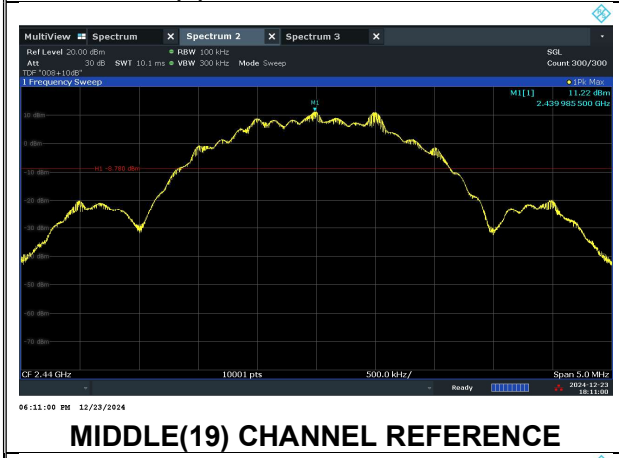

MIDDLE(19) CHANNEL REFERENCE

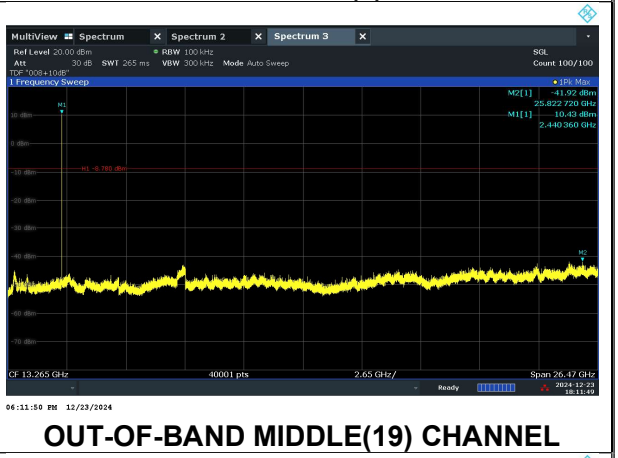

OUT-OF-BAND MIDDLE(19) CHANNEL

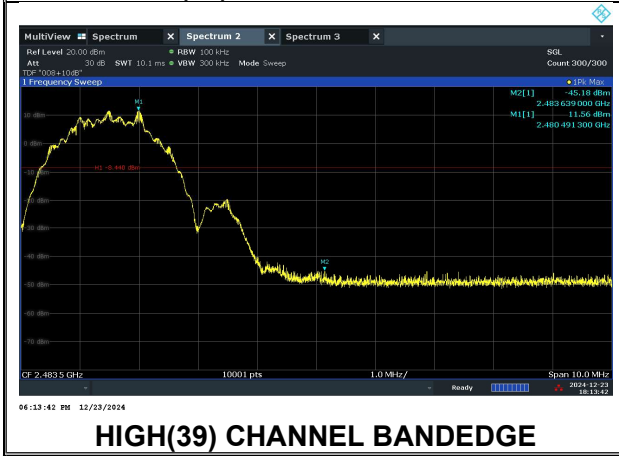

HIGH(39) CHANNEL BANDEDGE

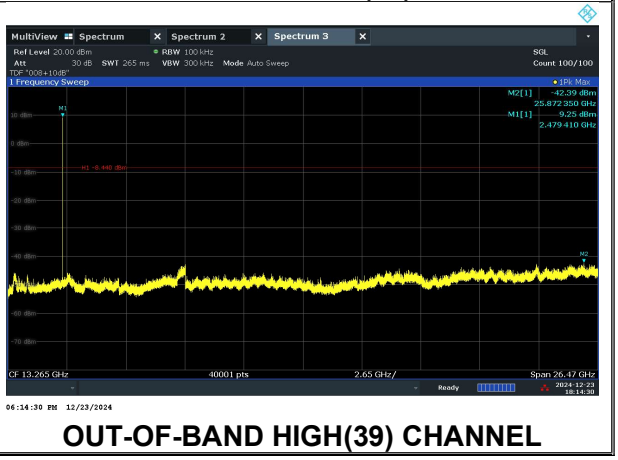

OUT-OF-BAND HIGH(39) CHANNEL

UL Korea, Ltd. Uiwang Laboratory FORM ID: FCC_15C(05)
42, Obongsandan 1-ro, Uiwang-si, Gyeonggi-do, Republic of Korea TEL: (031) 389-9603 FAX: (031) 462-8355
UL KOREA LTD Confidential
This report shall not be reproduced except in full, without the written approval of UL KOREA LTD.

1 Mbps ANT1

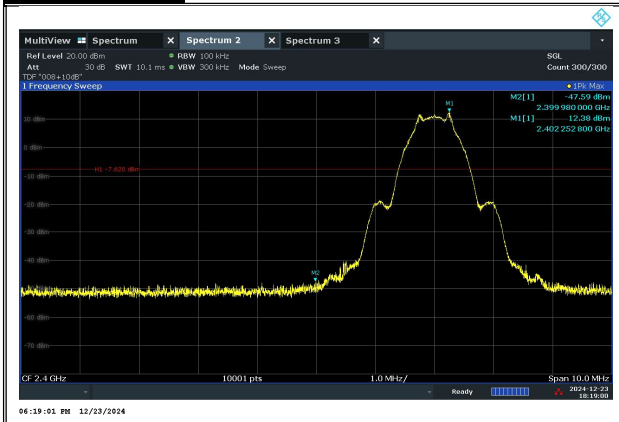

LOW(0) CHANNEL BANDEDGE

OUT-OF-BAND LOW(0) CHANNEL

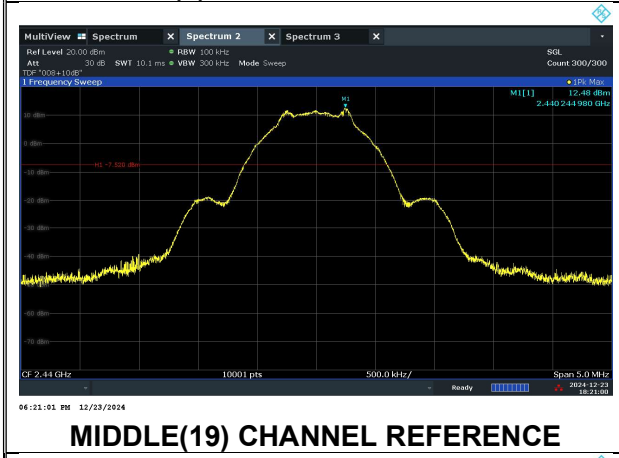

MIDDLE(19) CHANNEL REFERENCE

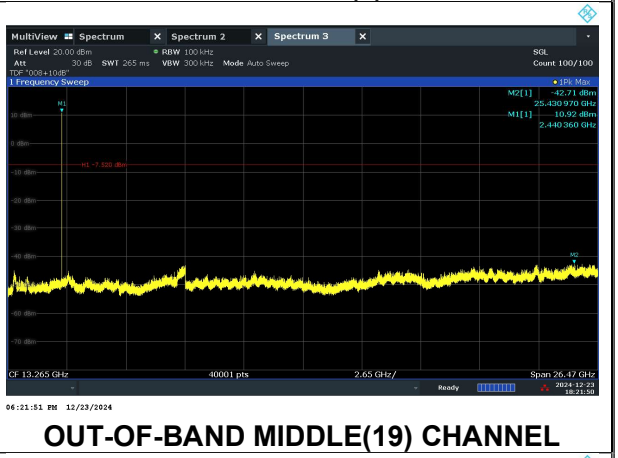

OUT-OF-BAND MIDDLE(19) CHANNEL

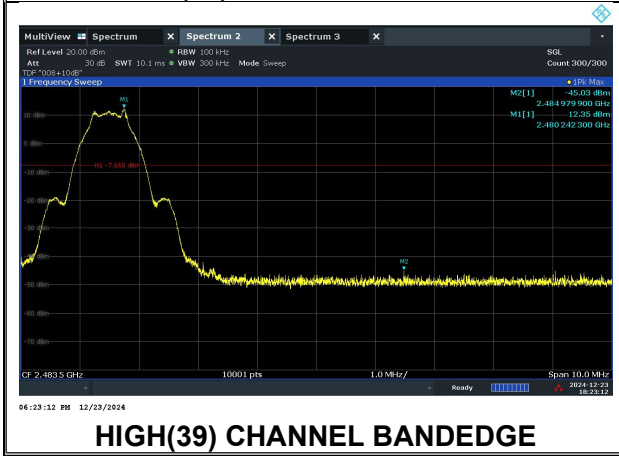

HIGH(39) CHANNEL BANDEDGE

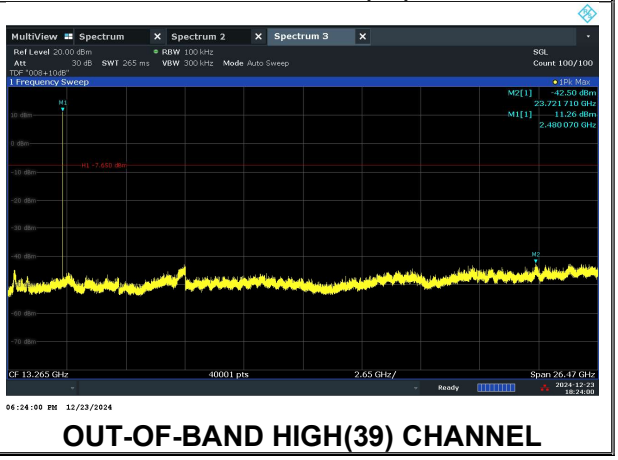

OUT-OF-BAND HIGH(39) CHANNEL

UL KOREA LTD Confidential
This report shall not be reproduced except in full, without the written approval of UL KOREA LTD.