



Figure 3




Test Setup for Radiated Emissions, 30MHz to 1GHz – Horizontal Polarization




Test Setup for Radiated Emissions, 30MHz to 1GHz – Vertical Polarization

Figure 4



Test Setup for Radiated Emissions, 1 to 4GHz – Horizontal Polarization



Test Setup for Radiated Emissions, 1 to 4GHz – Vertical Polarization