

Yealink



Bluetooth USB Dongle BT51A/BT51C

Quick Start Guide

Package Contents

The following items are included in your package. If you find anything missing, contact your system administrator.



BT51A



BT51C




Quick Start Guide

Pair with PC/Deskphone

1. Turn on the Bluetooth headset.

For BH72/76:

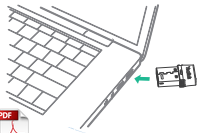


For BH71:

Slide and hold the switch for 3 seconds to enter Bluetooth pairing mode.



2. Connect the BT51A/BT51C to the USB port on your PC or deskphone.



FCC Caution:

Any Changes or modifications not expressly approved by the party responsible for compliance could void the user's authority to operate the equipment.

This device complies with part 15 of the FCC Rules. Operation is subject to the following two conditions: (1) This device may not cause harmful interference, and (2) this device must accept any interference received, including interference that may cause undesired operation.

IMPORTANT NOTE:

Note: This equipment has been tested and found to comply with the limits for a Class B digital device, pursuant to part 15 of the FCC Rules. These limits are designed to provide reasonable protection against harmful interference in a residential installation. This equipment generates, uses and can radiate radio frequency energy and, if not installed and used in accordance with the instructions, may cause harmful interference to radio communications. However, there is no guarantee that interference will not occur in a particular installation. If this equipment does cause harmful interference to radio or television reception, which can be determined by turning the equipment off and on, the user is encouraged to try to correct the interference by one or more of the following measures:

- Reorient or relocate the receiving antenna.
- Increase the separation between the equipment and receiver.
- Connect the equipment into an outlet on a circuit different from that to which the receiver is connected.
- Consult the dealer or an experienced radio/TV technician for help.

ISED Warning

This device complies with Innovation, Science, and Economic Development Canada licence-exempt RSS standard(s). Operation is subject to the following two conditions: (1) this device may not cause interference, and (2) this device must accept any interference, including interference that may cause undesired operation of the device.

Le présent appareil est conforme aux CNR d' Innovation, Sciences et Développement économique Canada applicables aux appareils radio exempts de licence. L'exploitation est autorisée aux deux conditions suivantes :





- (1) l'appareil nedit pas produire de brouillage, et
- (2) l'utilisateur de l'appareil doit accepter tout brouillage radioélectrique subi, même si le brouillage est susceptible d'en compromettre le fonctionnement.

Radiation Exposure Statement:

The device has been tested and comply with FCC/ISED SAR limits. This equipment should be installed and operated with minimum distance 5mm between the radiator& your body.

Déclaration d'exposition aux radiations:

L'appareil a été testé et est conforme aux limites SAR de la FCC/ISED. Cet équipement doit être installé et utilisé avec une distance minimale de 5mm entre le radiateur et votre corps.

Label
<div>Trade Mark:Yealink</div> <div>Product Name:Bluetooth USB Dongle</div> <div>Model:BT51A</div> <div>This device complies with part 15 of the FCC Rules.</div> <div>Operation is subject to the following two conditions:</div> <div>(1) this device may not cause harmful interference, and</div> <div>(2) this device must accept any interference received, including interference that may cause undesired operation.</div> <div>IC:CAN ICES-3(B)/NMB-3(B)</div> <div>FCC ID:T2C-BT51AV2</div> <div>IC:10741A-BT51AV2</div> <div>HVIN:BT51AV2</div> <div></div> <div>Yealink Network Technology Co.,Ltd</div> <div>No.666 Hu'an Rd,Huli District Ximen City, Fujian, P.R. China</div> <div>Made in China</div>