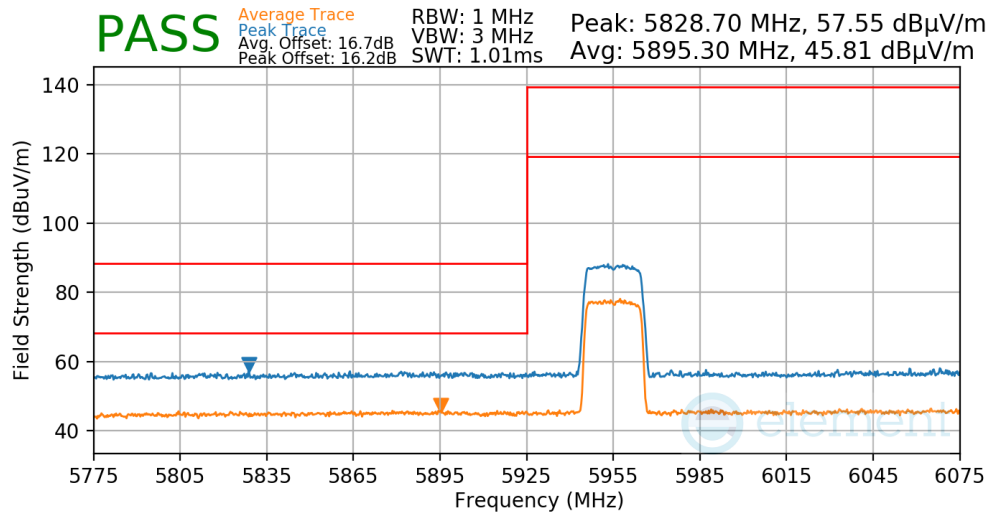
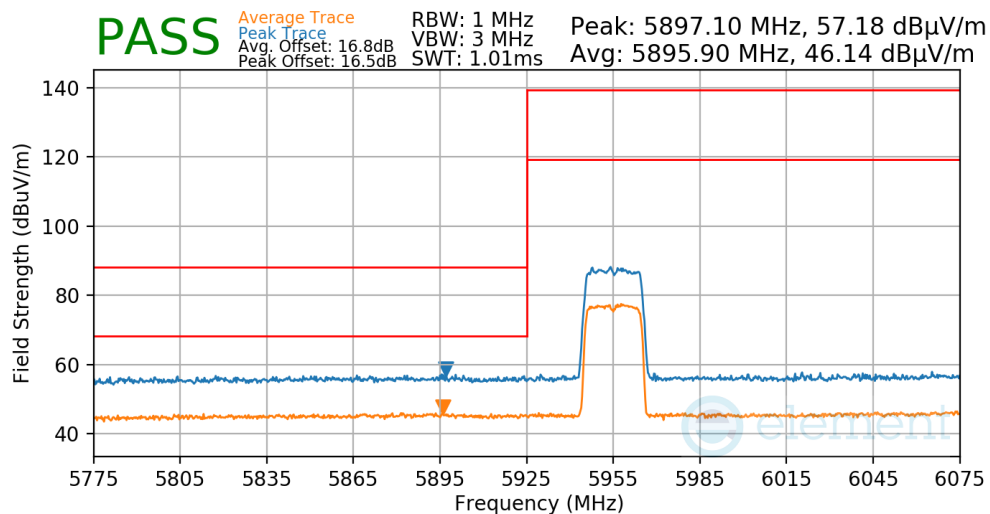


Worst Case Mode: 802.11ax  
 Worst Case Transfer Rate: MCS2  
 Distance of Measurements: 3 Meters  
 Operating Frequency: 5955MHz  
 Channel: 1



**Plot 7-641. Antenna WF5t Radiated Lower Band Edge (Peak/Average – UNII Band 5)**

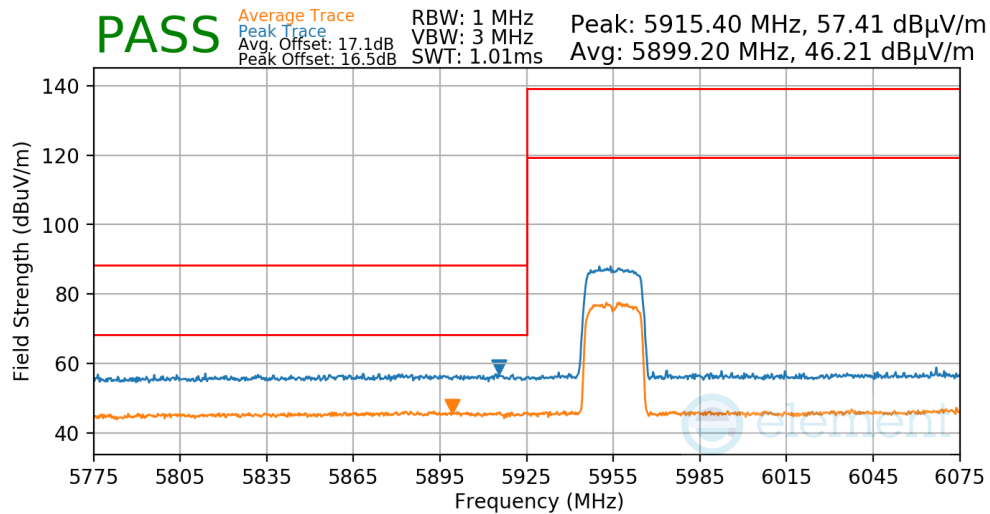
Worst Case Mode: 802.11ax  
 Worst Case Transfer Rate: MCS4  
 Distance of Measurements: 3 Meters  
 Operating Frequency: 5955MHz  
 Channel: 1



**Plot 7-642. Antenna WF5t Radiated Lower Band Edge (Peak/Average – UNII Band 5)**

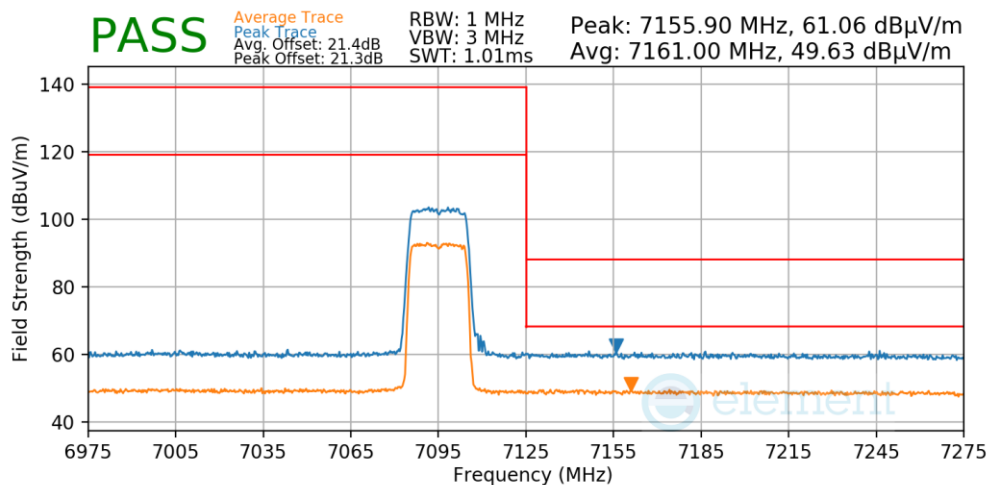
FCC ID: BCGA2759 IC: 579C-A2759		MEASUREMENT REPORT (CERTIFICATION)	Approved by: Technical Manager
Test Report S/N: 1C2205090024-11-R2.BCG	Test Dates: 05/27/2022 - 9/26/2022	EUT Type: Tablet Device	Page 225 of 280

Worst Case Mode: 802.11ax  
Worst Case Transfer Rate: MCS11  
Distance of Measurements: 3 Meters  
Operating Frequency: 5955MHz  
Channel: 1



**Plot 7-643. Antenna WF5t Radiated Lower Band Edge (Peak/Average – UNII Band 5)**

Worst Case Mode: 802.11ax  
Worst Case Transfer Rate: MCS2  
Distance of Measurements: 3 Meters  
Operating Frequency: 7095MHz  
Channel: 229

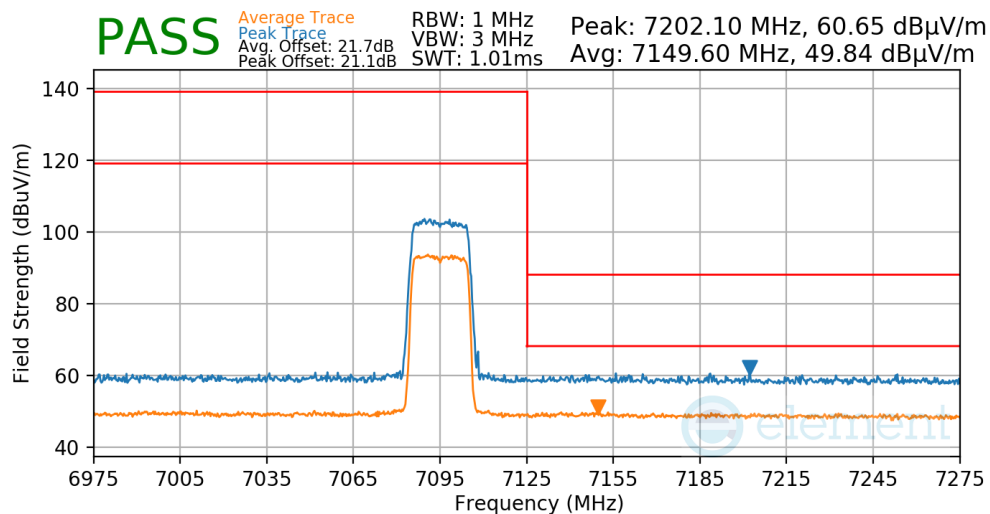


**Plot 7-644. Antenna WF5t Radiated Upper Band Edge (Peak/Average – UNII Band 8)**

FCC ID: BCGA2759 IC: 579C-A2759		MEASUREMENT REPORT (CERTIFICATION)	Approved by: Technical Manager
Test Report S/N: 1C2205090024-11-R2.BCG	Test Dates: 05/27/2022 - 9/26/2022	EUT Type: Tablet Device	Page 226 of 280

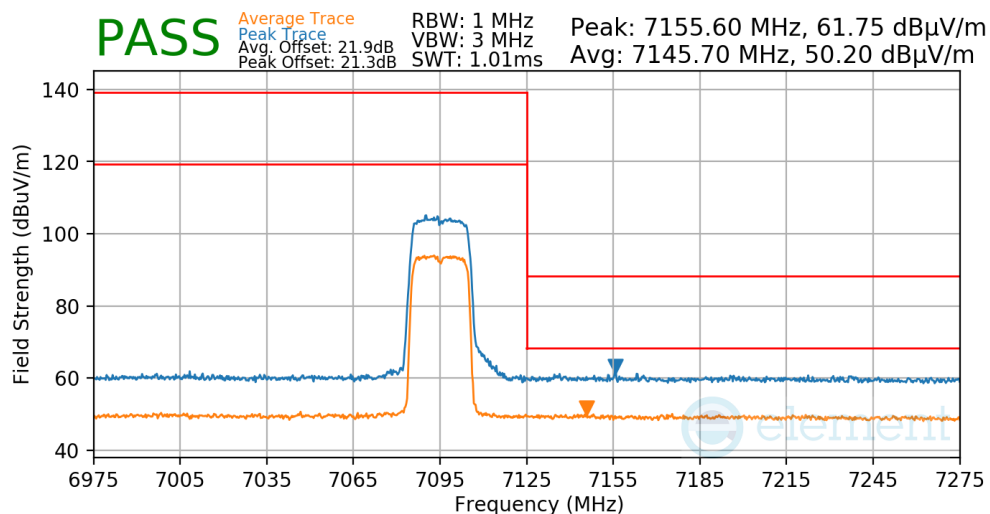
V 10.5 12/15/2021

Worst Case Mode: 802.11ax  
 Worst Case Transfer Rate: MCS4  
 Distance of Measurements: 3 Meters  
 Operating Frequency: 7095MHz  
 Channel: 229



**Plot 7-645. Antenna WF5t Radiated Upper Band Edge (Peak/Average – UNII Band 8)**

Worst Case Mode: 802.11ax  
 Worst Case Transfer Rate: MCS11  
 Distance of Measurements: 3 Meters  
 Operating Frequency: 7095MHz  
 Channel: 229

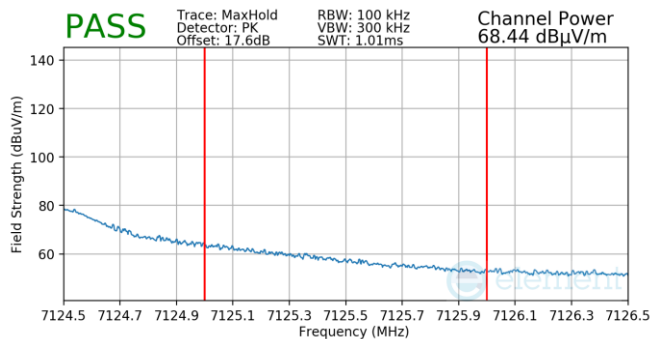


**Plot 7-646. Antenna WF5t Radiated Upper Band Edge (Peak/Average – UNII Band 8)**

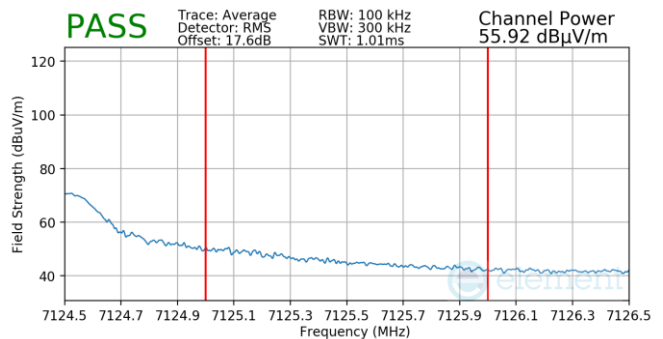
FCC ID: BCGA2759 IC: 579C-A2759		MEASUREMENT REPORT (CERTIFICATION)	Approved by: Technical Manager
Test Report S/N: 1C2205090024-11-R2.BCG	Test Dates: 05/27/2022 - 9/26/2022	EUT Type: Tablet Device	Page 227 of 280

V 10.5 12/15/2021

Worst Case Mode: 802.11ax  
Worst Case Transfer Rate: MCS2  
Distance of Measurements: 3 Meters  
Operating Frequency: 7115MHz  
Channel: 233

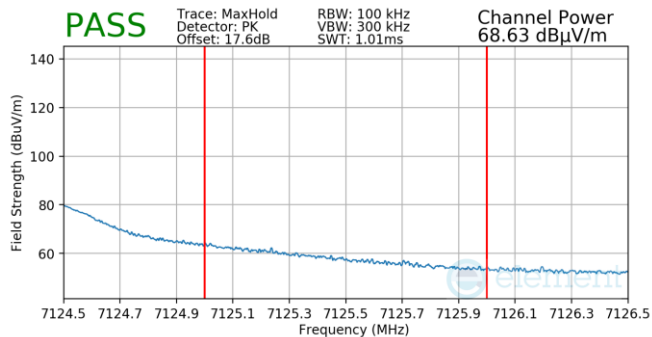


**Plot 7-647. Antenna WF5t Radiated Upper Band Edge (Peak – UNII Band 8)**

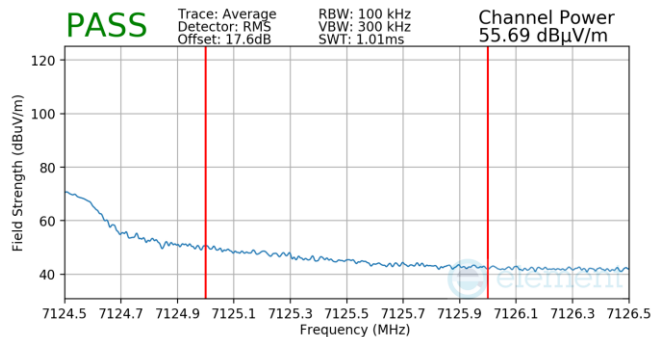


**Plot 7-648. Antenna WF5t Radiated Upper Band Edge (Average – UNII Band 8)**

Worst Case Mode: 802.11ax  
Worst Case Transfer Rate: MCS4  
Distance of Measurements: 3 Meters  
Operating Frequency: 7115MHz  
Channel: 233



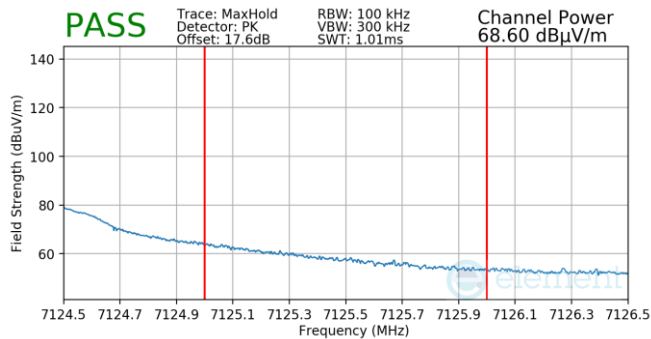
**Plot 7-649. Antenna WF5t Radiated Upper Band Edge (Peak – UNII Band 8)**



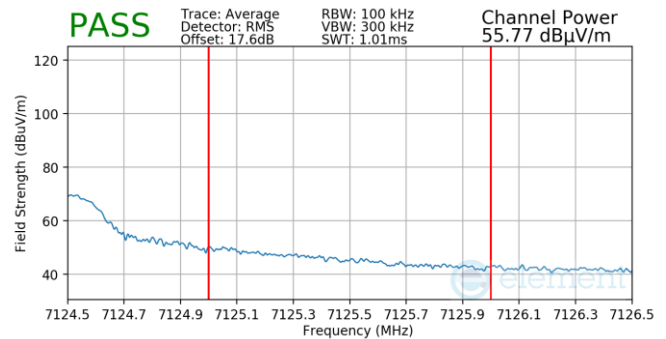
**Plot 7-650. Antenna WF5t Radiated Upper Band Edge (Average – UNII Band 8)**

FCC ID: BCGA2759 IC: 579C-A2759		MEASUREMENT REPORT (CERTIFICATION)	Approved by: Technical Manager
Test Report S/N: 1C2205090024-11-R2.BCG	Test Dates: 05/27/2022 - 9/26/2022	EUT Type: Tablet Device	Page 228 of 280

Worst Case Mode: 802.11ax  
 Worst Case Transfer Rate: MCS11  
 Distance of Measurements: 3 Meters  
 Operating Frequency: 7115MHz  
 Channel: 233



**Plot 7-651. Antenna WF5t Radiated Upper Band Edge (Peak – UNII Band 8)**



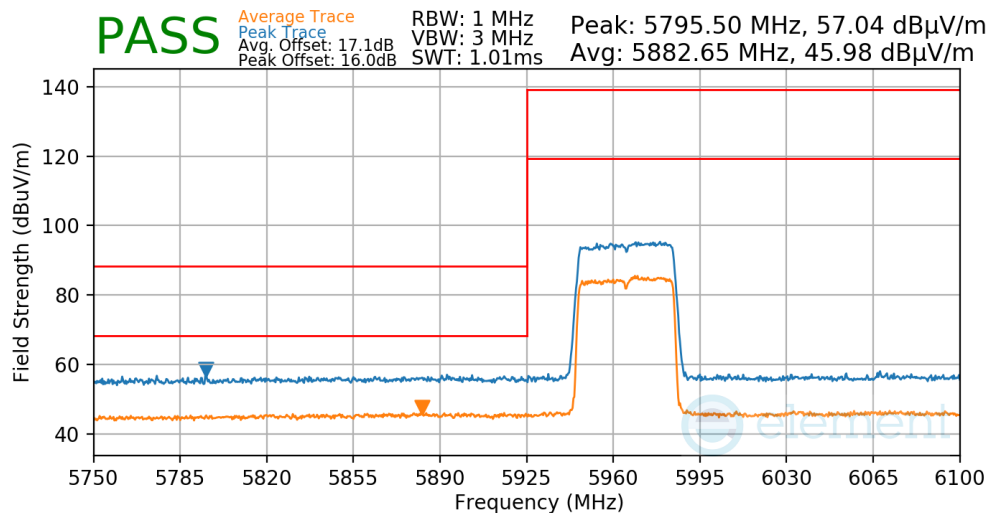
**Plot 7-652. Antenna WF5t Radiated Upper Band Edge (Average – UNII Band 8)**

<b>FCC ID:</b> BCGA2759 <b>IC:</b> 579C-A2759			<b>MEASUREMENT REPORT</b> <b>(CERTIFICATION)</b>	<b>Approved by:</b> Technical Manager
<b>Test Report S/N:</b> 1C2205090024-11-R2.BCG	<b>Test Dates:</b> 05/27/2022 - 9/26/2022	<b>EUT Type:</b> Tablet Device	Page 229 of 280	

## 7.7.5 Antenna WF5t Radiated Band Edge Measurements (40MHz BW)

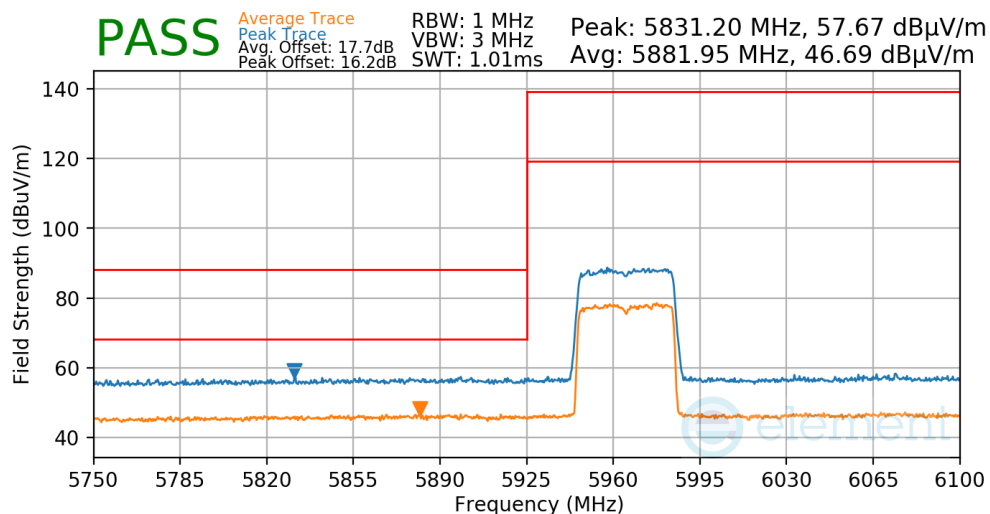
§15.407(b.1)(b.2) §15.205 §15.209; RSS-Gen [8.9]

Worst Case Mode:	802.11ax
Worst Case Transfer Rate:	MCS2
Distance of Measurements:	3 Meters
Operating Frequency:	5965MHz
Channel:	3



**Plot 7-653. Antenna WF5t Radiated Lower Band Edge (Peak & Average – UNII Band 5)**

Worst Case Mode:	802.11ax
Worst Case Transfer Rate:	MCS4
Distance of Measurements:	3 Meters
Operating Frequency:	5965MHz
Channel:	3

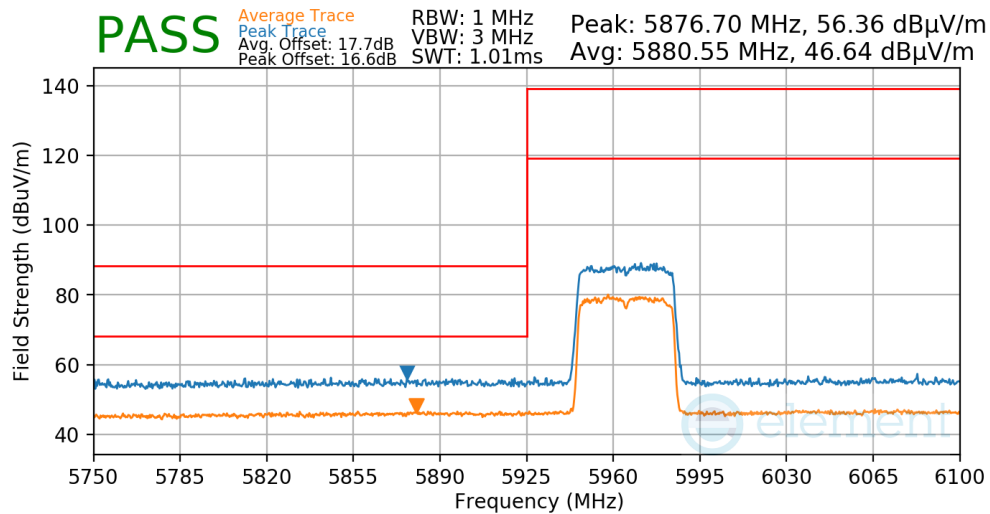


**Plot 7-654. Antenna WF5t Radiated Lower Band Edge (Peak & Average – UNII Band 5)**

FCC ID: BCGA2759 IC: 579C-A2759	 <b>MEASUREMENT REPORT (CERTIFICATION)</b>		Approved by: Technical Manager
Test Report S/N: 1C2205090024-11-R2.BCG	Test Dates: 05/27/2022 - 9/26/2022	EUT Type: Tablet Device	Page 230 of 280

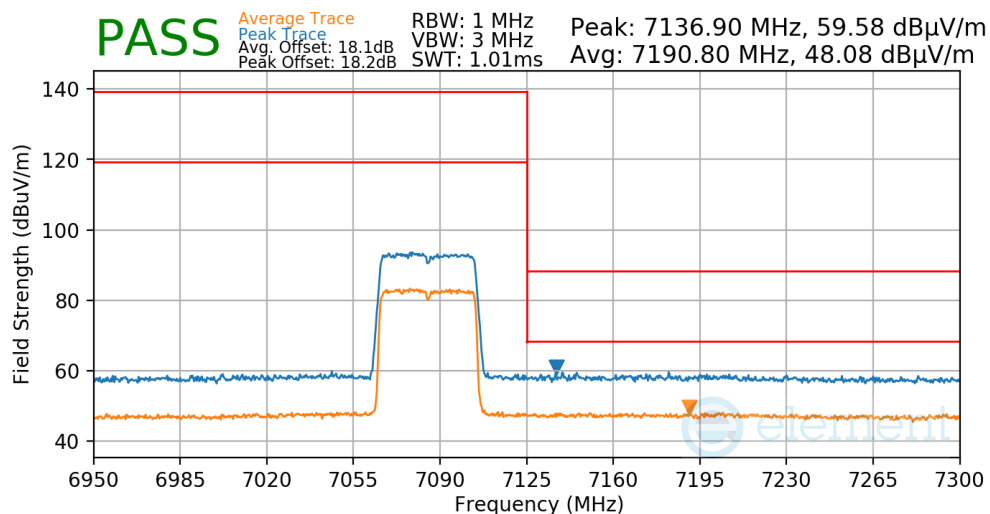
V 10.5 12/15/2021

Worst Case Mode: 802.11ax  
 Worst Case Transfer Rate: MCS11  
 Distance of Measurements: 3 Meters  
 Operating Frequency: 5965MHz  
 Channel: 3



**Plot 7-655. Antenna WF5t Radiated Lower Band Edge (Peak & Average – UNII Band 5)**

Worst Case Mode: 802.11ax  
 Worst Case Transfer Rate: MCS2  
 Distance of Measurements: 3 Meters  
 Operating Frequency: 7085MHz  
 Channel: 227

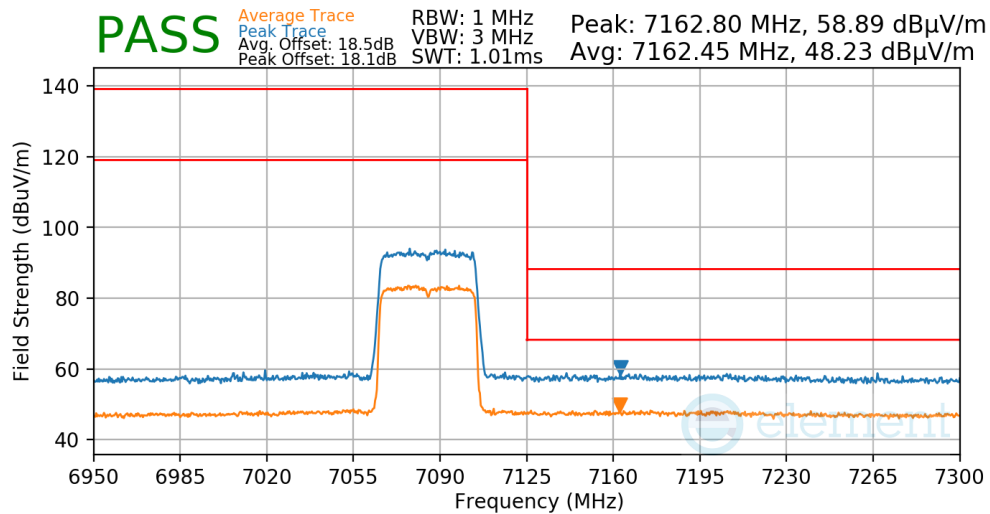


**Plot 7-656. Antenna WF5t Radiated Upper Band Edge (Peak & Average – UNII Band 8)**

FCC ID: BCGA2759 IC: 579C-A2759	 <b>MEASUREMENT REPORT (CERTIFICATION)</b>		Approved by: Technical Manager
Test Report S/N: 1C2205090024-11-R2.BCG	Test Dates: 05/27/2022 - 9/26/2022	EUT Type: Tablet Device	Page 231 of 280

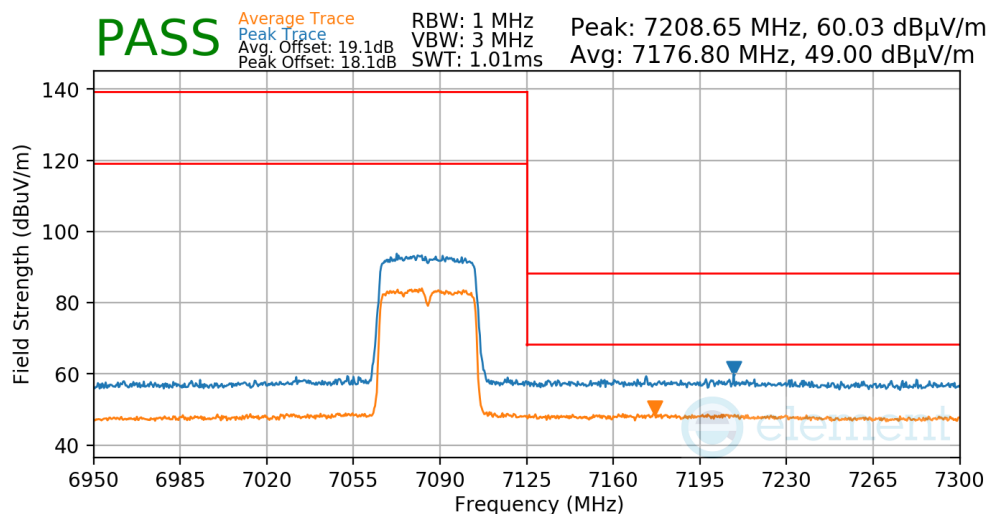
V 10.5 12/15/2021

Worst Case Mode: 802.11ax  
 Worst Case Transfer Rate: MCS4  
 Distance of Measurements: 3 Meters  
 Operating Frequency: 7085MHz  
 Channel: 227



**Plot 7-657. Antenna WF5t Radiated Upper Band Edge (Peak & Average – UNII Band 8)**

Worst Case Mode: 802.11ax  
 Worst Case Transfer Rate: MCS11  
 Distance of Measurements: 3 Meters  
 Operating Frequency: 7085MHz  
 Channel: 227



**Plot 7-658. Antenna WF5t Radiated Upper Band Edge (Peak & Average – UNII Band 8)**

FCC ID: BCGA2759 IC: 579C-A2759	 <b>MEASUREMENT REPORT</b> (CERTIFICATION)		Approved by: Technical Manager
Test Report S/N: 1C2205090024-11-R2.BCG	Test Dates: 05/27/2022 - 9/26/2022	EUT Type: Tablet Device	Page 232 of 280

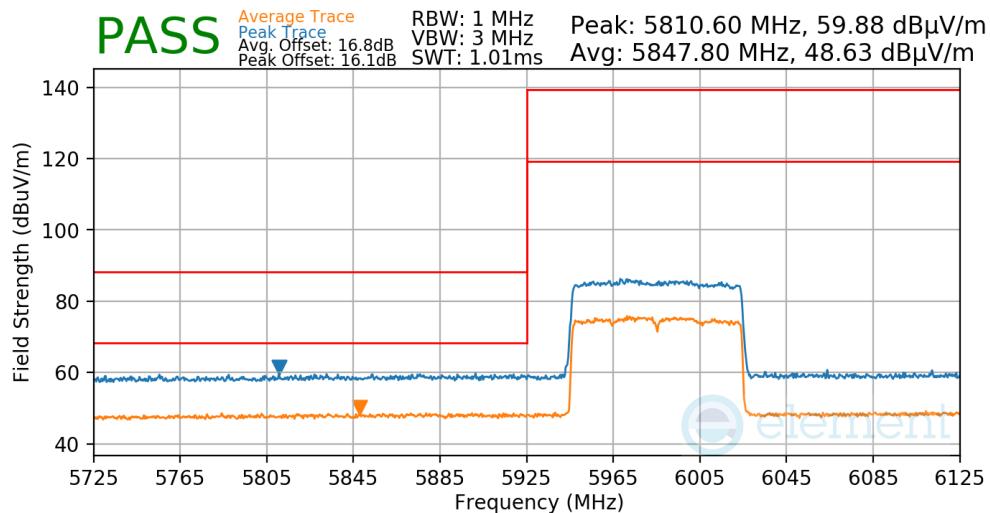
V 10.5 12/15/2021



## 7.7.6 Antenna WF5t Radiated Band Edge Measurements (80MHz BW)

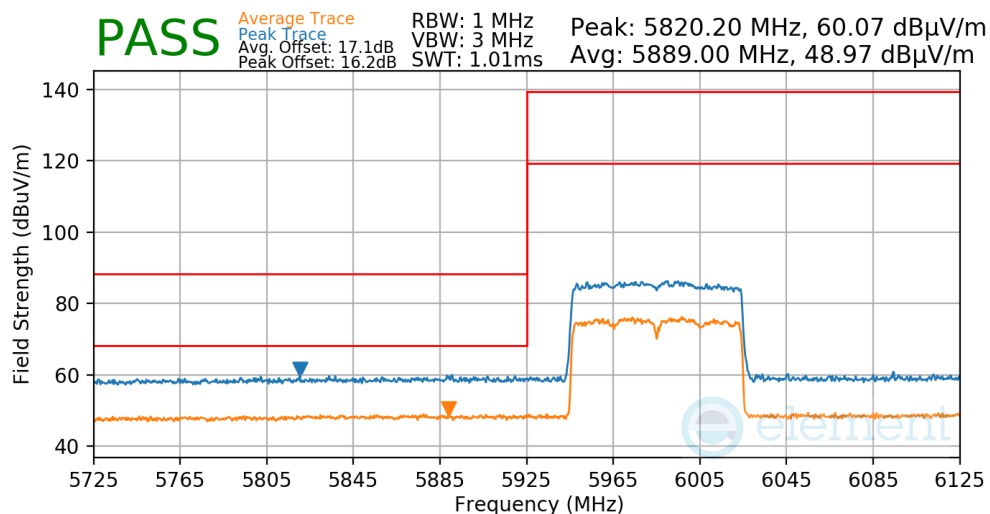
§15.407(b.1)(b.2) §15.205 §15.209; RSS-Gen [8.9]

Worst Case Mode:	802.11ax
Worst Case Transfer Rate:	MCS2
Distance of Measurements:	3 Meters
Operating Frequency:	5985MHz
Channel:	7



**Plot 7-659. Antenna WF5t Radiated Lower Band Edge (Peak & Average – UNII Band 5)**

Worst Case Mode:	802.11ax
Worst Case Transfer Rate:	MCS4
Distance of Measurements:	3 Meters
Operating Frequency:	5985MHz
Channel:	7

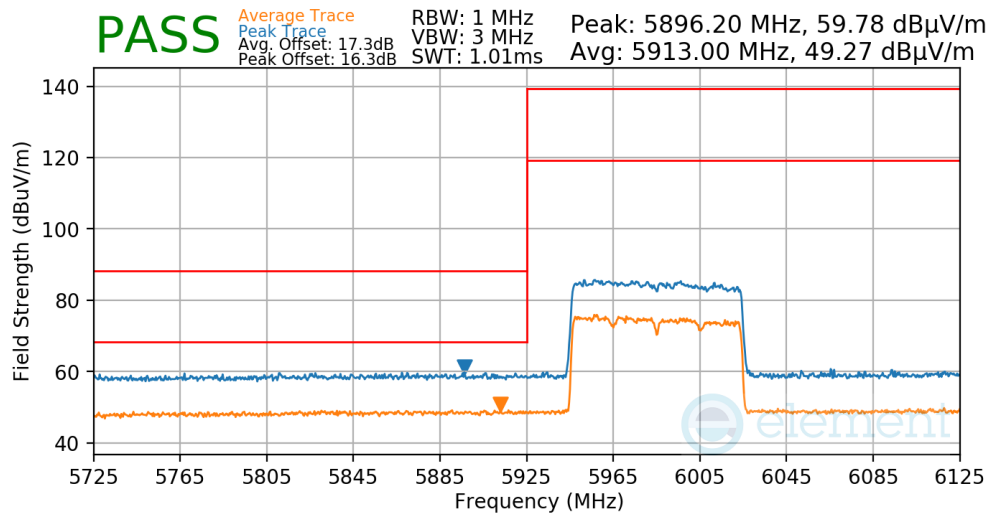


**Plot 7-660. Antenna WF5t Radiated Lower Band Edge (Peak & Average – UNII Band 5)**

FCC ID: BCGA2759 IC: 579C-A2759		MEASUREMENT REPORT (CERTIFICATION)	Approved by: Technical Manager
Test Report S/N: 1C2205090024-11-R2.BCG	Test Dates: 05/27/2022 - 9/26/2022	EUT Type: Tablet Device	Page 233 of 280

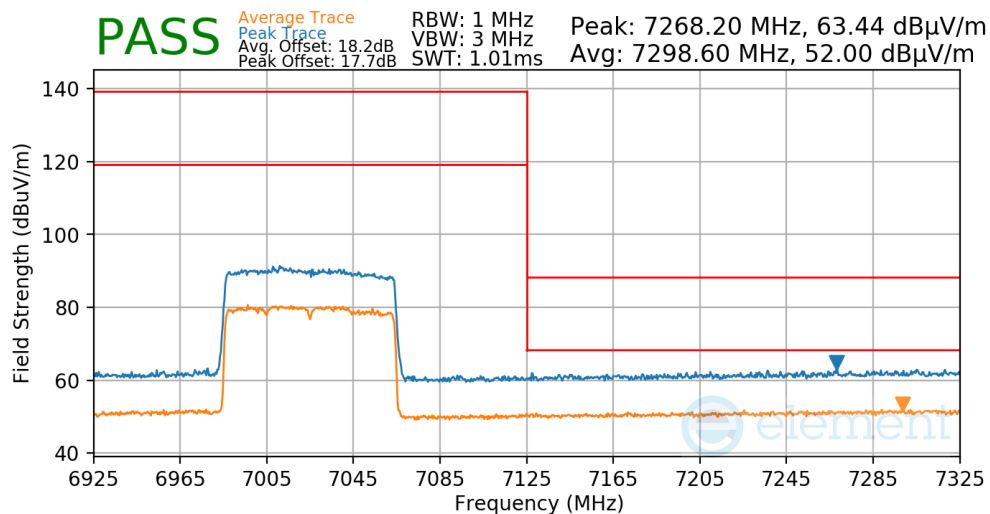
V 10.5 12/15/2021

Worst Case Mode: 802.11ax  
 Worst Case Transfer Rate: MCS11  
 Distance of Measurements: 3 Meters  
 Operating Frequency: 5985MHz  
 Channel: 7



**Plot 7-661. Antenna WF5t Radiated Lower Band Edge (Peak & Average – UNII Band 5)**

Worst Case Mode: 802.11ax  
 Worst Case Transfer Rate: MCS2  
 Distance of Measurements: 3 Meters  
 Operating Frequency: 7025MHz  
 Channel: 215

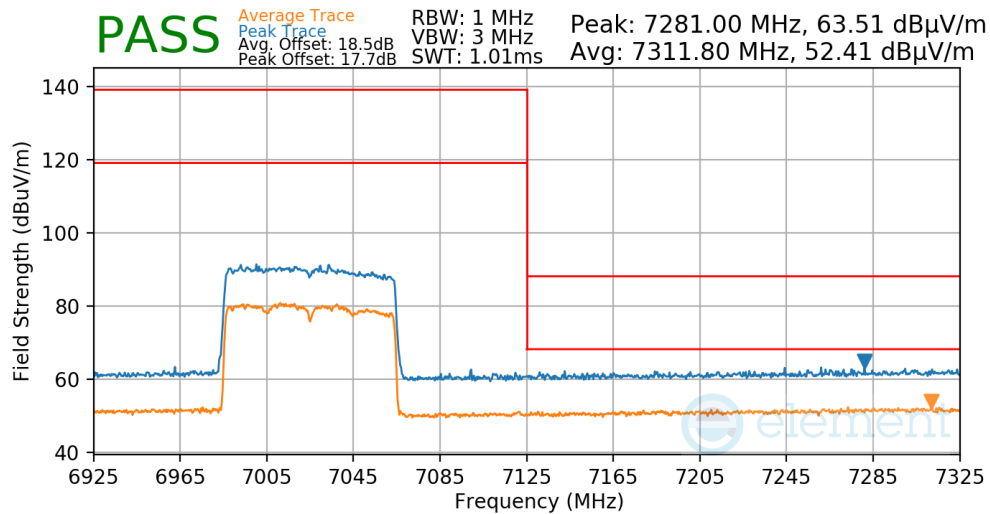


**Plot 7-662. Antenna WF5t Radiated Upper Band Edge (Peak & Average – UNII Band 8)**

FCC ID: BCGA2759 IC: 579C-A2759	 <b>MEASUREMENT REPORT</b> (CERTIFICATION)		Approved by: Technical Manager
Test Report S/N: 1C2205090024-11-R2.BCG	Test Dates: 05/27/2022 - 9/26/2022	EUT Type: Tablet Device	Page 234 of 280

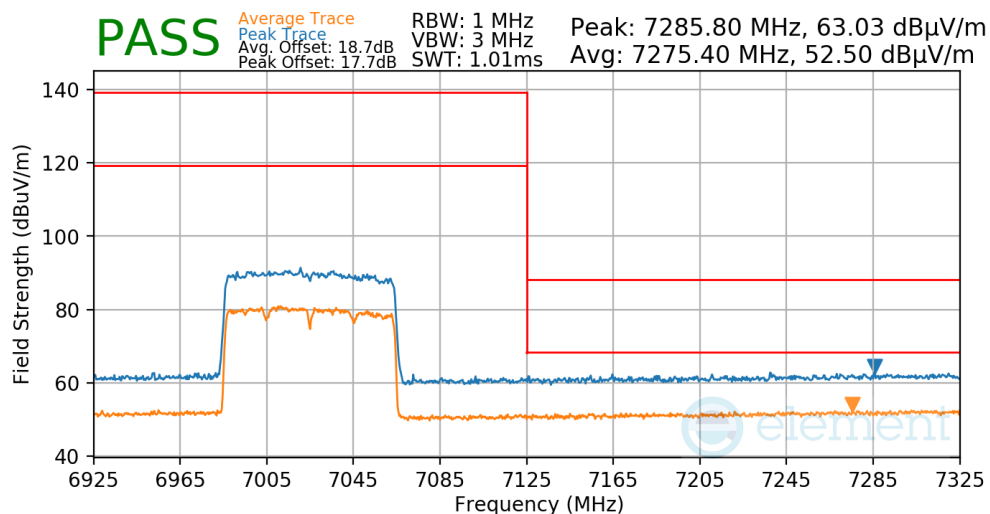
V 10.5 12/15/2021

Worst Case Mode: 802.11ax  
 Worst Case Transfer Rate: MCS4  
 Distance of Measurements: 3 Meters  
 Operating Frequency: 7025MHz  
 Channel: 215



**Plot 7-663. Antenna WF5t Radiated Upper Band Edge (Peak & Average – UNII Band 8)**

Worst Case Mode: 802.11ax  
 Worst Case Transfer Rate: MCS11  
 Distance of Measurements: 3 Meters  
 Operating Frequency: 7025MHz  
 Channel: 215



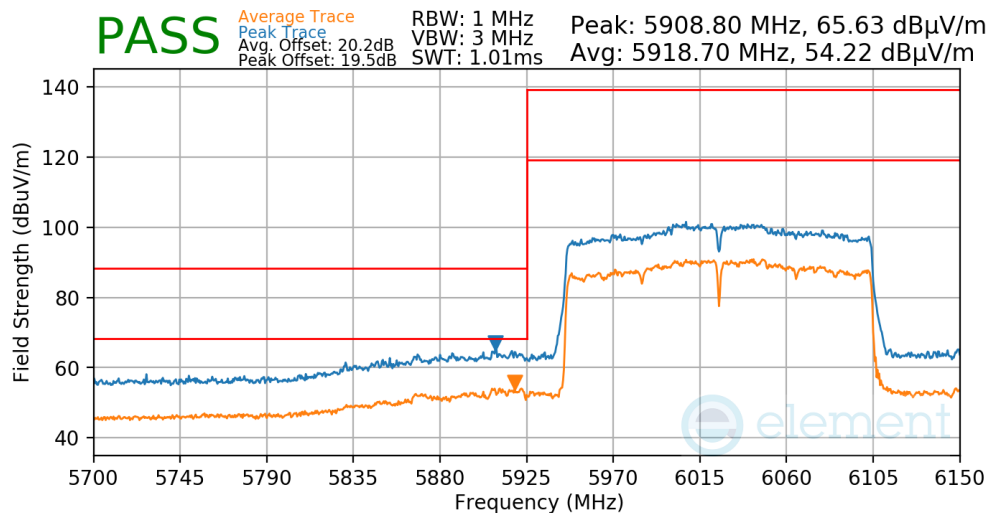
**Plot 7-664. Antenna WF5t Radiated Upper Band Edge (Peak & Average – UNII Band 8)**

FCC ID: BCGA2759 IC: 579C-A2759		MEASUREMENT REPORT (CERTIFICATION)	Approved by: Technical Manager
Test Report S/N: 1C2205090024-11-R2.BCG	Test Dates: 05/27/2022 - 9/26/2022	EUT Type: Tablet Device	Page 235 of 280

V 10.5 12/15/2021

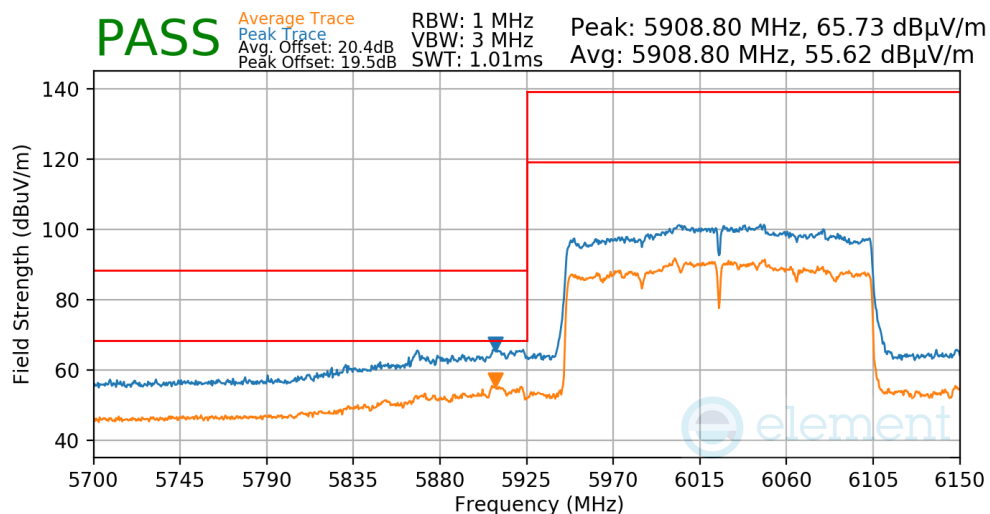
### 7.7.7 Antenna WF5t Radiated Band Edge Measurements (160MHz BW) §15.407(b.1)(b.2) §15.205 §15.209; RSS-Gen [8.9]

Worst Case Mode: 802.11ax  
Worst Case Transfer Rate: MCS2  
Distance of Measurements: 3 Meters  
Operating Frequency: 6025MHz  
Channel: 15



Plot 7-665. Antenna WF5t Radiated Lower Band Edge (Peak & Average – UNII Band 5)

Worst Case Mode: 802.11ax  
Worst Case Transfer Rate: MCS4  
Distance of Measurements: 3 Meters  
Operating Frequency: 6025MHz  
Channel: 15

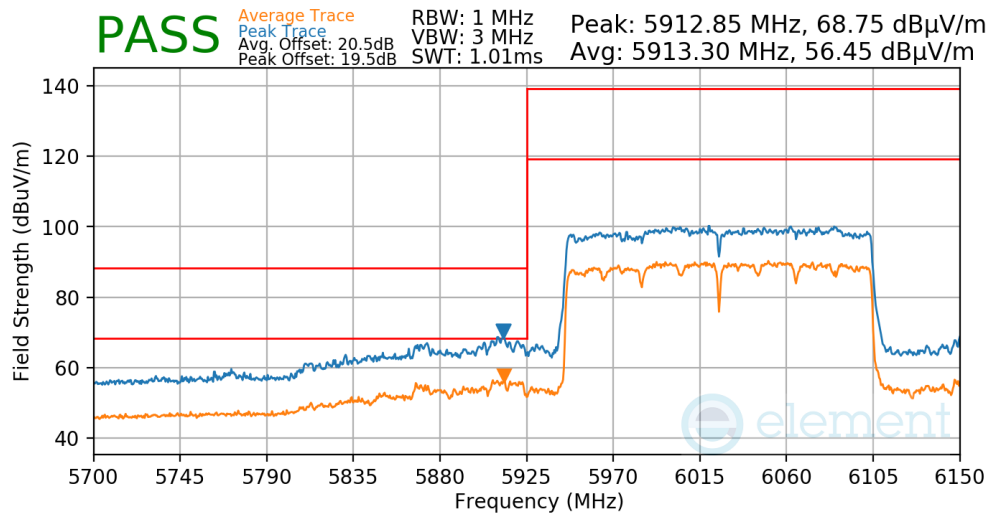


Plot 7-666. Antenna WF5t Radiated Lower Band Edge (Peak & Average – UNII Band 5)

FCC ID: BCGA2759 IC: 579C-A2759		MEASUREMENT REPORT (CERTIFICATION)	Approved by: Technical Manager
Test Report S/N: 1C2205090024-11-R2.BCG	Test Dates: 05/27/2022 - 9/26/2022	EUT Type: Tablet Device	Page 236 of 280

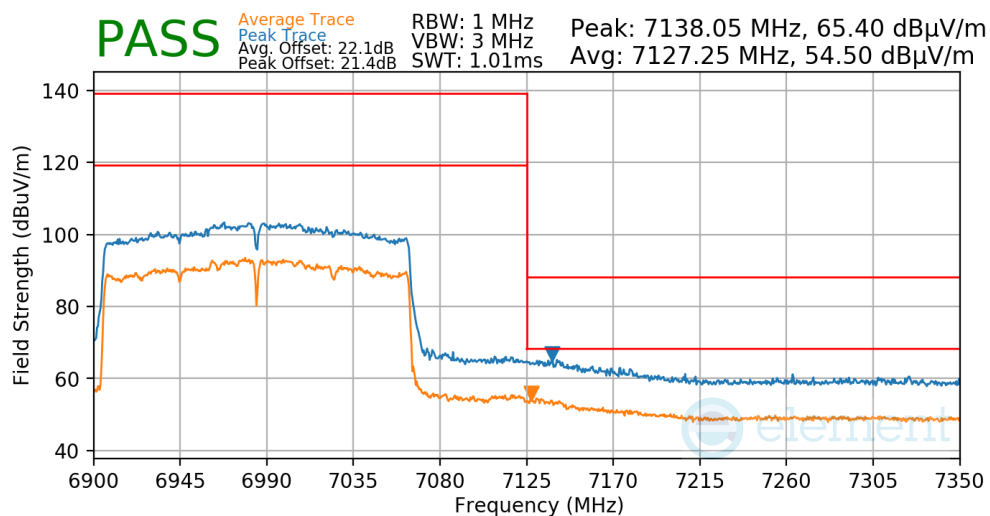
V 10.5 12/15/2021

Worst Case Mode: 802.11ax  
Worst Case Transfer Rate: MCS11  
Distance of Measurements: 3 Meters  
Operating Frequency: 6025MHz  
Channel: 15



**Plot 7-667. Antenna WF5t Radiated Lower Band Edge (Peak & Average – UNII Band 5)**

Worst Case Mode: 802.11ax  
Worst Case Transfer Rate: MCS2  
Distance of Measurements: 3 Meters  
Operating Frequency: 6985MHz  
Channel: 207

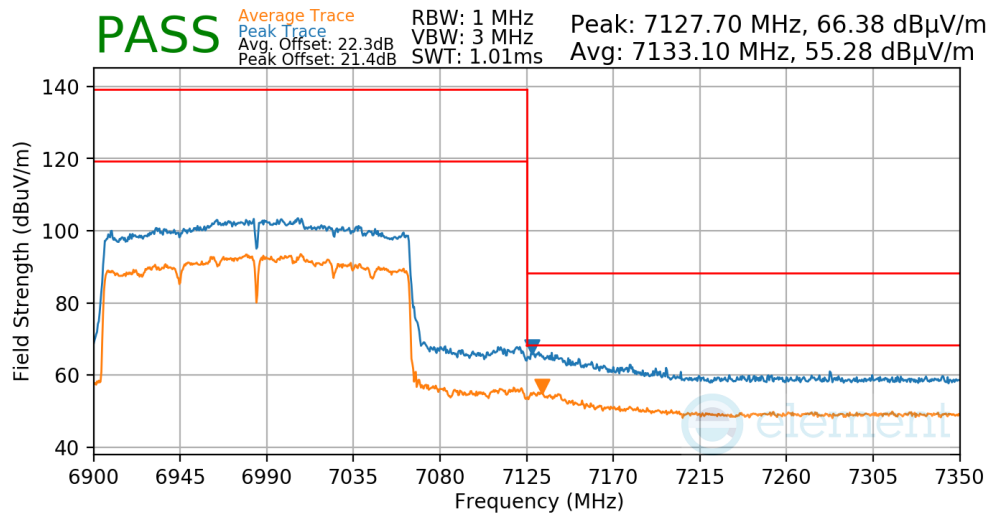


**Plot 7-668. Antenna WF5t Radiated Upper Band Edge (Peak & Average – UNII Band 8)**

FCC ID: BCGA2759 IC: 579C-A2759		MEASUREMENT REPORT (CERTIFICATION)	Approved by: Technical Manager
Test Report S/N: 1C2205090024-11-R2.BCG	Test Dates: 05/27/2022 - 9/26/2022	EUT Type: Tablet Device	Page 237 of 280

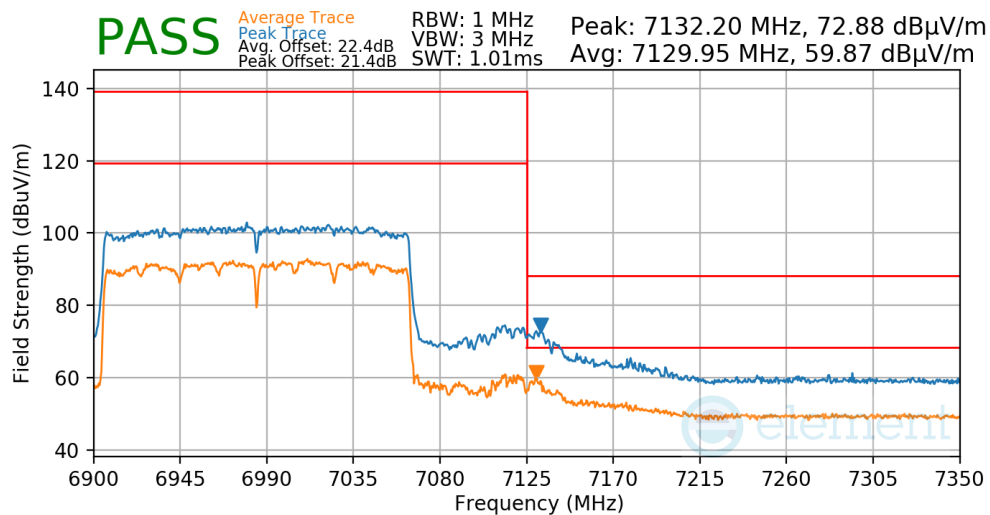
V 10.5 12/15/2021

Worst Case Mode: 802.11ax  
 Worst Case Transfer Rate: MCS4  
 Distance of Measurements: 3 Meters  
 Operating Frequency: 6985MHz  
 Channel: 207



**Plot 7-669. Antenna WF5t Radiated Upper Band Edge (Peak & Average – UNII Band 8)**

Worst Case Mode: 802.11ax  
 Worst Case Transfer Rate: MCS11  
 Distance of Measurements: 3 Meters  
 Operating Frequency: 6985MHz  
 Channel: 207



**Plot 7-670. Antenna WF5t Radiated Upper Band Edge (Peak & Average – UNII Band 8)**

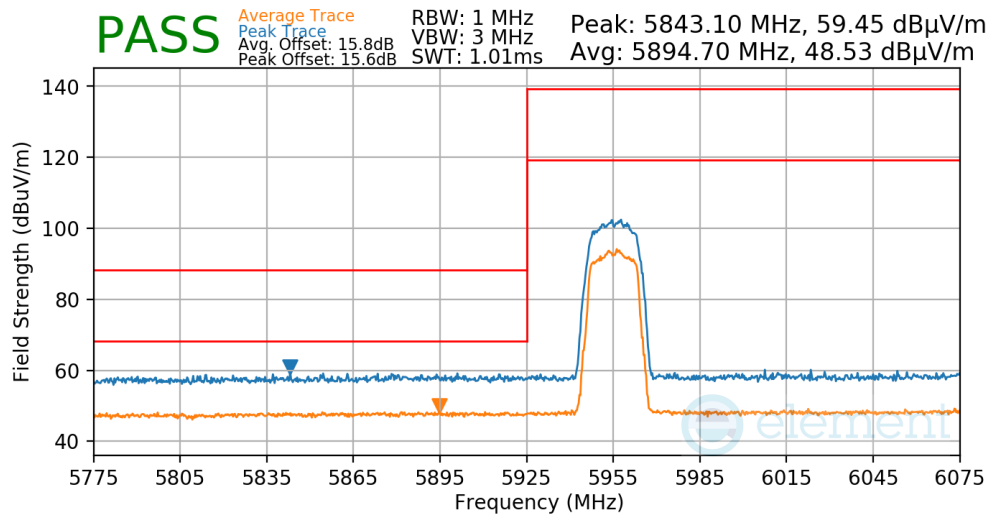
FCC ID: BCGA2759 IC: 579C-A2759		MEASUREMENT REPORT (CERTIFICATION)	Approved by: Technical Manager
Test Report S/N: 1C2205090024-11-R2.BCG	Test Dates: 05/27/2022 - 9/26/2022	EUT Type: Tablet Device	Page 238 of 280

V 10.5 12/15/2021

## 7.7.8 Antenna WF5b Radiated Band Edge Measurements (20MHz BW)

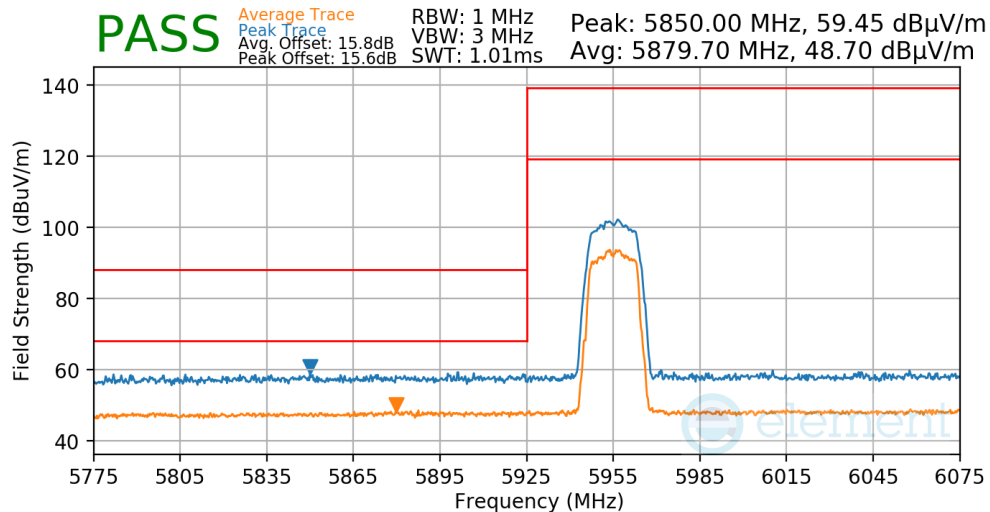
§15.407(b.1)(b.2) §15.205 §15.209; RSS-Gen [8.9]; RSS-Gen [8.9]

Worst Case Mode:	802.11a
Worst Case Transfer Rate:	12Mbps
Distance of Measurements:	3 Meters
Operating Frequency:	5955MHz
Channel:	1



**Plot 7-671. Antenna WF5b Radiated Lower Band Edge (Peak/Average – UNII Band 5)**

Worst Case Mode:	802.11a
Worst Case Transfer Rate:	24Mbps
Distance of Measurements:	3 Meters
Operating Frequency:	5955MHz
Channel:	1

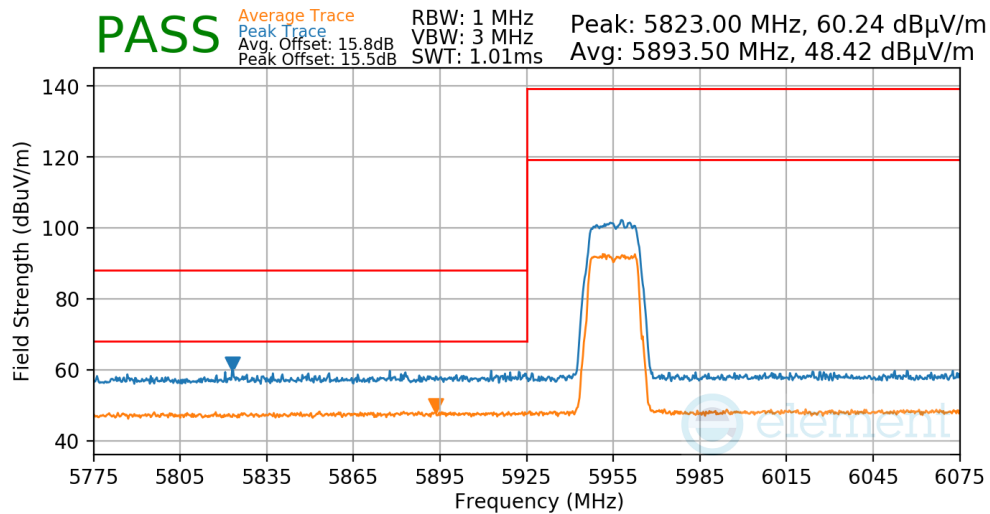


**Plot 7-672. Antenna WF5b Radiated Lower Band Edge (Peak/Average – UNII Band 5)**

FCC ID: BCGA2759 IC: 579C-A2759		MEASUREMENT REPORT (CERTIFICATION)	Approved by: Technical Manager
Test Report S/N: 1C2205090024-11-R2.BCG	Test Dates: 05/27/2022 - 9/26/2022	EUT Type: Tablet Device	Page 239 of 280

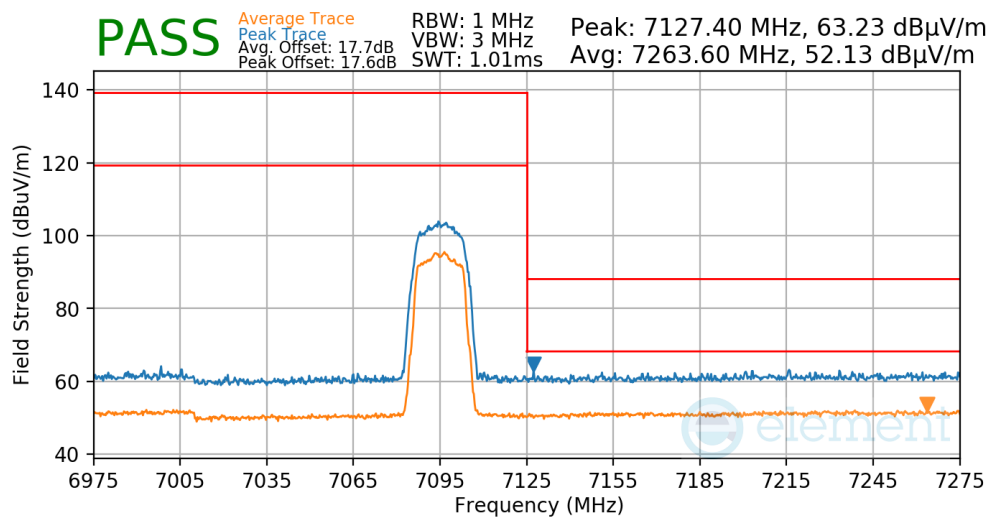
V 10.5 12/15/2021

Worst Case Mode: 802.11a  
 Worst Case Transfer Rate: 54Mbps  
 Distance of Measurements: 3 Meters  
 Operating Frequency: 5955MHz  
 Channel: 1



**Plot 7-673. Antenna WF5b Radiated Lower Band Edge (Peak/Average – UNII Band 5)**

Worst Case Mode: 802.11a  
 Worst Case Transfer Rate: 12Mbps  
 Distance of Measurements: 3 Meters  
 Operating Frequency: 7095MHz  
 Channel: 229



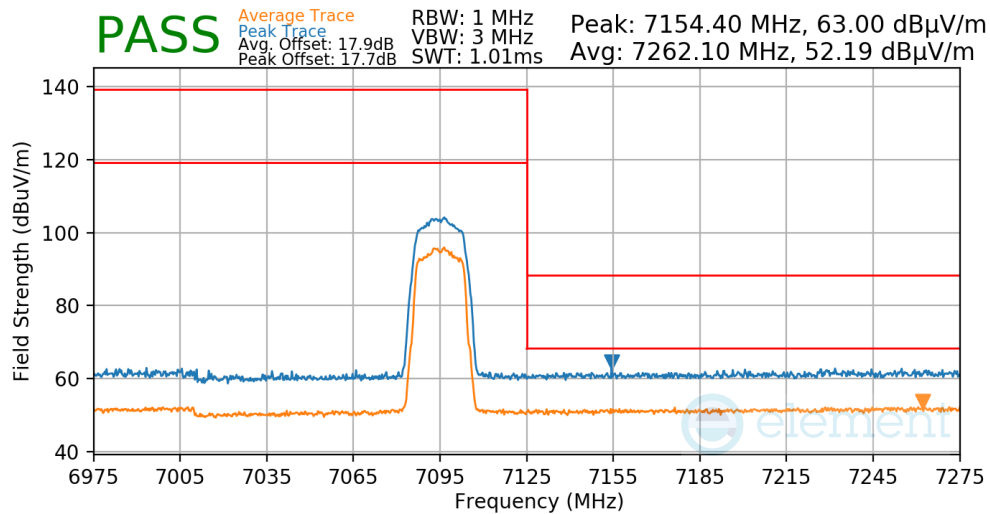
**Plot 7-674. Antenna WF5b Radiated Upper Band Edge (Peak/Average – UNII Band 8)**

FCC ID: BCGA2759 IC: 579C-A2759		MEASUREMENT REPORT (CERTIFICATION)	Approved by: Technical Manager
Test Report S/N: 1C2205090024-11-R2.BCG	Test Dates: 05/27/2022 - 9/26/2022	EUT Type: Tablet Device	Page 240 of 280

V 10.5 12/15/2021

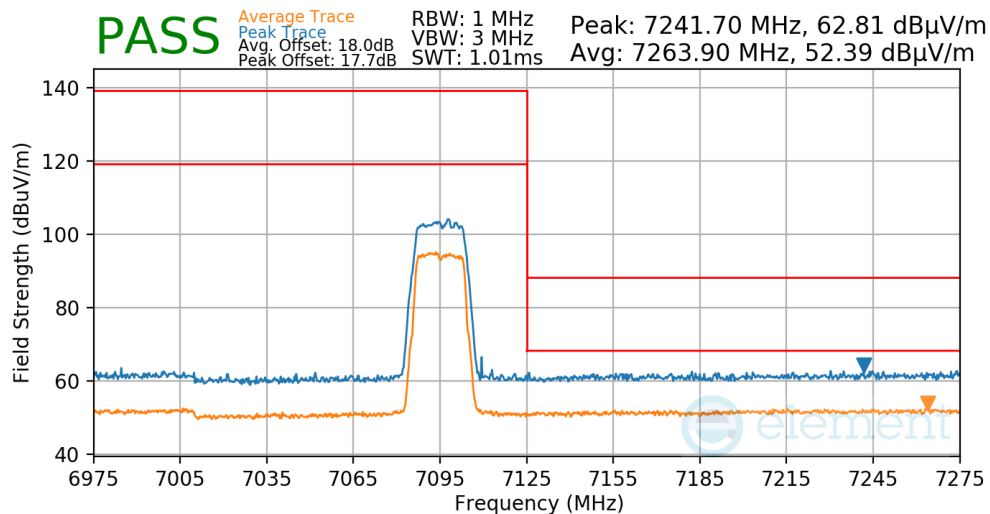


Worst Case Mode: 802.11a  
 Worst Case Transfer Rate: 24Mbps  
 Distance of Measurements: 3 Meters  
 Operating Frequency: 7095MHz  
 Channel: 229



**Plot 7-675. Antenna WF5b Radiated Upper Band Edge (Peak/Average – UNII Band 8)**

Worst Case Mode: 802.11a  
 Worst Case Transfer Rate: 54Mbps  
 Distance of Measurements: 3 Meters  
 Operating Frequency: 7095MHz  
 Channel: 229

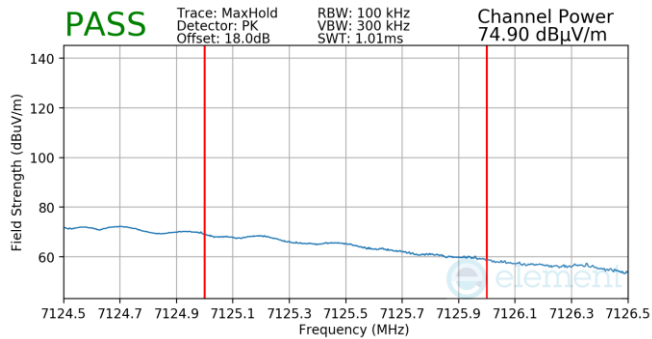


**Plot 7-676. Antenna WF5b Radiated Upper Band Edge (Peak/Average – UNII Band 8)**

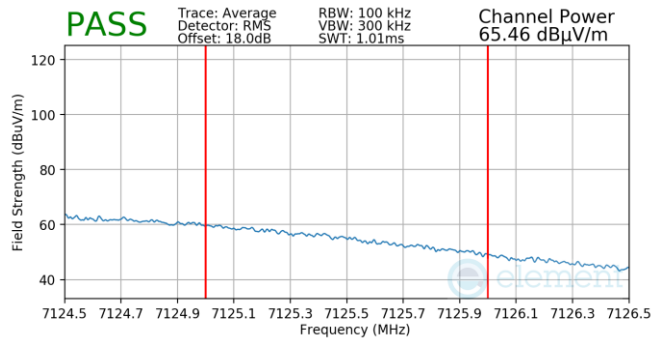
FCC ID: BCGA2759 IC: 579C-A2759		MEASUREMENT REPORT (CERTIFICATION)	Approved by: Technical Manager
Test Report S/N: 1C2205090024-11-R2.BCG	Test Dates: 05/27/2022 - 9/26/2022	EUT Type: Tablet Device	Page 241 of 280

V 10.5 12/15/2021

Worst Case Mode: 802.11a  
Worst Case Transfer Rate: 12Mbps  
Distance of Measurements: 3 Meters  
Operating Frequency: 7115MHz  
Channel: 233

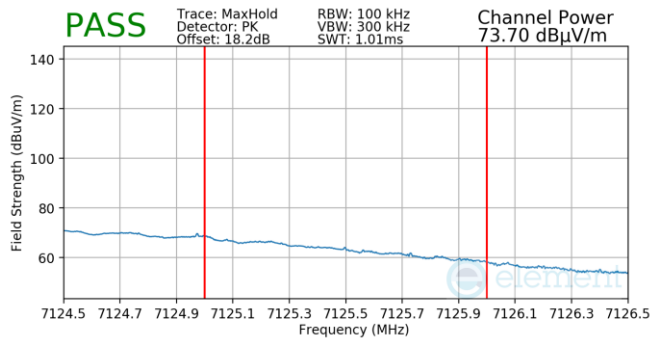


**Plot 7-677. Antenna WF5b Radiated Upper Band Edge (Peak – UNII Band 8)**

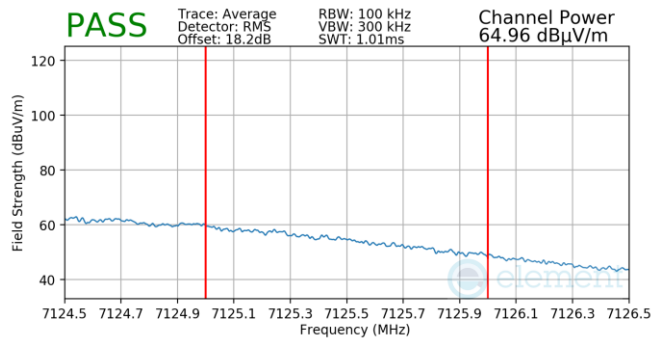


**Plot 7-678. Antenna WF5b Radiated Upper Band Edge (Average – UNII Band 8)**

Worst Case Mode: 802.11a  
Worst Case Transfer Rate: 24Mbps  
Distance of Measurements: 3 Meters  
Operating Frequency: 7115MHz  
Channel: 233



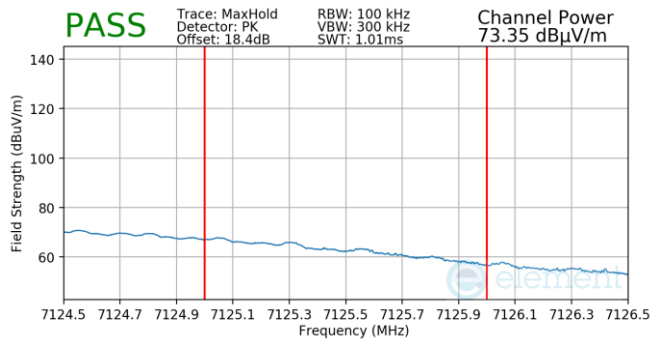
**Plot 7-679. Antenna WF5b Radiated Upper Band Edge (Peak – UNII Band 8)**



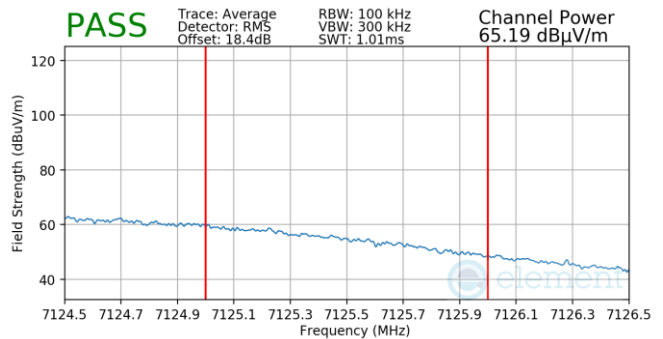
**Plot 7-680. Antenna WF5b Radiated Upper Band Edge (Average – UNII Band 8)**

FCC ID: BCGA2759 IC: 579C-A2759		MEASUREMENT REPORT (CERTIFICATION)		Approved by: Technical Manager
Test Report S/N: 1C2205090024-11-R2.BCG	Test Dates: 05/27/2022 - 9/26/2022	EUT Type: Tablet Device		Page 242 of 280

Worst Case Mode: 802.11a  
 Worst Case Transfer Rate: 54Mbps  
 Distance of Measurements: 3 Meters  
 Operating Frequency: 7115MHz  
 Channel: 233



**Plot 7-681. Antenna WF5b Radiated Upper Band Edge (Peak – UNII Band 8)**

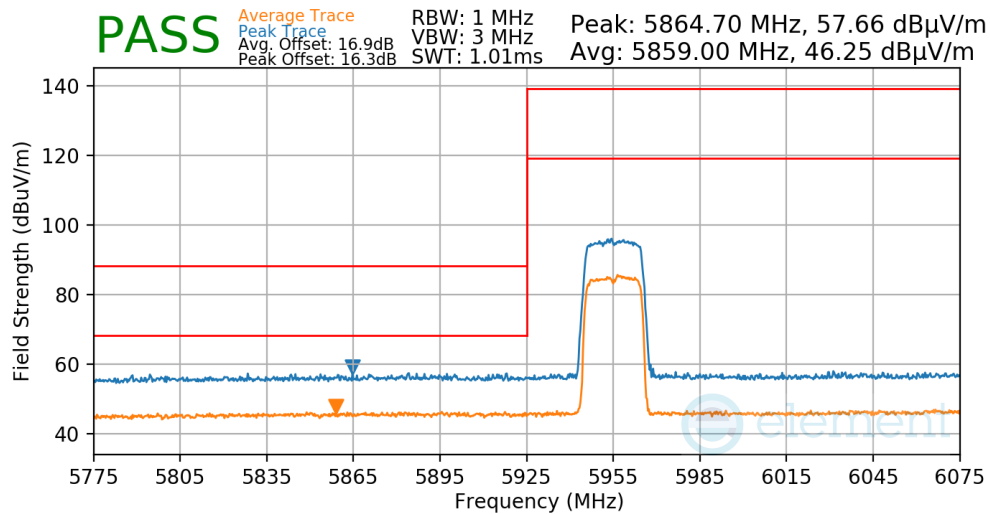


**Plot 7-682. Antenna WF5b Radiated Upper Band Edge (Average – UNII Band 8)**

<b>FCC ID:</b> BCGA2759 <b>IC:</b> 579C-A2759	 <b>MEASUREMENT REPORT</b> <b>(CERTIFICATION)</b>		<b>Approved by:</b> Technical Manager
<b>Test Report S/N:</b> 1C2205090024-11-R2.BCG	<b>Test Dates:</b> 05/27/2022 - 9/26/2022	<b>EUT Type:</b> Tablet Device	Page 243 of 280

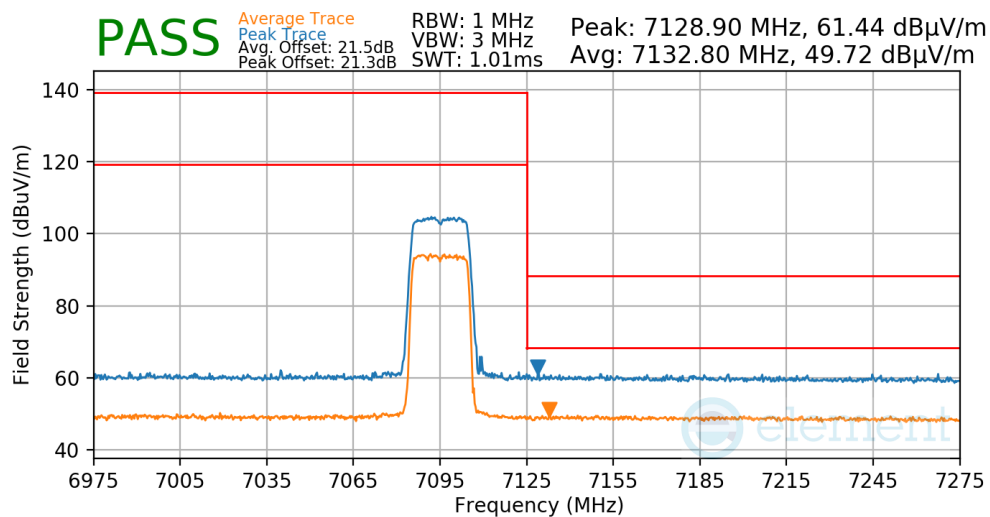


Worst Case Mode: 802.11ax  
 Worst Case Transfer Rate: MCS11  
 Distance of Measurements: 3 Meters  
 Operating Frequency: 5955MHz  
 Channel: 1



**Plot 7-685. Antenna WF5b Radiated Lower Band Edge (Peak/Average – UNII Band 5)**

Worst Case Mode: 802.11ax  
 Worst Case Transfer Rate: MCS2  
 Distance of Measurements: 3 Meters  
 Operating Frequency: 7095MHz  
 Channel: 229

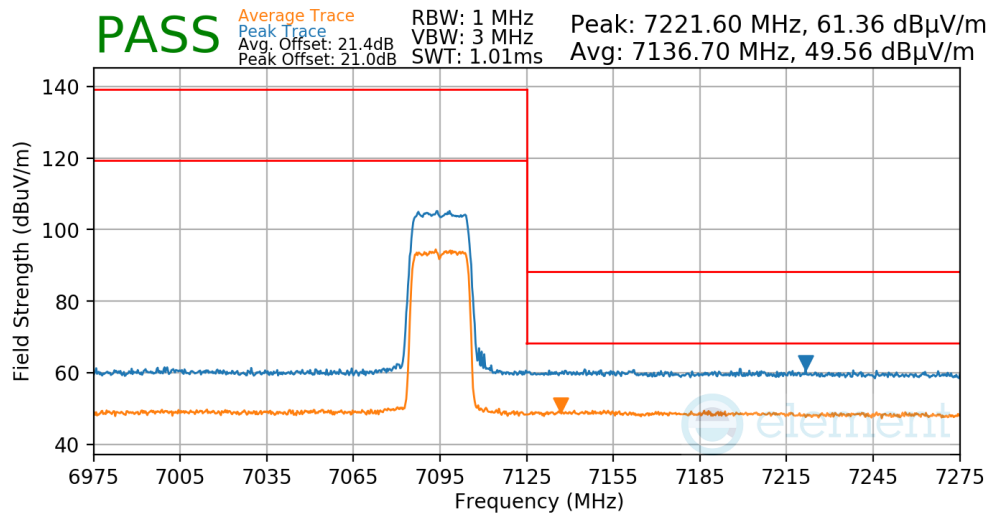


**Plot 7-686. Antenna WF5b Radiated Upper Band Edge (Peak/Average – UNII Band 8)**

FCC ID: BCGA2759 IC: 579C-A2759	 <b>MEASUREMENT REPORT (CERTIFICATION)</b>		Approved by: Technical Manager
Test Report S/N: 1C2205090024-11-R2.BCG	Test Dates: 05/27/2022 - 9/26/2022	EUT Type: Tablet Device	Page 245 of 280

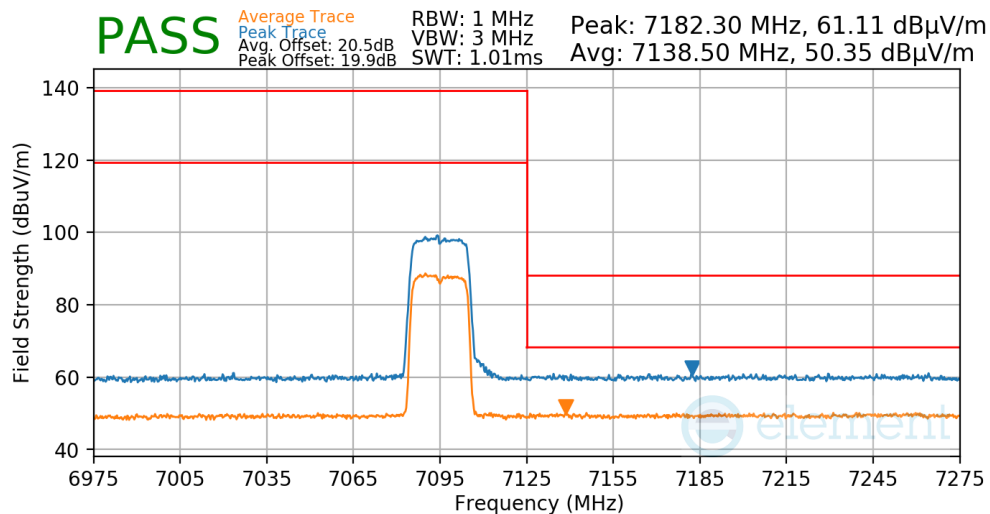
V 10.5 12/15/2021

Worst Case Mode: 802.11ax  
 Worst Case Transfer Rate: MCS4  
 Distance of Measurements: 3 Meters  
 Operating Frequency: 7095MHz  
 Channel: 229



**Plot 7-687. Antenna WF5b Radiated Upper Band Edge (Peak/Average – UNII Band 8)**

Worst Case Mode: 802.11ax  
 Worst Case Transfer Rate: MCS11  
 Distance of Measurements: 3 Meters  
 Operating Frequency: 7095MHz  
 Channel: 229

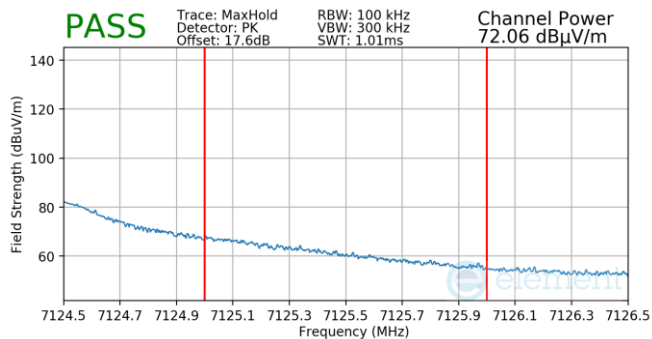


**Plot 7-688. Antenna WF5b Radiated Upper Band Edge (Peak/Average – UNII Band 8)**

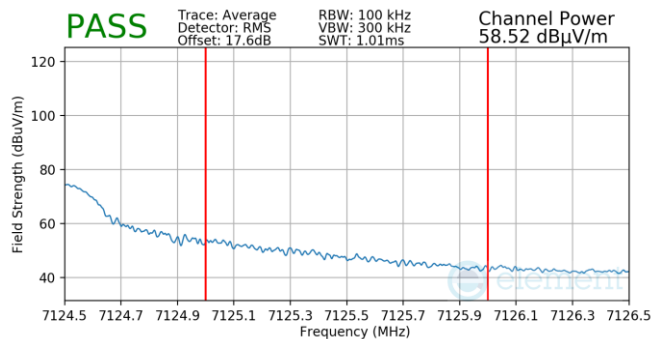
FCC ID: BCGA2759 IC: 579C-A2759		MEASUREMENT REPORT (CERTIFICATION)	Approved by: Technical Manager
Test Report S/N: 1C2205090024-11-R2.BCG	Test Dates: 05/27/2022 - 9/26/2022	EUT Type: Tablet Device	Page 246 of 280

V 10.5 12/15/2021

Worst Case Mode: 802.11ax  
Worst Case Transfer Rate: MCS2  
Distance of Measurements: 3 Meters  
Operating Frequency: 7115MHz  
Channel: 233

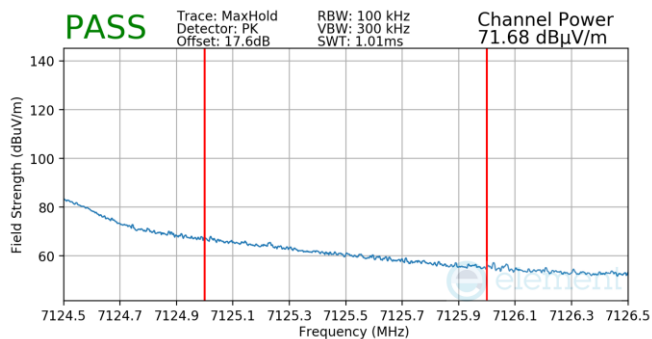


**Plot 7-689. Antenna WF5b Radiated Upper Band Edge (Peak – UNII Band 8)**

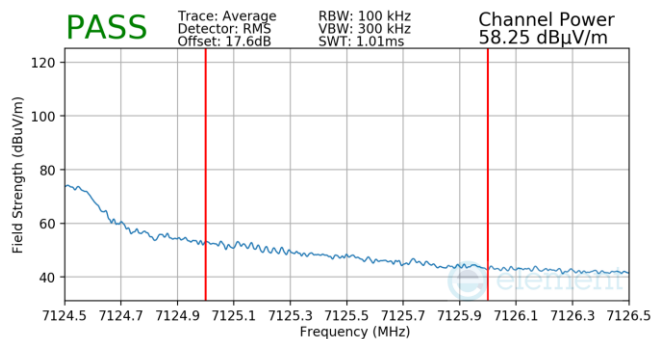


**Plot 7-690. Antenna WF5b Radiated Upper Band Edge (Average – UNII Band 8)**

Worst Case Mode: 802.11ax  
Worst Case Transfer Rate: MCS4  
Distance of Measurements: 3 Meters  
Operating Frequency: 7115MHz  
Channel: 233



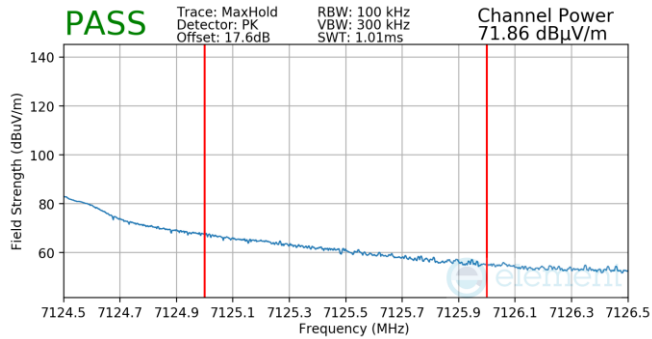
**Plot 7-691. Antenna WF5b Radiated Upper Band Edge (Peak – UNII Band 8)**



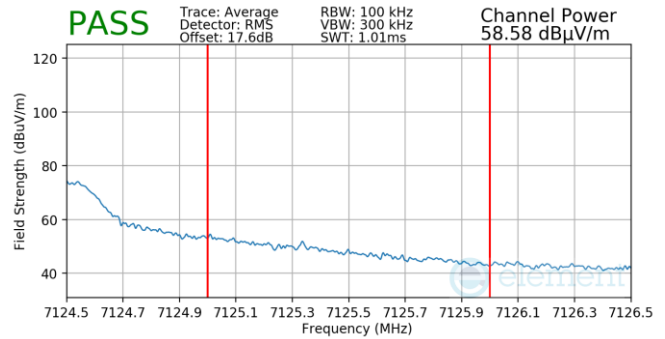
**Plot 7-692. Antenna WF5b Radiated Upper Band Edge (Average – UNII Band 8)**

FCC ID: BCGA2759 IC: 579C-A2759			MEASUREMENT REPORT (CERTIFICATION)	Approved by: Technical Manager
Test Report S/N: 1C2205090024-11-R2.BCG	Test Dates: 05/27/2022 - 9/26/2022	EUT Type: Tablet Device		Page 247 of 280

Worst Case Mode: 802.11ax  
 Worst Case Transfer Rate: MCS11  
 Distance of Measurements: 3 Meters  
 Operating Frequency: 7115MHz  
 Channel: 233



**Plot 7-693. Antenna WF5b Radiated Upper Band Edge (Peak – UNII Band 8)**



**Plot 7-694. Antenna WF5b Radiated Upper Band Edge (Average – UNII Band 8)**

FCC ID: BCGA2759 IC: 579C-A2759		MEASUREMENT REPORT (CERTIFICATION)	Approved by: Technical Manager
Test Report S/N: 1C2205090024-11-R2.BCG	Test Dates: 05/27/2022 - 9/26/2022	EUT Type: Tablet Device	Page 248 of 280

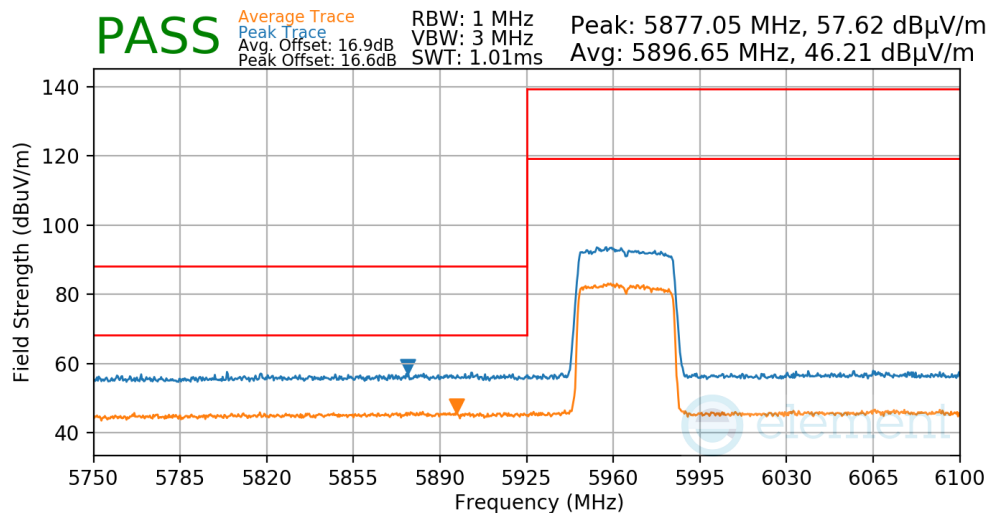
V 10.5 12/15/2021



## 7.7.9 Antenna WF5b Radiated Band Edge Measurements (40MHz BW)

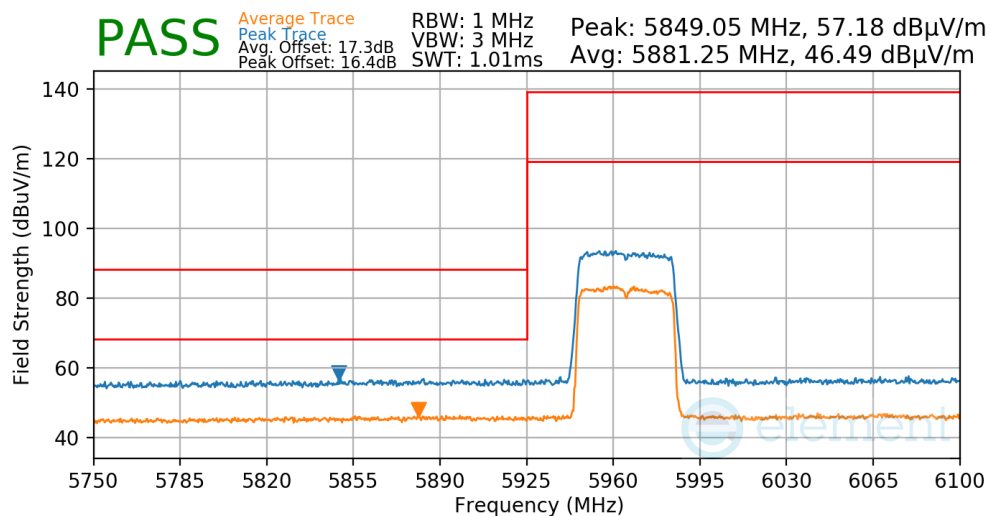
§15.407(b.1)(b.2) §15.205 §15.209; RSS-Gen [8.9]

Worst Case Mode:	802.11ax
Worst Case Transfer Rate:	MCS2
Distance of Measurements:	3 Meters
Operating Frequency:	5965MHz
Channel:	3



**Plot 7-695. Antenna WF5b Radiated Lower Band Edge (Peak & Average – UNII Band 5)**

Worst Case Mode:	802.11ax
Worst Case Transfer Rate:	MCS4
Distance of Measurements:	3 Meters
Operating Frequency:	5965MHz
Channel:	3

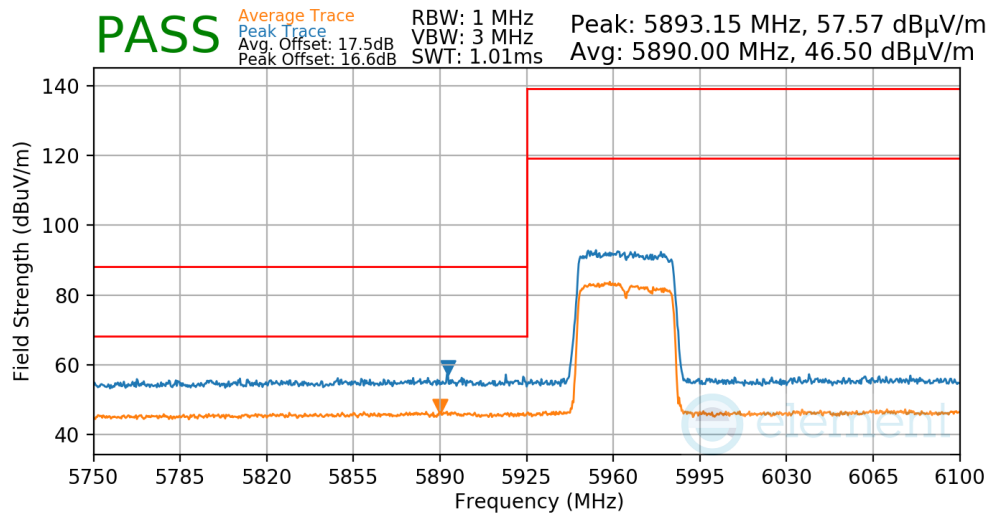


**Plot 7-696. Antenna WF5b Radiated Lower Band Edge (Peak & Average – UNII Band 5)**

FCC ID: BCGA2759 IC: 579C-A2759		MEASUREMENT REPORT (CERTIFICATION)	Approved by: Technical Manager
Test Report S/N: 1C2205090024-11-R2.BCG	Test Dates: 05/27/2022 - 9/26/2022	EUT Type: Tablet Device	Page 249 of 280

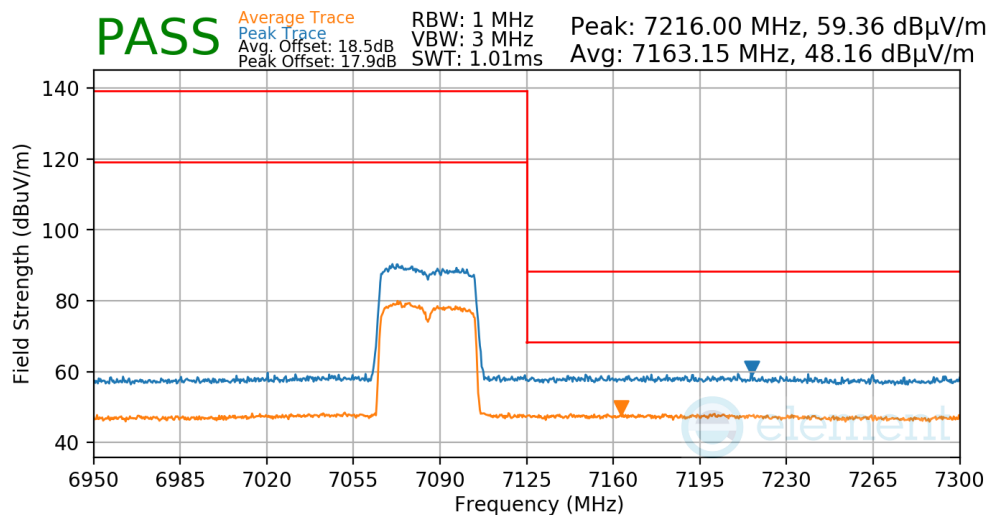
V 10.5 12/15/2021

Worst Case Mode: 802.11ax  
 Worst Case Transfer Rate: MCS11  
 Distance of Measurements: 3 Meters  
 Operating Frequency: 5965MHz  
 Channel: 3



**Plot 7-697. Antenna WF5b Radiated Lower Band Edge (Peak & Average – UNII Band 5)**

Worst Case Mode: 802.11ax  
 Worst Case Transfer Rate: MCS2  
 Distance of Measurements: 3 Meters  
 Operating Frequency: 7085MHz  
 Channel: 227

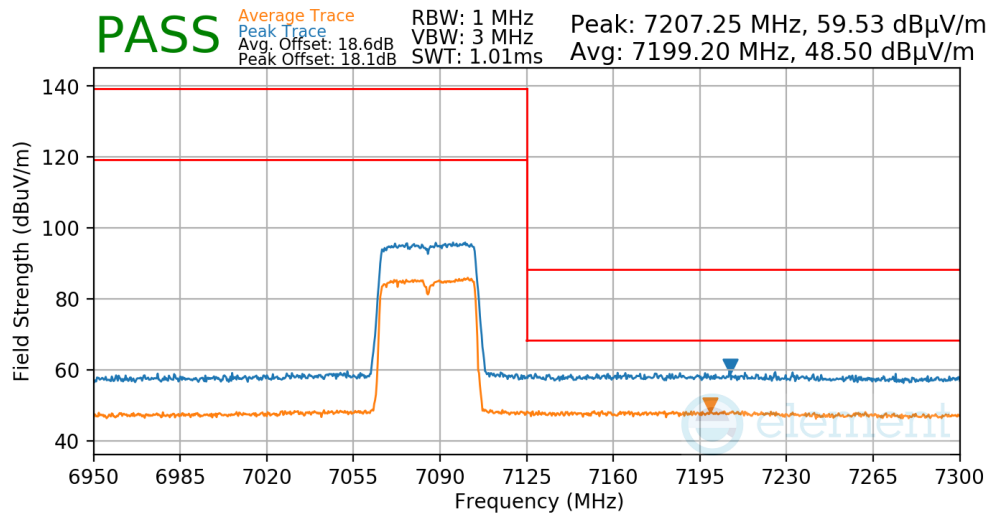


**Plot 7-698. Antenna WF5b Radiated Upper Band Edge (Peak & Average – UNII Band 8)**

FCC ID: BCGA2759 IC: 579C-A2759	 <b>MEASUREMENT REPORT (CERTIFICATION)</b>		Approved by: Technical Manager
Test Report S/N: 1C2205090024-11-R2.BCG	Test Dates: 05/27/2022 - 9/26/2022	EUT Type: Tablet Device	Page 250 of 280

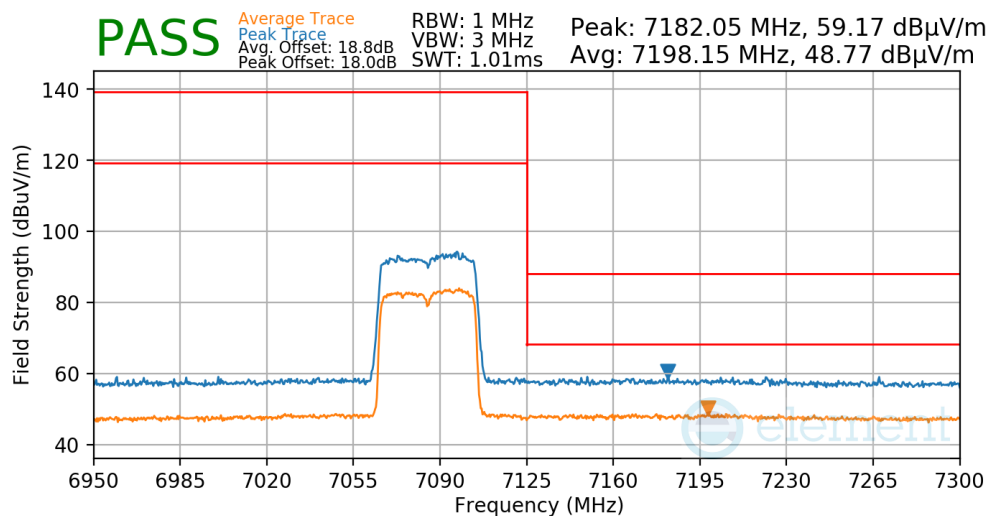
V 10.5 12/15/2021

Worst Case Mode: 802.11ax  
 Worst Case Transfer Rate: MCS4  
 Distance of Measurements: 3 Meters  
 Operating Frequency: 7085MHz  
 Channel: 227



**Plot 7-699. Antenna WF5b Radiated Upper Band Edge (Peak & Average – UNII Band 8)**

Worst Case Mode: 802.11ax  
 Worst Case Transfer Rate: MCS11  
 Distance of Measurements: 3 Meters  
 Operating Frequency: 7085MHz  
 Channel: 227



**Plot 7-700. Antenna WF5b Radiated Upper Band Edge (Peak & Average – UNII Band 8)**

FCC ID: BCGA2759 IC: 579C-A2759		MEASUREMENT REPORT (CERTIFICATION)	Approved by: Technical Manager
Test Report S/N: 1C2205090024-11-R2.BCG	Test Dates: 05/27/2022 - 9/26/2022	EUT Type: Tablet Device	Page 251 of 280

V 10.5 12/15/2021