



**PHOTOGRAPHS OF EUT CONFIGURATION FOR RADIATED EMISSIONS MEASUREMENT**

Photograph present configuration with maximum emission




- Front view (X axis) -




- Rear view (X axis) -

**PHOTOGRAPHS OF EUT CONFIGURATION FOR RADIATED EMISSIONS MEASUREMENT**

Photograph present configuration with maximum emission



- Front view (Y axis) -




- Rear view (Y axis) -

**PHOTOGRAPHS OF EUT CONFIGURATION FOR RADIATED EMISSIONS MEASUREMENT**

Photograph present configuration with maximum emission



- Front view (Z axis) -



- Rear view (Z axis) -

**PHOTOGRAPHS OF EUT CONFIGURATION FOR AC POWER LINE CONDUCTED EMISSION MEASUREMENT**

Photograph present configuration with maximum emission



- Front view -



- Side View -