


11. SETUP PHOTOS

ANTENNA PORT CONDUCTED RF MEASUREMENT SETUP




RADIATED RF MEASUREMENT SETUP (BELOW 30 MHz)

RADIATED FRONT PHOTO (BELOW 30 MHz)




RADIATED BACK PHOTO (BELOW 30 MHz)




RADIATED RF MEASUREMENT SETUP (BELOW 1 GHz)

RADIATED FRONT PHOTO (BELOW 1 GHz)




RADIATED BACK PHOTO (BELOW 1 GHz)




RADIATED RF MEASUREMENT SETUP (1-18 GHz)

RADIATED FRONT PHOTO (ABOVE 1 GHz)



RADIATED BACK PHOTO (ABOVE 1 GHz)



RADIATED RF MEASUREMENT SETUP (Above 18 GHz)

RADIATED FRONT PHOTO (ABOVE 18 GHz)



RADIATED BACK PHOTO (ABOVE 18 GHz)




POWERLINE CONDUCTED EMISSIONS MEASUREMENT SETUP

LINE CONDUCTED FRONT PHOTO



LINE CONDUCTED BACK PHOTO



END OF REPORT