

Appendix F: Test Setup Photos



Figure A SAR Test Setup – Face – Front 25mm, Default Battery BP-314



Figure B SAR Test Setup – Face – Front 25mm, Battery BP-291



Figure C SAR Test Setup – Face – Front 25mm, Battery BP-315



Figure D SAR Test Setup – Body– Back 0mm
Default Battery BP-314 with Leather Case, Audio Accessory HM-222HLS




Figure E SAR Test Setup – Body– Back 0mm
Battery BP-291 with Belt Clip, Audio Accessory HM-222HLS




Figure F SAR Test Setup – Body– Back 0mm
Battery BP-315 with Belt Clip, Audio Accessory HM-222HLS




Figure G SAR Test Setup – Body– Back 0mm
Default Battery BP-314 with Belt Clip, Audio Accessory HM-222HLS




Figure H SAR Test Setup – Body– Back 0mm
Default Battery BP-314 with Leather Case, Audio Accessory HM-153LS



Figure I SAR Test Setup – Body– Back 0mm
Default Battery BP-314 with Leather Case, Audio Accessory HS-102




Figure J SAR Test Setup – Body– Back 0mm
Default Battery BP-314 with Leather Case, Audio Accessory HS-94