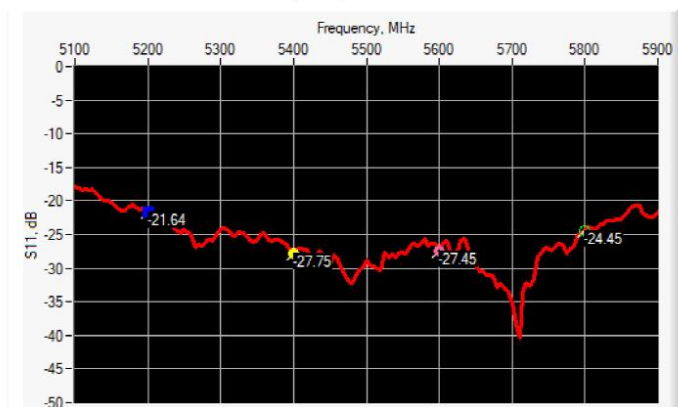




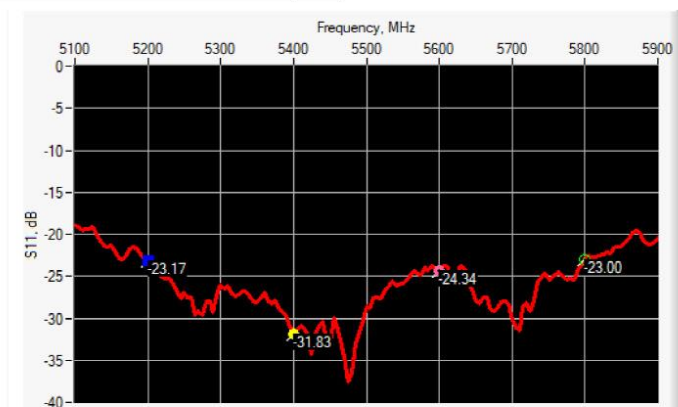
## 6 CALIBRATION MEASUREMENT RESULTS

### 6.1 RETURN LOSS IN HEAD LIQUID



Frequency (MHz)	Return Loss (dB)	Requirement (dB)	Impedance
5200	-21.64	-20	$54.48 \Omega - 6.92 j\Omega$
5400	-27.75	-20	$50.97 \Omega + 3.98 j\Omega$
5600	-27.45	-20	$54.05 \Omega + 1.24 j\Omega$
5800	-24.45	-20	$45.31 \Omega + 3.71 j\Omega$

### 6.2 RETURN LOSS IN BODY LIQUID




**SAR REFERENCE DIPOLE CALIBRATION REPORT**

Ref: ACR.329.17.24.BES.A

Frequency (MHz)	Return Loss (dB)	Requirement (dB)	Impedance
5200	-23.17	-20	54.03 $\Omega$ - 5.62 j $\Omega$
5400	-31.83	-20	51.01 $\Omega$ + 2.35 j $\Omega$
5600	-24.34	-20	55.50 $\Omega$ + 2.51 j $\Omega$
5800	-23.00	-20	43.65 $\Omega$ + 3.06 j $\Omega$

### 6.3 MECHANICAL DIMENSIONS

Frequency MHz	L mm		h mm		d mm	
	required	measured	required	measured	required	measured
5000 to 6000	<b>20.6<math>\pm</math>1 %.</b>	20.62	<b>40.3 <math>\pm</math>1 %.</b>	40.45	<b>3.6 <math>\pm</math>1 %.</b>	3.61

## 7 VALIDATION MEASUREMENT

The IEC/IEEE 62209-1528 and FCC KDB865664 D01 standards state that the system validation measurements must be performed using a reference dipole meeting the fore mentioned return loss and mechanical dimension requirements. The validation measurement must be performed against a liquid filled flat phantom, with the phantom constructed as outlined in the fore mentioned standards. Per the standards, the dipole shall be positioned below the bottom of the phantom, with the dipole length centered and parallel to the longest dimension of the flat phantom, with the top surface of the dipole at the described distance from the bottom surface of the phantom.

### 7.1 HEAD LIQUID MEASUREMENT

Frequency MHz	Relative permittivity ( $\epsilon_r'$ )		Conductivity ( $\sigma$ ) S/m	
	required	measured	required	measured
5000	36.2 $\pm$ 10 %		4.45 $\pm$ 10 %	
5100	36.1 $\pm$ 10 %		4.56 $\pm$ 10 %	
5200	36.0 $\pm$ 10 %	34.44	4.66 $\pm$ 10 %	4.64
5300	35.9 $\pm$ 10 %		4.76 $\pm$ 10 %	
5400	35.8 $\pm$ 10 %	33.63	4.86 $\pm$ 10 %	4.88
5500	35.6 $\pm$ 10 %		4.97 $\pm$ 10 %	
5600	35.5 $\pm$ 10 %	32.80	5.07 $\pm$ 10 %	5.12
5700	35.4 $\pm$ 10 %		5.17 $\pm$ 10 %	
5800	35.3 $\pm$ 10 %	32.63	5.27 $\pm$ 10 %	5.31
5900	35.2 $\pm$ 10 %		5.38 $\pm$ 10 %	
6000	35.1 $\pm$ 10 %		5.48 $\pm$ 10 %	

Page: 7/13

**Template ACR.DDD.N.YY.MVGB.ISSUE SAR Reference Dipole5GHz vD**

*This document shall not be reproduced, except in full or in part, without the written approval of MVG. The information contained herein is to be used only for the purpose for which it is submitted and is not to be released in whole or part without written approval of MVG.*


**SAR REFERENCE DIPOLE CALIBRATION REPORT**

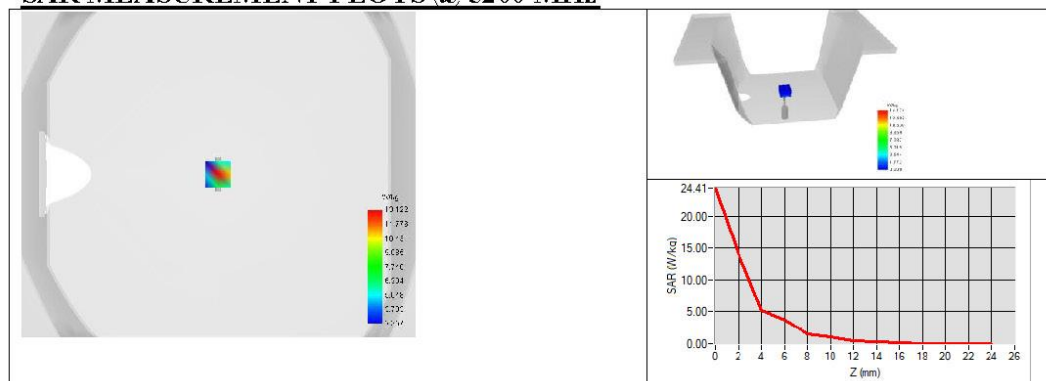
Ref: ACR.329.17.24.BES.A

**7.2 SAR MEASUREMENT RESULT WITH HEAD LIQUID**

At those frequencies, the target SAR value can not be generic. Hereunder is the target SAR value defined by MVG, within the uncertainty for the system validation. All SAR values are normalized to 1 W net power. In bracket, the measured SAR is given with the used input power.

Software	OPENSAR V5
Phantom	SN 13/09 SAM68
Probe	SN 41/18 EPG0333
Liquid	Head Liquid Values 5200 MHz: eps' :34.44 sigma : 4.64 Head Liquid Values 5400 MHz: eps' :33.63 sigma : 4.88 Head Liquid Values 5600 MHz: eps' :32.80 sigma : 5.12 Head Liquid Values 5800 MHz: eps' :32.63 sigma : 5.31
Distance between dipole and liquid	10 mm
Area scan resolution	dx=8mm/dy=8mm
Zoon Scan Resolution	dx=4mm/dy=4m/dz=2mm
Frequency	5200 MHz 5400 MHz 5600 MHz 5800 MHz
Input power	20 dBm
Liquid Temperature	20 +/- 1 °C
Lab Temperature	20 +/- 1 °C
Lab Humidity	30-70 %

Frequency (MHz)	1 g SAR (W/kg)		10 g SAR (W/kg)	
	required	measured	required	measured
5200	76.50	76.41 (7.64)	21.60	21.86 (2.19)
5400	-	80.52 (8.05)	-	22.91 (2.29)
5600	-	79.08 (7.91)	-	22.73 (2.27)
5800	78.00	76.49 (7.65)	21.90	22.03 (2.20)

**SAR MEASUREMENT PLOTS @ 5200 MHz**


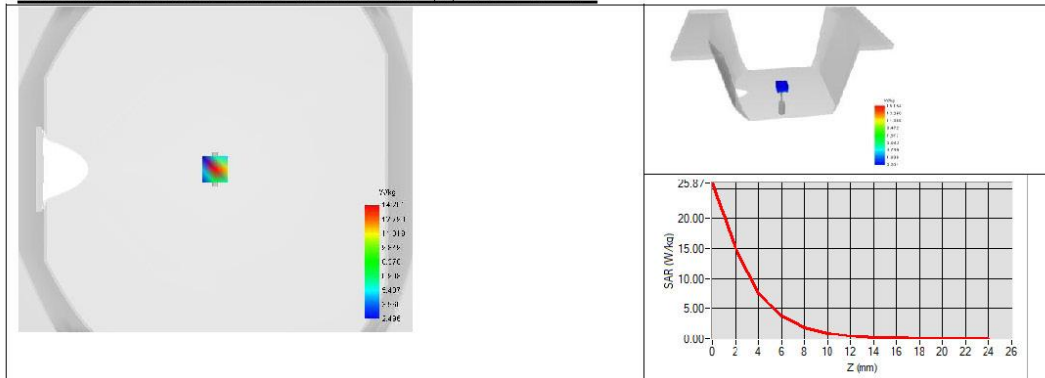
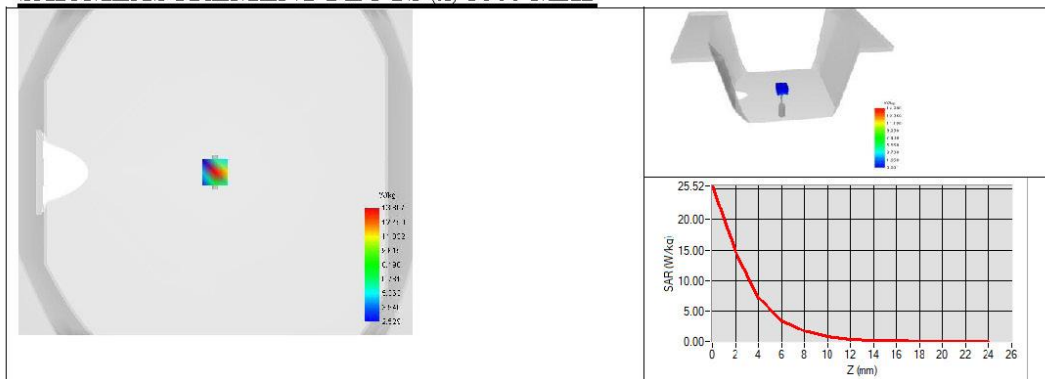
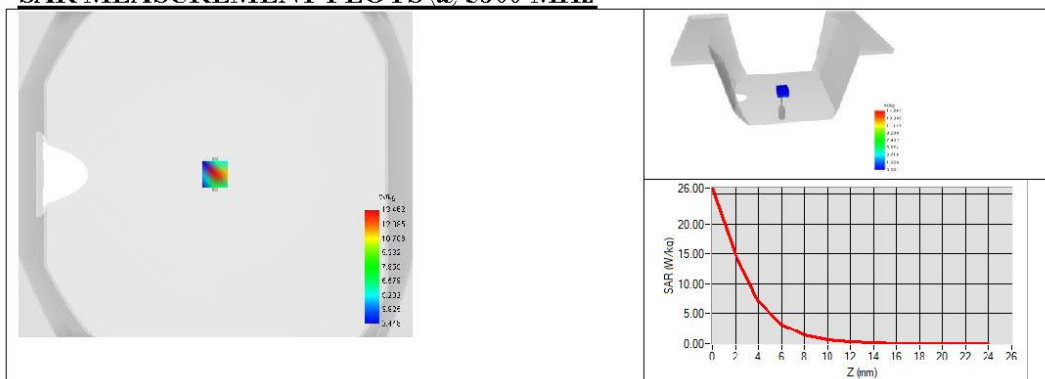
Page: 8/13

**Template\_ACR.DDD.N.YY.MVGB.ISSUE\_SAR Reference Dipole5GHz\_vD**

This document shall not be reproduced, except in full or in part, without the written approval of MVG. The information contained herein is to be used only for the purpose for which it is submitted and is not to be released in whole or part without written approval of MVG.


**SAR REFERENCE DIPOLE CALIBRATION REPORT**

Ref: ACR.329.17.24.BES.A

**SAR MEASUREMENT PLOTS @ 5400 MHz**

**SAR MEASUREMENT PLOTS @ 5600 MHz**

**SAR MEASUREMENT PLOTS @ 5800 MHz**


Page: 9/13

**Template\_ACR.DDD.N.YY.MVGB.ISSUE\_SAR Reference Dipole5GHz vD**

This document shall not be reproduced, except in full or in part, without the written approval of MVG. The information contained herein is to be used only for the purpose for which it is submitted and is not to be released in whole or part without written approval of MVG.



### 7.3 BODY LIQUID MEASUREMENT

Frequency MHz	Relative permittivity ( $\epsilon_r'$ )		Conductivity ( $\sigma$ ) S/m	
	required	measured	required	measured
5200	<b>49.0 <math>\pm</math>10 %</b>	45.50	<b>5.30 <math>\pm</math>10 %</b>	5.63
5300	<b>48.9 <math>\pm</math>10 %</b>		<b>5.42 <math>\pm</math>10 %</b>	
5400	<b>48.7 <math>\pm</math>10 %</b>	44.78	<b>5.53 <math>\pm</math>10 %</b>	5.95
5500	<b>48.6 <math>\pm</math>10 %</b>		<b>5.65 <math>\pm</math>10 %</b>	
5600	<b>48.5 <math>\pm</math>10 %</b>	44.85	<b>5.77 <math>\pm</math>10 %</b>	6.26
5800	<b>48.2 <math>\pm</math>10 %</b>	44.45	<b>6.00 <math>\pm</math>10 %</b>	6.58

### 7.4 SAR MEASUREMENT RESULT WITH BODY LIQUID

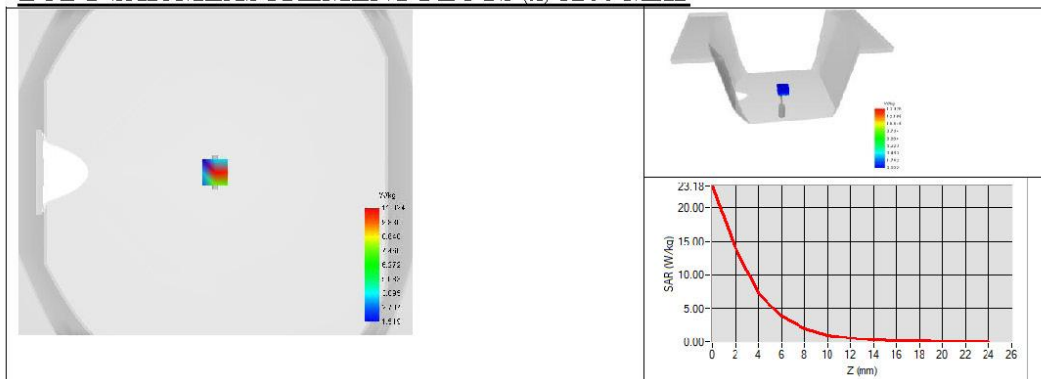
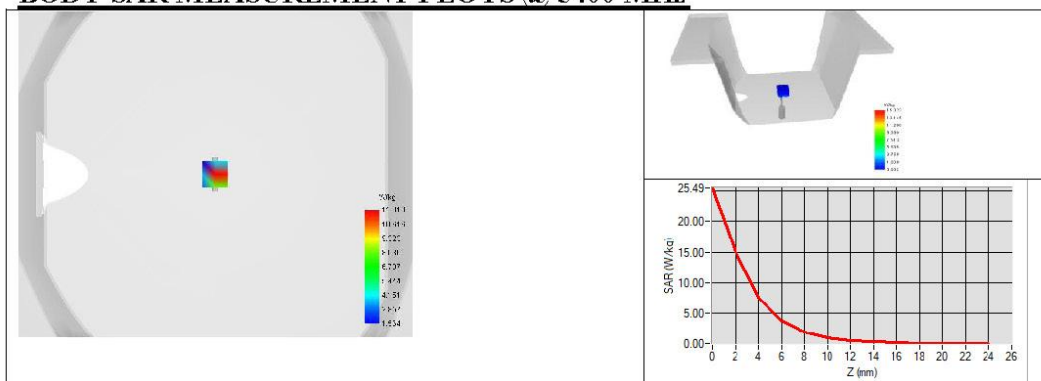
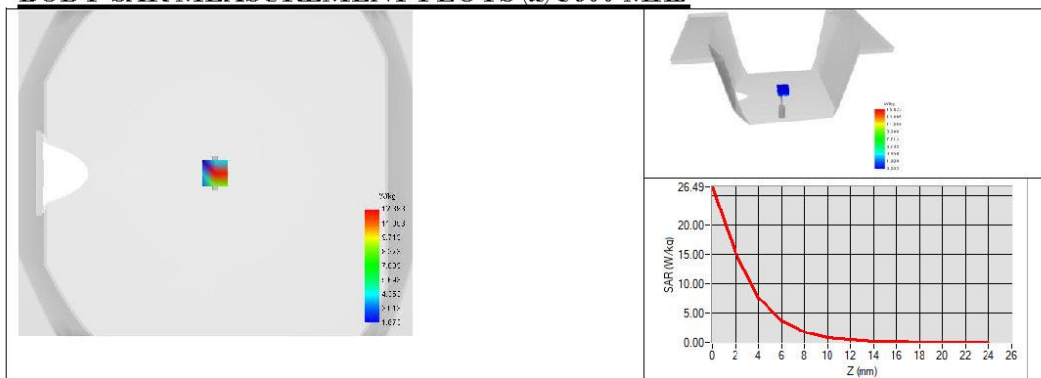
Software	OPENSAR V5
Phantom	SN 13/09 SAM68
Probe	SN 41/18 EPG0333
Liquid	Body Liquid Values 5200 MHz: $\epsilon_r'$ :45.50 sigma : 5.63 Body Liquid Values 5400 MHz: $\epsilon_r'$ :44.78 sigma : 5.95 Body Liquid Values 5600 MHz: $\epsilon_r'$ :44.85 sigma : 6.26 Body Liquid Values 5800 MHz: $\epsilon_r'$ :44.45 sigma : 6.58
Distance between dipole and liquid	10 mm
Area scan resolution	dx=8mm/dy=8mm
Zoon Scan Resolution	dx=4mm/dy=4m/dz=2mm
Frequency	5200 MHz 5400 MHz 5600 MHz 5800 MHz
Input power	20 dBm
Liquid Temperature	20 +/- 1 °C
Lab Temperature	20 +/- 1 °C
Lab Humidity	30-70 %

Frequency (MHz)	1 g SAR (W/kg)	10 g SAR (W/kg)
	measured	measured
5200	73.02 (7.30)	20.58 (2.06)
5400	77.86 (7.79)	21.85 (2.19)
5600	79.90 (7.99)	22.73 (2.27)
5800	71.90 (7.19)	20.50 (2.05)




**SAR REFERENCE DIPOLE CALIBRATION REPORT**

Ref: ACR.329.17.24.BES.A

**BODY SAR MEASUREMENT PLOTS @ 5200 MHz**

**BODY SAR MEASUREMENT PLOTS @ 5400 MHz**

**BODY SAR MEASUREMENT PLOTS @ 5600 MHz**


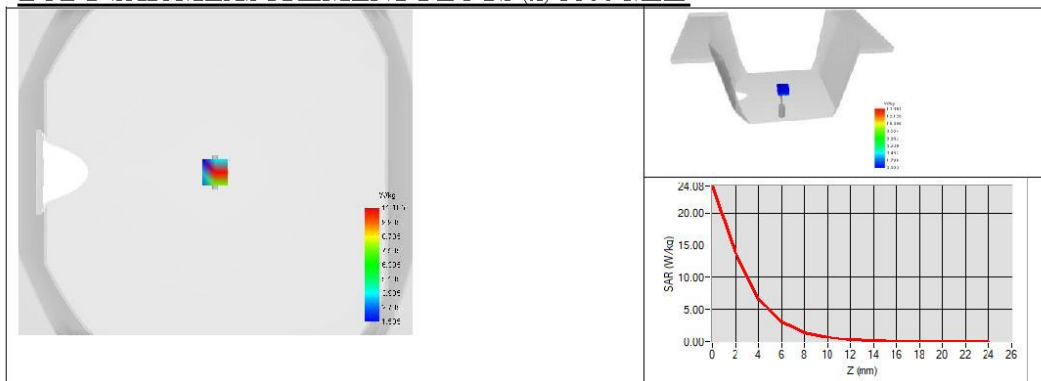
Page: 11/13

**Template\_ACR.DDD.N.YY.MVGB.ISSUE\_SAR Reference Dipole5GHz vD**

This document shall not be reproduced, except in full or in part, without the written approval of MVG. The information contained herein is to be used only for the purpose for which it is submitted and is not to be released in whole or part without written approval of MVG.



### BODY SAR MEASUREMENT PLOTS @ 5800 MHz





## 8 LIST OF EQUIPMENT

Equipment Summary Sheet				
Equipment Description	Manufacturer / Model	Identification No.	Current Calibration Date	Next Calibration Date
SAM Phantom	MVG	SN 13/09 SAM68	Validated. No cal required.	Validated. No cal required.
COMOSAR Test Bench	Version 3	NA	Validated. No cal required.	Validated. No cal required.
Network Analyzer	Rohde & Schwarz ZVM	100203	08/2024	08/2027
Network Analyzer	Agilent 8753ES	MY40003210	10/2022	10/2025
Network Analyzer – Calibration kit	Rohde & Schwarz ZV-Z235	101223	05/2022	05/2025
Network Analyzer – Calibration kit	HP 85033D	3423A08186	06/2021	06/2027
Calipers	Mitutoyo	SN 0009732	10/2022	10/2025
Reference Probe	MVG	SN 41/18 EPG0333	10/2024	10/2025
Multimeter	Keithley 2000	1160271	02/2023	02/2026
Signal Generator	Rohde & Schwarz SMB	106589	04/2022	04/2027
Amplifier	MVG	MODU-023-C-0002	Characterized prior to test. No cal required.	Characterized prior to test. No cal required.
Power Meter	NI-USB 5680	170100013	06/2024	06/2027
Power Meter	Rohde & Schwarz NRVD	832839-056	11/2022	11/2025
Directional Coupler	Krytar 158020	131467	Characterized prior to test. No cal required.	Characterized prior to test. No cal required.
Temperature / Humidity Sensor	Testo 184 H1	44225320	06/2024	06/2027

Page: 13/13


**Template ACR.DDD.N.YY.MVGB.ISSUE SAR Reference Dipole5GHz vD**

*This document shall not be reproduced, except in full or in part, without the written approval of MVG. The information contained herein is to be used only for the purpose for which it is submitted and is not to be released in whole or part without written approval of MVG.*





## 17. EUT Photographs

### EUT Front View



### EUT Back View




**18. Photographs Of The Liquid**

**Photograph of the depth in the Body Phantom (600-10000MHz, depth >15cm)**


## 19. EUT Test Setup Photographs

### Head mode Exposure Conditions

**Left Cheek**



**Left Tilt**






**Right Cheek**




**Right Tilt**




CO., LTD.

**Body mode Exposure Conditions**  
**Test distance: 10mm**

**Front**




**Back**




SHENZHEN



**Left**




**Right**



**Top**



**Bottom**



TEST  
TC  
OVED  
t Seal

**STATEMENT**

1. The equipment lists are traceable to the national reference standards.
2. The test report can not be partially copied unless prior written approval is issued from our lab.
3. The test report is invalid without the "special seal for inspection and testing".
4. The test report is invalid without the signature of the approver.
5. The test process and test result is only related to the Unit Under Test.
6. Sample information is provided by the client and the laboratory is not responsible for its authenticity.
7. The quality system of our laboratory is in accordance with ISO/IEC17025.
8. If there is any objection to this test report, the client should inform issuing laboratory within 15 days from the date of receiving test report.

**Address:**

1-2/F., Building B, Pengzhou Industrial Park, No.158, Fuyuan 1st Road, Zhancheng, Fuhai Subdistrict, Bao'an District, Shenzhen, Guangdong, China

TEL: 400-788-9558

P.C.: 518103

FAX: 0755-33229357

Website: <http://www.chnbctc.com>

Consultation E-mail: [bctc@bctc-lab.com.cn](mailto:bctc@bctc-lab.com.cn)

Complaint/Advice E-mail: [advice@bctc-lab.com.cn](mailto:advice@bctc-lab.com.cn)

\*\*\*\*\* END \*\*\*\*\*

