


ANNEX 1 - TEST SETUP PHOTOS

Power Line Conducted Emissions




ANNEX 1 - TEST SETUP PHOTOS

Power Line Conducted Emissions




ANNEX 1 - TEST SETUP PHOTOS

**Radiated Emissions @ 3 m, Orthogonal Position 1
EUT with 8.1 dBi Omni-directional Antenna and 2.85 dB Assembly Cable Loss**




ANNEX 1 - TEST SETUP PHOTOS

**Radiated Emissions @ 3 m, Orthogonal Position 2
EUT with 14.0 dBi Yagi Antenna and 9.86 dB Assembly Cable Loss**



ANNEX 1 - TEST SETUP PHOTOS

**Radiated Emissions @ 3 m, Orthogonal Position 3
EUT with 3.0 dBi Dome Antenna and 0.44 dB Assembly Cable Loss**



ANNEX 1 - TEST SETUP PHOTOS

Radiated Emissions @ 3 m
EUT with 2.1 dBi Dipole Antenna and 0.36 dB Assembly Cable Loss



ANNEX 1 - TEST SETUP PHOTOS

Radiated Emissions @ 3 m
EUT with 3.3 dBi Monopole (Integrated Whip) Antenna and 0.44 dB Assembly Cable Loss

