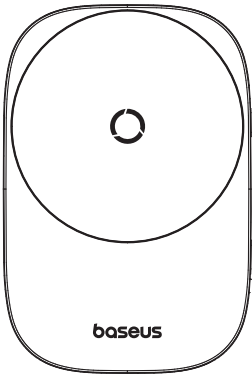


baseus倍思

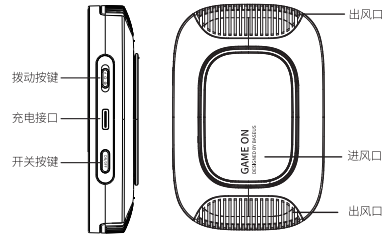


倍思 MagPro系列2 超薄磁吸散热器 无线充版 星际黑

使用说明书

使用产品前请仔细阅读本使用说明书,并请妥善保管。

一、产品特点及图示说明

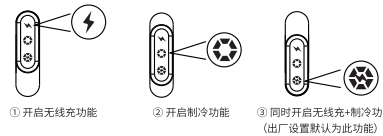


二、安装步骤

1. 安装步骤
将散热器对准手机背部吸上, 连接电源线。
2. 启动散热器
单击开关按键, 散热器默认初始工作状态; 同时开启无线充+制冷功能。

三、按键功能:

1. 开关按键功能
① 单击开关按键, 依次切换呼吸灯颜色: 彩色-红色-橙色-黄色-绿色-蓝色-靛色-紫色。
② 长按开关按键: 在关闭灯光状态下长按 2秒开启灯光; 在开启灯光状态下长按 2秒关闭灯光。
2. 拨动按键功能



四、产品参数

产品名称: 倍思 MagPro系列2超薄磁吸散热器 无线充版 星际黑
型号: BS-PS036
输入: 5V~2A; 9V~3A; 12V~3A; 15V~3A (MAX.)
输出: 5W/7.5W/10W/15W
发射频率: 115-205KHZ 360-365KHZ
总输出: 15W

五、包装清单

引磁片×1, 数据线×1, 说明书×1

六、注意事项

1. 建议使用30W以上的PD电源为本产品供电, 以获得最佳的制冷和充电体验。
2. 散热器在工作时, 背部温度可能降低, 导致周围热空气遇冷凝结成水珠。这是正常现象, 请放心使用。
3. 请勿以任何理由拆开、维修或改装本产品, 否则可能会对人身产生伤害, 或引起触电和火灾。
4. 请勿对本产品进行剧烈撞击、挤压或投入火中。
5. 请勿在极端高温、潮湿或腐蚀性的环境中使用本产品。这可能导致电路损坏, 从而引发潜在风险。
6. 请确保水或其他液体不进入产品内部。如需清洗, 请确保电源已断开。
7. 请将本产品放置在儿童无法触及的地方, 以确保儿童安全。
8. 在使用时, 请确保散热器风扇的进风口和出风口保持通畅, 并避免将手指或其他物体伸入风扇内部。

七、电子信息有害物质声明

部件名称	有害物质或元素					
	铅 (pb)	汞 (Hg)	镉 (Cd)	六价铬 (Cr VI)	多溴联苯 (PBB)	多溴二苯醚 (PBDE)
PCB	X	O	O	O	O	O
塑料	O	O	O	O	O	O
附件	O	O	O	O	O	O

本表格依据SJ/T 11364的规定编制。

O: 表示该有害物质在该部件所有均质材料中的含量均在GB/T 26572标准规定的限量要求以下。

X: 表示该有害物质在该部件某一均质材料中的含量超过GB/T 26572标准规定的限量要求。

温馨提示: 5年图标是指“环保有效使用期限”, 不是产品质量保证期限。电子产品均含有铅、汞等有害物质, 一旦超期使用, 有害物质将可能因为发生外泄或突变, 对环境造成污染, 或对人体及人身财产造成严重损害。“环保使用期限”, 意为所有的电子产品都将被要求在此有效期限内使用, 超过安全使用年限之后出现的安全风险问题, 我们将不再对产品质量负责。



FR
Cet appareil,
ses accessoires
et cordons se
recyclent

À DÉPOSER
EN MAGASIN
OU
À DÉPOSER
EN DÉCHÈTERIE

Points de collecte sur www.quefairedemesdechets.fr
Privilégiez la réparation ou le don de votre appareil!



Adesivo di chiusura	Manuale
PVC3	PAP 22
Raccolta plastica	Raccolta carta
Gancio	Manuale
HDPE 2	PAP 22
Raccolta plastica	Raccolta carta

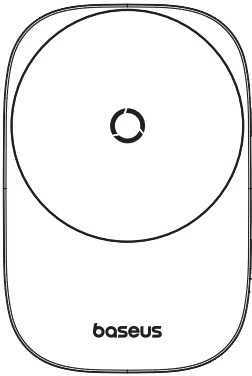


制造商: 深圳市倍思科技有限公司
地址: 深圳市龙岗区坂田街道南头社区雪岗路2008号倍思智能园B栋二楼
执行标准: GB 4943.1
热线: 400-071-2711(中国) / +1 800 220 8056(全球)
网址: <https://www.baseus.com>(中国) / <https://www.baseus.com>(全球)
官方售后服务邮箱地址: service@baseus.com(中国) / care@baseus.com(全球)
Manufacturer: Shenzhen Baseus Technology Co., Ltd.
Add: 2nd Floor, Building B, Baseus Intelligence Park, No.2008, Xuegang Rd, Gangtuo Community, Bantian Street, Longgang District, Shenzhen
Hotline: 400-071-2711(China) / +1 800 220 8056(Global)
Website: <https://www.baseus.cn>(China) / <https://www.baseus.com>(Global)
Official After-sales E-mail Address: service@baseus.com(China) / care@baseus.com(Global)

PB5087Z-POA1
1100022212
倍思设计/Designed by Baseus
中国制造/Made in China
FCC ID: 2A482-P5036



baseus

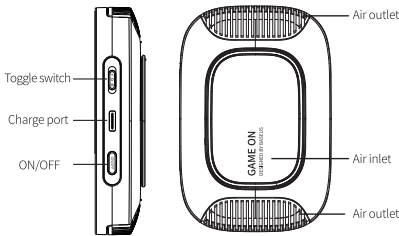


Baseus MagPro II Series Ultra-Thin Magnetic Phone Cooler (with Wireless Charger)Cosmic Black

User Manual

Before using the product, thoroughly read this manual.
Keep the manual for future reference.

Overview



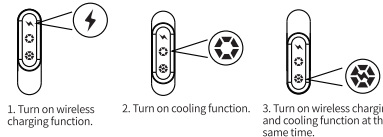
Installation & Operation Instructions

1. Installation
Attach the cooler to the back of the phone and connect to a power supply.
2. Start the Cooler
Press the power button to start the cooler as default settings: wireless charging and cooling function on at the same time.

Button Functions

- ON/OFF Button
1. Press the power button to switch the color of the ambient light: iridescent-red-orange-yellow-green-blue-indigo-purple.
2. Press and hold the power button: when the ambient light is off, press and hold the power button for 2s to turn it on, and vice versa.

Toggle Switch



Product Specifications

Name: Baseus MagPro II Series Ultra-Thin Magnetic Phone Cooler (with Wireless Charger)Cosmic Black
Model No.: BS-PS036
Input: 5V~2A; 9V~3A; 12V~3A; 15V~3A (MAX.)
Output: 5W/7.5W/10W/15W
Transmission Frequency: 115-205KHZ 360-365KHZ
Total Output: 15W

Content

Metal ring sticker×1, cable×1, user manual×1
Attention

1. Recommend to use a 36W or higher PD adapter to power this product for optimal user experience.
2. When the cooler is working, the back temperature may decrease, causing the surrounding hot air to condense and form water droplets. This is a normal, please feel at ease to use.
3. DO NOT attempt to personally disassemble, repair or modify the product under any circumstance, otherwise it may cause danger or injury to yourself resulted from electric shock or fire.
4. Keep the product safe of any impact, and DO NOT throw it into fire.
5. DO NOT use the product in extreme environments with high temperatures, humidities or corrosions, for it may cause damage to the circuit board and lead to electric leakage.
6. Please keep water or any other fluids out of this product during operation. Please make sure the power is off when you clean the product with water.
7. Keep the product out of the reach of children.
8. Please make sure the air outlet and inlet are unobstructed during use, and avoid putting your fingers or other objects into the cooling fan.



This symbol indicates that this product shall not be treated as household waste. Instead, it shall be handed over to the applicable collection point for the recycling of electrical and electronic equipment. Follow local rules and never dispose of the product with normal household waste.

The following importer is the responsible party.
Company Name: BASEUS TECHNOLOGY (US) INC
Address: 421 S BROOKHURST ST SUITE 1312
ANAHEIM, CA 92804
Telephone: 6145412699

Changes or modifications not expressly approved by the party responsible for compliance could void the user's authority to operate the equipment.
This device complies with Part 15 of the FCC Rules. Operation is subject to the following two conditions:

- (1) This device may not cause harmful interference, and
 - (2) This device must accept any interference received, including interference that may cause undesired operation.
- Note: This equipment has been tested and found to comply with the limits for a Class B digital device, pursuant to Part 15 of the FCC Rules. These limits are designed to provide reasonable protection against harmful interference in a residential installation. This equipment generates, uses, and can radiate radio frequency energy, and if not installed and used in accordance with the instructions, may cause harmful interference to radio communications. However, there is no guarantee that interference will not occur in a particular installation. If this equipment does cause harmful interference to radio or television reception, which can be determined by turning the equipment off and on, the user is encouraged to try to correct the interference by one or more of the following measures:
- Reorient or relocate the receiving antenna.
 - Increase the separation between the equipment and receiver.
 - Connect the equipment into an outlet on a circuit different from that to which the receiver is connected.
 - Consult the dealer or an experienced radio/TV technician for help.

To maintain compliance with FCC's RF exposure guidelines, this equipment should be installed and operated with a minimum distance of 20cm between the radiator and your body.

wireless specification:			
Type	frequency	Descriptions	Field strength
Wireless Charger	115-205kHz	/	-14.19dBuA/m@10m
	360-365KHZ	/	-20.41dBuA/m@10m

Shenzhen Baseus Technology Co., Ltd. declares that the product is in compliance with Directive 2014/53/EU. The full text of the EU declaration of conformity is available at the following internet address: <https://www.eu-baseus.com>
This product can be used across EU member states