

F&D

SINCE 1993

W12

User manual

CAUTION

1

1. All the safety and operating instructions should be read before the appliance is operated.
2. All operating and user instructions should be followed.
3. The appliance should not be used near water — for example, near a bathtub,washbowl,kitchen sink,Laundry tub, in a wet basement,or near a swimming pool, ect. It should not be exposed to dripping or splashing water, and no Objects filled with liquid, such as a vase, should be placed on the appliance.
4. Warning: To reduce the risk of fire of electric shock, do not expose this appliance to rain or moisture.
5. The appliance should be situated so that its location or position does not interfere with its proper ventilation. For example,the appliance should not be situated on a bed, sofa, rug, or similar surface that may block the ventilation openings;Or placed in a built – in installation, such as a closed bookcase or cabinet that may impede the flow of air through the ventilation openings.

PACKAGE CONTENTS

Speaker	1pc
Operation manual	1pc
USB cable	1pc



BUTTON CONTROLS

2

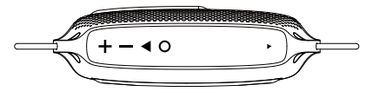

O Standby:
Long press to Turn ON and Turn OFF the unite

+ Volume increase:
- Short press to increase the volume
- Under Bluetooth and TF card mode, press entering next song.

◄ Pairing, Play/Plause, Calling:
- Under Bluetooth mode(without AUX IN and TF card in W12), long press entering pairing mode.
- Long press to switch Bluetooth and TF card mode,when the TF card inserted
- Under Bluetooth and TF card mode, short press to pause/play music
- Under Bluetooth mode, short press to answer the call and long press to reject the call.

— Volume decrease:
- Short press to decrease the volume
- Under Bluetooth and TF card mode, press entering previous song.

Bluetooth mode

- Turn on the unit, W12 will automatically search the Bluetooth device. If the device paired before, W12 will connect automatically. If can't find paired device, W12 will enter pairing mode automatically,.
- Active "Bluetooth" function on your device and search for "Fenda W12".
- Enter "0000" if your device asks for the PIN code.

F&D WARRANTY CARD

END-USER'S COPY

WARRANTY REGISTRATION CERTIFICATE

****

Mr./Mrs/Ms First Name: _____

Last Name: _____

Address: _____

Contact No.: _____

Product Name: _____

Model No.: _____

Serial No.: _____

Date Purchased: _____

Invoice No.: _____

Retail Outlet Where Purchased: _____

_____

(Please print the name & address)

SECTION 1

F&D WARRANTY CARD

DISTRIBUTOR'S COPY

WARRANTY REGISTRATION CERTIFICATE

****

Mr./Mrs/Ms First Name: _____

Last Name: _____

Address: _____

Contact No.: _____

Product Name: _____

Model No.: _____

Serial No.: _____

Date Purchased: _____

Invoice No.: _____

Retail Outlet Where Purchased: _____

_____

(Please print the name & address)

SECTION 2

WARRANTY TERMS & CONDITIONS

****

The warranty will be effective only if the warranty card is completed and returned to the company within 14 days from the date of purchase.We guarantee the provision of free services of F&D product within the warranty period, from its date of purchase from our Authorised Dealer. The period and conditions of our warranty service are as follow:

1. The warranty covers services by our F&D Authorised Dealer. This warranty card together with the receipt must be presented when servicing is required. This warranty card is irreplaceable in the event of loss.
2. Repair services will be provided for defects arising from normal usage for the following period, commencing from the date of purchase from our F&D Authorised Dealer. (Parts would be replaced when necessary)
   A. Parts:..... 1 year
   B. Technical service free..... 1 year
3. Under the following circumstances, service and parts will be chargeable even within the warranty period:
   A. Failure to present the warranty card and receipt when servicing is required.
   Full particulars not clearly shown or alterations made against the actual information.
   For e.g.: Alteration of the date of purchase, serial numbers-altered or removed.
   B. This unit being tampered with, altered in any way by any unauthorised technicians or which has been subjected to misuse, negligence or accident. This guarantee does not cover damage occuring in transit by or from the cumtomer.
   C. The defect is caused by the attack of household pests, fire , lighting , natural disasters, pollution,abnormal voltage or the usage of generator.

Shenzhen Fenda Technology Co., Ltd.
Add : Fenda Hi-Tech Park,Zhoushi Road,Shiyan,Baoan,Shenzhen,China
P.C. : 518108 Http://www.fenda.com

WARRANTY TERMS & CONDITIONS

****

The warranty will be effective only if the warranty card is completed and returned to the company within 14 days from the date of purchase.We guarantee the provision of free services of F&D product within the warranty period, from its date of purchase from our Authorised Dealer. The period and conditions of our warranty service are as follow:

1. The warranty covers services by our F&D Authorised Dealer. This warranty card together with the receipt must be presented when servicing is required. This warranty card is irreplaceable in the event of loss.
2. Repair services will be provided for defects arising from normal usage for the following period, commencing from the date of purchase from our F&D Authorised Dealer. (Parts would be replaced when necessary)
   A. Parts:..... 1 year
   B. Technical service free..... 1 year
3. Under the following circumstances, service and parts will be chargeable even within the warranty period:
   A. Failure to present the warranty card and receipt when servicing is required.
   Full particulars not clearly shown or alterations made against the actual information.
   For e.g.: Alteration of the date of purchase, serial numbers-altered or removed.
   B. This unit being tampered with, altered in any way by any unauthorised technicians or which has been subjected to misuse, negligence or accident. This guarantee does not cover damage occuring in transit by or from the cumtomer.
   C. The defect is caused by the attack of household pests, fire , lighting , natural disasters, pollution,abnormal voltage or the usage of generator.

Shenzhen Fenda Technology Co., Ltd.
Add : Fenda Hi-Tech Park,Zhoushi Road,Shiyan,Baoan,Shenzhen,China
P.C. : 518108 Http://www.fenda.com

3

Charging:

The unit has built in a rechargeable battery inside, before play the speaker, please follow up below step to charge the unit first.

1. Using the supplied USB cable to connect the MicroUSB jack, and another terminal connect with USB power like PC or other universal USB power.
2. During the charging, the red color LED indicator will turn on, and it will be off when the unit is fully charged.

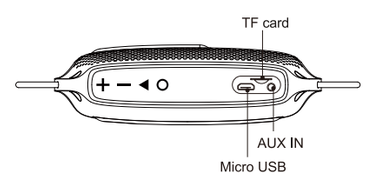

Specifications

Power Output: 4W+4W

Frequency Response: 80Hz-20KHz

Power Input: 5V⎓1000mA

Separation: ≥40dB

S/N Ratio: ≥75dB

Product dimension: W180 x D52 x H81mm

4

1.Warning: Changes or modifications to this unit not expressly approved by the party responsible for compliance could void the user's authority to operate the equipment.

2.NOTE: This equipment has been tested and found to comply with the limits for a Class B digital device, pursuant to Part 15 of the FCC Rules. These limits are designed to provide reasonable protection against harmful interference in a residential installation. This equipment generates, uses and can radiate radio frequency energy and, if not installed and used in accordance with the instructions, may cause harmful interference to radio communications.

However, there is no guarantee that interference will not occur in a particular installation. If this equipment does cause harmful interference to radio or television reception, which can be determined by turning the equipment off and on, the user is encouraged to try to correct the interference by one or more of the following measures:

- Reorient or relocate the receiving antenna.
- Increase the separation between the equipment and receiver.
- Connect the equipment into an outlet on a circuit different from that to which the receiver is connected.
- Consult the dealer or an experienced radio/TV technician for help.

3.This device complies with Part 15 of the FCC Rules. Operation is subject to the following two conditions:
(1) this device may not cause harmful interference, and
(2) this device must accept any interference received, including interference that may cause undesired operation.

4.The device has been evaluated to meet general RF exposure requirement. The device can be used in portable exposure condition without restriction.

SHENZHEN FENDA TECHNOLOGY CO., LTD.
ADD: Fenda Hi-Tech Park, Zhoushi Road, Shiyan, Baoan, Shenzhen, China
Tel: +86-755-27353888 (800 Line)
Fax: +86-755-27353777
P.C: 518108

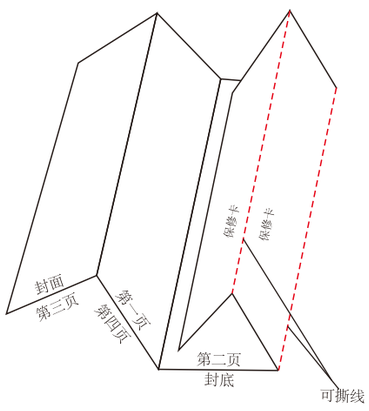

注：此处虚线部分
需要可扯开的 虚线裁切

展开尺寸	350X120MM
成型尺寸	70X120MM
材质要求	80g书纸
印刷要求	单黑正反印刷
工艺要求	无处理
页码数(页)	折页

F&D奋达科技		时间	2016.05.05	订单号	
品牌	F&D	公司型号	W12	客户型号	W12
版本	A0	设计内容	说明书	料号	
电子 / 软件		结构 / 电声		PLM文档编号	
设计者	崔育欢	标准化		项目经理 / 产品经理	
复核		业务		核准	