
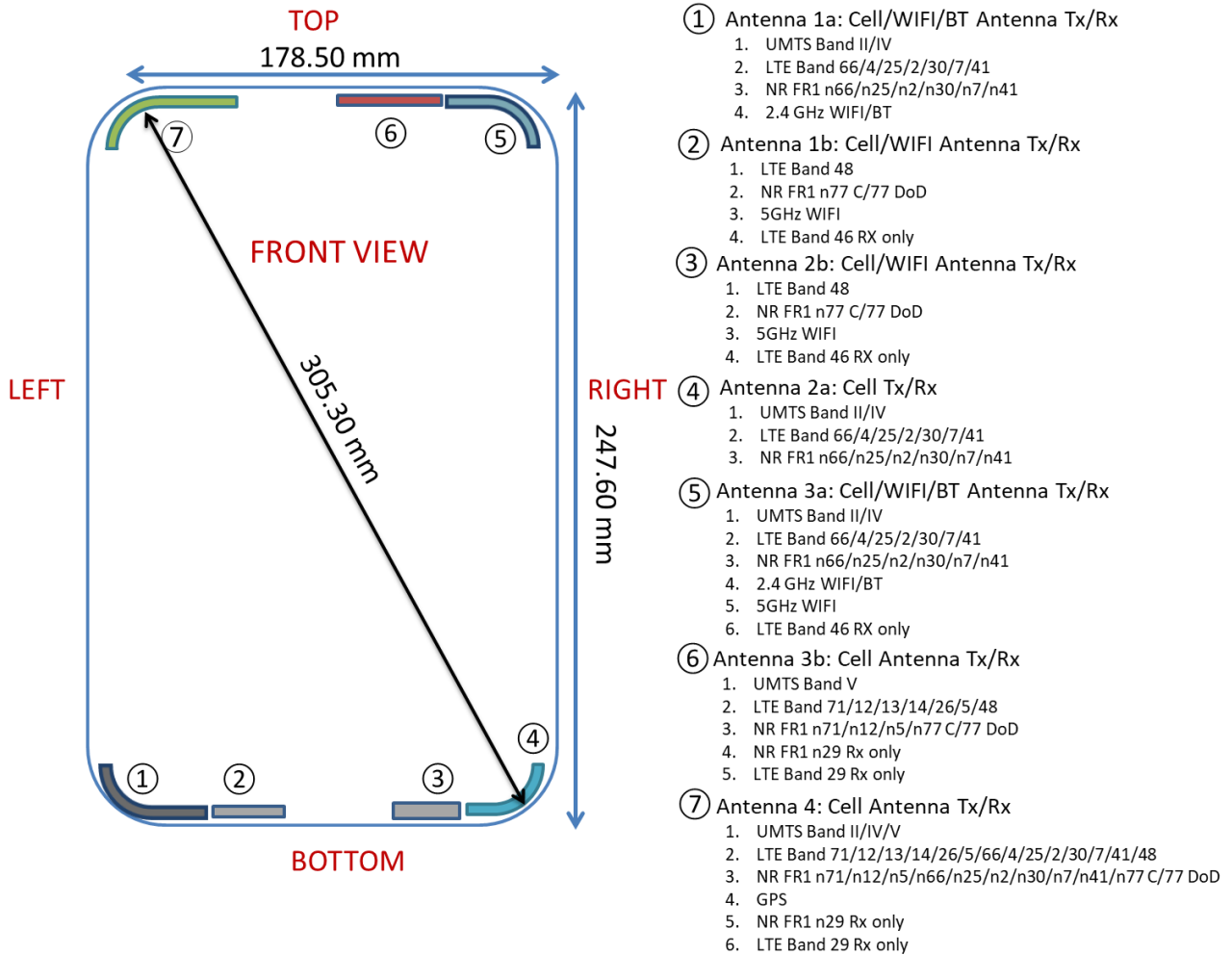



APPENDIX E: DUT ANTENNA DIAGRAM & SAR TEST SETUP PHOTOGRAPHS

FCC ID: BCGA2589	 PCTEST <small>Proud to be part of element</small>	SAR EVALUATION REPORT	Approved by: Quality Manager
Test Dates: 12/07/2021 – 01/03/2022	DUT Type: Tablet Device		APPENDIX E: Page 1 of 5



Note: Exact antenna dimensions and separation distances are shown in the Technical Descriptions in the FCC Filing.

Figure E-1
DUT Antenna Locations


FCC ID: BCGA2589	 PCTEST Proud to be part of element	SAR EVALUATION REPORT	Approved by: Quality Manager
Test Dates: 12/07/2021 – 01/03/2022	DUT Type: Tablet Device		APPENDIX E: Page 2 of 5




SAR Test Setup Photo 1: Body, Back Side at 0.0 cm – Antenna 3a/3b/4



SAR Test Setup Photo 2: Body, Back Side at 0.0 cm – Antenna 1a/1b/2a/2b


FCC ID: BCGA2589	 PCTEST <small>Proud to be part of element</small>	SAR EVALUATION REPORT	Approved by: Quality Manager
Test Dates: 12/07/2021 – 01/03/2022	DUT Type: Tablet Device		APPENDIX E: Page 3 of 5




SAR Test Setup Photo 3: Body, Top Edge at 0.0 cm



SAR Test Setup Photo 4: Body, Bottom Edge at 0.0 cm


FCC ID: BCGA2589	 SAR EVALUATION REPORT	Approved by: Quality Manager
Test Dates: 12/07/2021 – 01/03/2022	DUT Type: Tablet Device	APPENDIX E: Page 4 of 5



SAR Test Setup Photo 5: Body, Right Edge at 0.0 cm



SAR Test Setup Photo 6: Body, Left Edge at 0.0 cm

FCC ID: BCGA2589	 SAR EVALUATION REPORT	Approved by: Quality Manager
Test Dates: 12/07/2021 – 01/03/2022	DUT Type: Tablet Device	APPENDIX E: Page 5 of 5