Mode	41	
	Band Edge	
	U-NII-2C_5.47-5.725_802.11ax HE20_CH140_Full RU_5700MHz	
Pol.	Vertical	Fundamental
Peak	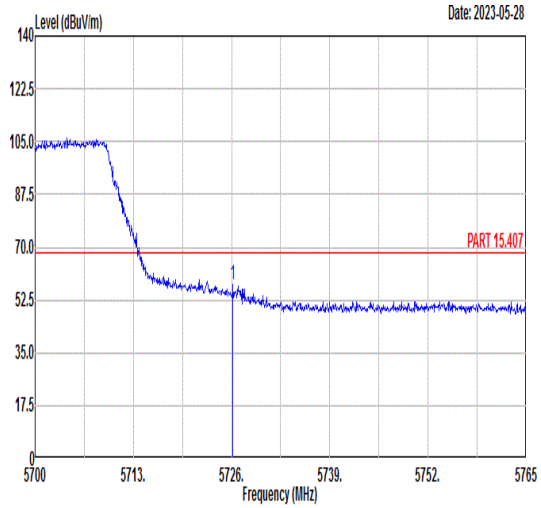 Freq Level Limit Line Margin (dB) Read Level Ant Factor Cable Loss Preamp Factor APos TPos Remark MHz dBuV/m dBuV/m dBuV dB/m dB dB cm deg 1 5726.20 57.70 68.30 -10.60 47.47 34.90 8.68 33.35 319 194 PEAK	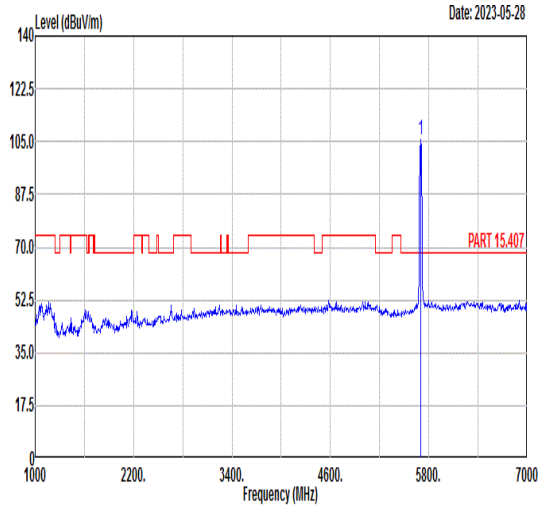 Freq Level Limit Line Margin (dB) Read Level Ant Factor Cable Loss Preamp Factor APos TPos Remark MHz dBuV/m dBuV/m dBuV dB/m dB dB cm deg 1 5700.00 105.84 ------ ------ 95.75 34.85 8.60 33.36 319 194 PEAK
Avg	Blank	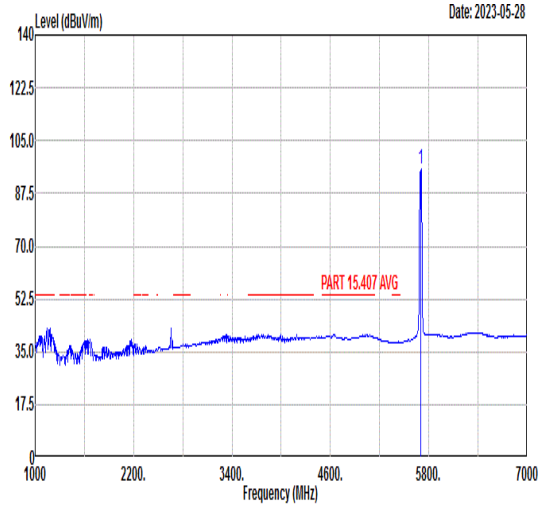 Freq Level Limit Line Margin (dB) Read Level Ant Factor Cable Loss Preamp Factor APos TPos Remark MHz dBuV/m dBuV/m dBuV dB/m dB dB cm deg 1 5700.00 95.60 ------ ------ 85.48 34.86 8.62 33.36 319 194 AVERAGE

Mode	41	
	Harmonic	
	U-NII-2C_5.47-5.725_802.11ax HE20_CH140_Full RU_5700MHz	
Pol.	Horizontal	Vertical
Peak Avg	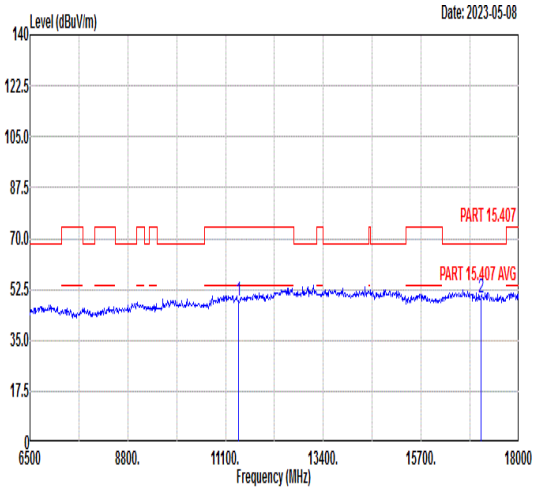 Freq Level Limit Line Margin (dB) Read Level Ant Factor Cable Loss Preamp Factor APos TPos Remark MHz dBuV/m dBuV/m dBuV dB/m dB dB cm deg 1 11400.00 48.80 74.00 -25.20 54.55 38.50 13.71 57.96 --- --- Peak 2 17100.00 49.43 68.30 -18.87 48.33 41.24 16.56 56.70 --- --- Peak	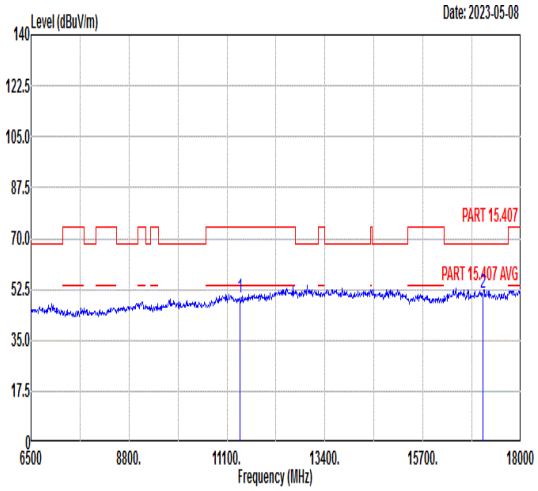 Freq Level Limit Line Margin (dB) Read Level Ant Factor Cable Loss Preamp Factor APos TPos Remark MHz dBuV/m dBuV/m dBuV dB/m dB dB cm deg 1 11400.00 49.82 74.00 -24.18 55.57 38.50 13.71 57.96 --- --- Peak 2 17100.00 51.05 68.30 -17.25 49.95 41.24 16.56 56.70 --- --- Peak

Mode	42	
	Band Edge	
	U-NII-2C_5.47-5.725_802.11ax HE20_CH140_RU26/8_5700MHz	
Pol.	Horizontal	Fundamental
Peak	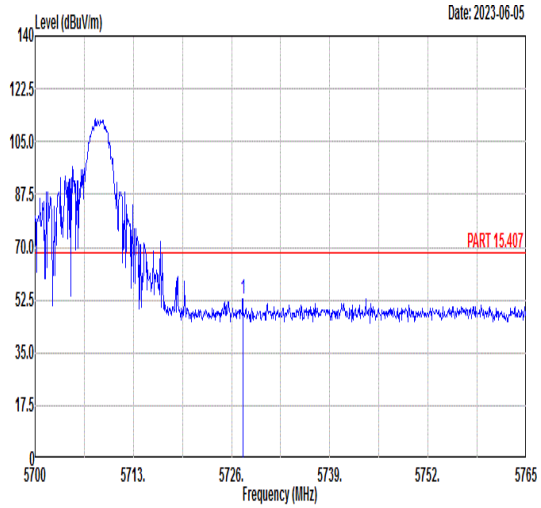 Freq Level Limit Line Margin (dB) Read Level Ant Factor Cable Loss Preamp Factor APos TPos Remark MHz dBuV/m dBuV/m dBuV dB/m dB dB cm deg 1 5727.50 52.83 68.30 -15.47 42.60 34.90 8.68 33.35 241 160 PEAK	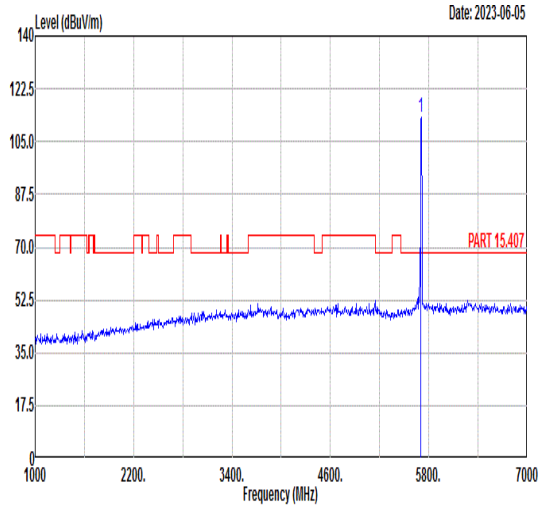 Freq Level Limit Line Margin (dB) Read Level Ant Factor Cable Loss Preamp Factor APos TPos Remark MHz dBuV/m dBuV/m dBuV dB/m dB dB cm deg 1 5700.00 112.83 ------ ------ 102.71 34.86 8.62 33.36 241 160 PEAK
Avg	Blank	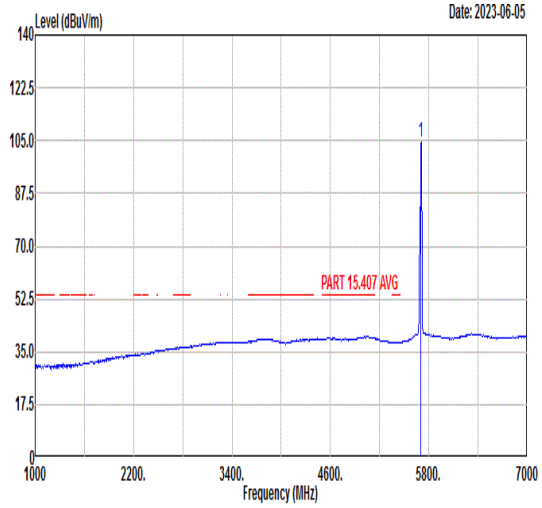 Freq Level Limit Line Margin (dB) Read Level Ant Factor Cable Loss Preamp Factor APos TPos Remark MHz dBuV/m dBuV/m dBuV dB/m dB dB cm deg 1 5700.00 104.71 ------ ------ 94.59 34.86 8.62 33.36 241 160 AVERAGE

Mode	42	
	Band Edge	
	U-NII-2C_5.47-5.725_802.11ax HE20_CH140_RU26/8_5700MHz	
Pol.	Vertical	Fundamental
Peak	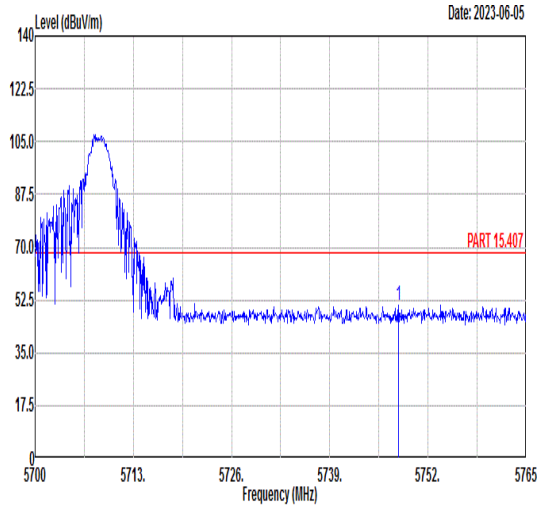 Freq Level Limit Line Margin (dB) Read Level Ant Factor Cable Loss Preamp Factor APos TPos Remark MHz dBuV/m dBuV/m dBuV dB/m dB dB cm deg 1 5748.10 50.78 68.30 -17.52 40.42 34.95 8.76 33.35 366 200 PEAK	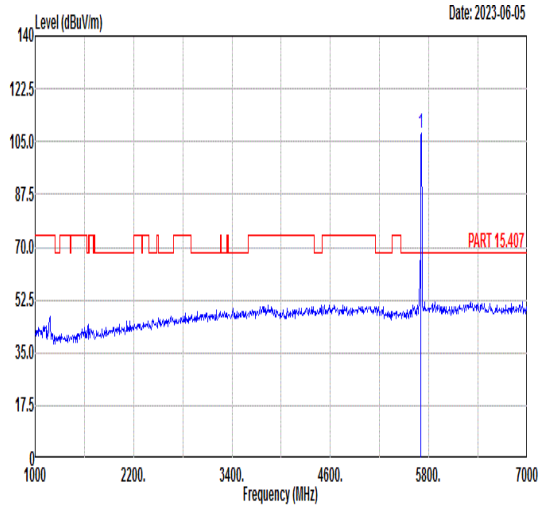 Freq Level Limit Line Margin (dB) Read Level Ant Factor Cable Loss Preamp Factor APos TPos Remark MHz dBuV/m dBuV/m dBuV dB/m dB dB cm deg 1 5700.00 107.58 ------ ------ 97.46 34.86 8.62 33.36 366 200 PEAK
Avg	Blank	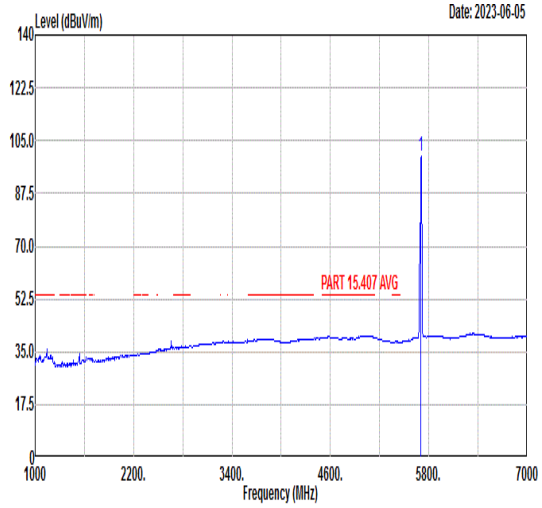 Freq Level Limit Line Margin (dB) Read Level Ant Factor Cable Loss Preamp Factor APos TPos Remark MHz dBuV/m dBuV/m dBuV dB/m dB dB cm deg 1 5700.00 100.11 ------ ------ 89.99 34.86 8.62 33.36 366 200 AVERAGE

Mode	43	
	Band Edge	
	U-NII-2C_5.47-5.725_802.11ax HE20_CH140_RU52/40_5700MHz	
Pol.	Horizontal	Fundamental
Peak	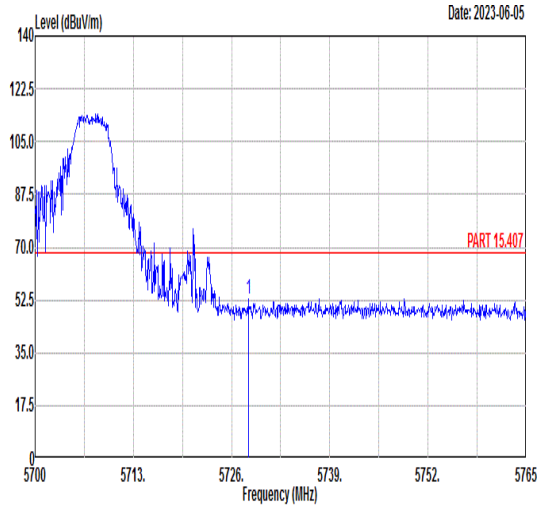 Freq Level Limit Line Margin (dB) Read Level Ant Factor Cable Loss Preamp Factor APos TPos Remark MHz dBuV/m dBuV/m dBuV dB/m dB dB cm deg 1 5728.21 52.76 68.30 -15.54 42.52 34.90 8.69 33.35 235 161 PEAK	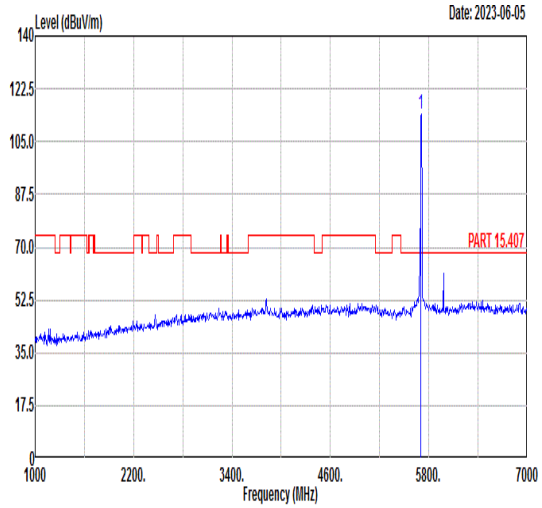 Freq Level Limit Line Margin (dB) Read Level Ant Factor Cable Loss Preamp Factor APos TPos Remark MHz dBuV/m dBuV/m dBuV dB/m dB dB cm deg 1 5700.00 114.23 ------ ------ 104.11 34.86 8.62 33.36 235 161 PEAK
Avg	Blank	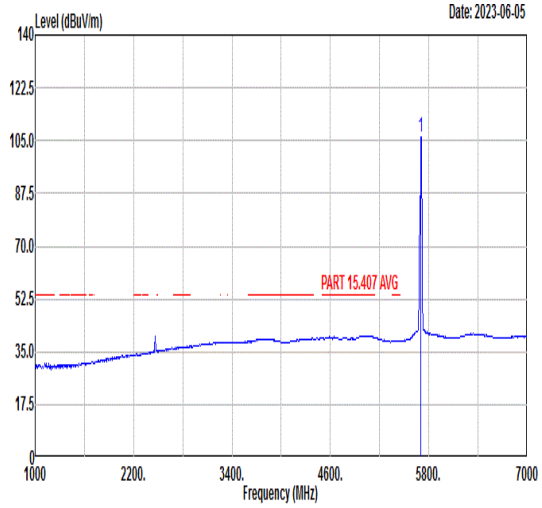 Freq Level Limit Line Margin (dB) Read Level Ant Factor Cable Loss Preamp Factor APos TPos Remark MHz dBuV/m dBuV/m dBuV dB/m dB dB cm deg 1 5700.00 106.06 ------ ------ 95.94 34.86 8.62 33.36 235 161 AVERAGE

Mode	43	
	Band Edge	
	U-NII-2C_5.47-5.725_802.11ax HE20_CH140_RU52/40_5700MHz	
Pol.	Vertical	Fundamental
Peak	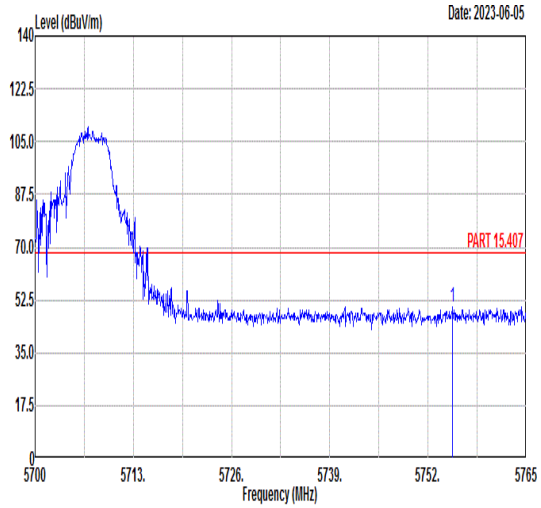 Freq Level Limit Line Margin (dB) Read Level Ant Factor Cable Loss Preamp Factor APos TPos Remark MHz dBuV/m dBuV/m dBuV dB/m dB dB cm deg 1 5755.25 50.29 68.30 -18.01 39.89 34.96 8.79 33.35 336 206 PEAK	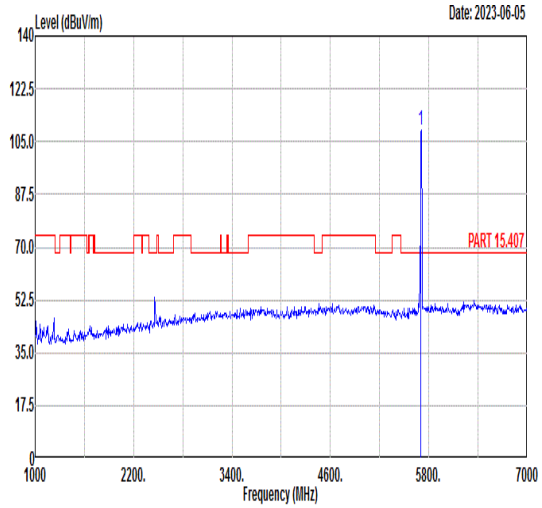 Freq Level Limit Line Margin (dB) Read Level Ant Factor Cable Loss Preamp Factor APos TPos Remark MHz dBuV/m dBuV/m dBuV dB/m dB dB cm deg 1 5700.00 108.90 ------ ------ 98.78 34.86 8.62 33.36 336 206 PEAK
Avg	Blank	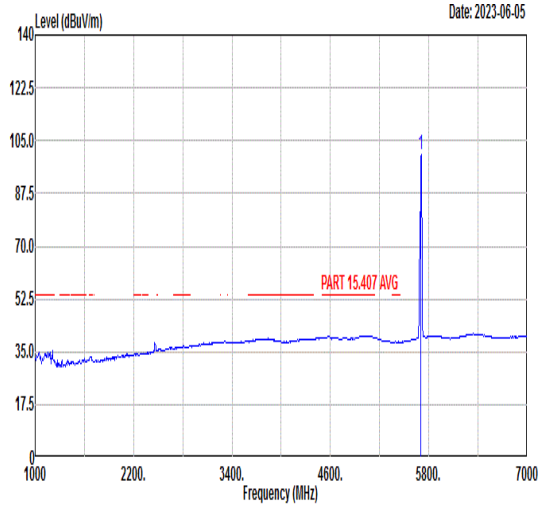 Freq Level Limit Line Margin (dB) Read Level Ant Factor Cable Loss Preamp Factor APos TPos Remark MHz dBuV/m dBuV/m dBuV dB/m dB dB cm deg 1 5700.00 100.12 ------ ------ 90.00 34.86 8.62 33.36 336 206 AVERAGE

Mode	44	
	Band Edge	
	U-NII-2C_5.47-5.725_802.11ax HE20_CH140_RU106/54_5700MHz	
Pol.	Horizontal	Fundamental
Peak	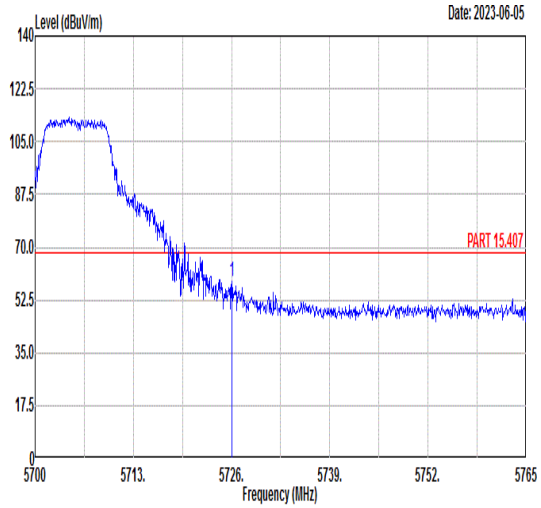 Freq Level Limit Line Margin (dB) Read Level Ant Factor Cable Loss Preamp Factor APos TPos Remark MHz dBuV/m dBuV/m dBuV dB/m dB dB cm deg 1 5726.00 58.84 68.30 -9.46 48.61 34.90 8.68 33.35 257 157 PEAK	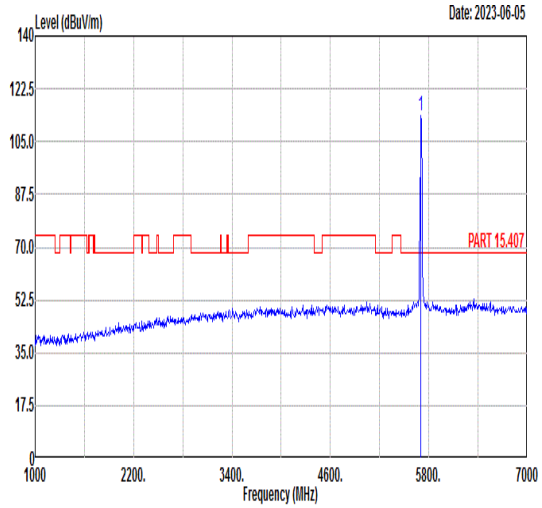 Freq Level Limit Line Margin (dB) Read Level Ant Factor Cable Loss Preamp Factor APos TPos Remark MHz dBuV/m dBuV/m dBuV dB/m dB dB cm deg 1 5700.00 113.44 ------ ------ 103.35 34.85 8.60 33.36 257 157 PEAK
Avg	Blank	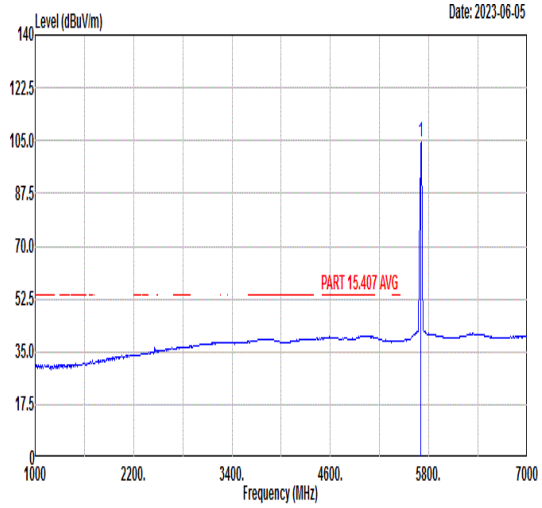 Freq Level Limit Line Margin (dB) Read Level Ant Factor Cable Loss Preamp Factor APos TPos Remark MHz dBuV/m dBuV/m dBuV dB/m dB dB cm deg 1 5700.00 104.48 ------ ------ 94.36 34.86 8.62 33.36 257 157 AVERAGE

Mode	44	
	Band Edge	
	U-NII-2C_5.47-5.725_802.11ax HE20_CH140_RU106/54_5700MHz	
Pol.	Vertical	Fundamental
Peak	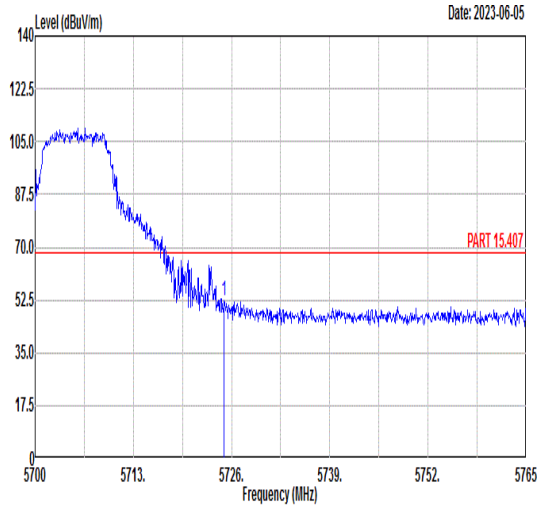 Freq Level Limit Line Margin (dB) Read Level Ant Factor Cable Loss Preamp Factor APos TPos Remark MHz dBuV/m dBuV/m dBuV dB/m dB dB cm deg 1 5725.03 52.26 68.30 -16.04 42.05 34.90 8.67 33.36 373 190 PEAK	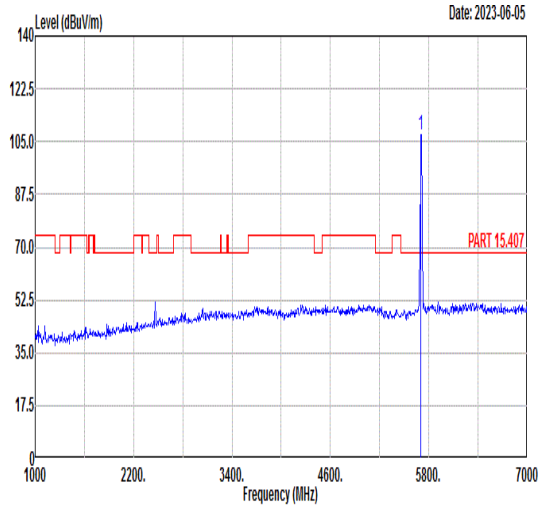 Freq Level Limit Line Margin (dB) Read Level Ant Factor Cable Loss Preamp Factor APos TPos Remark MHz dBuV/m dBuV/m dBuV dB/m dB dB cm deg 1 5700.00 107.45 ------ ------ 97.33 34.86 8.62 33.36 373 190 PEAK
Avg	Blank	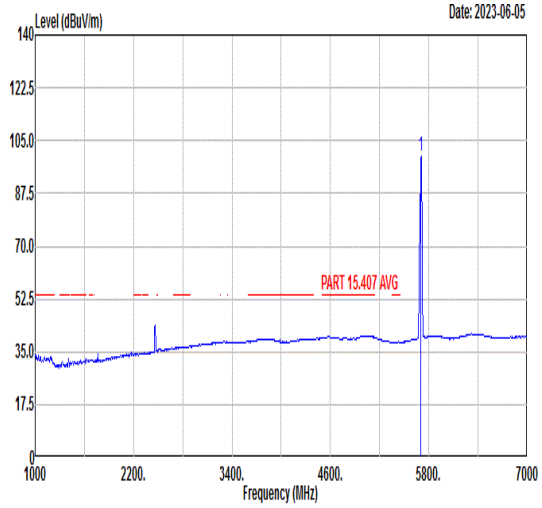 Freq Level Limit Line Margin (dB) Read Level Ant Factor Cable Loss Preamp Factor APos TPos Remark MHz dBuV/m dBuV/m dBuV dB/m dB dB cm deg 1 5700.00 99.61 ------ ------ 89.49 34.86 8.62 33.36 373 190 AVERAGE

Mode	45	
	Band Edge	
	U-NII-2C_5.47-5.725_802.11ax HE20_CH144_Full RU_5720MHz	
Pol.	Horizontal	Fundamental
Peak	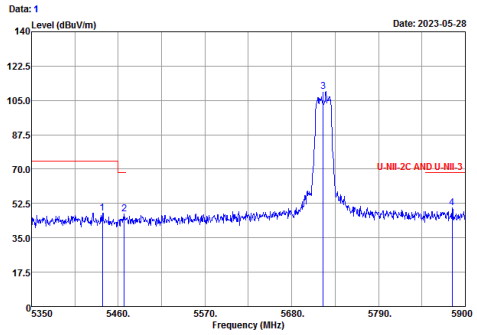 Site : 03CH03-SZ Condition : U-NII-2C AND U-NII-3 3m ANT3117_0057 HORIZONTAL : RBW:1000.000KHz VBW:3000.000KHz Mode : 45 Setting : MCS0 Power setting 17.5 Plane : Z with Accessories : #12 2Q37B1WF3J00BF Freq Level Over Limit Limit ReadAntenna Level Factor Cable Loss Preamp Factor A/Pos T/Pos Remark MHz dBuV/m dB dBuV/m dBuV dB/m dB dB cm deg 1 5440.20 47.65 -26.35 74.00 38.12 34.42 8.43 33.32 135 67 Peak 2 5467.70 47.11 -21.19 68.30 37.68 34.41 8.38 33.36 135 67 Peak 3 5720.00 109.77 ------ ------ 99.59 34.88 8.65 33.35 135 67 Peak 4 5883.50 50.42 -17.88 68.30 39.66 35.24 8.85 33.33 135 67 Peak	Blank
Avg	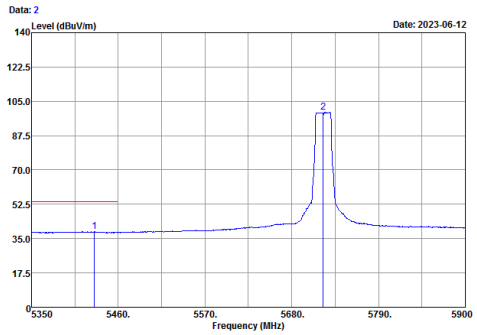 Site : 03CH03-SZ Condition : PART 15.407 AVG 3m ANT3117_0057 HORIZONTAL : RBW:1000.000KHz VBW:0.010KHz Mode : 45 Setting : MCS0 Power setting 17.5 Plane : Z with Accessories : #12 2Q37B1WF3J00BF Freq Level Over Limit Limit ReadAntenna Level Factor Cable Loss Preamp Factor A/Pos T/Pos Remark MHz dBuV/m dB dBuV/m dBuV dB/m dB dB cm deg 1 5429.75 38.51 -15.49 54.00 28.97 34.43 8.43 33.32 135 67 Average 2 5720.00 99.32 ------ ------ 89.14 34.88 8.65 33.35 135 67 Average	Blank

Mode	45	
	Band Edge	
	U-NII-2C_5.47-5.725_802.11ax HE20_CH144_Full RU_5720MHz	
Pol.	Vertical	Fundamental
Peak	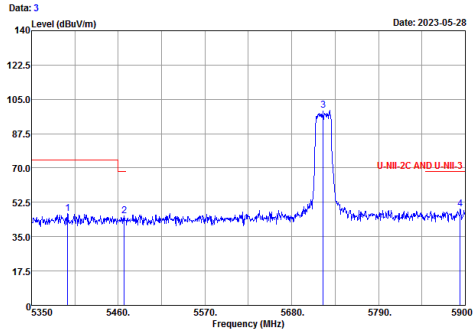 Site : 03CH03-SZ Condition : U-NII-2C AND U-NII-3 3m ANT3117_0057 VERTICAL : RBW:1000.000KHz VBW:3000.000KHz Mode : 45 Setting : MCS0 Power setting 17.5 Plane : Z with Accessories : #12 2Q37B1WF3J00BF Freq Level Over Limit Limit ReadAntenna Level Cable Loss Preamp Factor A/Pos T/Pos Remark MHz dBuV/m dB dBuV/m dBuV dB/m dB dB cm deg 1 5395.65 46.63 -27.37 74.00 36.94 34.44 8.48 33.23 106 13 Peak 2 5467.70 45.74 -22.56 68.30 36.31 34.41 8.38 33.36 106 13 Peak 3 5720.00 99.32 ------ ------ 89.14 34.88 8.65 33.35 106 13 Peak 4 5893.40 49.02 -19.28 68.30 38.23 35.27 8.85 33.33 106 13 Peak	Blank
Avg	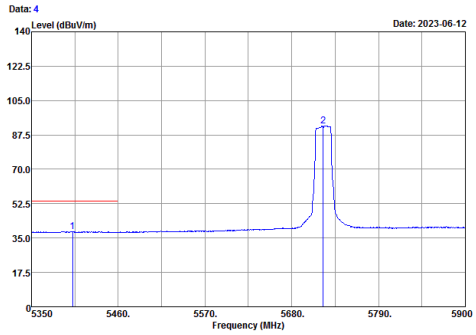 Site : 03CH03-SZ Condition : PART 15.407 AVG 3m ANT3117_0057 VERTICAL : RBW:1000.000KHz VBW:0.010KHz Mode : 45 Setting : MCS0 Power setting 17.5 Plane : Z with Accessories : #12 2Q37B1WF3J00BF Freq Level Over Limit Limit ReadAntenna Level Cable Loss Preamp Factor A/Pos T/Pos Remark MHz dBuV/m dB dBuV/m dBuV dB/m dB dB cm deg 1 5402.25 38.35 -15.65 54.00 28.70 34.44 8.48 33.27 106 13 Average 2 5720.00 92.14 ------ ------ 81.96 34.88 8.65 33.35 106 13 Average	Blank

Mode	45	
	Harmonic	
	U-NII-2C_5.47-5.725_802.11ax HE20_CH144_Full RU_5720MHz	
Pol.	Horizontal	Vertical
Peak Avg	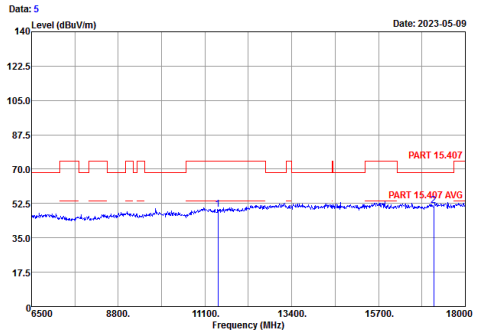 Site : 03CH02-SZ Condition : PART 15.407 3m HF_ANT_3117_0107 HORIZONTAL Project : 272102-02 Mode : 45 SN : #9 2q37b1wf3j002z Plane : Y with Accessories setting : MCS0 power setting 17.5 1 11440.00 49.46 -24.54 74.00 55.16 38.53 13.71 57.94 --- --- Peak 2 17160.00 51.40 -16.90 68.30 50.35 41.27 16.55 56.77 --- --- Peak	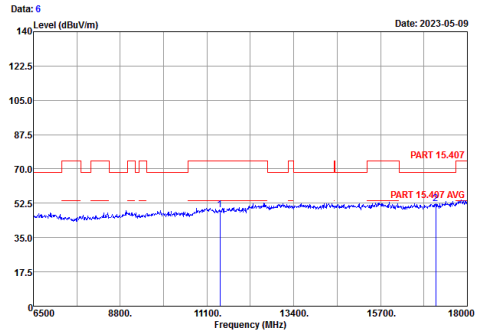 Site : 03CH02-SZ Condition : PART 15.407 3m HF_ANT_3117_0107 VERTICAL Project : 272102-02 Mode : 45 SN : #9 2q37b1wf3j002z Plane : Y with Accessories setting : MCS0 power setting 17.5 1 11440.00 49.25 -24.75 74.00 54.95 38.53 13.71 57.94 --- --- Peak 2 17160.00 52.44 -15.86 68.30 51.39 41.27 16.55 56.77 --- --- Peak

Mode	46	
	Band Edge	
	U-NII-2C_5.47-5.725_802.11ax HE20_CH144_RU26/8_5720MHz	
Pol.	**Horizontal**	**Fundamental**
Peak	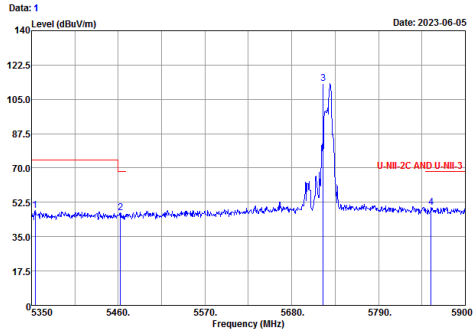 Site : 03CH03-SZ Condition : U-NII-2C AND U-NII-3 3m ANT3117_0057 HORIZONTAL : RBW:1000.000KHz VBW:3000.000KHz Mode : 46 Setting : MCS0 Power setting 13.5 Plane : Z with Accessories 26/8 : #26 2Q37B2DF47004P Freq Level Over Limit Limit ReadAntenna Level Cable Loss Preamp Factor A/Pos T/Pos Remark MHz dBuV/m dB dBuV/m dBuV dB/m dB dB cm deg 1 5354.40 48.48 -25.52 74.00 38.83 34.46 8.38 33.19 240 162 Peak 2 5462.75 47.25 -21.05 68.30 37.77 34.41 8.43 33.36 240 162 Peak 3 5720.00 113.17 ------ ------ 102.99 34.88 8.65 33.35 240 162 Peak 4 5856.55 49.83 -18.47 68.30 39.13 35.18 8.85 33.33 240 162 Peak	**Blank**
Avg	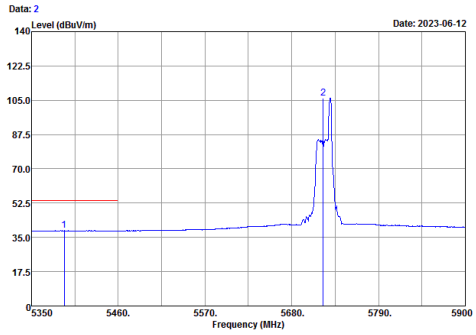 Site : 03CH03-SZ Condition : PART 15.407 AVG 3m ANT3117_0057 HORIZONTAL : RBW:1000.000KHz VBW:0.300KHz Mode : 46 Setting : MCS0 Power setting 13.5 Plane : Z with Accessories 26/8 : #26 2Q37B2DF47004P Freq Level Over Limit Limit ReadAntenna Level Cable Loss Preamp Factor A/Pos T/Pos Remark MHz dBuV/m dB dBuV/m dBuV dB/m dB dB cm deg 1 5391.25 38.53 -15.47 54.00 28.84 34.44 8.48 33.23 240 162 Average 2 5720.00 106.00 ------ ------ 95.82 34.88 8.65 33.35 240 162 Average	**Blank**

Mode	46	
	Band Edge	
	U-NII-2C_5.47-5.725_802.11ax HE20_CH144_RU26/8_5720MHz	
Pol.	**Vertical**	**Fundamental**
Peak	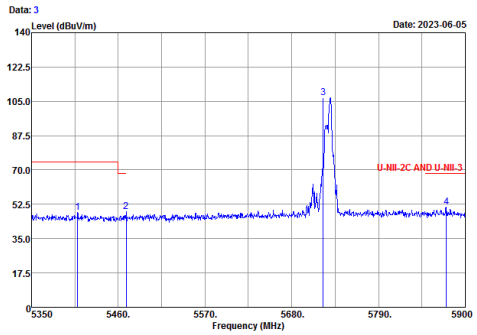 Site : 03CH03-SZ Condition : U-NII-2C AND U-NII-3 3m ANT3117_0057 VERTICAL : RBW:1000.000KHz VBW:3000.000KHz Mode : 46 Setting : MCS0 Power setting 13.5 Plane : Z with Accessories 26/8 : #26 2Q37B2DF47004P Freq Level Over Limit Limit Line ReadAntenna Level Factor Cable Loss Preamp Factor A/Pos T/Pos Remark MHz dBuV/m dB dBuV/m dBuV dB/m dB dB cm deg 1 5408.30 48.36 -25.64 74.00 38.71 34.44 8.48 33.27 348 207 Peak 2 5469.90 48.73 -19.57 68.30 39.30 34.41 8.38 33.36 348 207 Peak 3 5720.00 106.97 ------ ------ 96.79 34.88 8.65 33.35 348 207 Peak 4 5875.80 50.97 -17.33 68.30 40.22 35.23 8.85 33.33 348 207 Peak	**Blank**
Avg	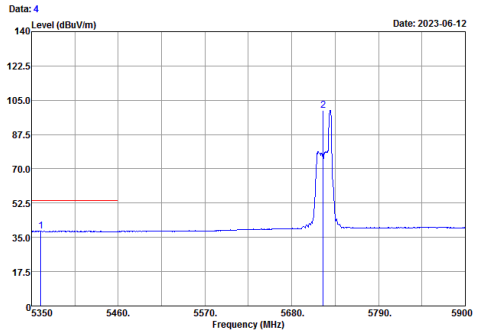 Site : 03CH03-SZ Condition : PART 15.407 AVG 3m ANT3117_0057 VERTICAL : RBW:1000.000KHz VBW:0.300KHz Mode : 46 Setting : MCS0 Power setting 13.5 Plane : Z with Accessories 26/8 : #26 2Q37B2DF47004P Freq Level Over Limit Limit Line ReadAntenna Level Factor Cable Loss Preamp Factor A/Pos T/Pos Remark MHz dBuV/m dB dBuV/m dBuV dB/m dB dB cm deg 1 5362.10 38.21 -15.79 54.00 28.56 34.46 8.38 33.19 348 207 Average 2 5720.00 100.02 ------ ------ 89.84 34.88 8.65 33.35 348 207 Average	**Blank**

Mode	47	
	Band Edge	
	U-NII-2C_5.47-5.725_802.11ax HE20_CH144_RU52/40_5720MHz	
Pol.	**Horizontal**	**Fundamental**
Peak	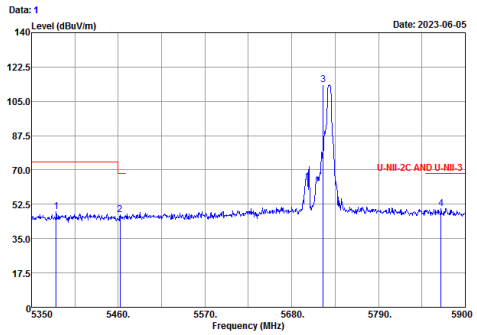 Site : 03CH03-SZ Condition : U-NII-2C AND U-NII-3 3m ANT3117_0057 HORIZONTAL : RBW:1000.000KHz VBW:3000.000KHz Mode : 47 Setting : MCS0 Power setting 16.5 Plane : Z with Accessories 52/40 : #26 2Q37B2DF47004P Freq Level Over Limit Limit Line ReadAntenna Level Factor Cable Loss Preamp Factor A/Pos T/Pos Remark MHz dBuV/m dB dBuV/m dBuV dB/m dB dB cm deg 1 5381.35 48.62 -25.38 74.00 39.02 34.45 8.38 33.23 257 158 Peak 2 5462.20 47.24 -21.06 68.30 37.75 34.42 8.43 33.36 257 158 Peak 3 5720.00 113.60 ------ ------ 103.42 34.88 8.65 33.35 257 158 Peak 4 5869.20 50.34 -17.96 68.30 39.61 35.21 8.85 33.33 257 158 Peak	**Blank**
Avg	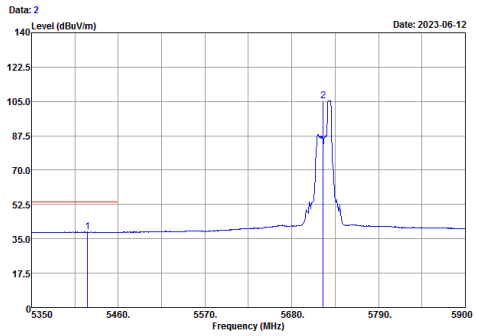 Site : 03CH03-SZ Condition : PART 15.407 AVG 3m ANT3117_0057 HORIZONTAL : RBW:1000.000KHz VBW:0.300KHz Mode : 47 Setting : MCS0 Power setting 16.5 Plane : Z with Accessories 52/40 : #26 2Q37B2DF47004P Freq Level Over Limit Limit Line ReadAntenna Level Factor Cable Loss Preamp Factor A/Pos T/Pos Remark MHz dBuV/m dB dBuV/m dBuV dB/m dB dB cm deg 1 5420.95 38.50 -15.50 54.00 28.86 34.43 8.48 33.27 257 158 Average 2 5720.00 105.45 ------ ------ 95.27 34.88 8.65 33.35 257 158 Average	**Blank**

Mode	47	
	Band Edge	
	U-NII-2C_5.47-5.725_802.11ax HE20_CH144_RU52/40_5720MHz	
Pol.	Vertical	Fundamental
Peak	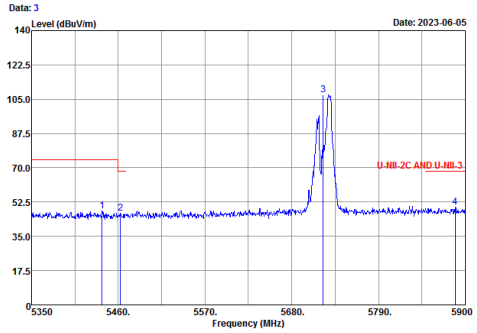 Site : 03CH03-SZ Condition : U-NII-2C AND U-NII-3 3m ANT3117_0057 VERTICAL : RBW:1000.000KHz VBW:3000.000KHz Mode : 47 Setting : MCS0 Power setting 16.5 Plane : Z with Accessories 52/40 : #26 2Q37B2DF47004P Freq Level Over Limit Limit Line ReadAntenna Level Factor Cable Loss Preamp Factor A/Pos T/Pos Remark MHz dBuV/m dB dBuV/m dBuV dB/m dB dB cm deg 1 5439.65 47.86 -26.14 74.00 38.33 34.42 8.43 33.32 348 207 Peak 2 5462.75 46.80 -21.50 68.30 37.32 34.41 8.43 33.36 348 207 Peak 3 5720.00 107.38 ------ ------ 97.20 34.88 8.65 33.35 348 207 Peak 4 5887.35 49.88 -18.42 68.30 39.11 35.25 8.85 33.33 348 207 Peak	Blank
Avg	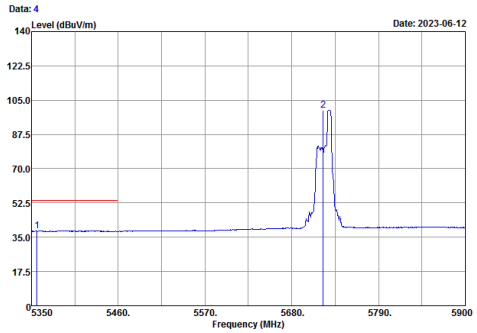 Site : 03CH03-SZ Condition : PART 15.407 AVG 3m ANT3117_0057 VERTICAL : RBW:1000.000KHz VBW:0.300KHz Mode : 47 Setting : MCS0 Power setting 16.5 Plane : Z with Accessories 52/40 : #26 2Q37B2DF47004P Freq Level Over Limit Limit Line ReadAntenna Level Factor Cable Loss Preamp Factor A/Pos T/Pos Remark MHz dBuV/m dB dBuV/m dBuV dB/m dB dB cm deg 1 5357.15 38.25 -15.75 54.00 28.60 34.46 8.38 33.19 348 207 Average 2 5720.00 99.71 ------ ------ 89.53 34.88 8.65 33.35 348 207 Average	Blank

Mode	48	
	Band Edge	
	U-NII-2C_5.47-5.725_802.11ax HE20_CH144_RU106/54_5720MHz	
Pol.	Horizontal	Fundamental
Peak	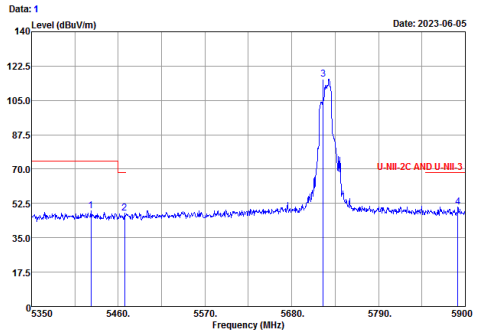 Site : 03CH03-SZ Condition : U-NII-2C AND U-NII-3 3m ANT3117_0057 HORIZONTAL : RBW:1000.000KHz VBW:3000.000KHz Mode : 48 Setting : MCS0 Power setting 16.5 Plane : Z with Accessories 106/54 : #26 2Q37B2DF47004P Freq Level Over Limit Limit Line ReadAntenna Level Factor Cable Loss Preamp Factor A/Pos T/Pos Remark MHz dBuV/m dB dBuV/m dBuV dB/m dB dB cm deg 1 5425.35 48.75 -25.25 74.00 39.11 34.43 8.48 33.27 257 158 Peak 2 5468.25 47.76 -20.54 68.30 38.33 34.41 8.38 33.36 257 158 Peak 3 5720.00 115.83 ------ ------ 105.65 34.88 8.65 33.35 257 158 Peak 4 5890.65 50.77 -17.53 68.30 39.99 35.26 8.85 33.33 257 158 Peak	Blank
Avg	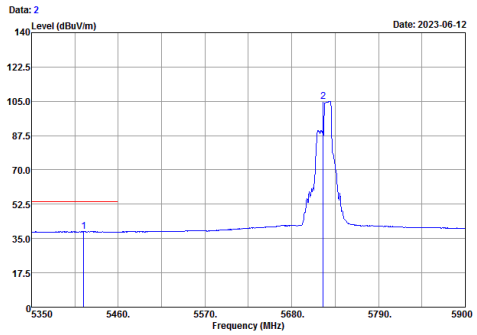 Site : 03CH03-SZ Condition : PART 15.407 AVG 3m ANT3117_0057 HORIZONTAL : RBW:1000.000KHz VBW:0.300KHz Mode : 48 Setting : MCS0 Power setting 16.5 Plane : Z with Accessories 106/54 : #26 2Q37B2DF47004P Freq Level Over Limit Limit Line ReadAntenna Level Factor Cable Loss Preamp Factor A/Pos T/Pos Remark MHz dBuV/m dB dBuV/m dBuV dB/m dB dB cm deg 1 5416.00 38.61 -15.39 54.00 28.97 34.43 8.48 33.27 257 158 Average 2 5720.00 104.89 ------ ------ 94.71 34.88 8.65 33.35 257 158 Average	Blank

Mode	48	
	Band Edge	
	U-NII-2C_5.47-5.725_802.11ax HE20_CH144_RU106/54_5720MHz	
Pol.	Vertical	Fundamental
Peak	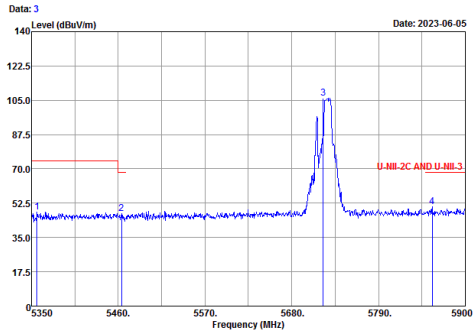 Site : 03CH03-SZ Condition : U-NII-2C AND U-NII-3 3m ANT3117_0057 VERTICAL : RBW:1000.000KHz VBW:3000.000KHz Mode : 48 Setting : MCS0 Power setting 16.5 Plane : Z with Accessories 106/54 : #26 2Q37B2DF47004P Freq Level Over Limit Limit Line ReadAntenna Level Factor Cable Loss Preamp Factor A/Pos T/Pos Remark MHz dBuV/m dB dBuV/m dBuV dB/m dB dB cm deg 1 5357.15 47.85 -26.15 74.00 38.20 34.46 8.38 33.19 370 209 Peak 2 5464.40 47.34 -20.96 68.30 37.86 34.41 8.43 33.36 370 209 Peak 3 5720.00 106.14 ------ ------ 95.96 34.88 8.65 33.35 370 209 Peak 4 5858.20 50.82 -17.48 68.30 40.11 35.19 8.85 33.33 370 209 Peak	Blank
Avg	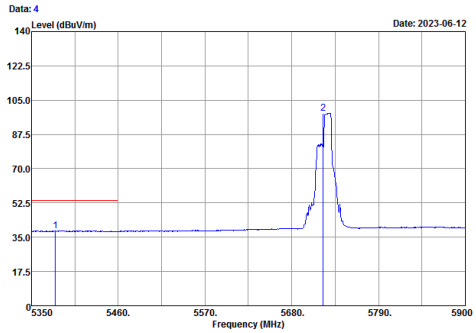 Site : 03CH03-SZ Condition : PART 15.407 AVG 3m ANT3117_0057 VERTICAL : RBW:1000.000KHz VBW:0.300KHz Mode : 48 Setting : MCS0 Power setting 16.5 Plane : Z with Accessories 106/54 : #26 2Q37B2DF47004P Freq Level Over Limit Limit Line ReadAntenna Level Factor Cable Loss Preamp Factor A/Pos T/Pos Remark MHz dBuV/m dB dBuV/m dBuV dB/m dB dB cm deg 1 5380.25 38.31 -15.69 54.00 28.71 34.45 8.38 33.23 370 209 Average 2 5720.00 98.44 ------ ------ 88.26 34.88 8.65 33.35 370 209 Average	Blank

Mode	49	
	Band Edge - L	
	U-NII-2C_5.47-5.725_802.11ax HE40_CH102_Full RU_5510MHz	
Pol.	Horizontal	Fundamental
Peak	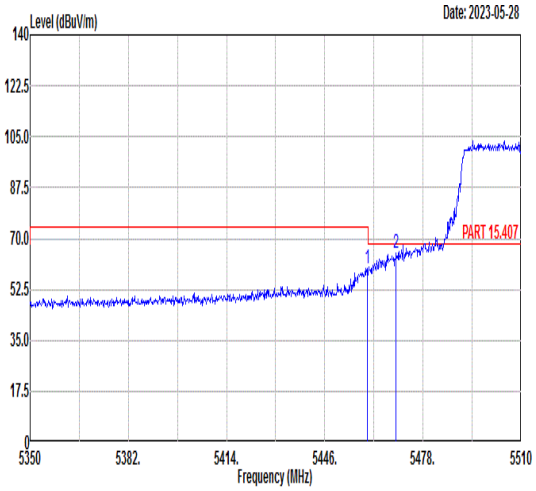 Freq Level Limit Line Margin (dB) Read Level Ant Factor Cable Loss Preamp Factor APos TPos Remark MHz dBuV/m dBuV/m dBuV dB/m dB dB cm deg 1 5459.76 59.86 74.00 -14.14 50.38 34.42 8.41 33.35 261 171 PEAK 2 5469.20 65.10 68.30 -3.20 55.65 34.41 8.40 33.36 261 171 PEAK	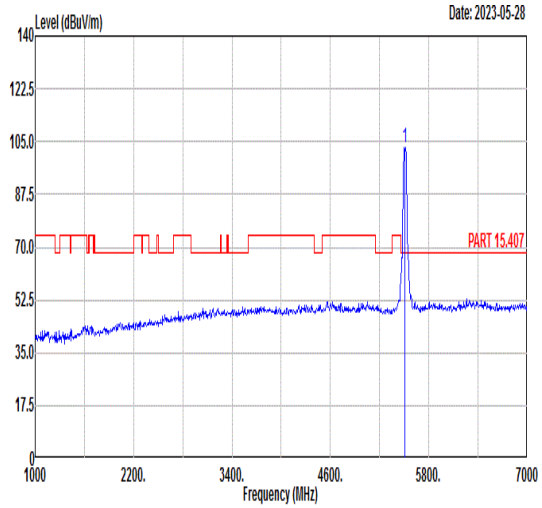 Freq Level Limit Line Margin (dB) Read Level Ant Factor Cable Loss Preamp Factor APos TPos Remark MHz dBuV/m dBuV/m dBuV dB/m dB dB cm deg 1 5510.00 102.84 ------ ------ 93.47 34.44 8.33 33.40 261 171 PEAK
Avg	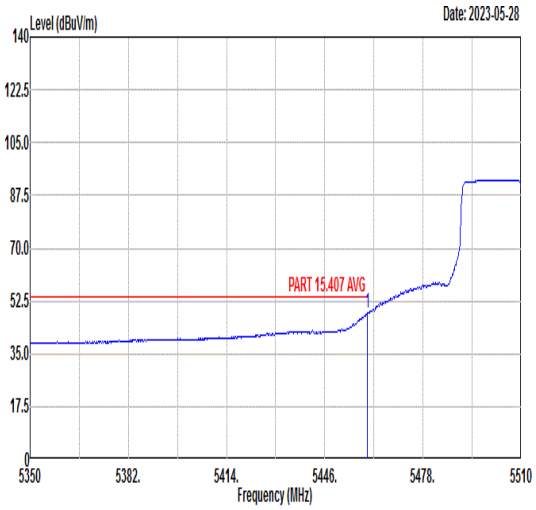 Freq Level Limit Line Margin (dB) Read Level Ant Factor Cable Loss Preamp Factor APos TPos Remark MHz dBuV/m dBuV/m dBuV dB/m dB dB cm deg 1 5459.92 48.64 54.00 -5.36 39.16 34.42 8.41 33.35 261 171 AVERAGE	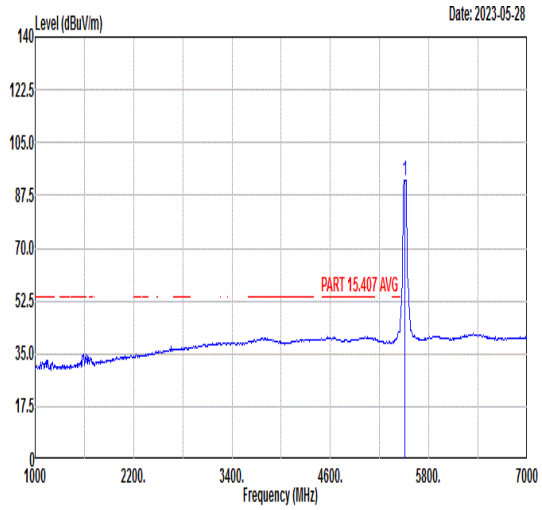 Freq Level Limit Line Margin (dB) Read Level Ant Factor Cable Loss Preamp Factor APos TPos Remark MHz dBuV/m dBuV/m dBuV dB/m dB dB cm deg 1 5510.00 92.70 ------ ------ 83.33 34.44 8.33 33.40 261 171 AVERAGE

Mode	49	
	Band Edge - R	
	U-NII-2C_5.47-5.725_802.11ax HE40_CH102_Full RU_5510MHz	
Pol.	Horizontal	Fundamental
Peak	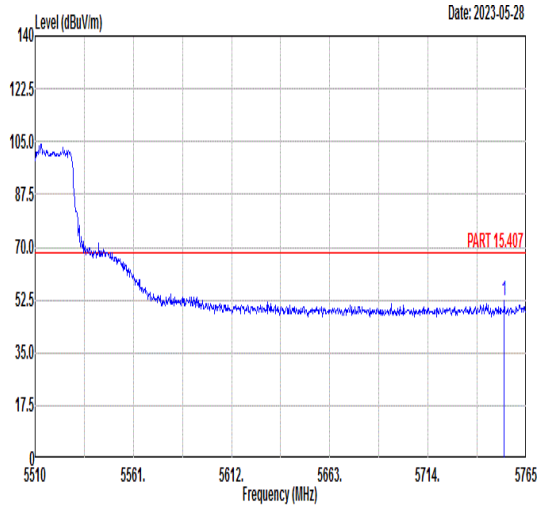 Freq Level Limit Line Margin (dB) Read Level Ant Factor Cable Loss Preamp Factor APos TPos Remark MHz dBuV/m dBuV/m dBuV dB/m dB dB cm deg 1 5753.53 52.43 68.30 -15.87 42.04 34.96 8.78 33.35 261 171 PEAK	Blank

Mode	49	
	Band Edge - L	
	U-NII-2C_5.47-5.725_802.11ax HE40_CH102_Full RU_5510MHz	
Pol.	Vertical	Fundamental
Peak	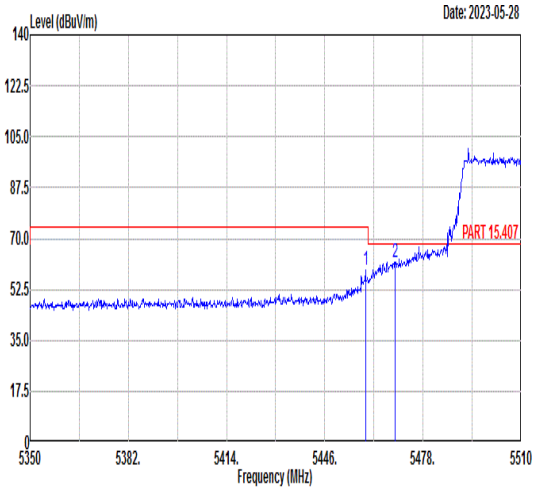 Freq Level Limit Line Margin (dB) Read Level Ant Factor Cable Loss Preamp Factor APos TPos Remark MHz dBuV/m dBuV/m dBuV dB/m dB dB cm deg 1 5459.28 59.31 74.00 -14.69 49.83 34.42 8.41 33.35 347 193 PEAK 2 5468.88 61.92 68.30 -6.38 52.47 34.41 8.40 33.36 347 193 PEAK	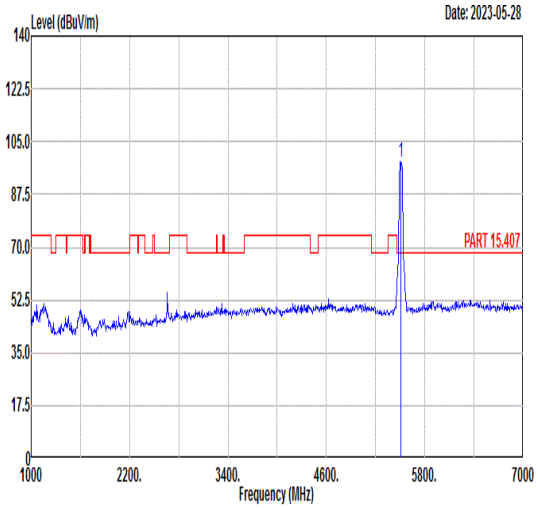 Freq Level Limit Line Margin (dB) Read Level Ant Factor Cable Loss Preamp Factor APos TPos Remark MHz dBuV/m dBuV/m dBuV dB/m dB dB cm deg 1 5510.00 98.18 ------ ------ 88.82 34.41 8.35 33.40 347 193 PEAK
Avg	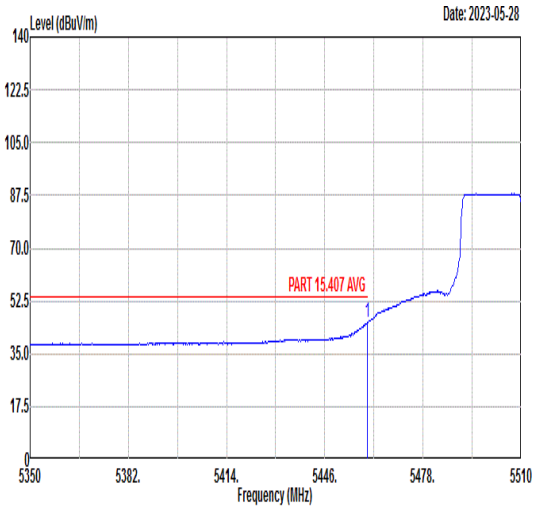 Freq Level Limit Line Margin (dB) Read Level Ant Factor Cable Loss Preamp Factor APos TPos Remark MHz dBuV/m dBuV/m dBuV dB/m dB dB cm deg 1 5459.92 45.42 54.00 -8.58 35.94 34.42 8.41 33.35 347 193 AVERAGE	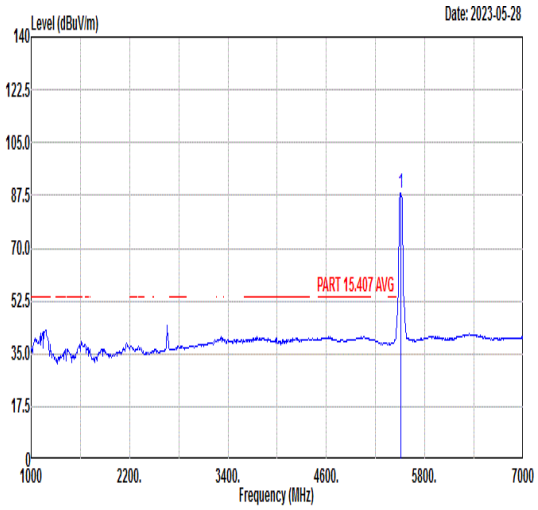 Freq Level Limit Line Margin (dB) Read Level Ant Factor Cable Loss Preamp Factor APos TPos Remark MHz dBuV/m dBuV/m dBuV dB/m dB dB cm deg 1 5510.00 88.05 ------ ------ 78.69 34.41 8.35 33.40 347 193 AVERAGE

Mode	49	
	Band Edge - R	
	U-NII-2C_5.47-5.725_802.11ax HE40_CH102_Full RU_5510MHz	
Pol.	Vertical	Fundamental
Peak	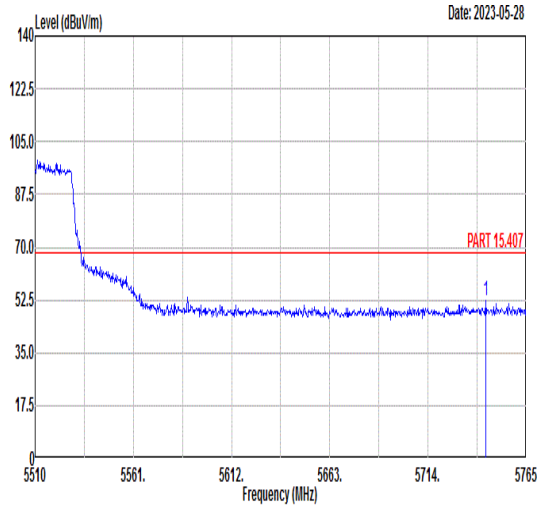 Freq Level Limit Line Margin (dB) Read Level Ant Factor Cable Loss Preamp Factor APos TPos Remark MHz dBuV/m dBuV/m dBuV dB/m dB dB cm deg 1 5744.09 52.40 68.30 -15.90 42.07 34.94 8.74 33.35 347 193 PEAK	Blank

Mode	49	
	Harmonic	
	U-NII-2C_5.47-5.725_802.11ax HE40_CH102_Full RU_5510MHz	
Pol.	Horizontal	Vertical
Peak Avg	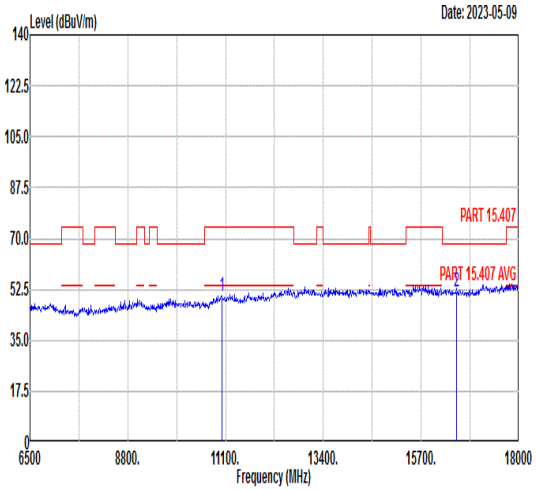 Freq Level Limit Line Margin (dB) Read Level Ant Factor Cable Loss Preamp Factor APos TPos Remark MHz dBuV/m dBuV/m dBuV dB/m dB dB cm deg 1 11020.00 50.00 74.00 -24.00 56.31 38.12 13.76 58.19 --- --- Peak 2 16530.00 51.86 68.30 -16.44 52.20 40.97 16.14 57.45 --- --- Peak	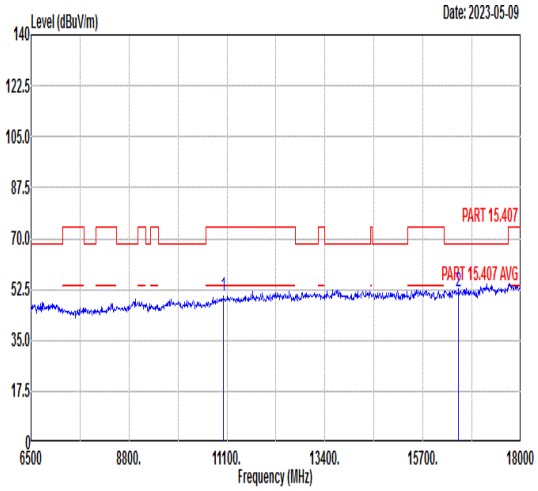 Freq Level Limit Line Margin (dB) Read Level Ant Factor Cable Loss Preamp Factor APos TPos Remark MHz dBuV/m dBuV/m dBuV dB/m dB dB cm deg 1 11020.00 49.97 74.00 -24.03 56.28 38.12 13.76 58.19 --- --- Peak 2 16530.00 51.65 68.30 -16.65 51.99 40.97 16.14 57.45 --- --- Peak

Mode	50	
	Band Edge - L	
	U-NII-2C_5.47-5.725_802.11ax HE40_CH110_Full RU_5550MHz	
Pol.	Horizontal	Fundamental
Peak	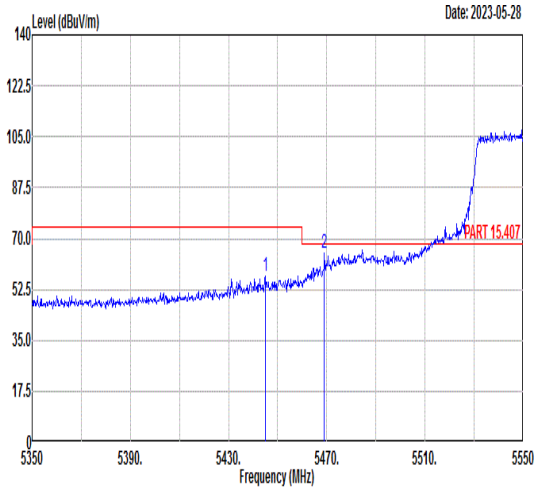 Freq Level Limit Line Margin (dB) Read Level Ant Factor Cable Loss Preamp Factor APos TPos Remark MHz dBuV/m dBuV/m dBuV dB/m dB dB cm deg 1 5445.00 56.95 74.00 -17.05 47.42 34.42 8.43 33.32 188 167 PEAK 2 5469.00 64.87 68.30 -3.43 55.42 34.41 8.40 33.36 188 167 PEAK	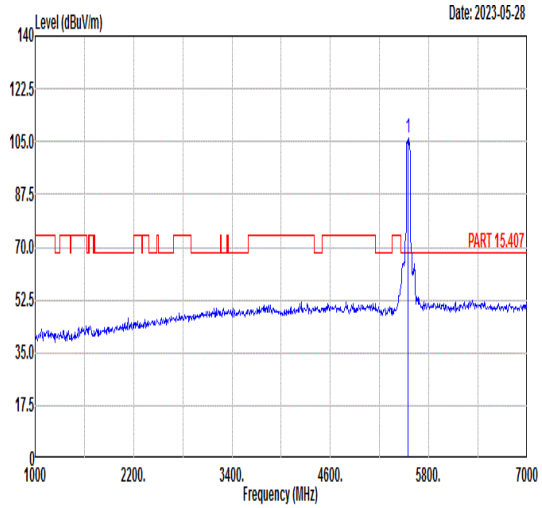 Freq Level Limit Line Margin (dB) Read Level Ant Factor Cable Loss Preamp Factor APos TPos Remark MHz dBuV/m dBuV/m dBuV dB/m dB dB cm deg 1 5550.00 106.39 ------ ------ 96.98 34.52 8.28 33.39 188 167 PEAK
Avg	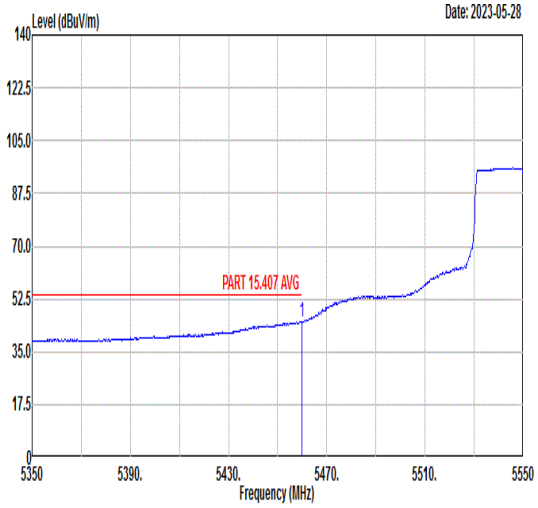 Freq Level Limit Line Margin (dB) Read Level Ant Factor Cable Loss Preamp Factor APos TPos Remark MHz dBuV/m dBuV/m dBuV dB/m dB dB cm deg 1 5460.00 45.11 54.00 -8.89 35.63 34.42 8.41 33.35 188 167 AVERAGE	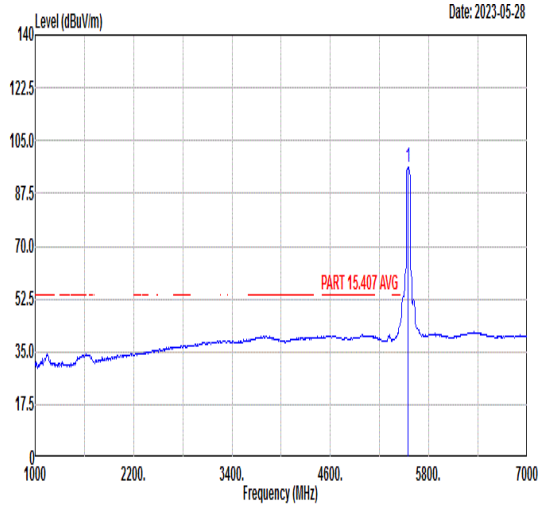 Freq Level Limit Line Margin (dB) Read Level Ant Factor Cable Loss Preamp Factor APos TPos Remark MHz dBuV/m dBuV/m dBuV dB/m dB dB cm deg 1 5550.00 96.07 ------ ------ 86.66 34.52 8.28 33.39 188 167 AVERAGE

Mode	50	
	Band Edge - R	
	U-NII-2C_5.47-5.725_802.11ax HE40_CH110_Full RU_5550MHz	
Pol.	Horizontal	Fundamental
Peak	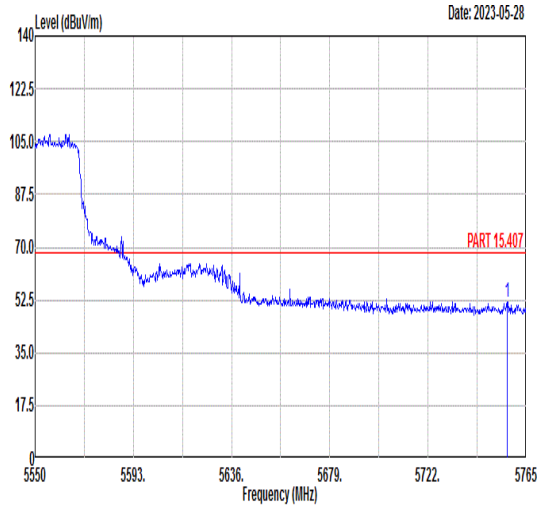 Freq Level Limit Line Margin (dB) Read Level Ant Factor Cable Loss Preamp Factor APos TPos Remark MHz dBuV/m dBuV/m dBuV dB/m dB dB cm deg 1 5756.83 51.85 68.30 -16.45 41.44 34.97 8.79 33.35 188 167 PEAK	Blank

Mode	50	
	Band Edge - L	
	U-NII-2C_5.47-5.725_802.11ax HE40_CH110_Full RU_5550MHz	
Pol.	Vertical	Fundamental
Peak	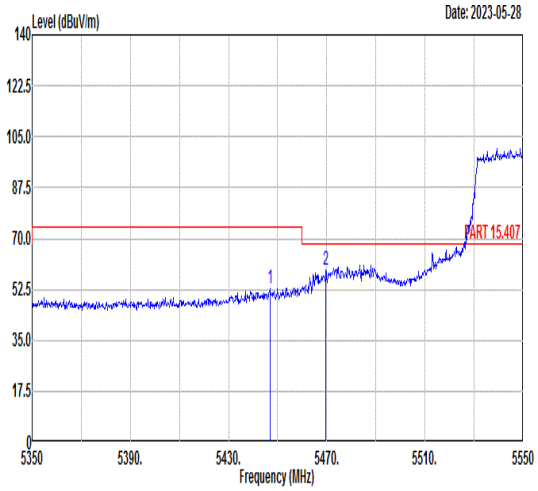 Freq Level Limit Line Margin (dB) Read Level Ant Factor Cable Loss Preamp Factor APos TPos Remark MHz dBuV/m dBuV/m dBuV dB/m dB dB cm deg 1 5447.00 53.08 74.00 -20.92 43.56 34.42 8.43 33.33 368 213 PEAK 2 5469.60 59.31 68.30 -8.99 49.86 34.41 8.40 33.36 368 213 PEAK	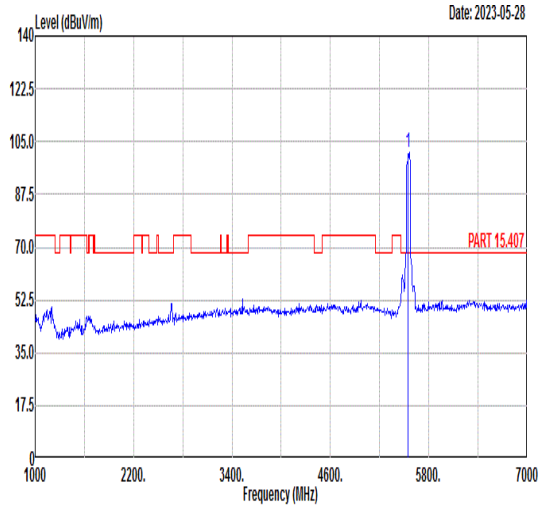 Freq Level Limit Line Margin (dB) Read Level Ant Factor Cable Loss Preamp Factor APos TPos Remark MHz dBuV/m dBuV/m dBuV dB/m dB dB cm deg 1 5550.00 101.46 ------ ------ 92.03 34.55 8.27 33.39 368 213 PEAK
Avg	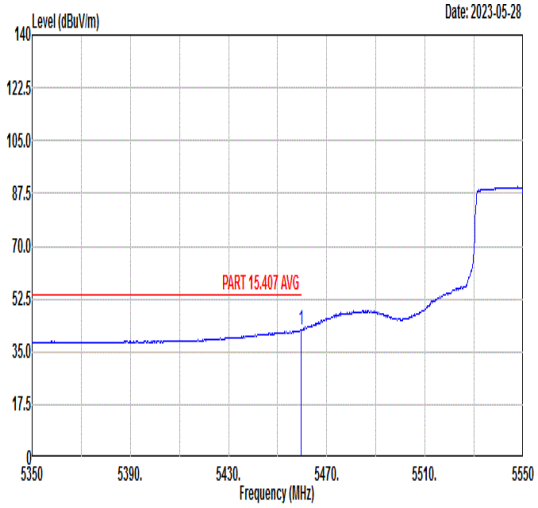 Freq Level Limit Line Margin (dB) Read Level Ant Factor Cable Loss Preamp Factor APos TPos Remark MHz dBuV/m dBuV/m dBuV dB/m dB dB cm deg 1 5459.60 42.30 54.00 -11.70 32.82 34.42 8.41 33.35 368 213 AVERAGE	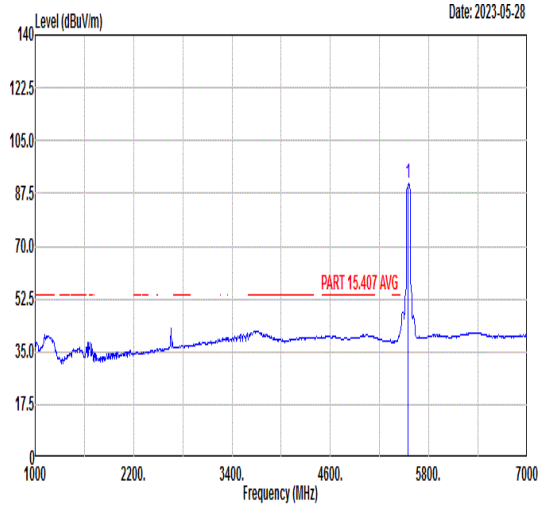 Freq Level Limit Line Margin (dB) Read Level Ant Factor Cable Loss Preamp Factor APos TPos Remark MHz dBuV/m dBuV/m dBuV dB/m dB dB cm deg 1 5550.00 90.63 ------ ------ 81.22 34.52 8.28 33.39 368 213 AVERAGE

Mode	50	
	Band Edge - R	
	U-NII-2C_5.47-5.725_802.11ax HE40_CH110_Full RU_5550MHz	
Pol.	Vertical	Fundamental
Peak	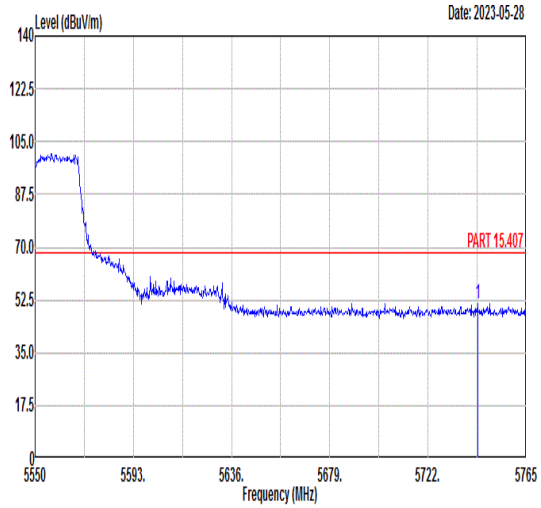 Freq Level Limit Line Margin (dB) Read Level Ant Factor Cable Loss Preamp Factor APos TPos Remark MHz dBuV/m dBuV/m dBuV dB/m dB dB cm deg 1 5743.72 51.44 68.30 -16.86 41.11 34.94 8.74 33.35 368 213 PEAK	Blank

Mode	50	
	Harmonic	
	U-NII-2C_5.47-5.725_802.11ax HE40_CH110_Full RU_5550MHz	
Pol.	Horizontal	Vertical
Peak Avg	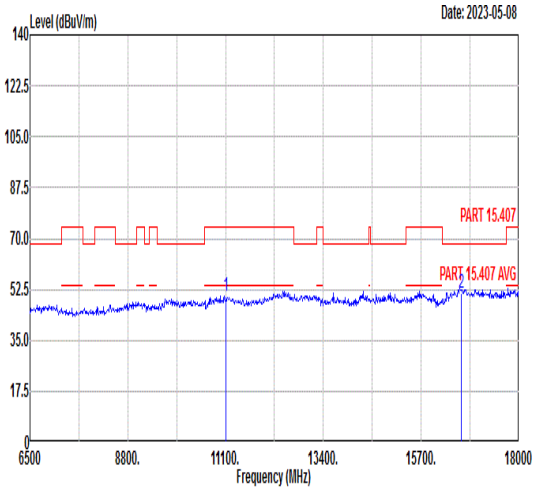 Freq Level Limit Line Margin (dB) Read Level Ant Factor Cable Loss Preamp Factor APos TPos Remark MHz dBuV/m dBuV/m dBuV dB/m dB dB cm deg 1 11100.00 49.99 74.00 -24.01 56.18 38.20 13.75 58.14 --- --- Peak 2 16650.00 51.11 68.30 -17.19 51.05 41.03 16.26 57.23 --- --- Peak	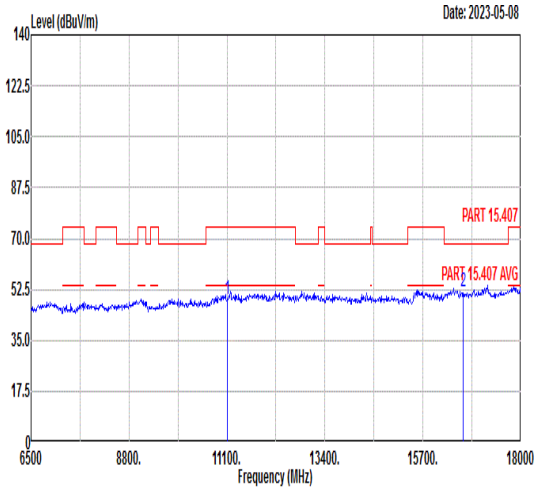 Freq Level Limit Line Margin (dB) Read Level Ant Factor Cable Loss Preamp Factor APos TPos Remark MHz dBuV/m dBuV/m dBuV dB/m dB dB cm deg 1 11100.00 49.33 74.00 -24.67 55.52 38.20 13.75 58.14 --- --- Peak 2 16650.00 51.65 68.30 -16.65 51.59 41.03 16.26 57.23 --- --- Peak

Mode	51	
	Band Edge - L	
	U-NII-2C_5.47-5.725_802.11ax HE40_CH134_Full RU_5670MHz	
Pol.	Horizontal	Fundamental
Peak	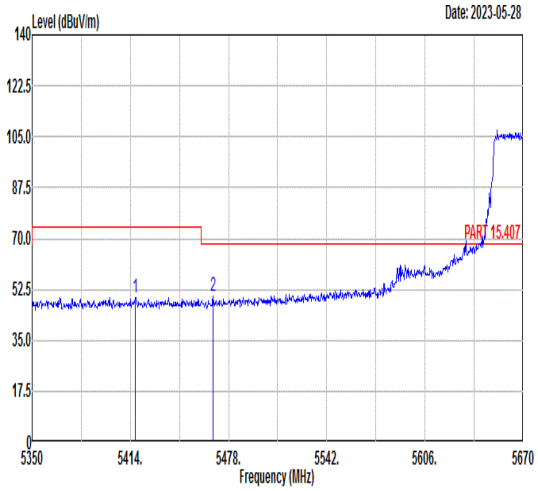 Freq Level Limit Line Margin (dB) Read Level Ant Factor Cable Loss Preamp Factor APos TPos Remark MHz dBuV/m dBuV/m dBuV dB/m dB dB cm deg 1 5417.20 49.67 74.00 -24.33 40.05 34.43 8.47 33.28 156 165 PEAK 2 5468.08 50.00 68.30 -18.30 40.55 34.41 8.40 33.36 156 165 PEAK	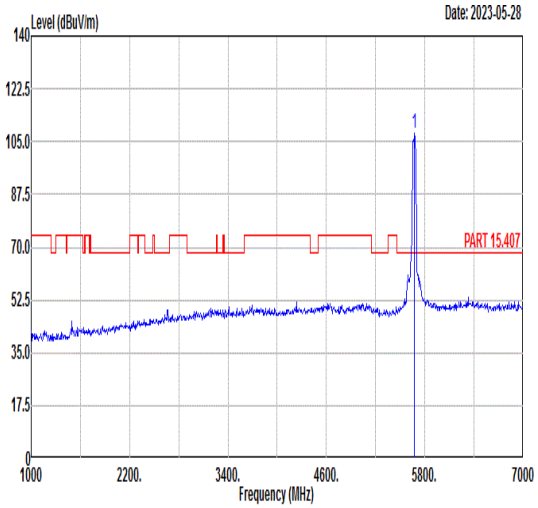 Freq Level Limit Line Margin (dB) Read Level Ant Factor Cable Loss Preamp Factor APos TPos Remark MHz dBuV/m dBuV/m dBuV dB/m dB dB cm deg 1 5670.00 107.81 ------ ------ 97.91 34.78 8.49 33.37 156 165 PEAK
Avg	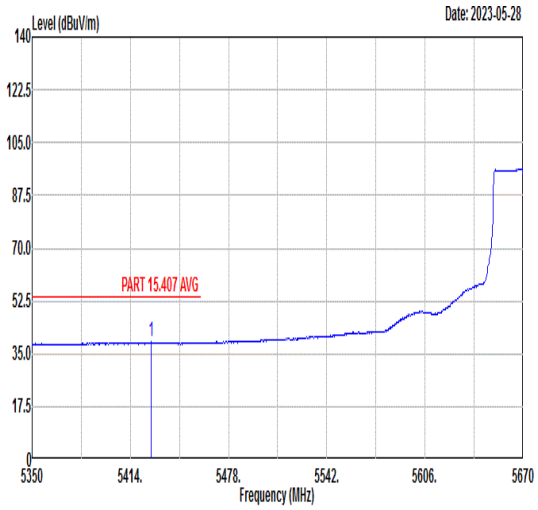 Freq Level Limit Line Margin (dB) Read Level Ant Factor Cable Loss Preamp Factor APos TPos Remark MHz dBuV/m dBuV/m dBuV dB/m dB dB cm deg 1 5427.44 38.86 54.00 -15.14 29.28 34.43 8.45 33.30 156 165 AVERAGE	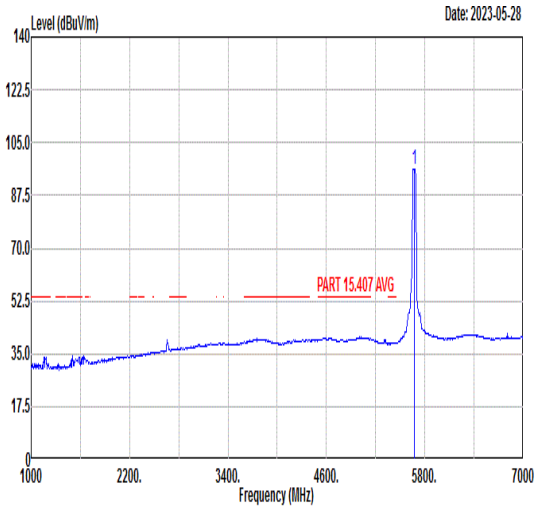 Freq Level Limit Line Margin (dB) Read Level Ant Factor Cable Loss Preamp Factor APos TPos Remark MHz dBuV/m dBuV/m dBuV dB/m dB dB cm deg 1 5670.00 96.35 ------ ------ 86.45 34.78 8.49 33.37 156 165 AVERAGE

Mode	51	
	Band Edge - R	
	U-NII-2C_5.47-5.725_802.11ax HE40_CH134_Full RU_5670MHz	
Pol.	Horizontal	Fundamental
Peak	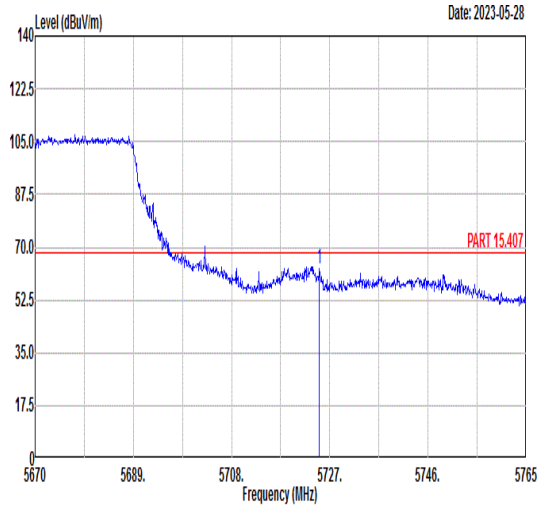 Freq Level Limit Line Margin (dB) Read Level Ant Factor Cable Loss Preamp Factor APos TPos Remark MHz dBuV/m dBuV/m dBuV dB/m dB dB cm deg 1 5725.01 62.62 68.30 -5.68 52.41 34.90 8.67 33.36 156 165 PEAK	Blank

Mode	51	
	Band Edge - L	
	U-NII-2C_5.47-5.725_802.11ax HE40_CH134_Full RU_5670MHz	
Pol.	Vertical	Fundamental
Peak	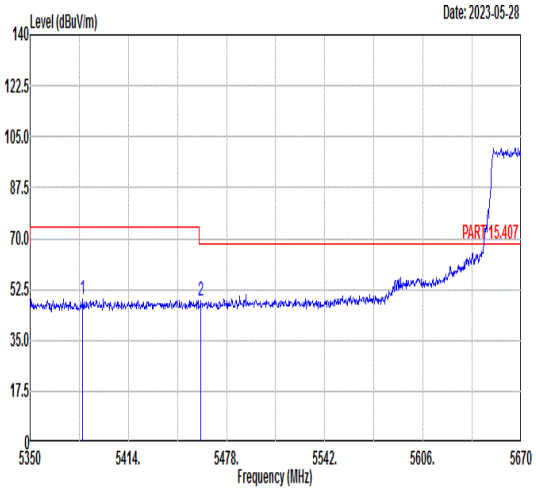 Freq Level Limit Line Margin (dB) Read Level Ant Factor Cable Loss Preamp Factor APos TPos Remark MHz dBuV/m dBuV/m dBuV dB/m dB dB cm deg 1 5384.24 49.15 74.00 -24.85 39.51 34.45 8.42 33.23 348 199 PEAK 2 5461.36 48.63 68.30 -19.67 39.15 34.42 8.41 33.35 348 199 PEAK	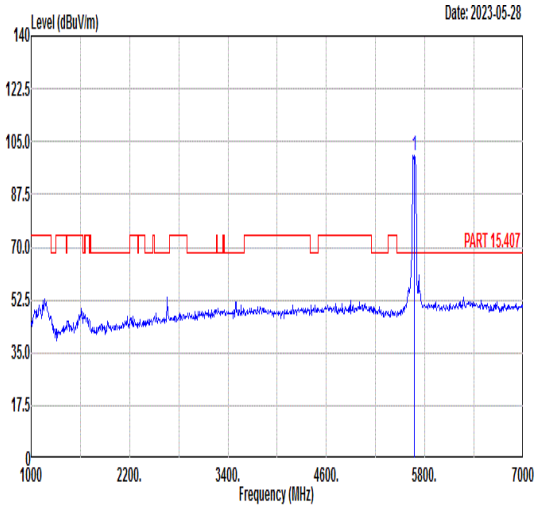 Freq Level Limit Line Margin (dB) Read Level Ant Factor Cable Loss Preamp Factor APos TPos Remark MHz dBuV/m dBuV/m dBuV dB/m dB dB cm deg 1 5670.00 100.46 ------ ------ 90.60 34.77 8.46 33.37 348 199 PEAK
Avg	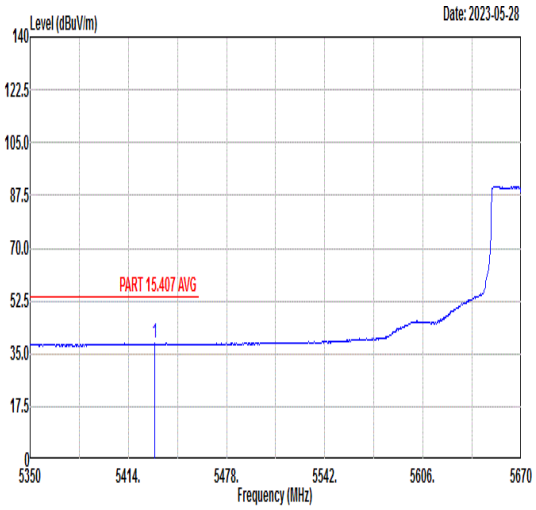 Freq Level Limit Line Margin (dB) Read Level Ant Factor Cable Loss Preamp Factor APos TPos Remark MHz dBuV/m dBuV/m dBuV dB/m dB dB cm deg 1 5431.28 38.34 54.00 -15.66 28.76 34.43 8.45 33.30 348 199 AVERAGE	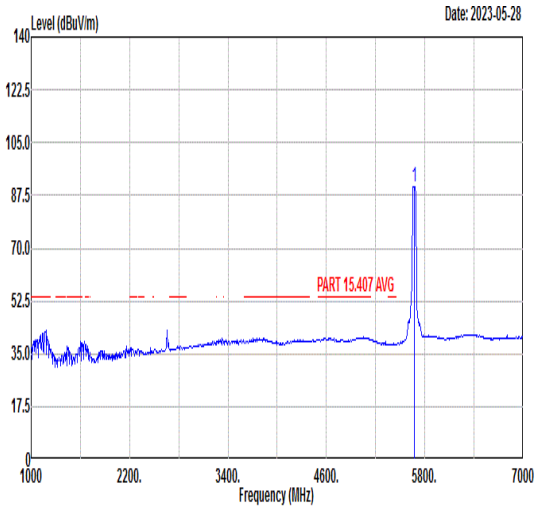 Freq Level Limit Line Margin (dB) Read Level Ant Factor Cable Loss Preamp Factor APos TPos Remark MHz dBuV/m dBuV/m dBuV dB/m dB dB cm deg 1 5670.00 90.35 ------ ------ 80.56 34.74 8.42 33.37 348 199 AVERAGE

Mode	51	
	Band Edge - R	
	U-NII-2C_5.47-5.725_802.11ax HE40_CH134_Full RU_5670MHz	
Pol.	Vertical	Fundamental
Peak	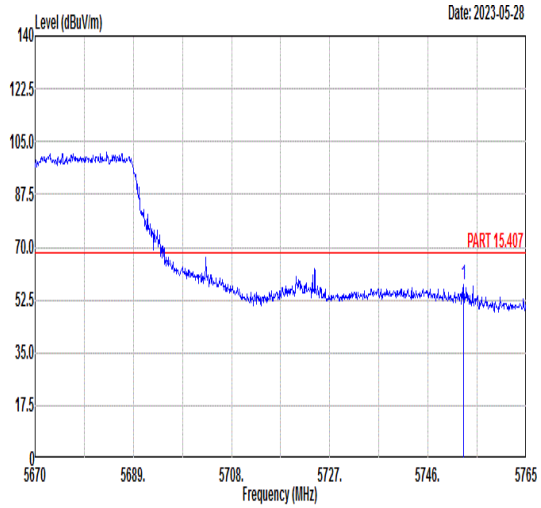 Freq Level Limit Line Margin (dB) Read Level Ant Factor Cable Loss Preamp Factor APos TPos Remark MHz dBuV/m dBuV/m dBuV dB/m dB dB cm deg 1 5752.94 57.41 68.30 -10.89 47.02 34.96 8.78 33.35 348 199 PEAK	Blank

Mode	51	
	Harmonic	
	U-NII-2C_5.47-5.725_802.11ax HE40_CH134_Full RU_5670MHz	
Pol.	Horizontal	Vertical
Peak Avg	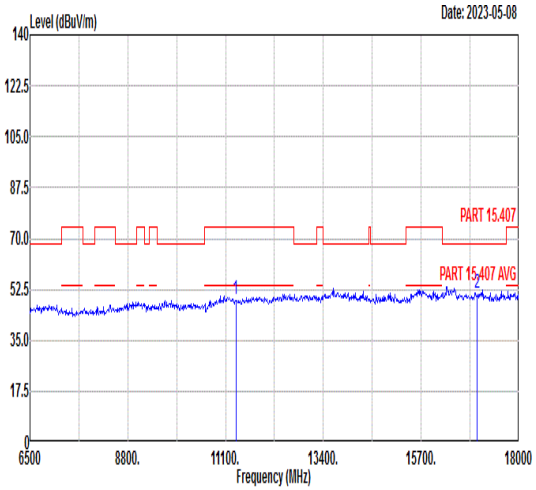 Freq Level Limit Line Margin (dB) Read Level Ant Factor Cable Loss Preamp Factor APos TPos Remark MHz dBuV/m dBuV/m dBuV dB/m dB dB cm deg 1 11340.00 49.34 74.00 -24.66 55.18 38.44 13.72 58.00 --- --- Peak 2 17010.00 51.03 68.30 -17.27 49.84 41.21 16.59 56.61 --- --- Peak	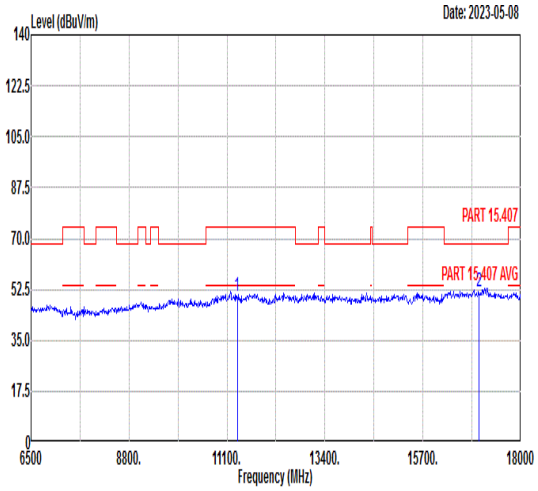 Freq Level Limit Line Margin (dB) Read Level Ant Factor Cable Loss Preamp Factor APos TPos Remark MHz dBuV/m dBuV/m dBuV dB/m dB dB cm deg 1 11340.00 50.09 74.00 -23.91 55.93 38.44 13.72 58.00 --- --- Peak 2 17010.00 51.52 68.30 -16.78 50.33 41.21 16.59 56.61 --- --- Peak

Mode	52	
	Band Edge - L	
	U-NII-2C_5.47-5.725_802.11ax HE40_CH142_Full RU_5710MHz	
Pol.	**Horizontal**	**Fundamental**
Peak	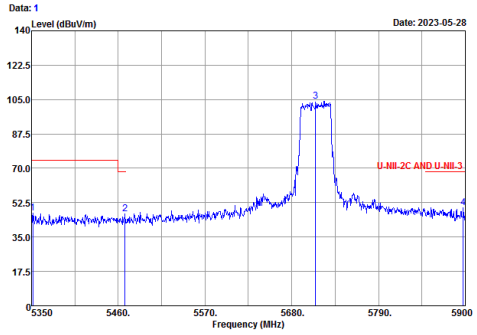 Site : 03CH03-SZ Condition : U-NII-2C AND U-NII-3 3m ANT3117_0057 HORIZONTAL : RBW:1000.000KHz VBW:3000.000KHz Mode : 52 Setting : MCS0 Power setting 17.5 Plane : Z with Accessories : #12 2Q37B1WF3J00BF Freq Level Over Limit Limit Line ReadAntenna Level Factor Cable Loss Preamp Factor A/Pos T/Pos Remark MHz dBuV/m dB dBuV/m dBuV dB/m dB dB cm deg 1 5351.65 47.14 -26.86 74.00 37.49 34.46 8.38 33.19 175 163 Peak 2 5468.80 46.98 -21.32 68.30 37.55 34.41 8.38 33.36 175 163 Peak 3 5710.00 104.21 ------ ------ 94.06 34.86 8.65 33.36 175 163 Peak 4 5897.25 49.80 -18.50 68.30 39.05 35.27 8.80 33.32 175 163 Peak	**Blank**
Avg	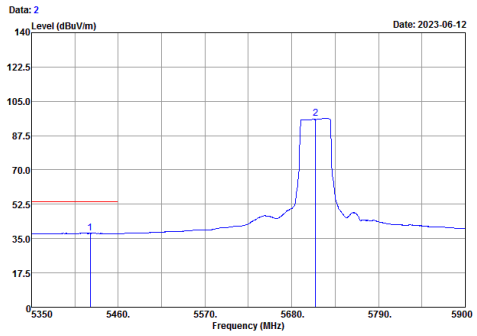 Site : 03CH03-SZ Condition : PART 15.407 AVG 3m ANT3117_0057 HORIZONTAL : RBW:1000.000KHz VBW:0.010KHz Mode : 52 Setting : MCS0 Power setting 17.5 Plane : Z with Accessories : #12 2Q37B1WF3J00BF Freq Level Over Limit Limit Line ReadAntenna Level Factor Cable Loss Preamp Factor A/Pos T/Pos Remark MHz dBuV/m dB dBuV/m dBuV dB/m dB dB cm deg 1 5424.25 37.68 -16.32 54.00 28.04 34.43 8.48 33.27 175 163 Average 2 5710.00 96.35 ------ ------ 86.20 34.86 8.65 33.36 175 163 Average	**Blank**

Mode	52	
	Band Edge - L	
	U-NII-2C_5.47-5.725_802.11ax HE40_CH142_Full RU_5710MHz	
Pol.	**Vertical**	**Fundamental**
Peak	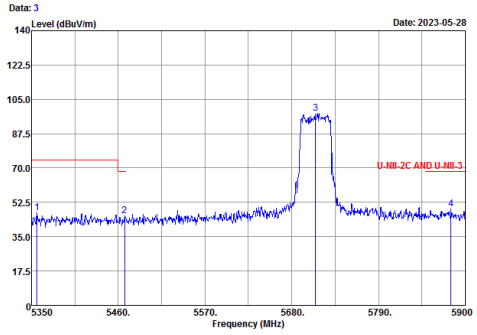 Site : 03CH03-SZ Condition : U-NII-2C AND U-NII-3 3m ANT3117_0057 VERTICAL : RBW:1000.000KHz VBW:3000.000KHz Mode : 52 Setting : MCS0 Power setting 17.5 Plane : Z with Accessories : #12 2Q37B1WF3J00BF Freq Level Over Limit Limit ReadAntenna Level Factor Cable Loss Preamp Factor A/Pos T/Pos Remark MHz dBuV/m dB dBuV/m dBuV dB/m dB dB cm deg 1 5357.15 47.32 -26.68 74.00 37.67 34.46 8.38 33.19 104 3 Peak 2 5468.25 45.80 -22.50 68.30 36.37 34.41 8.38 33.36 104 3 Peak 3 5710.00 97.98 ------ ------ 87.83 34.86 8.65 33.36 104 3 Peak 4 5881.85 48.95 -19.35 68.30 38.19 35.24 8.85 33.33 104 3 Peak	**Blank**
Avg	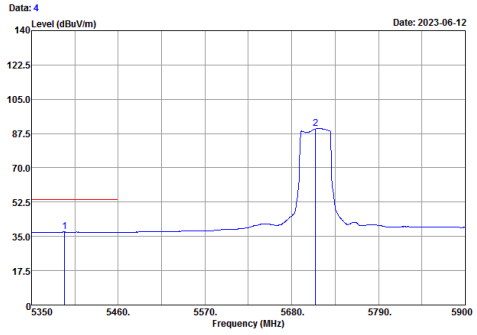 Site : 03CH03-SZ Condition : PART 15.407 AVG 3m ANT3117_0057 VERTICAL : RBW:1000.000KHz VBW:0.010KHz Mode : 52 Setting : MCS0 Power setting 17.5 Plane : Z with Accessories : #12 2Q37B1WF3J00BF Freq Level Over Limit Limit ReadAntenna Level Factor Cable Loss Preamp Factor A/Pos T/Pos Remark MHz dBuV/m dB dBuV/m dBuV dB/m dB dB cm deg 1 5391.80 37.26 -16.74 54.00 27.57 34.44 8.48 33.23 104 3 Average 2 5710.00 90.27 ------ ------ 80.12 34.86 8.65 33.36 104 3 Average	**Blank**

Mode	52	
	Harmonic	
	U-NII-2C_5.47-5.725_802.11ax HE40_CH142_Full RU_5710MHz	
Pol.	Horizontal	Vertical
Peak Avg	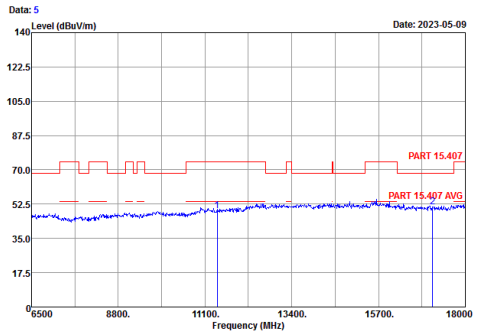 Site : 03CH03-SZ Condition : PART 15.407 3m HF_ANT_3117_0107 HORIZONTAL Project : 2F2102-02 Mode : 52 SN : #9 2q37b1wf3j002z Plane : Y with Accessories setting : MCS0 power setting 17.5 Freq Level Over Limit Limit Line ReadAntenna Level Factor Cable Loss Preamp Factor A/Pos T/Pos Remark MHz dBuV/m dB dBuV/m dBuV dB/m dB dB cm deg 1 11420.00 49.13 -24.87 74.00 54.85 38.52 13.71 57.95 --- --- Peak 2 17130.00 51.25 -17.05 68.30 50.18 41.25 16.55 56.73 --- --- Peak	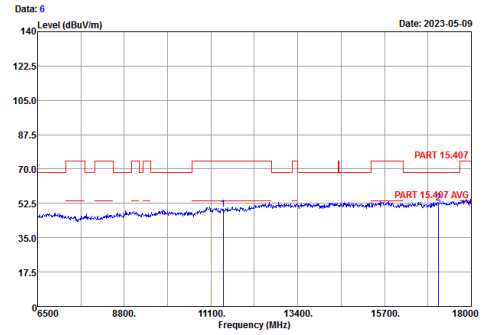 Site : 03CH03-SZ Condition : PART 15.407 3m HF_ANT_3117_0107 VERTICAL Project : 2F2102-02 Mode : 52 SN : #9 2q37b1wf3j002z Plane : Y with Accessories setting : MCS0 power setting 17.5 Freq Level Over Limit Limit Line ReadAntenna Level Factor Cable Loss Preamp Factor A/Pos T/Pos Remark MHz dBuV/m dB dBuV/m dBuV dB/m dB dB cm deg 1 11420.00 49.41 -24.59 74.00 55.13 38.52 13.71 57.95 --- --- Peak 2 17130.00 52.75 -15.55 68.30 51.68 41.25 16.55 56.73 --- --- Peak

Mode	53	
	Band Edge - L	
	U-NII-2C_5.47-5.725_802.11ax HE80_CH106_Full RU_5530MHz	
Pol.	Horizontal	Fundamental
Peak	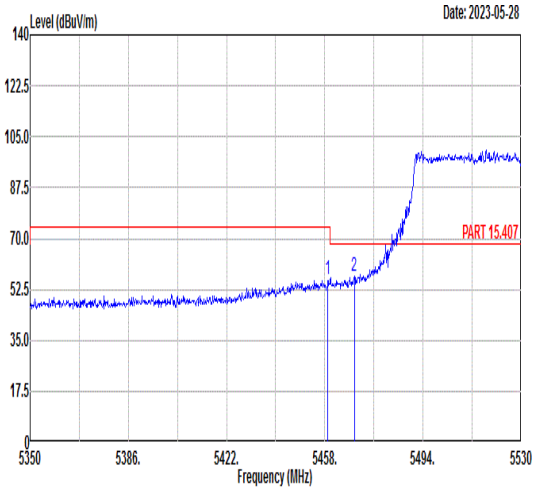 Freq Level Limit Line Margin (dB) Read Level Ant Factor Cable Loss Preamp Factor APos TPos Remark MHz dBuV/m dBuV/m dBuV dB/m dB dB cm deg 1 5459.00 56.20 74.00 -17.80 46.72 34.42 8.41 33.35 163 157 PEAK 2 5468.80 56.99 68.30 -11.31 47.54 34.41 8.40 33.36 163 157 PEAK	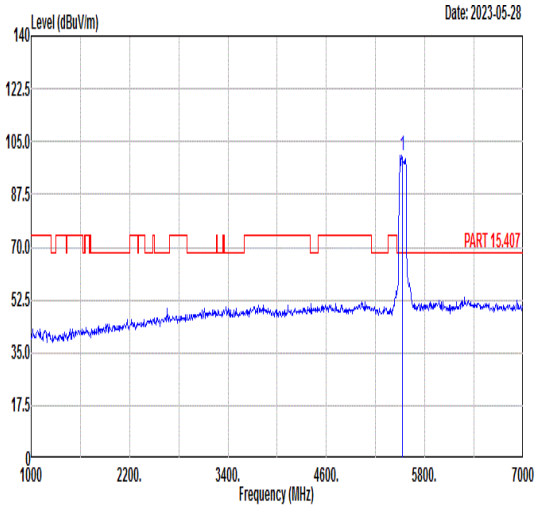 Freq Level Limit Line Margin (dB) Read Level Ant Factor Cable Loss Preamp Factor APos TPos Remark MHz dBuV/m dBuV/m dBuV dB/m dB dB cm deg 1 5530.00 100.32 ------ ------ 90.95 34.44 8.33 33.40 163 157 PEAK
Avg	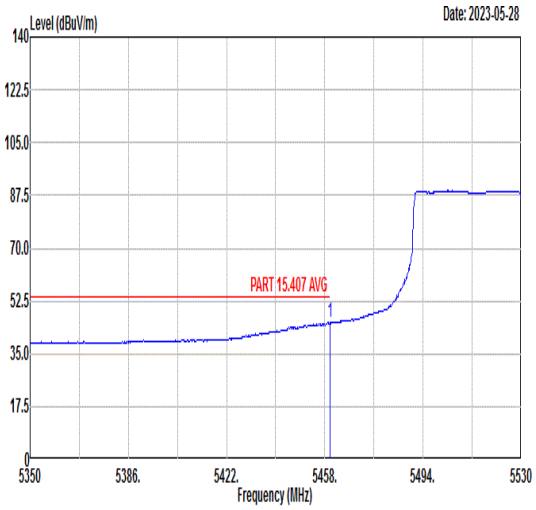 Freq Level Limit Line Margin (dB) Read Level Ant Factor Cable Loss Preamp Factor APos TPos Remark MHz dBuV/m dBuV/m dBuV dB/m dB dB cm deg 1 5459.80 45.41 54.00 -8.59 35.93 34.42 8.41 33.35 163 157 AVERAGE	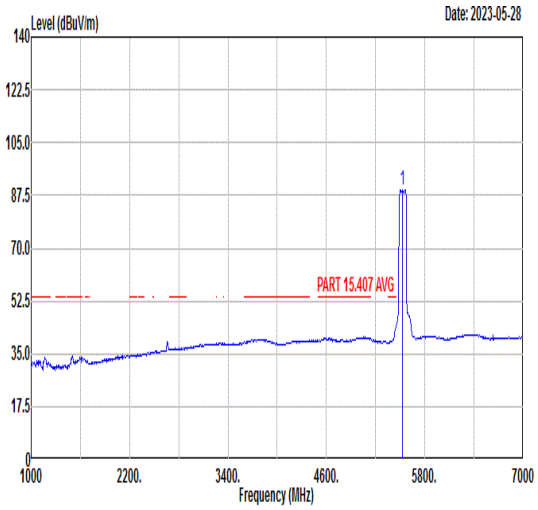 Freq Level Limit Line Margin (dB) Read Level Ant Factor Cable Loss Preamp Factor APos TPos Remark MHz dBuV/m dBuV/m dBuV dB/m dB dB cm deg 1 5530.00 89.21 ------ ------ 79.78 34.55 8.27 33.39 163 157 AVERAGE

Mode	53	
	Band Edge - R	
	U-NII-2C_5.47-5.725_802.11ax HE80_CH106_Full RU_5530MHz	
Pol.	Horizontal	Fundamental
Peak	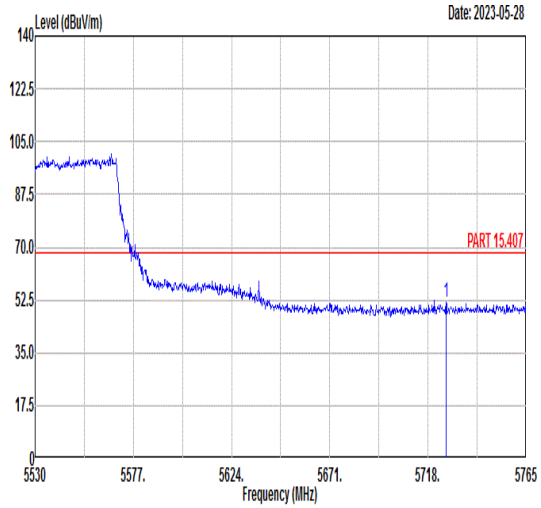 Freq Level Limit Line Margin (dB) Read Level Ant Factor Cable Loss Preamp Factor APos TPos Remark MHz dBuV/m dBuV/m dBuV dB/m dB dB cm deg 1 5726.70 51.76 68.30 -16.54 41.53 34.90 8.68 33.35 163 157 PEAK	Blank

Mode	53	
	Band Edge - L	
	U-NII-2C_5.47-5.725_802.11ax HE80_CH106_Full RU_5530MHz	
Pol.	Vertical	Fundamental
Peak	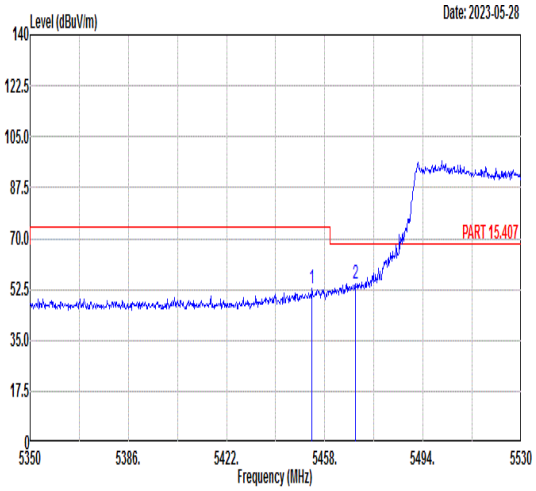 Freq Level Limit Line Margin (dB) Read Level Ant Factor Cable Loss Preamp Factor APos TPos Remark MHz dBuV/m dBuV/m dBuV dB/m dB dB cm deg 1 5453.32 52.71 74.00 -21.29 43.21 34.42 8.42 33.34 383 204 PEAK 2 5469.34 54.61 68.30 -13.69 45.16 34.41 8.40 33.36 383 204 PEAK	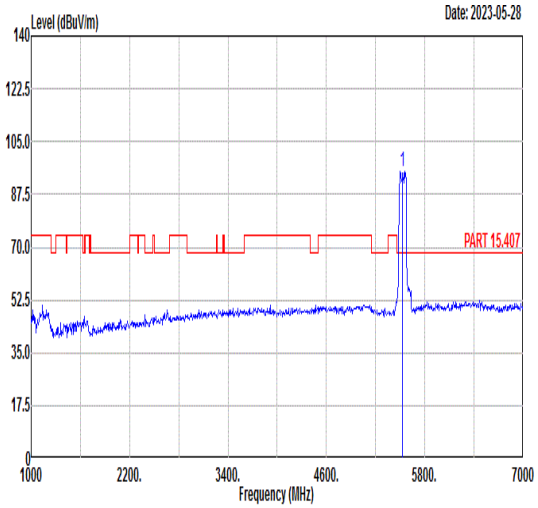 Freq Level Limit Line Margin (dB) Read Level Ant Factor Cable Loss Preamp Factor APos TPos Remark MHz dBuV/m dBuV/m dBuV dB/m dB dB cm deg 1 5530.00 95.03 ------ ------ 85.62 34.52 8.28 33.39 383 204 PEAK
Avg	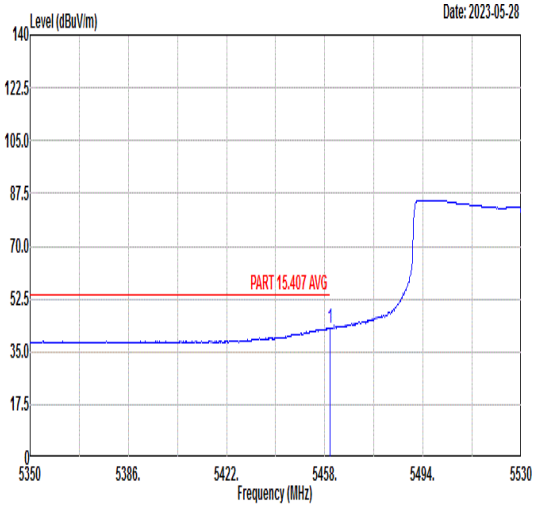 Freq Level Limit Line Margin (dB) Read Level Ant Factor Cable Loss Preamp Factor APos TPos Remark MHz dBuV/m dBuV/m dBuV dB/m dB dB cm deg 1 5459.80 42.94 54.00 -11.06 33.46 34.42 8.41 33.35 383 204 AVERAGE	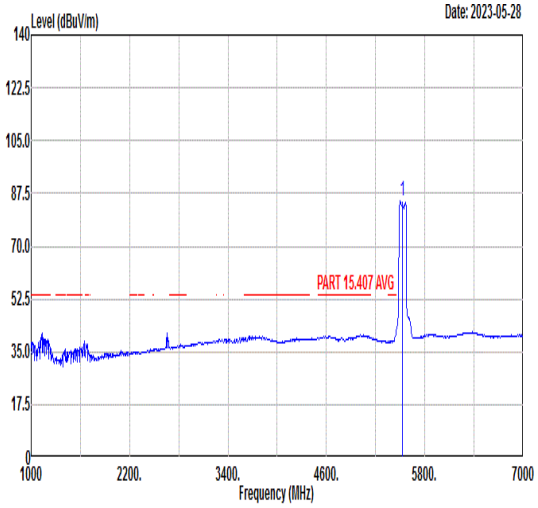 Freq Level Limit Line Margin (dB) Read Level Ant Factor Cable Loss Preamp Factor APos TPos Remark MHz dBuV/m dBuV/m dBuV dB/m dB dB cm deg 1 5530.00 85.03 ------ ------ 75.67 34.40 8.36 33.40 383 204 AVERAGE

Mode	53	
	Band Edge - R	
	U-NII-2C_5.47-5.725_802.11ax HE80_CH106_Full RU_5530MHz	
Pol.	Vertical	Fundamental
Peak	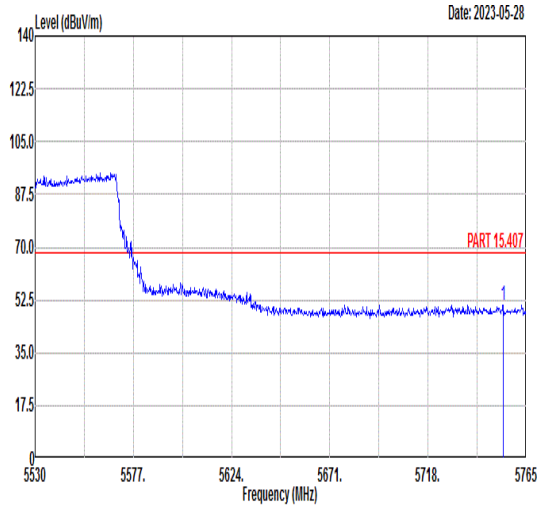 Freq Level Limit Line Margin (dB) Read Level Ant Factor Cable Loss Preamp Factor APos TPos Remark MHz dBuV/m dBuV/m dBuV dB/m dB dB cm deg 1 5753.96 50.75 68.30 -17.55 40.36 34.96 8.78 33.35 383 204 PEAK	Blank

Mode	53	
	Harmonic	
	U-NII-2C_5.47-5.725_802.11ax HE80_CH106_Full RU_5530MHz	
Pol.	Horizontal	Vertical
Peak Avg	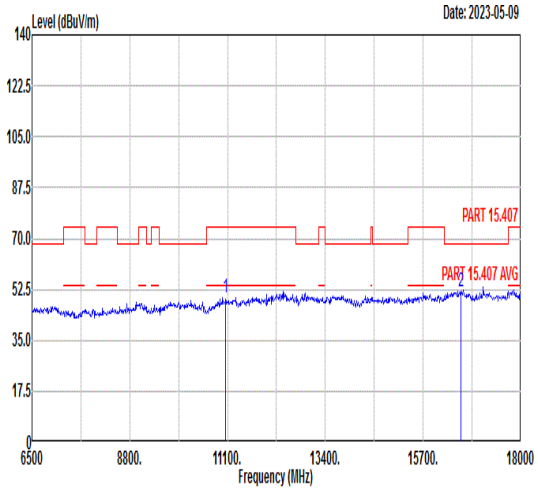 Freq Level Limit Line Margin (dB) Read Level Ant Factor Cable Loss Preamp Factor APos TPos Remark MHz dBuV/m dBuV/m dBuV dB/m dB dB cm deg 1 11060.00 49.72 74.00 -24.28 55.97 38.16 13.75 58.16 --- --- Peak 2 16590.00 51.64 68.30 -16.66 51.78 41.00 16.20 57.34 --- --- Peak	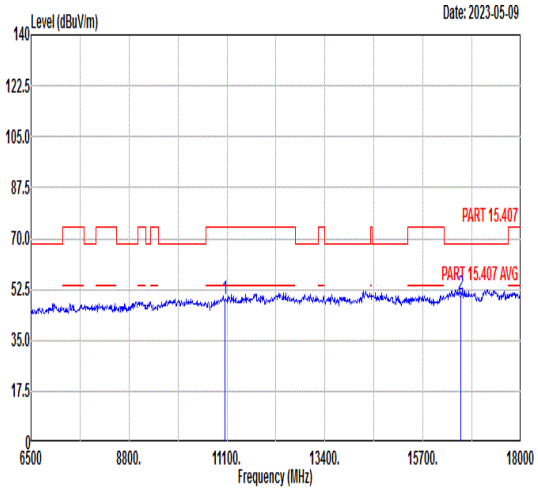 Freq Level Limit Line Margin (dB) Read Level Ant Factor Cable Loss Preamp Factor APos TPos Remark MHz dBuV/m dBuV/m dBuV dB/m dB dB cm deg 1 11060.00 48.95 74.00 -25.05 55.20 38.16 13.75 58.16 --- --- Peak 2 16590.00 50.76 68.30 -17.54 50.90 41.00 16.20 57.34 --- --- Peak

Mode	54	
	Band Edge - L	
	U-NII-2C_5.47-5.725_802.11ax HE80_CH122_Full RU_5610MHz	
Pol.	Horizontal	Fundamental
Peak	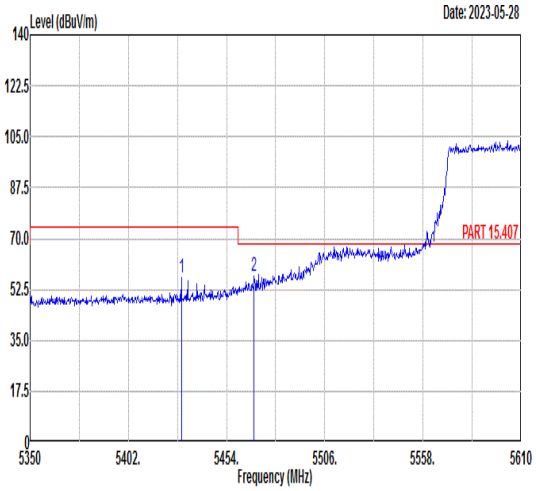 Freq Level Limit Line Margin (dB) Read Level Ant Factor Cable Loss Preamp Factor APos TPos Remark MHz dBuV/m dBuV/m dBuV dB/m dB dB cm deg 1 5430.08 56.30 74.00 -17.70 46.72 34.43 8.45 33.30 177 162 PEAK 2 5468.56 57.09 68.30 -11.21 47.64 34.41 8.40 33.36 177 162 PEAK	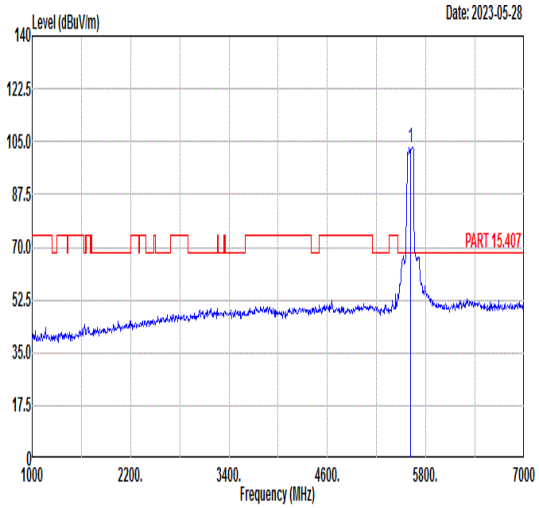 Freq Level Limit Line Margin (dB) Read Level Ant Factor Cable Loss Preamp Factor APos TPos Remark MHz dBuV/m dBuV/m dBuV dB/m dB dB cm deg 1 5610.00 103.27 ------ ------ 93.81 34.61 8.23 33.38 177 162 PEAK
Avg	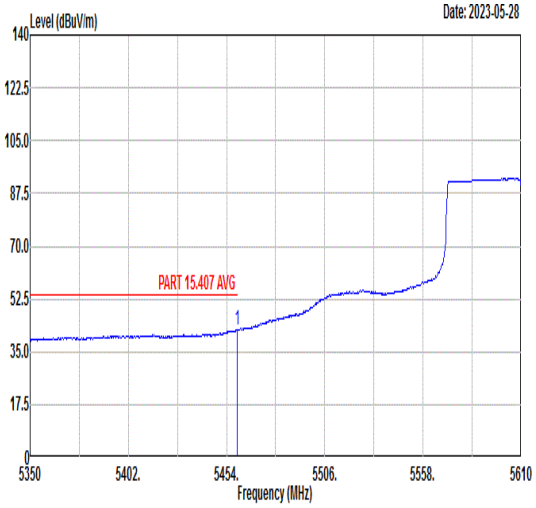 Freq Level Limit Line Margin (dB) Read Level Ant Factor Cable Loss Preamp Factor APos TPos Remark MHz dBuV/m dBuV/m dBuV dB/m dB dB cm deg 1 5459.72 42.26 54.00 -11.74 32.78 34.42 8.41 33.35 177 162 AVERAGE	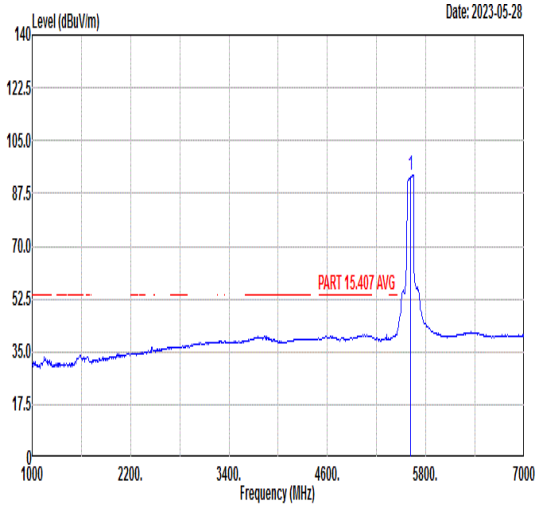 Freq Level Limit Line Margin (dB) Read Level Ant Factor Cable Loss Preamp Factor APos TPos Remark MHz dBuV/m dBuV/m dBuV dB/m dB dB cm deg 1 5610.00 93.75 ------ ------ 83.99 34.73 8.40 33.37 177 162 AVERAGE

Mode	54	
	Band Edge - R	
	U-NII-2C_5.47-5.725_802.11ax HE80_CH122_Full RU_5610MHz	
Pol.	Horizontal	Fundamental
Peak	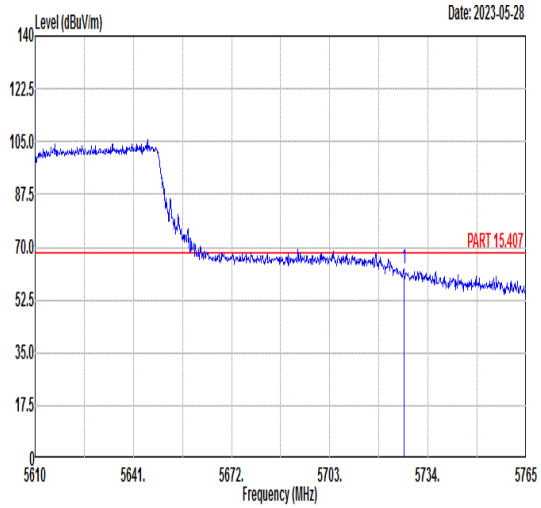 Freq Level Limit Line Margin (dB) Read Level Ant Factor Cable Loss Preamp Factor APos TPos Remark MHz dBuV/m dBuV/m dBuV dB/m dB dB cm deg 1 5726.41 63.01 68.30 -5.29 52.78 34.90 8.68 33.35 177 162 PEAK	Blank

Mode	54	
	Band Edge - L	
	U-NII-2C_5.47-5.725_802.11ax HE80_CH122_Full RU_5610MHz	
Pol.	Vertical	Fundamental
Peak	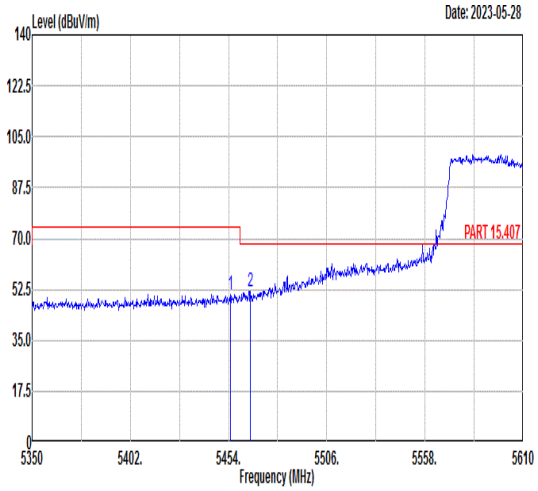 Freq Level Limit Line Margin (dB) Read Level Ant Factor Cable Loss Preamp Factor APos TPos Remark MHz dBuV/m dBuV/m dBuV dB/m dB dB cm deg 1 5455.04 50.98 74.00 -23.02 41.48 34.42 8.42 33.34 369 196 PEAK 2 5465.70 51.85 68.30 -16.45 42.40 34.41 8.40 33.36 369 196 PEAK	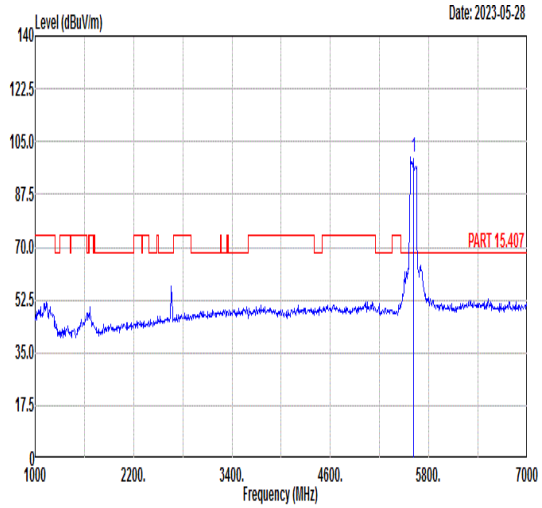 Freq Level Limit Line Margin (dB) Read Level Ant Factor Cable Loss Preamp Factor APos TPos Remark MHz dBuV/m dBuV/m dBuV dB/m dB dB cm deg 1 5610.00 99.68 ------ ------ 90.24 34.57 8.25 33.38 369 196 PEAK
Avg	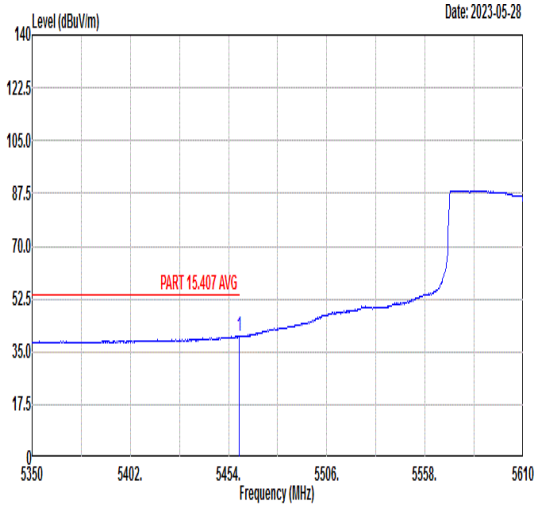 Freq Level Limit Line Margin (dB) Read Level Ant Factor Cable Loss Preamp Factor APos TPos Remark MHz dBuV/m dBuV/m dBuV dB/m dB dB cm deg 1 5459.46 40.19 54.00 -13.81 30.71 34.42 8.41 33.35 369 196 AVERAGE	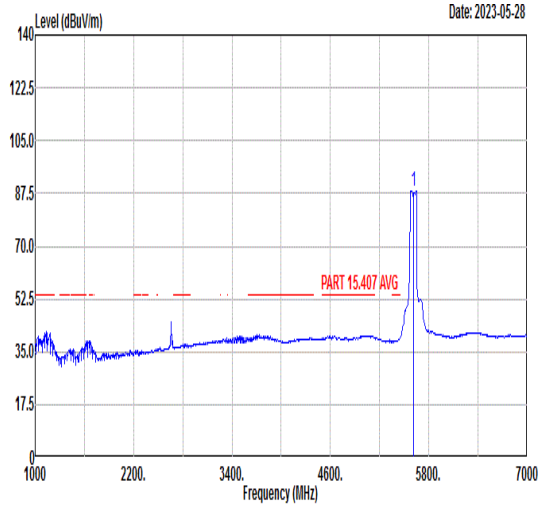 Freq Level Limit Line Margin (dB) Read Level Ant Factor Cable Loss Preamp Factor APos TPos Remark MHz dBuV/m dBuV/m dBuV dB/m dB dB cm deg 1 5610.00 88.33 ------ ------ 78.89 34.57 8.25 33.38 369 196 AVERAGE

Mode	54	
	Band Edge - R	
	U-NII-2C_5.47-5.725_802.11ax HE80_CH122_Full RU_5610MHz	
Pol.	Vertical	Fundamental
Peak	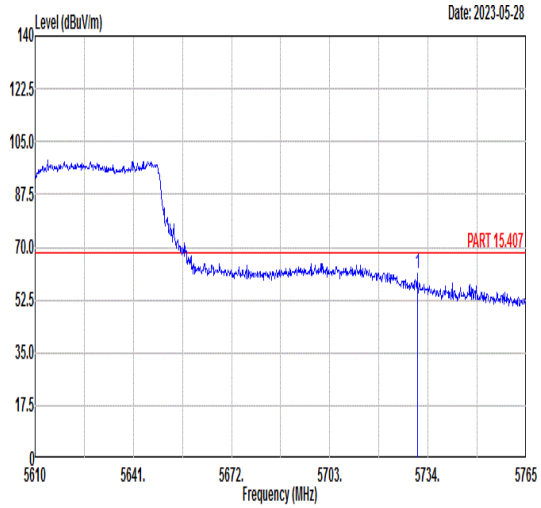 Freq Level Limit Line Margin (dB) Read Level Ant Factor Cable Loss Preamp Factor APos TPos Remark MHz dBuV/m dBuV/m dBuV dB/m dB dB cm deg 1 5730.59 61.16 68.30 -7.14 50.91 34.91 8.69 33.35 369 196 PEAK	Blank

Mode	54	
	Harmonic	
	U-NII-2C_5.47-5.725_802.11ax HE80_CH122_Full RU_5610MHz	
Pol.	Horizontal	Vertical
Peak Avg	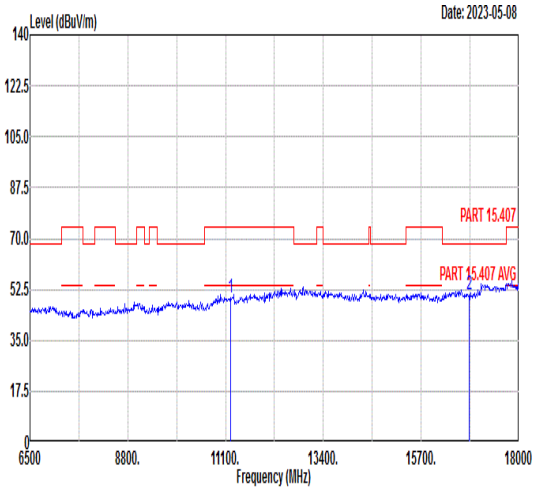 Freq Level Limit Line Margin (dB) Read Level Ant Factor Cable Loss Preamp Factor APos TPos Remark MHz dBuV/m dBuV/m dBuV dB/m dB dB cm deg 1 11220.00 49.49 74.00 -24.51 55.51 38.32 13.73 58.07 --- --- Peak 2 16830.00 50.55 68.30 -17.75 49.90 41.12 16.43 56.90 --- --- Peak	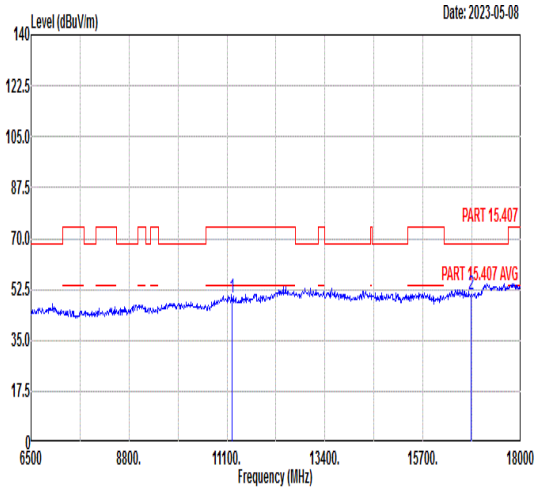 Freq Level Limit Line Margin (dB) Read Level Ant Factor Cable Loss Preamp Factor APos TPos Remark MHz dBuV/m dBuV/m dBuV dB/m dB dB cm deg 1 11220.00 49.42 74.00 -24.58 55.44 38.32 13.73 58.07 --- --- Peak 2 16830.00 50.82 68.30 -17.48 50.17 41.12 16.43 56.90 --- --- Peak

Mode	55	
	Band Edge - L	
	U-NII-2C_5.47-5.725_802.11ax HE80_CH138_Full RU_5690MHz	
Pol.	**Horizontal**	**Fundamental**
Peak	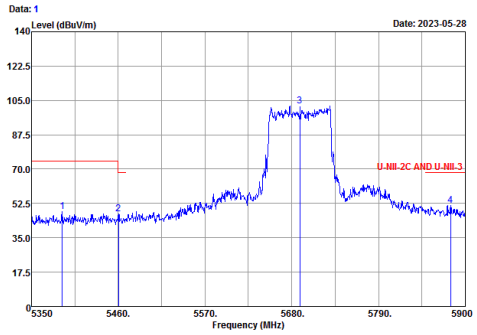 Site : 03CH03-SZ Condition : U-NII-2C AND U-NII-3 3m ANT3117_0057 HORIZONTAL : RBW:1000.000KHz VBW:3000.000KHz Mode : 55 Setting : MCS0 Power setting 17.5 Plane : Z with Accessories : #12 2Q37B1WF3J00BF Freq Level Over Limit Limit Line ReadAntenna Level Factor Cable Loss Preamp Factor A/Pos T/Pos Remark MHz dBuV/m dB dBuV/m dBuV dB/m dB dB cm deg 1 5389.05 48.36 -25.64 74.00 38.67 34.44 8.48 33.23 178 165 Peak 2 5460.55 47.27 -21.03 68.30 37.78 34.42 8.43 33.36 178 165 Peak 3 5690.00 102.27 ------ ------ 92.30 34.82 8.51 33.36 178 165 Peak 4 5881.30 51.62 -16.68 68.30 40.86 35.24 8.85 33.33 178 165 Peak	**Blank**
Avg	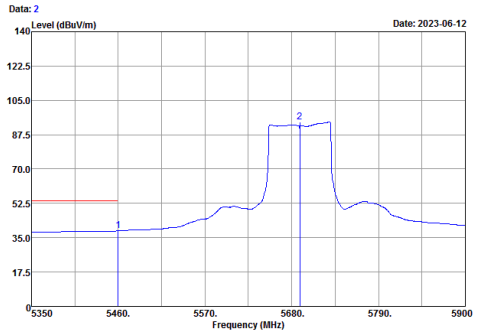 Site : 03CH03-SZ Condition : PART 15.407 AVG 3m ANT3117_0057 HORIZONTAL : RBW:1000.000KHz VBW:0.010KHz Mode : 55 Setting : MCS0 Power setting 17.5 Plane : Z with Accessories : #12 2Q37B1WF3J00BF Freq Level Over Limit Limit Line ReadAntenna Level Factor Cable Loss Preamp Factor A/Pos T/Pos Remark MHz dBuV/m dB dBuV/m dBuV dB/m dB dB cm deg 1 5460.00 38.50 -15.50 54.00 29.01 34.42 8.43 33.36 178 165 Average 2 5690.00 93.91 ------ ------ 83.94 34.82 8.51 33.36 178 165 Average	**Blank**

Mode	54	
	Band Edge - L	
	U-NII-2C_5.47-5.725_802.11ax HE80_CH138_Full RU_5690MHz	
Pol.	**Vertical**	**Fundamental**
Peak	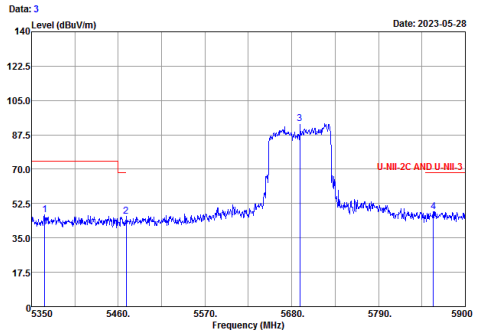 Site : 03CH03-SZ Condition : U-NII-2C AND U-NII-3 3m ANT3117_0057 VERTICAL : RBW:1000.000KHz VBW:3000.000KHz Mode : 55 Setting : MCS0 Power setting 17.5 Plane : Z with Accessories : #12 2Q37B1WF3J00BF Freq Level Over Limit Limit Line ReadAntenna Level Factor Cable Loss Preamp Factor A/Pos T/Pos Remark MHz dBuV/m dB dBuV/m dBuV dB/m dB dB cm deg 1 5366.50 46.92 -27.08 74.00 37.28 34.45 8.38 33.19 110 4 Peak 2 5469.90 45.95 -22.35 68.30 36.52 34.41 8.38 33.36 110 4 Peak 3 5690.00 93.28 ------ ------ 83.31 34.82 8.51 33.36 110 4 Peak 4 5859.30 48.37 -19.93 68.30 37.66 35.19 8.85 33.33 110 4 Peak	**Blank**
Avg	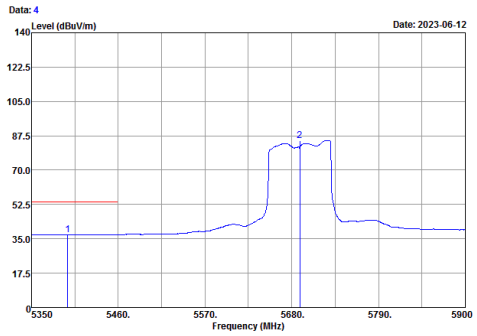 Site : 03CH03-SZ Condition : PART 15.407 AVG 3m ANT3117_0057 VERTICAL : RBW:1000.000KHz VBW:0.010KHz Mode : 55 Setting : MCS0 Power setting 17.5 Plane : Z with Accessories : #12 2Q37B1WF3J00BF Freq Level Over Limit Limit Line ReadAntenna Level Factor Cable Loss Preamp Factor A/Pos T/Pos Remark MHz dBuV/m dB dBuV/m dBuV dB/m dB dB cm deg 1 5395.65 37.21 -16.79 54.00 27.52 34.44 8.48 33.23 110 4 Average 2 5690.00 85.15 ------ ------ 75.18 34.82 8.51 33.36 110 4 Average	**Blank**

Mode	54	
	Harmonic	
	U-NII-2C_5.47-5.725_802.11ax HE80_CH138_Full RU_5690MHz	
Pol.	Horizontal	Vertical
Peak Avg	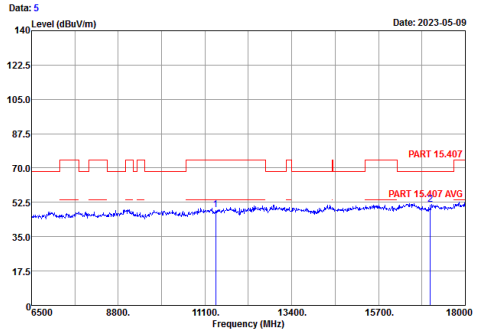 Site : 03CH03-SZ Condition : PART 15.407 3m HF_ANT_3117_0107 HORIZONTAL Project : 272102-02 Mode : 55 SN : #9 2q37b1wf3j002z Plane : Y with Accessories setting : MCS0 power setting 17.5 1 11380.00 48.71 -25.29 74.00 54.48 38.48 13.72 57.97 --- --- Peak 2 17070.00 51.53 -16.77 68.30 50.40 41.23 16.57 56.67 --- --- Peak	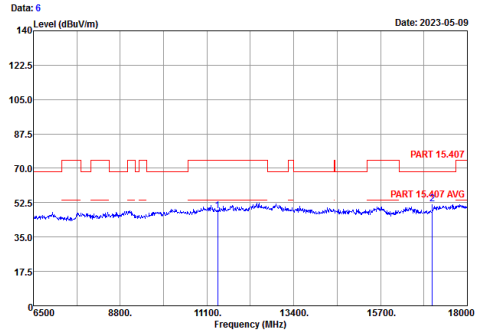 Site : 03CH03-SZ Condition : PART 15.407 3m HF_ANT_3117_0107 VERTICAL Project : 272102-02 Mode : 55 SN : #9 2q37b1wf3j002z Plane : Y with Accessories setting : MCS0 power setting 17.5 1 11380.00 48.26 -25.74 74.00 54.03 38.48 13.72 57.97 --- --- Peak 2 17070.00 51.89 -16.41 68.30 50.76 41.23 16.57 56.67 --- --- Peak

Mode	56	
	Band Edge - L	
	U-NII-2C_5.47-5.725_802.11ax HE160_CH114_Full RU_5570MHz	
Pol.	Horizontal	Fundamental
Peak	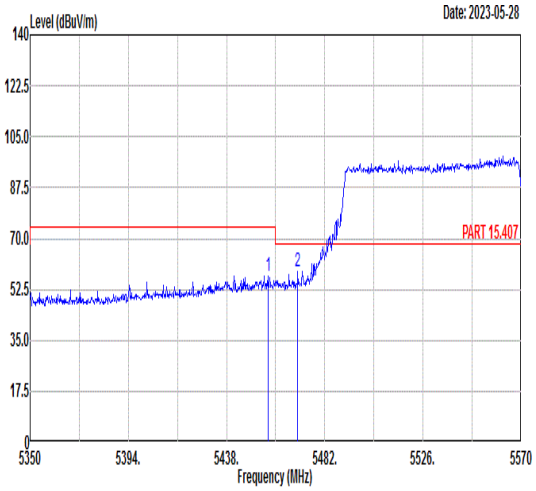 Freq Level Limit Line Margin (dB) Read Level Ant Factor Cable Loss Preamp Factor APos TPos Remark MHz dBuV/m dBuV/m dBuV dB/m dB dB cm deg 1 5456.48 57.16 74.00 -16.84 47.67 34.42 8.41 33.34 100 156 PEAK 2 5469.90 58.49 68.30 -9.81 49.04 34.41 8.40 33.36 100 156 PEAK	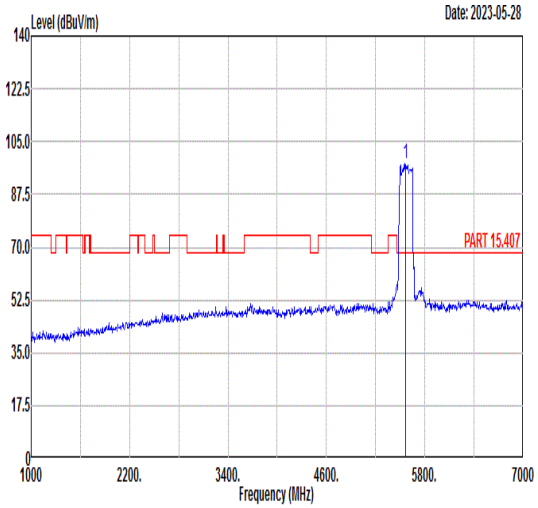 Freq Level Limit Line Margin (dB) Read Level Ant Factor Cable Loss Preamp Factor APos TPos Remark MHz dBuV/m dBuV/m dBuV dB/m dB dB cm deg 1 5570.00 97.52 ------ ------ 88.10 34.53 8.28 33.39 100 156 PEAK
Avg	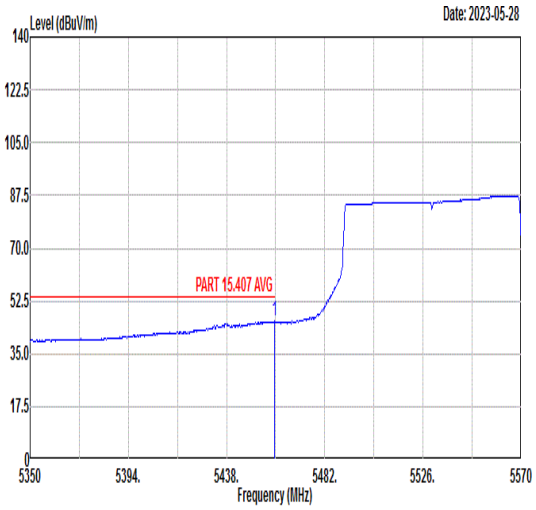 Freq Level Limit Line Margin (dB) Read Level Ant Factor Cable Loss Preamp Factor APos TPos Remark MHz dBuV/m dBuV/m dBuV dB/m dB dB cm deg 1 5459.34 45.79 54.00 -8.21 36.31 34.42 8.41 33.35 100 156 AVERAGE	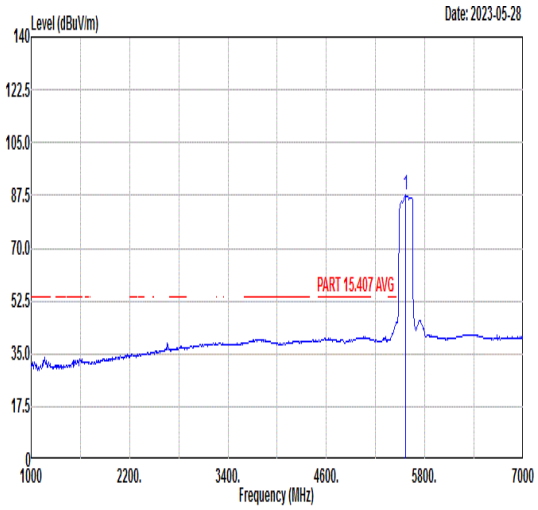 Freq Level Limit Line Margin (dB) Read Level Ant Factor Cable Loss Preamp Factor APos TPos Remark MHz dBuV/m dBuV/m dBuV dB/m dB dB cm deg 1 5570.00 87.45 ------ ------ 78.02 34.55 8.27 33.39 100 156 AVERAGE

Mode	56	
	Band Edge - R	
	U-NII-2C_5.47-5.725_802.11ax HE160_CH114_Full RU_5570MHz	
Pol.	Horizontal	Fundamental
Peak	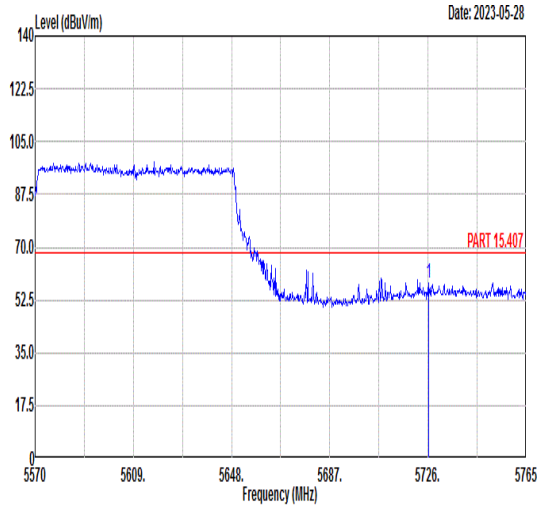 Freq Level Limit Line Margin (dB) Read Level Ant Factor Cable Loss Preamp Factor APos TPos Remark MHz dBuV/m dBuV/m dBuV dB/m dB dB cm deg 1 5726.39 58.11 68.30 -10.19 47.88 34.90 8.68 33.35 100 156 PEAK	Blank

Mode	56	
	Band Edge - L	
	U-NII-2C_5.47-5.725_802.11ax HE160_CH114_Full RU_5570MHz	
Pol.	Vertical	Fundamental
Peak	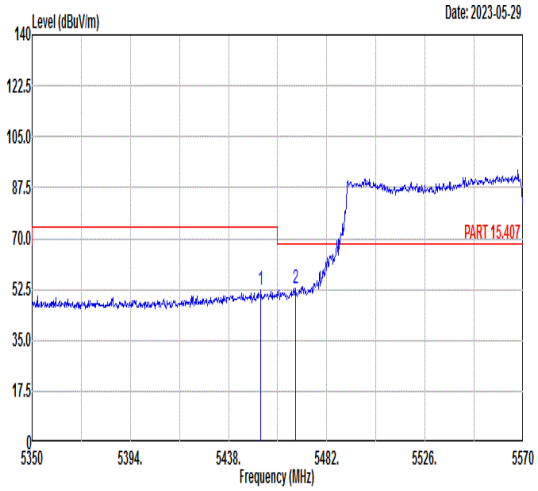 Freq Level Limit Line Margin (dB) Read Level Ant Factor Cable Loss Preamp Factor APos TPos Remark MHz dBuV/m dBuV/m dBuV dB/m dB dB cm deg 1 5452.52 52.30 74.00 -21.70 42.80 34.42 8.42 33.34 314 200 PEAK 2 5468.14 52.91 68.30 -15.39 43.46 34.41 8.40 33.36 314 200 PEAK	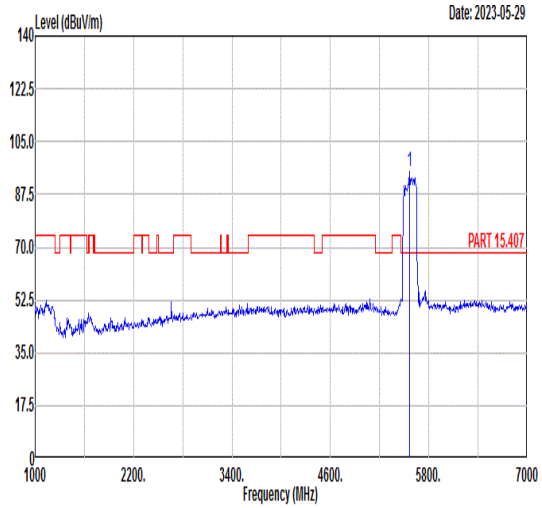 Freq Level Limit Line Margin (dB) Read Level Ant Factor Cable Loss Preamp Factor APos TPos Remark MHz dBuV/m dBuV/m dBuV dB/m dB dB cm deg 1 5570.00 95.01 ------ ------ 85.58 34.55 8.27 33.39 314 200 PEAK
Avg	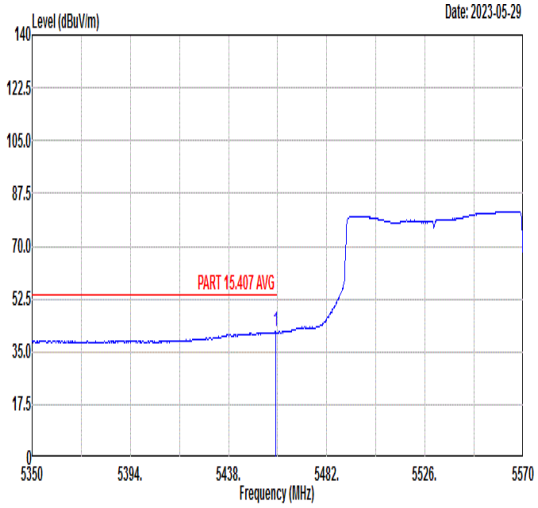 Freq Level Limit Line Margin (dB) Read Level Ant Factor Cable Loss Preamp Factor APos TPos Remark MHz dBuV/m dBuV/m dBuV dB/m dB dB cm deg 1 5459.12 41.56 54.00 -12.44 32.08 34.42 8.41 33.35 314 200 AVERAGE	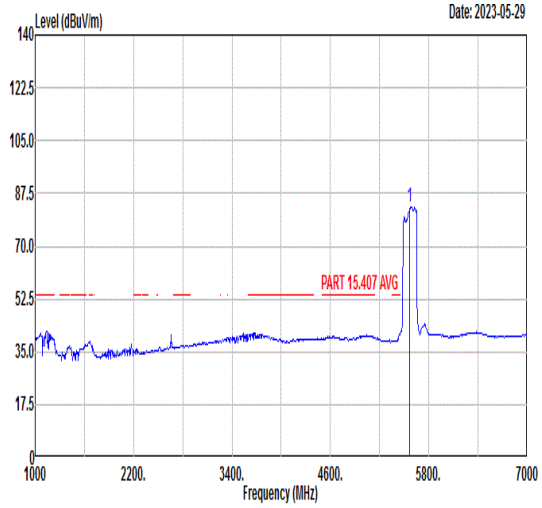 Freq Level Limit Line Margin (dB) Read Level Ant Factor Cable Loss Preamp Factor APos TPos Remark MHz dBuV/m dBuV/m dBuV dB/m dB dB cm deg 1 5570.00 83.18 ------ ------ 73.72 34.60 8.24 33.38 314 200 AVERAGE

Mode	56	
	Band Edge - R	
	U-NII-2C_5.47-5.725_802.11ax HE160_CH114_Full RU_5570MHz	
Pol.	Vertical	Fundamental
Peak	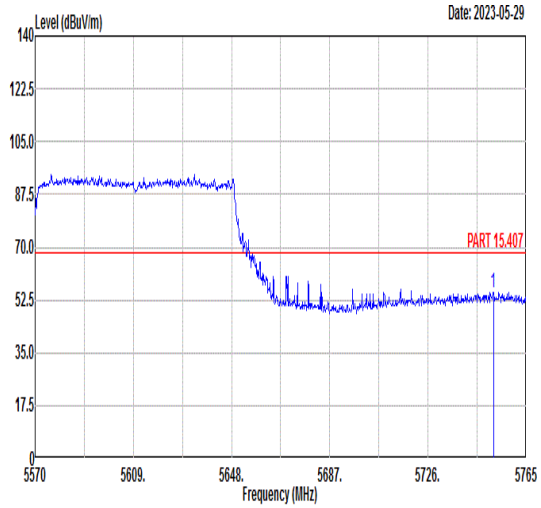 Freq Level Limit Line Margin (dB) Read Level Ant Factor Cable Loss Preamp Factor APos TPos Remark MHz dBuV/m dBuV/m dBuV dB/m dB dB cm deg 1 5751.94 55.06 68.30 -13.24 44.69 34.95 8.77 33.35 314 200 PEAK	Blank

Mode	56	
	Harmonic	
	U-NII-2C_5.47-5.725_802.11ax HE160_CH114_Full RU_5570MHz	
Pol.	Horizontal	Vertical
Peak Avg	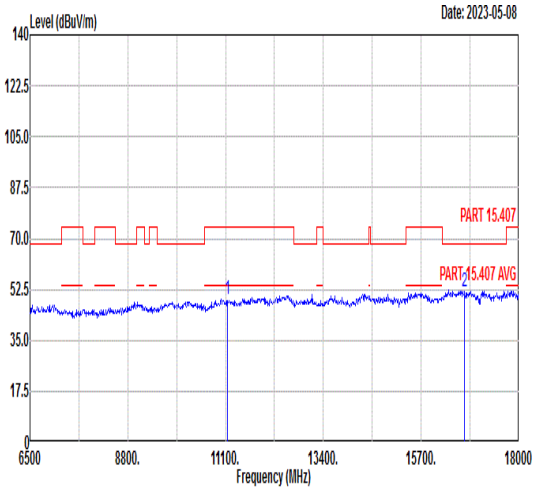 Freq Level Limit Line Margin (dB) Read Level Ant Factor Cable Loss Preamp Factor APos TPos Remark MHz dBuV/m dBuV/m dBuV dB/m dB dB cm deg 1 11140.00 49.27 74.00 -24.73 55.41 38.24 13.74 58.12 --- --- Peak 2 16710.00 51.57 68.30 -16.73 51.31 41.06 16.32 57.12 --- --- Peak	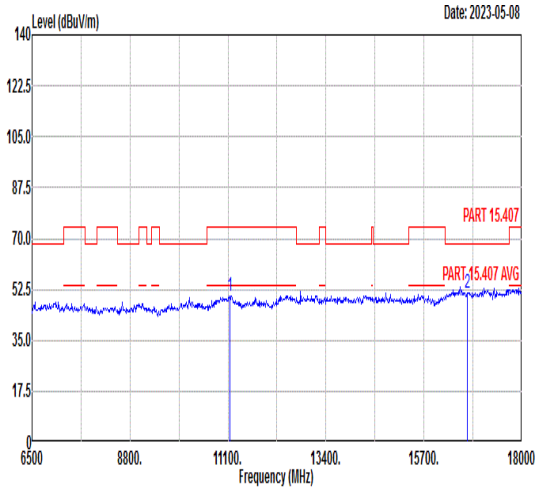 Freq Level Limit Line Margin (dB) Read Level Ant Factor Cable Loss Preamp Factor APos TPos Remark MHz dBuV/m dBuV/m dBuV dB/m dB dB cm deg 1 11140.00 49.94 74.00 -24.06 56.08 38.24 13.74 58.12 --- --- Peak 2 16710.00 51.47 68.30 -16.83 51.21 41.06 16.32 57.12 --- --- Peak

72	
LF	
U-NII-2A_5.25-5.35_802.11ax HE80_CH58_Full RU_5290MHz	
Horizontal	**Vertical**

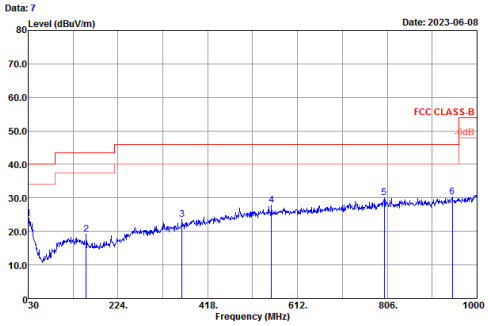

Site : 03CH03-SZ
Condition : FCC CLASS-B 3m LF_ANT35408 HORIZONTAL
Mode : 72
Setting : MCS0 Power setting 15
Plane : Z with Accessories
: #26 2Q37B2DF47004P

	Freq	Level	Over Limit	Limit Line	ReadAntenna Level	Factor	Cable Loss	Preamp Factor	A/Pos	T/Pos	Remark
	MHz	dBuV/m	dB	dBuV/m	dBuV	dB/m	dB	dB	cm	deg	
1	30.00	23.84	-16.16	40.00	30.31	24.90	0.53	31.90	---	---	Peak
2	155.13	19.20	-24.30	43.50	32.79	16.53	1.27	31.39	---	---	Peak
3	362.71	23.63	-22.37	46.00	31.78	20.88	2.01	31.04	---	---	Peak
4	555.74	27.77	-18.23	46.00	31.86	24.35	2.47	30.91	---	---	Peak
5	799.21	30.01	-15.99	46.00	31.58	26.39	2.94	30.90	---	---	Peak
6	946.65	30.37	-15.63	46.00	30.84	27.12	3.23	30.82	---	---	Peak

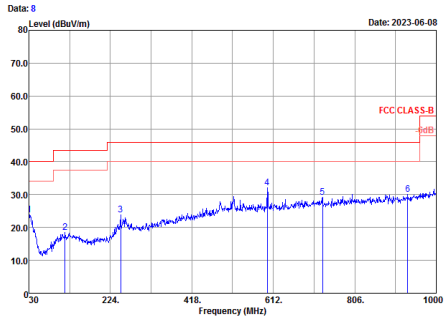

Site : 03CH03-SZ
Condition : FCC CLASS-B 3m LF_ANT35408 VERTICAL
Mode : 72
Setting : MCS0 Power setting 15
Plane : Z with Accessories
: #26 2Q37B2DF47004P

	Freq	Level	Over Limit	Limit Line	ReadAntenna Level	Factor	Cable Loss	Preamp Factor	A/Pos	T/Pos	Remark
	MHz	dBuV/m	dB	dBuV/m	dBuV	dB/m	dB	dB	cm	deg	
1	30.00	23.91	-16.09	40.00	30.38	24.90	0.53	31.90	---	---	Peak
2	116.33	18.49	-25.01	43.50	31.31	17.75	1.10	31.67	---	---	Peak
3	248.25	23.79	-22.21	46.00	34.91	18.44	1.64	31.20	---	---	Peak
4	597.45	32.13	-13.87	46.00	35.80	24.77	2.55	30.99	---	---	Peak
5	729.37	29.11	-16.89	46.00	31.72	25.48	2.81	30.90	---	---	Peak
6	932.10	30.06	-15.94	46.00	30.77	26.99	3.21	30.91	---	---	Peak

Mode	74	
	Band Edge	
	2400-2483.5_Bluetooth-LE(2M)_GSFK_CH39_2480MHz	
Pol.	Horizontal	Fundamental
Peak	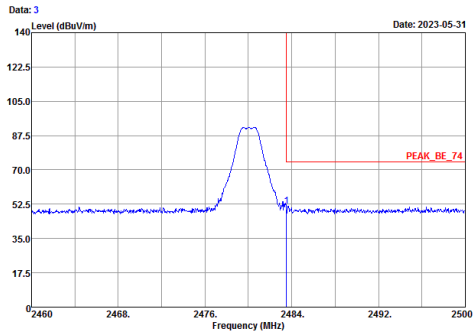 Site : 03CH03-SZ Condition : PEAK_BE_74 3m ANT3117_0057 HORIZONTAL : RBW:1000.000KHz VBW:3000.000KHz Project : 272102-02 Mode : 74 SN : #12 2Q37B1WF3J00BF Plane : Z with Accessories WIFI setting : MCS0 power setting 15 BLE setting : Default Freq Level Over Limit Limit Line ReadAntenna Level Factor Cable Loss Preamp Factor A/Pos T/Pos Remark MHz dBuV/m dB dBuV/m dBuV dB/m dB dB cm deg 1 2483.52 51.63 -22.37 74.00 47.87 32.46 4.92 33.62 353 193 Peak	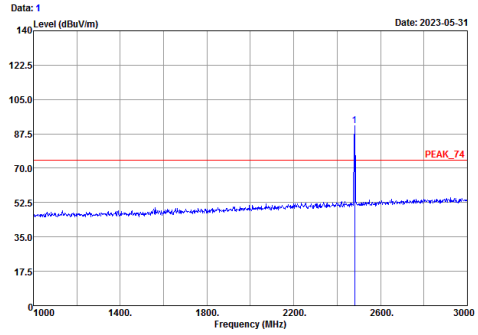 Site : 03CH03-SZ Condition : PEAK_74 3m ANT3117_0057 HORIZONTAL : RBW:1000.000KHz VBW:3000.000KHz Project : 272102-02 Mode : 74 SN : #12 2Q37B1WF3J00BF Plane : Z with Accessories WIFI setting : MCS0 power setting 15 BLE setting : Default Freq Level Over Limit Limit Line ReadAntenna Level Factor Cable Loss Preamp Factor A/Pos T/Pos Remark MHz dBuV/m dB dBuV/m dBuV dB/m dB dB cm deg 1 * 2480.00 91.70 17.70 74.00 87.95 32.45 4.92 33.62 353 193 Peak
Avg	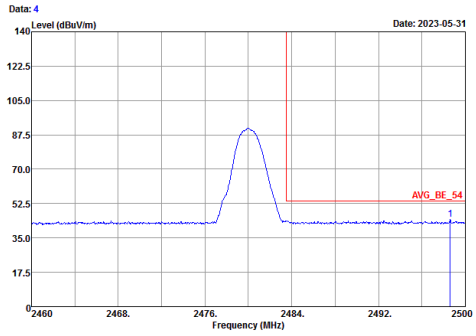 Site : 03CH03-SZ Condition : AVG_BE_54 3m ANT3117_0057 HORIZONTAL : RBW:1000.000KHz VBW:10.000KHz Project : 272102-02 Mode : 74 SN : #12 2Q37B1WF3J00BF Plane : Z with Accessories WIFI setting : MCS0 power setting 15 BLE setting : Default Freq Level Over Limit Limit Line ReadAntenna Level Factor Cable Loss Preamp Factor A/Pos T/Pos Remark MHz dBuV/m dB dBuV/m dBuV dB/m dB dB cm deg 1 2498.60 44.39 -9.61 54.00 40.57 32.50 4.92 33.60 353 193 Average	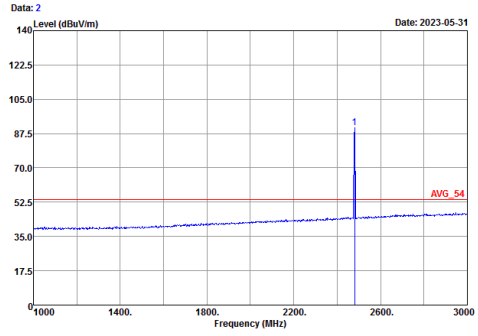 Site : 03CH03-SZ Condition : AVG_54 3m ANT3117_0057 HORIZONTAL : RBW:1000.000KHz VBW:10.000KHz Project : 272102-02 Mode : 74 SN : #12 2Q37B1WF3J00BF Plane : Z with Accessories WIFI setting : MCS0 power setting 15 BLE setting : Default Freq Level Over Limit Limit Line ReadAntenna Level Factor Cable Loss Preamp Factor A/Pos T/Pos Remark MHz dBuV/m dB dBuV/m dBuV dB/m dB dB cm deg 1 * 2480.00 90.43 36.43 54.00 86.68 32.45 4.92 33.62 353 193 Average

Mode	74	
	Band Edge	
	2400-2483.5_Bluetooth-LE(2M)_GSFK_CH39_2480MHz	
Pol.	Vertical	Fundamental
Peak	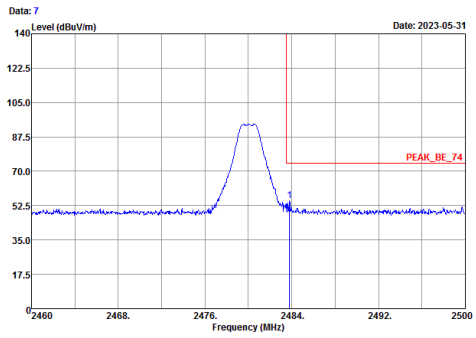 Site : 03CH03-SZ Condition : PEAK_BE_74 3m ANT3117_0057 VERTICAL : RBW:1000.000KHz VBW:3000.000KHz Project : 272102-02 Mode : 74 SN : #12 2Q37B1WF3J00BF Plane : Z with Accessories WIFI setting : MCS0 power setting 15 BLE setting : Default 1 2483.80 54.89 -19.11 74.00 51.13 32.46 4.92 33.62 272 210 Peak	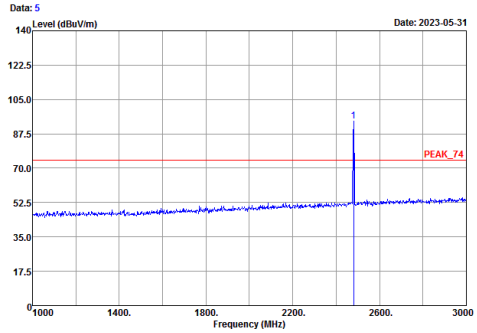 Site : 03CH03-SZ Condition : PEAK_74 3m ANT3117_0057 VERTICAL : RBW:1000.000KHz VBW:3000.000KHz Project : 272102-02 Mode : 74 SN : #12 2Q37B1WF3J00BF Plane : Z with Accessories WIFI setting : MCS0 power setting 15 BLE setting : Default 1 * 2480.00 93.92 19.92 74.00 90.17 32.45 4.92 33.62 272 210 Peak
Avg	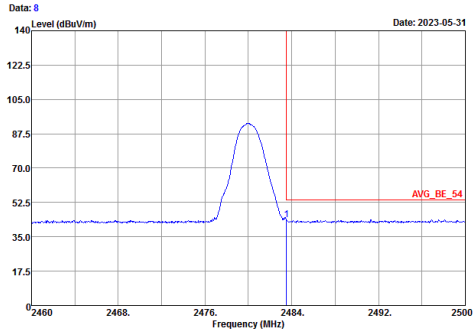 Site : 03CH03-SZ Condition : AVG_BE_54 3m ANT3117_0057 VERTICAL : RBW:1000.000KHz VBW:10.000KHz Project : 272102-02 Mode : 74 SN : #12 2Q37B1WF3J00BF Plane : Z with Accessories WIFI setting : MCS0 power setting 15 BLE setting : Default 1 2483.52 43.81 -10.19 54.00 40.05 32.46 4.92 33.62 272 210 Average	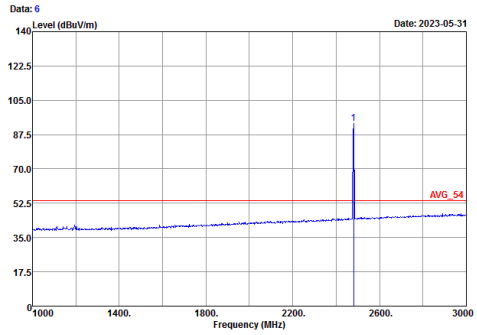 Site : 03CH03-SZ Condition : AVG_54 3m ANT3117_0057 VERTICAL : RBW:1000.000KHz VBW:10.000KHz Project : 272102-02 Mode : 74 SN : #12 2Q37B1WF3J00BF Plane : Z with Accessories WIFI setting : MCS0 power setting 15 BLE setting : Default 1 * 2480.00 93.17 39.17 54.00 89.42 32.45 4.92 33.62 272 210 Average

Mode	74	
	Band Edge	
	U-NII-2A_5.25-5.35_802.11ax HE80_CH58_Full_5290MHz	
Pol.	**Horizontal**	**Fundamental**
Peak	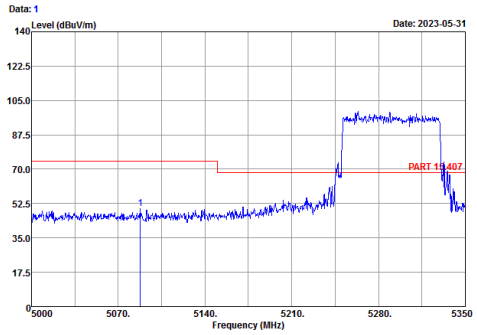 Site : 03CH03-SZ Condition : PART 15.407 3m ANT3117_0057 HORIZONTAL : RBW:1000.000KHz VBW:3000.000KHz Project : 272102-02 Mode : 74 SN : #12 2Q37B1WF3J00BF Plane : Z with Accessories WIFI setting : MCS0 power setting 15 BLE setting : Default 1 5087.85 49.78 -24.22 74.00 40.07 34.56 7.88 32.73 186 200 Peak	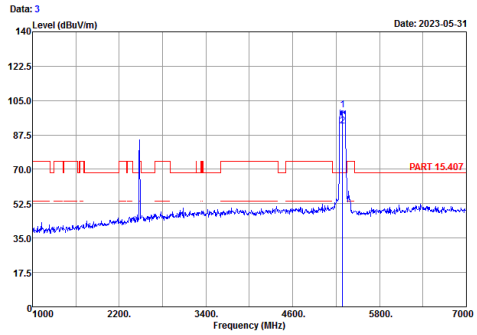 Site : 03CH03-SZ Condition : PART 15.407 3m ANT3117_0057 HORIZONTAL : RBW:1000.000KHz VBW:3000.000KHz Project : 272102-02 Mode : 74 SN : #12 2Q37B1WF3J00BF Plane : Z with Accessories WIFI setting : MCS0 power setting 15 BLE setting : Default 1 * 5290.00 100.19 31.89 68.30 90.60 34.48 8.17 33.06 186 200 Peak 2 5290.00 91.84 ------ ------ 82.25 34.48 8.17 33.06 186 200 Average
Avg	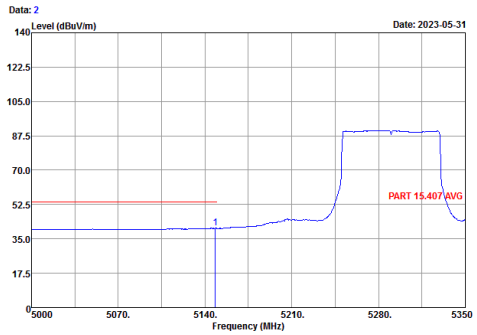 Site : 03CH03-SZ Condition : PART 15.407 AVG 3m ANT3117_0057 HORIZONTAL : RBW:1000.000KHz VBW:0.010KHz Project : 272102-02 Mode : 74 SN : #12 2Q37B1WF3J00BF Plane : Z with Accessories WIFI setting : MCS0 power setting 15 BLE setting : Default 1 5148.40 40.42 -13.58 54.00 30.82 34.54 7.91 32.85 186 200 Average	**Blank**

Mode	74	
	Band Edge	
	U-NII-2A_5.25-5.35_802.11ax HE80_CH58_Full_5290MHz	
Pol.	Vertical	Fundamental
Peak	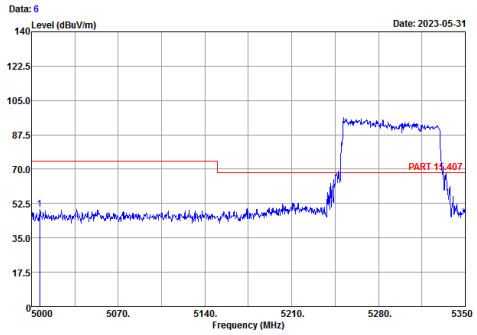 Site : 03CH03-SZ Condition : PART 15.407 3m ANT3117_0057 VERTICAL : RBW:1000.000KHz VBW:3000.000KHz Project : 272102-02 Mode : 74 SN : #12 2Q37B1WF3J00BF Plane : Z with Accessories WIFI setting : MCS0 power setting 15 BLE setting : Default Freq Level Over Limit Limit Line ReadAntenna Level Factor Cable Loss Preamp Factor A/Pos T/Pos Remark MHz dBuV/m dB dBuV/m dBuV dB/m dB dB cm deg 1 5006.65 49.70 -24.30 74.00 39.87 34.60 7.83 32.60 181 154 Peak	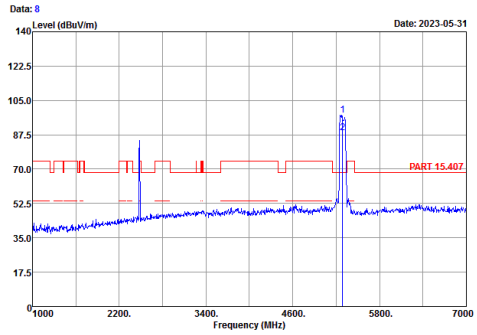 Site : 03CH03-SZ Condition : PART 15.407 3m ANT3117_0057 VERTICAL : RBW:1000.000KHz VBW:3000.000KHz Project : 272102-02 Mode : 74 SN : #12 2Q37B1WF3J00BF Plane : Z with Accessories WIFI setting : MCS0 power setting 15 BLE setting : Default Freq Level Over Limit Limit Line ReadAntenna Level Factor Cable Loss Preamp Factor A/Pos T/Pos Remark MHz dBuV/m dB dBuV/m dBuV dB/m dB dB cm deg 1 * 5290.00 97.43 29.13 68.30 87.84 34.48 8.17 33.06 181 154 Peak 2 5290.00 88.55 ------ ------ 78.96 34.48 8.17 33.06 181 154 Average
Avg	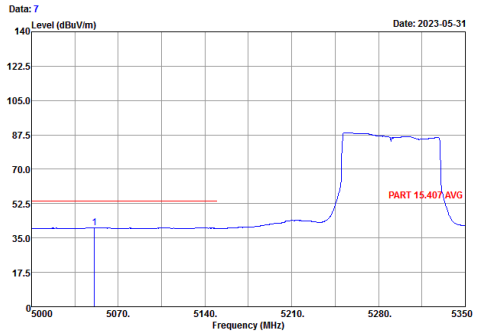 Site : 03CH03-SZ Condition : PART 15.407 AVG 3m ANT3117_0057 VERTICAL : RBW:1000.000KHz VBW:0.010KHz Project : 272102-02 Mode : 74 SN : #12 2Q37B1WF3J00BF Plane : Z with Accessories WIFI setting : MCS0 power setting 15 BLE setting : Default Freq Level Over Limit Limit Line ReadAntenna Level Factor Cable Loss Preamp Factor A/Pos T/Pos Remark MHz dBuV/m dB dBuV/m dBuV dB/m dB dB cm deg 1 5050.75 40.13 -13.87 54.00 30.37 34.58 7.86 32.68 181 154 Average	Blank

Mode	74	
	Band Edge	
	U-NII-2A_5.25-5.35_802.11ax HE80_CH58_Full_5290MHz	
Pol.	Horizontal	Vertical
Peak	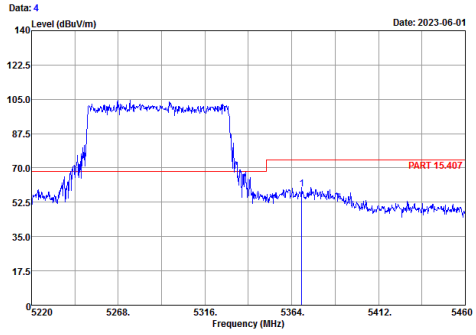 Site : 03CH03-SZ Condition : PART 15.407 3m ANT3117_0057 HORIZONTAL : RBW:1000.000KHz VBW:3000.000KHz Project : 272102-02 Mode : 74 SN : #12 2Q37B1WF3J00BF Plane : Z with Accessories WIFI setting : MCS0 power setting 15 BLE setting : Default Freq Level Over Limit Limit Line ReadAntenna Level Cable Loss Preamp Factor A/Pos T/Pos Remark MHz dBuV/m dB dBuV/m dBuV dB/m dB dB cm deg 1 5369.52 59.08 -14.92 74.00 49.44 34.45 8.38 33.19 186 200 Peak	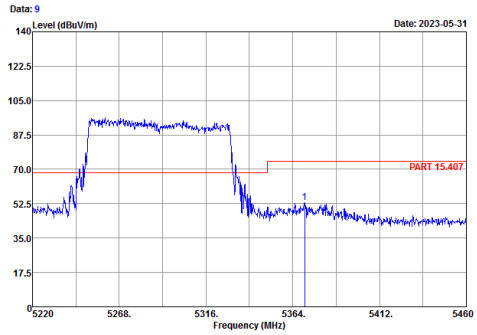 Site : 03CH03-SZ Condition : PART 15.407 3m ANT3117_0057 VERTICAL : RBW:1000.000KHz VBW:3000.000KHz Project : 272102-02 Mode : 74 SN : #12 2Q37B1WF3J00BF Plane : Z with Accessories WIFI setting : MCS0 power setting 15 BLE setting : Default Freq Level Over Limit Limit Line ReadAntenna Level Cable Loss Preamp Factor A/Pos T/Pos Remark MHz dBuV/m dB dBuV/m dBuV dB/m dB dB cm deg 1 5370.48 52.96 -21.04 74.00 43.32 34.45 8.38 33.19 181 154 Peak
Avg	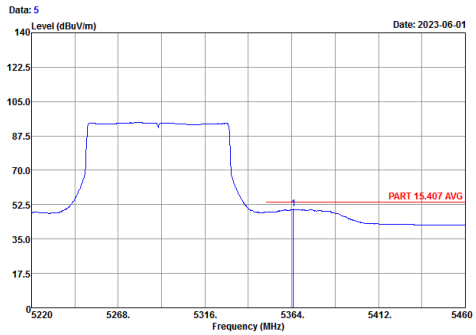 Site : 03CH03-SZ Condition : PART 15.407 AVG 3m ANT3117_0057 HORIZONTAL : RBW:1000.000KHz VBW:0.010KHz Project : 272102-02 Mode : 74 SN : #12 2Q37B1WF3J00BF Plane : Z with Accessories WIFI setting : MCS0 power setting 15 BLE setting : Default Freq Level Over Limit Limit Line ReadAntenna Level Cable Loss Preamp Factor A/Pos T/Pos Remark MHz dBuV/m dB dBuV/m dBuV dB/m dB dB cm deg 1 5364.96 50.11 -3.89 54.00 40.47 34.45 8.38 33.19 186 200 Average	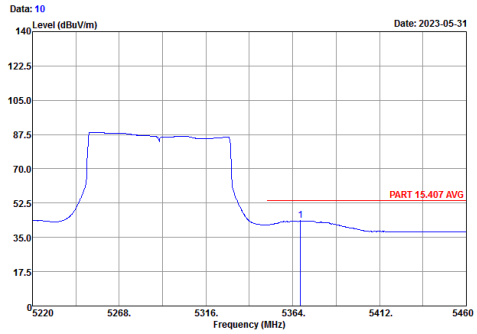 Site : 03CH03-SZ Condition : PART 15.407 AVG 3m ANT3117_0057 VERTICAL : RBW:1000.000KHz VBW:0.010KHz Project : 272102-02 Mode : 74 SN : #12 2Q37B1WF3J00BF Plane : Z with Accessories WIFI setting : MCS0 power setting 15 BLE setting : Default Freq Level Over Limit Limit Line ReadAntenna Level Cable Loss Preamp Factor A/Pos T/Pos Remark MHz dBuV/m dB dBuV/m dBuV dB/m dB dB cm deg 1 5368.32 43.48 -10.52 54.00 33.84 34.45 8.38 33.19 181 154 Average

Mode	74	
	Harmonic	
	2400-2483.5_Bluetooth-LE(2M)_GSFK_CH39_2480MHz & U-NII-2A_5.25-5.35_802.11ax HE80_CH58_Full_5290MHz	
Pol.	Horizontal	Vertical
Peak Avg	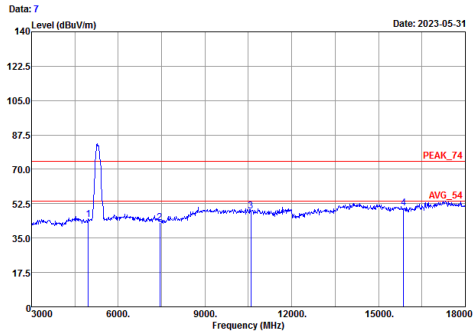 Site : 03CH03-SZ Condition : PEAK_74 3m ANT3117_0057 HORIZONTAL Project : 272102-02 Mode : 74 SN : #12 2Q37B1WF3J00BF Plane : Y with Accessories WIFI setting : MCS0 power setting 15 BLE setting : Default 1 4960.00 44.43 -29.57 74.00 54.74 34.62 7.81 52.74 --- --- Peak 2 7440.00 42.94 -31.06 74.00 51.25 36.54 9.19 54.04 --- --- Peak 3 10580.00 48.86 -19.44 68.30 51.68 39.75 10.90 53.47 --- --- Peak 4 15870.00 50.27 -23.73 74.00 50.33 42.07 12.71 54.84 --- --- Peak	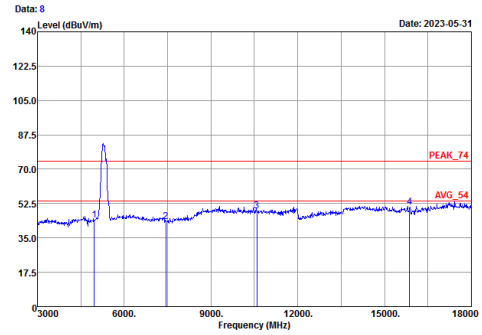 Site : 03CH03-SZ Condition : PEAK_74 3m ANT3117_0057 VERTICAL Project : 272102-02 Mode : 74 SN : #12 2Q37B1WF3J00BF Plane : Y with Accessories WIFI setting : MCS0 power setting 15 BLE setting : Default 1 4960.00 44.09 -29.91 74.00 54.40 34.62 7.81 52.74 --- --- Peak 2 7440.00 43.30 -30.70 74.00 51.61 36.54 9.19 54.04 --- --- Peak 3 10580.00 48.89 -19.41 68.30 51.71 39.75 10.90 53.47 --- --- Peak 4 15870.00 50.62 -23.38 74.00 50.68 42.07 12.71 54.84 --- --- Peak

Note: the highest signal over limit is WLAN 5G fundamental signal.

Appendix D. Duty Cycle Plots

Band	Duty Cycle(%)	T(ms)	1/T(kHz)	VBW Setting
802.11a	99.32	-	-	10Hz
802.11ax HE20	98.54	-	-	10Hz
802.11ax HE40	99.27	-	-	10Hz
802.11ax HE80	98.91	-	-	10Hz
802.11ax HE160	98.91	-	-	10Hz

802.11a

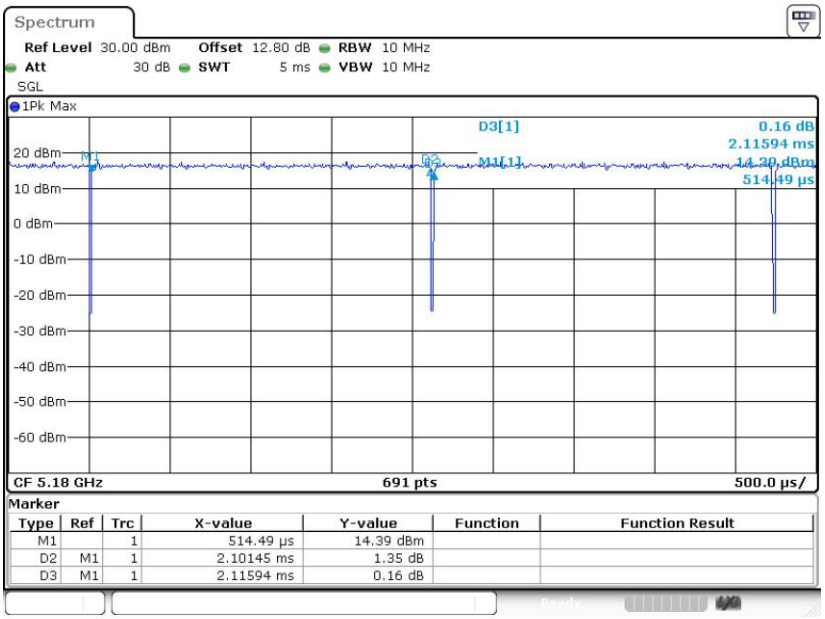

802.11ax HE20

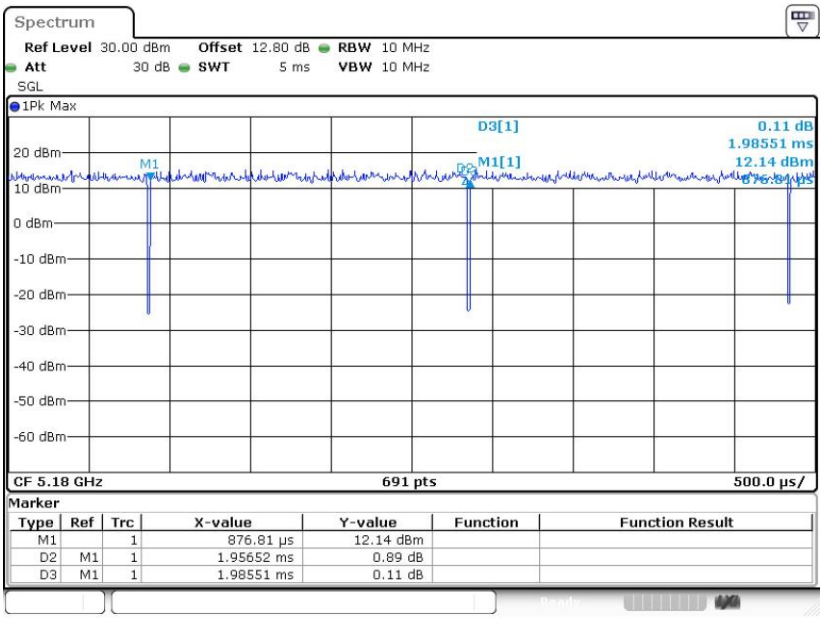

802.11ax HE40

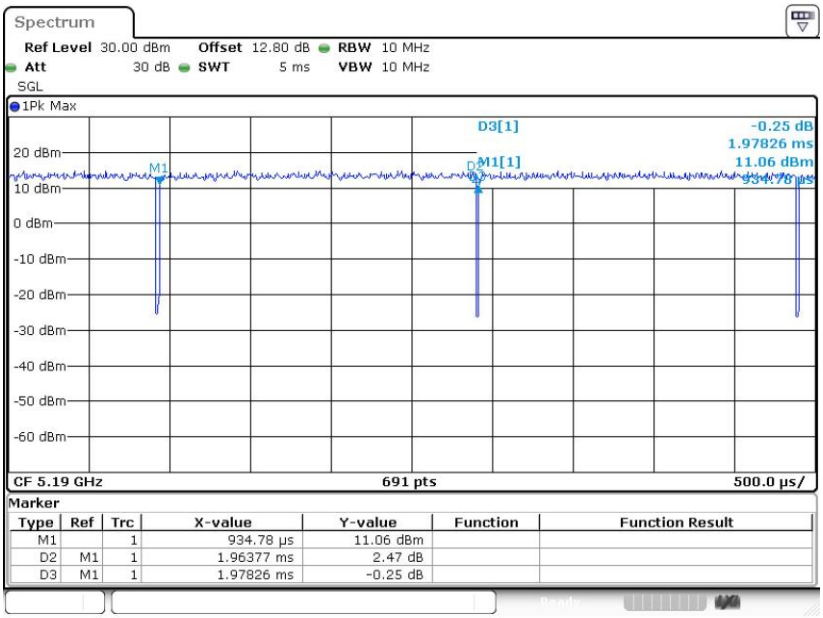

802.11ax HE80

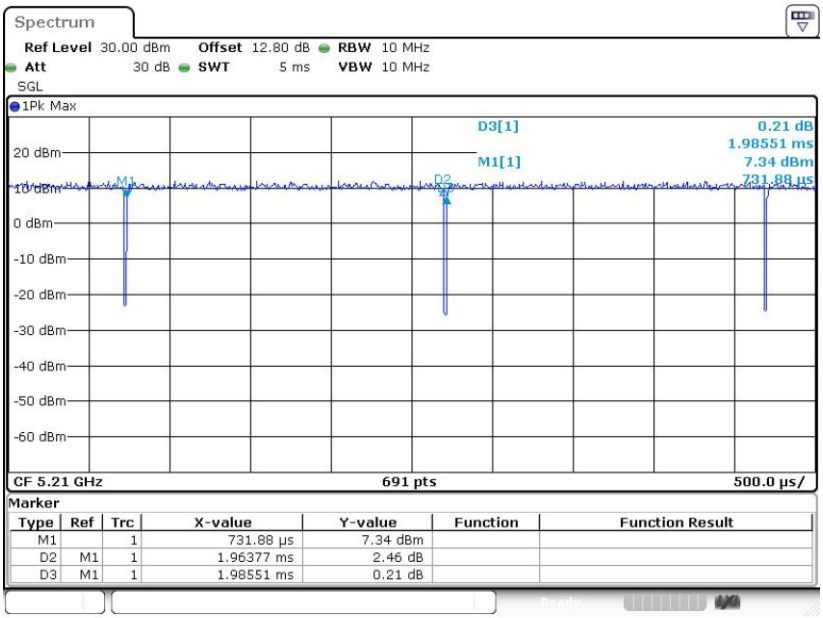
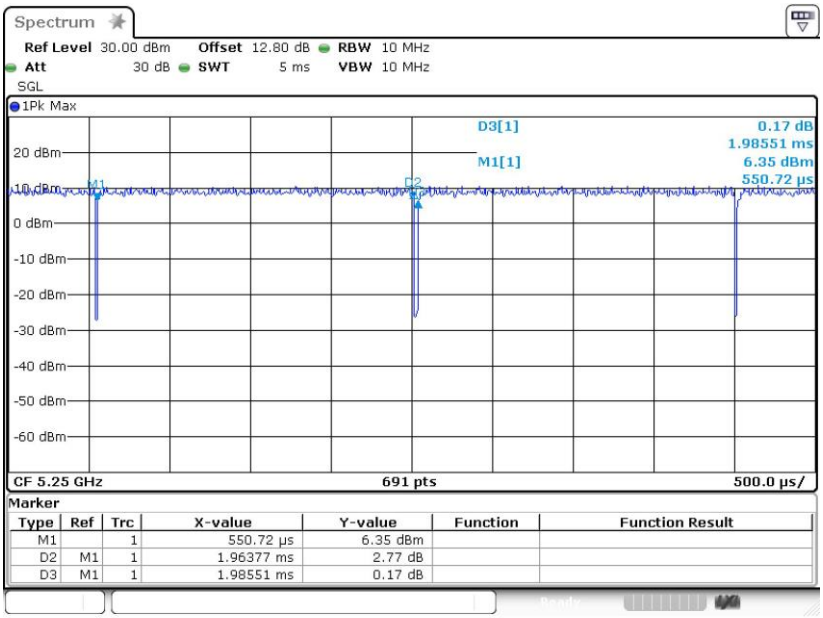
802.11ax HE160