



12. SETUP PHOTOS


RADIATED AND CONDUCTED EMISSIONS MEASUREMENT SETUP




RADIATED FRONT PHOTO (BELOW 30 MHz)




RADIATED BACK PHOTO (BELOW 30 MHz)




RADIATED FRONT PHOTO (BELOW 1 GHz)



RADIATED BACK PHOTO (BELOW 1 GHz)




AC LINE FRONT PHOTO




AC LINE BACK PHOTO


RADIATED RF MEASUREMENT CONFIGURATION



X-AXIS FRONT PHOTO




Y-AXIS FRONT PHOTO



Z-AXIS FRONT PHOTO

ENVIRONMENTAL CHAMBER PHOTO



ENVIRONMENTAL CHAMBER PHOTO



ENVIRONMENTAL CHAMBER PHOTO(CLOSE-UP)

END OF REPORT