

# SAR Test Report

Report No.: AGC01689240814FH01

**FCC ID** : 2A2UU-P8NEO

**APPLICATION PURPOSE** : Original Equipment

**PRODUCT DESIGNATION** : AI POS Terminal

**BRAND NAME** : KOZEN

**MODEL NAME** : P8 Neo

**APPLICANT** : Shanghai Xiangcheng Communication Technology Co., Ltd

**DATE OF ISSUE** : Nov. 12, 2024

**STANDARD(S)** : IEEE Std. 1528:2013  
FCC 47 CFR Part 2§2.1093  
IEEE Std C95.1™-2005

**REPORT VERSION** : V1.0

Attestation of Global Compliance (Shenzhen) Co., Ltd.



Any report having not been signed by authorized approver, or having been altered without authorization, or having not been stamped by the "Dedicated Testing/Inspection Stamp" is deemed to be invalid. Copying or excerpting portion of, or altering the content of the report is not permitted without the written authorization of AGC. The test results presented in the report apply only to the tested sample. Any objections to report issued by AGC should be submitted to AGC within 15days after the issuance of the test report. Further enquiry of validity or verification of the test report should be addressed to AGC by agc01@agccert.com.

Attestation of Global Compliance(Shenzhen)Co., Ltd  
Attestation of Global Compliance(Shenzhen)Std & Tech Co., Ltd  
Tel: +86-755 2523 4088 E-mail: agc@agccert.com Web: <http://www.agccert.com/>



**Report Revise Record**

Report Version	Revise Time	Issued Date	Valid Version	Notes
V1.0	/	Nov. 12, 2024	Valid	Initial Release

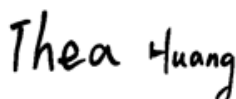
Any report having not been signed by authorized approver, or having been altered without authorization, or having not been stamped by the “Dedicated Testing/Inspection Stamp” is deemed to be invalid. Copying or excerpting portion of, or altering the content of the report is not permitted without the written authorization of AGC. The test results presented in the report apply only to the tested sample. Any objections to report issued by AGC should be submitted to AGC within 15days after the issuance of the test report. Further enquiry of validity or verification of the test report should be addressed to AGC by agc01@agccert.com.

Attestation of Global Compliance(Shenzhen)Co., Ltd  
Attestation of Global Compliance(Shenzhen)Std & Tech Co., Ltd  
Tel: +86-755 2523 4088 E-mail: agc@agccert.com Web: <http://www.agccert.com/>

Test Report	
Applicant Name	Shanghai Xiangcheng Communication Technology Co., Ltd
Applicant Address	6th Floor, Building 10, No.3000 Longdong Avenue, Pudong New District, Shanghai, China
Manufacturer Name	Sichuan Xiangcheng Intelligent Technology Co., Ltd.
Manufacturer Address	Factory No. 2 and 7 Zone A, Intelligent Terminal Demonstration Park, West Section of Gangyuan Road, Lingang Economic Development Zone, Yibin City, Sichuan Province China
Factory Name	Sichuan Xiangcheng Intelligent Technology Co., Ltd.
Factory Address	Factory No. 2 and 7 Zone A, Intelligent Terminal Demonstration Park, West Section of Gangyuan Road, Lingang Economic Development Zone, Yibin City, Sichuan Province China
Product Designation	AI POS Terminal
Brand Name	KOZEN
Model Name	P8 Neo
Series Model	N/A
Declaration Difference	N/A
EUT Voltage	DC 7.6V by battery
Applicable Standard	IEEE Std. 1528:2013 FCC 47 CFR Part 2§2.1093 IEEE Std C95.1™-2005
Date of receipt of test item	Aug. 29, 2024
Test Date	Sep. 25, 2024 to Oct. 23, 2024
Report Template	AGCRT-US-4G/SAR (2021-04-20)

Note: The results of testing in this report apply to the product/system which was tested only.

Prepared By



Thea Huang  
(Project Engineer)

Nov. 12, 2024

Reviewed By



Calvin Liu  
(Reviewer)

Nov. 12, 2024

Approved By



Angela Li  
(Authorized Officer)

Nov. 12, 2024

Any report having not been signed by authorized approver, or having been altered without authorization, or having not been stamped by the "Dedicated Testing/Inspection Stamp" is deemed to be invalid. Copying or excerpting portion of, or altering the content of the report is not permitted without the written authorization of AGC. The test results presented in the report apply only to the tested sample. Any objections to report issued by AGC should be submitted to AGC within 15days after the issuance of the test report. Further enquiry of validity or verification of the test report should be addressed to AGC by agc01@agccert.com.

Attestation of Global Compliance(Shenzhen)Co., Ltd

Attestation of Global Compliance(Shenzhen)Std &amp; Tech Co., Ltd

Tel: +86-755 2523 4088 E-mail: agc@agccert.com Web: http://www.agccert.com/

## TABLE OF CONTENTS

<b>1. SUMMARY OF MAXIMUM SAR VALUE .....</b>	<b>5</b>
<b>2. GENERAL INFORMATION.....</b>	<b>6</b>
2.1. EUT DESCRIPTION.....	6
<b>3. SAR MEASUREMENT SYSTEM.....</b>	<b>8</b>
3.1. THE SATIMO SYSTEM USED FOR PERFORMING COMPLIANCE TESTS CONSISTS OF FOLLOWING ITEMS .....	8
3.2. COMOSAR E-FIELD PROBE .....	9
3.3. ROBOT.....	9
3.4. VIDEO POSITIONING SYSTEM .....	10
3.5. DEVICE HOLDER .....	10
3.6. SAM TWIN PHANTOM.....	11
<b>4. SAR MEASUREMENT PROCEDURE.....</b>	<b>12</b>
4.1. SPECIFIC ABSORPTION RATE (SAR).....	12
4.2. SAR MEASUREMENT PROCEDURE .....	13
4.3. RF EXPOSURE CONDITIONS .....	15
<b>5. TISSUE SIMULATING LIQUID.....</b>	<b>17</b>
5.1. THE COMPOSITION OF THE TISSUE SIMULATING LIQUID.....	17
5.2. TISSUE DIELECTRIC PARAMETERS FOR HEAD AND BODY PHANTOMS .....	18
5.3. TISSUE CALIBRATION RESULT .....	19
<b>6. SAR SYSTEM CHECK PROCEDURE .....</b>	<b>21</b>
6.1. SAR SYSTEM CHECK PROCEDURES .....	21
6.2. SAR SYSTEM CHECK.....	22
<b>7. EUT TEST POSITION.....</b>	<b>24</b>
7.1. BODY WORN POSITION .....	24
<b>8. SAR EXPOSURE LIMITS .....</b>	<b>25</b>
<b>9. TEST FACILITY .....</b>	<b>26</b>
<b>10. TEST EQUIPMENT LIST .....</b>	<b>27</b>
<b>11. MEASUREMENT UNCERTAINTY .....</b>	<b>28</b>
<b>12. CONDUCTED POWER MEASUREMENT.....</b>	<b>31</b>
<b>13. TEST RESULTS.....</b>	<b>73</b>
13.1. SAR TEST RESULTS SUMMARY.....	73
<b>APPENDIX A. SAR SYSTEM CHECK DATA .....</b>	<b>106</b>
<b>APPENDIX B. SAR MEASUREMENT DATA .....</b>	<b>124</b>
<b>APPENDIX C. TEST SETUP PHOTOGRAPHS.....</b>	<b>182</b>
<b>APPENDIX D. CALIBRATION DATA .....</b>	<b>182</b>

Any report having not been signed by authorized approver, or having been altered without authorization, or having not been stamped by the "Dedicated Testing/Inspection Stamp" is deemed to be invalid. Copying or excerpting portion of, or altering the content of the report is not permitted without the written authorization of AGC. The test results presented in the report apply only to the tested sample. Any objections to report issued by AGC should be submitted to AGC within 15days after the issuance of the test report. Further enquiry of validity or verification of the test report should be addressed to AGC by agc01@agccert.com.

## 1. SUMMARY OF MAXIMUM SAR VALUE

The maximum results of Specific Absorption Rate (SAR) found during testing for EUT are as follows:

Frequency Band	Highest Reported 1g-SAR(W/kg)		SAR Test Limit (W/kg)
	Body-worn(with 10mm separation)	Hotspot(with 10mm separation)	
GSM 850	0.567	0.567	1.6
PCS 1900	0.435	0.435	
UMTS Band II	0.322	0.322	
UMTS Band IV	0.806	0.806	
UMTS Band V	0.335	0.335	
LTE Band 2	0.404	0.404	
LTE Band 4	1.180	1.180	
LTE Band 5	0.348	0.348	
LTE Band 7	1.157	1.157	
LTE Band 12	0.553	0.553	
LTE Band 17	0.577	0.577	
LTE Band 25	0.404	0.404	
LTE Band 26A	0.367	0.367	
LTE Band 26B	0.367	0.367	
LTE Band 38	0.617	0.617	
LTE Band 41	0.617	0.617	
WIFI 2.4G	0.145	0.145	
5.2GHz (U-NII-1)	0.327	0.327	
5.3GHz (U-NII-2A)	0.483	0.483	
5.8GHz (U-NII-3)	0.509	0.509	
Simultaneous Reported SAR	1.049		
SAR Test Result	PASS		

This device is compliance with Specific Absorption Rate (SAR) for general population/uncontrolled exposure limits (1.6W/kg) specified in IEEE Std. 1528:2013; FCC 47CFR § 2.1093; IEEE/ANSI C95.1:2005 and the following specific FCC Test Procedures:

- KDB 447498 D01 General RF Exposure Guidance v06
- KDB 648474 D04 Handset SAR v01r03
- KDB 865664 D01 SAR Measurement 100MHz to 6GHz v01r04
- KDB 941225 D01 3G SAR Procedures v03r01
- KDB 941225 D06 Hotspot Mode v02r01
- KDB 248227 D01 802 11 Wi-Fi SAR v02r02
- KDB 941225 D05 SAR for LTE Devices v02r05

**Note:** This standard FCC 47 CFR Part 2§2.1093 is not within the A2LA control range.

Any report having not been signed by authorized approver, or having been altered without authorization, or having not been stamped by the "Dedicated Testing/Inspection Stamp" is deemed to be invalid. Copying or excerpting portion of, or altering the content of the report is not permitted without the written authorization of AGC. The test results presented in the report apply only to the tested sample. Any objections to report issued by AGC should be submitted to AGC within 15days after the issuance of the test report. Further enquiry of validity or verification of the test report should be addressed to AGC by agc01@agccert.com.

Attestation of Global Compliance(Shenzhen)Co., Ltd  
Attestation of Global Compliance(Shenzhen)Std & Tech Co., Ltd  
Tel: +86-755 2523 4088 E-mail: agc@agccert.com Web: http://www.agccert.com/

## 2. GENERAL INFORMATION

### 2.1. EUT Description

General Information	
Product Designation	AI POS Terminal
Test Model	P8 Neo
Hardware Version	V1.0
Software Version	p0816_kozen_combo
Device Category	Portable
RF Exposure Environment	Uncontrolled
Antenna Type	Internal
GSM and GPRS& EGPRS	
Support Band	<input checked="" type="checkbox"/> GSM 850 <input checked="" type="checkbox"/> PCS 1900 <input type="checkbox"/> GSM 900 <input type="checkbox"/> DCS 1800
GPRS & EGPRS Type	Class B
GPRS & EGPRS Class	Class 12(1Tx+4Rx, 2Tx+3Rx, 3Tx+2Rx, 4Tx+1Rx)
TX Frequency Range	GSM 850 : 820-850MHz; PCS 1900: 1850-1910MHz;
RX Frequency Range	GSM 850 : 869~894MHz; PCS 1900: 1930~1990MHz
Release Version	R99
Type of modulation	GMSK for GSM/GPRS; GMSK & 8-PSK for EGPRS
Antenna Gain	GSM850: -0.04dBi; PCS1900: 1.97dBi
Max. Average Power	GSM850: 33.04dBm; PCS1900: 29.98dBm
WCDMA	
Support Band	<input checked="" type="checkbox"/> UMTS FDD Band II <input checked="" type="checkbox"/> UMTS FDD Band V <input checked="" type="checkbox"/> UMTS FDD Band IV <input type="checkbox"/> UMTS FDD Band I <input type="checkbox"/> UMTS FDD Band III <input type="checkbox"/> UMTS FDD Band VIII
HS Type	HSPA(HSUPA/HSDPA)
TX Frequency Range	FDD Band II: 1850-1910MHz; FDD Band V: 824-849MHz FDD Band IV: 1710-1770MHz
RX Frequency Range	FDD Band II: 1930-1990MHz; FDD Band V: 869-894MHz FDD Band IV: 2110-2170MHz
Release Version	Release 6 and later
Type of modulation	HSDPA:QPSK/16QAM; HSUPA:BPSK; WCDMA:QPSK
Antenna Gain	Band II: 1.97dBi; Band IV: 1.72dBi; Band V: -0.04dBi
Max. Average Power	Band II: 22.25dBm; Band IV: 22.61dBm; Band V: 23.40dBm
Bluetooth	
Bluetooth Version	<input type="checkbox"/> V2.0 <input type="checkbox"/> V2.1 <input type="checkbox"/> V2.1+EDR <input type="checkbox"/> V3.0 <input type="checkbox"/> V3.0+HS <input checked="" type="checkbox"/> V5.0
Operation Frequency	2402~2480MHz
Type of modulation	BR <input checked="" type="checkbox"/> GFSK, EDR <input checked="" type="checkbox"/> $\pi/4$ -DQPSK, <input checked="" type="checkbox"/> 8DPSK BLE <input checked="" type="checkbox"/> GFSK 1Mbps <input checked="" type="checkbox"/> GFSK 2Mbps
Peak Power	BR&EDR: 9.001dBm BLE GFSK 1Mbps: -3.183dBm BLE GFSK 1Mbps: -3.296dBm
Antenna Gain	2.39dBi
2.4GHz WIFI	
WIFI Specification	<input type="checkbox"/> 802.11a <input checked="" type="checkbox"/> 802.11b <input checked="" type="checkbox"/> 802.11g <input checked="" type="checkbox"/> 802.11n(20) <input checked="" type="checkbox"/> 802.11n(40)
Operation Frequency	2412~2462MHz
Avg. Burst Power	11b: 16.11dBm, 11g: 15.32dBm, 11n(20): 13.91dBm, 11n(40): 12.42dBm
Antenna Gain	2.39dBi

Any report having not been signed by authorized approver, or having been altered without authorization, or having not been stamped by the "Dedicated Testing/Inspection Stamp" is deemed to be invalid. Copying or excerpting portion of, or altering the content of the report is not permitted without the written authorization of AGC. The test results presented in the report apply only to the tested sample. Any objections to report issued by AGC should be submitted to AGC within 15days after the issuance of the test report. Further enquiry of validity or verification of the test report should be addressed to AGC by agc01@agccert.com.



### EUT Description (Continue)

<b>LTE</b>	
Support Band	<input checked="" type="checkbox"/> FDD Band 2 <input checked="" type="checkbox"/> FDD Band 4 <input checked="" type="checkbox"/> FDD Band 5 <input checked="" type="checkbox"/> FDD Band 7 <input checked="" type="checkbox"/> FDD Band 12 <input checked="" type="checkbox"/> FDD Band 17 <input checked="" type="checkbox"/> FDD Band 25 <input checked="" type="checkbox"/> FDD Band 26 <input checked="" type="checkbox"/> TDD Band 38 <input checked="" type="checkbox"/> TDD Band 41 (U.S. Bands)
TX Frequency Range	Band 2:1850-1910MHz; Band 4:1710-1755MHz;Band 5:824-849MHz; Band 7:2500-2570MHz; Band 12:699-716MHz; Band 17: 704-716MHz; Band 25: 1850-1915MHz; Band 26A: 824-849MHz; Band 26B: 814-824MHz; Band 38: 2570-2620 MHz; Band 41:2496-2690MHz
RX Frequency Range	Band 2:1930-1990MHz; Band 4:2110-2155MHz; Band 5:869-894MHz; Band 7:2620-2690MHz; Band 12: 729-746 MHz; Band 17: 734-746 MHz; Band 25: 1930-1995MHz; Band 26A: 869-894MHz; Band 26B: 859-869MHz; Band 38: 2570-2620 MHz; Band 41:2496-2690MHz;
Type of modulation	QPSK, 16QAM
Antenna Gain	Band 2:1.97dBi, Band 4: 1.72dBi, Band 5:-0.04dBi, Band 7:2.73dBi Band 12:-1.85dBi, Band 17:-1.85dBi, Band 25:1.97dBi, Band 26A/B:-0.04dBi Band 38: 2.73dBi, Band 41:2.73dBi
Max. Average Power	Band 2: 25.34dBm; Band 4: 23.91dBm; Band 5: 24.27dBm; Band 7:21.98dBm; Band 12: 24.66dBm; Band 17: 24.77dBm; Band 25: 23.25dBm; Band 26A: 24.52dBm; Band 26B: 24.48dBm;Band 38: 22.74dBm; Band 41: 23.21dBm;
<b>5 GHz WIFI</b>	
WIFI Specification	<input checked="" type="checkbox"/> 802.11a <input checked="" type="checkbox"/> 802.11n20 <input checked="" type="checkbox"/> 802.11n40 <input checked="" type="checkbox"/> 802.11ac20 <input checked="" type="checkbox"/> 802.11ac40 <input checked="" type="checkbox"/> 802.11ac80
Operation Frequency	U-NII-1: 5180MHz~5240MHz; U-NII-2A: 5260MHz~5320MHz; U-NII-3: 5745MHz~5825MHz
Max. conducted Power	U-NII-1: 12.80dBm; U-NII-2A: 13.77dBm; U-NII-3: 11.47dBm
Antenna Gain	U-NII 1: 2.77dBi, U-NII 2A: 2.74dBi, U-NII 3:2.32dBi
<b>Accessories</b>	
Battery	Brand name: N/A Model No. : F50114MA Voltage and Capacitance: 7.6V & 2500mAh
Earphone	Brand name: N/A Model No. : N/A

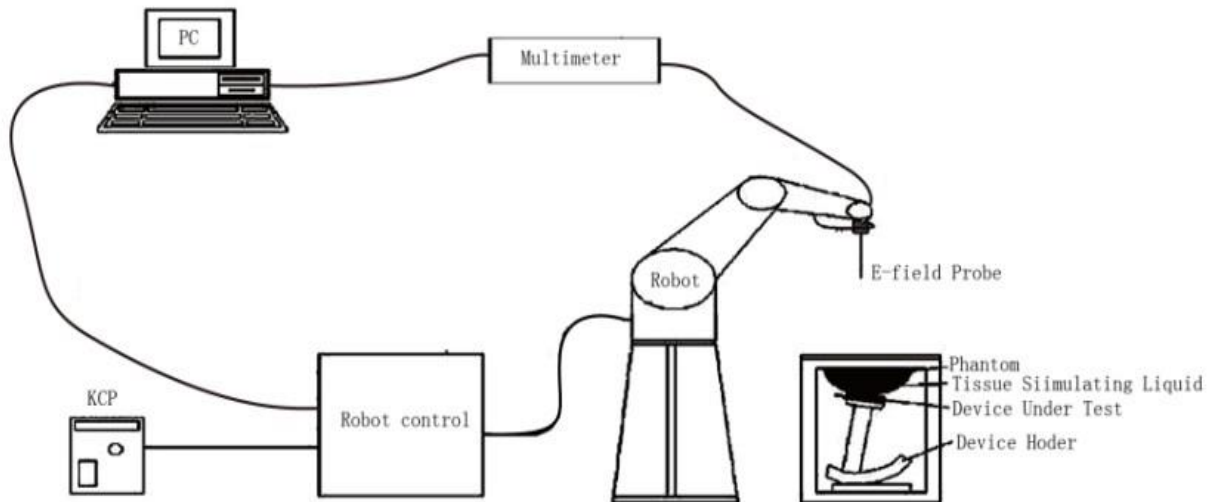
- Note: 1. CMU200 can measure the average power and Peak power at the same time  
2. The sample used for testing is end product.  
3. The test sample has no any deviation to the test method of standard mentioned in page 1.

Product	Type
	<input checked="" type="checkbox"/> Production unit <input type="checkbox"/> Identical Prototype

Any report having not been signed by authorized approver, or having been altered without authorization, or having not been stamped by the "Dedicated Testing/Inspection Stamp" is deemed to be invalid. Copying or excerpting portion of, or altering the content of the report is not permitted without the written authorization of AGC. The test results presented in the report apply only to the tested sample. Any objections to report issued by AGC should be submitted to AGC within 15days after the issuance of the test report. Further enquiry of validity or verification of the test report should be addressed to AGC by agc01@agccert.com.

### 3. SAR MEASUREMENT SYSTEM

#### 3.1. The SATIMO system used for performing compliance tests consists of following items



The COMOSAR system for performing compliance tests consists of the following items:

- The PC. It controls most of the bench devices and stores measurement data. A computer running WinXP and the Opensar software.
- The E-Field probe. The probe is a 3-axis system made of 3 distinct dipoles. Each dipole returns a voltage in function of the ambient electric field.
- The Keithley multimeter measures each probe dipole voltages.
- The SAM phantom simulates a human head. The measurement of the electric field is made inside the phantom.
- The liquids simulate the dielectric properties of the human head tissues.
- The network emulator controls the mobile phone under test.
- The validation dipoles are used to measure a reference SAR. They are used to periodically check the bench to make sure that there is no drift of the system characteristics over time.
- The phantom, the device holder and other accessories according to the targeted measurement.

Any report having not been signed by authorized approver, or having been altered without authorization, or having not been stamped by the "Dedicated Testing/Inspection Stamp" is deemed to be invalid. Copying or excerpting portion of, or altering the content of the report is not permitted without the written authorization of AGC. The test results presented in the report apply only to the tested sample. Any objections to report issued by AGC should be submitted to AGC within 15 days after the issuance of the test report. Further enquiry of validity or verification of the test report should be addressed to AGC by [agc01@agccert.com](mailto:agc01@agccert.com).


Attestation of Global Compliance(Shenzhen)Co., Ltd  
Attestation of Global Compliance(Shenzhen)Std & Tech Co., Ltd  
Tel: +86-755 2523 4088 E-mail: [agc@agccert.com](mailto:agc@agccert.com) Web: <http://www.agccert.com/>



### 3.2. COMOSAR E-Field Probe

The SAR measurement is conducted with the dosimetric probe manufactured by SATIMO. The probe is specially designed and calibrated for use in liquid with high permittivity. The dosimetric probe has special calibration in liquid at different frequency. SATIMO conducts the probe calibration in compliance with international and national standards (e.g. IEEE 1528 and relevant KDB files.) The calibration data are in Appendix D.

#### Isotropic E-Field Probe Specification

Model	SSE2	
Manufacture	MVG	
Identification No.	2023-EPGO-414	
Frequency	0.15GHz-7.5GHz Linearity:±0.08dB(0.15GHz-7.5GHz)	
Dynamic Range	0.01W/kg-100W/kg Linearity:±0.08dB	
Dimensions	Overall length:330mm Length of individual dipoles:2mm Maximum external diameter:8mm Probe Tip external diameter:2.5mm Distance between dipoles/ probe extremity:1mm	
Application	High precision dosimetric measurements in any exposure scenario (e.g., very strong gradient fields). Only probe which enables compliance testing for frequencies up to 6 GHz with precisin of better 30%.	

### 3.3. Robot

The COMOSAR system uses the KUKA robot from SATIMO SA (France).For the 6-axis controller COMOSAR system, the KUKA robot controller version from SATIMO is used.

The XL robot series have many features that are important for our application:


- ☐ High precision (repeatability 0.02 mm)
- ☐ High reliability (industrial design)
- ☐ Jerk-free straight movements
- ☐ Low ELF interference (the closed metallic construction shields against motor control fields)
- ☐ 6-axis controller



Any report having not been signed by authorized approver, or having been altered without authorization, or having not been stamped by the “Dedicated Testing/Inspection Stamp” is deemed to be invalid. Copying or excerpting portion of, or altering the content of the report is not permitted without the written authorization of AGC. The test results presented in the report apply only to the tested sample. Any objections to report issued by AGC should be submitted to AGC within 15days after the issuance of the test report. Further enquiry of validity or verification of the test report should be addressed to AGC by agc01@agccert.com.

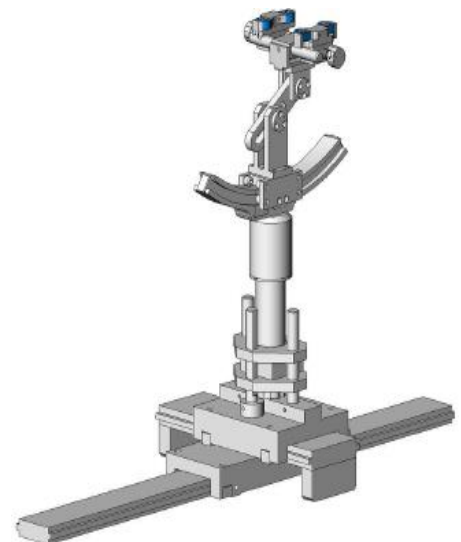
### 3.4. Video Positioning System

The video positioning system is used in OpenSAR to check the probe. Which is composed of a camera, LED, mirror and mechanical parts. The camera is piloted by the main computer with firewire link. During the process, the actual position of the probe tip with respect to the robot arm is measured, as well as the probe length and the horizontal probe offset. The software then corrects all movements, such that the robot coordinates are valid for the probe tip. The repeatability of this process is better than 0.1 mm. If a position has been taught with an aligned probe, the same position will be reached with another aligned probe within 0.1 mm, even if the other probe has different dimensions. During probe rotations, the probe tip will keep its actual position.



### 3.5. Device Holder

The COMOSAR device holder is designed to cope with different positions given in the standard. It has two scales for the device rotation (with respect to the body axis) and the device inclination (with respect to the line between the ear reference points). The rotation center for both scales is the ear reference point (EPR). Thus the device needs no repositioning when changing the angles. The COMOSAR device holder has been made out of low-loss POM material having the following dielectric parameters: relative permittivity  $\epsilon_r = 3$  and loss tangent  $\delta = 0.02$ . The amount of dielectric material has been reduced in the closest vicinity of the device, since measurements have suggested that the influence of the clamp on the test results could thus be lowered.



### 3.6. SAM Twin Phantom

The SAM twin phantom is a fiberglass shell phantom with 2mm shell thickness (except the ear region where shell thickness increases to 6mm). It has three measurement areas:

- ☐ Left head
- ☐ Right head
- ☐ Flat phantom



The bottom plate contains three pair of bolts for locking the device holder. The device holder positions are adjusted to the standard measurement positions in the three sections. A white cover is provided to tap the phantom during off-periods to prevent water evaporation and changes in the liquid parameters. On the phantom top, three reference markers are provided to identify the phantom position with respect to the robot.

Any report having not been signed by authorized approver, or having been altered without authorization, or having not been stamped by the “Dedicated Testing/Inspection Stamp” is deemed to be invalid. Copying or excerpting portion of, or altering the content of the report is not permitted without the written authorization of AGC. The test results presented in the report apply only to the tested sample. Any objections to report issued by AGC should be submitted to AGC within 15days after the issuance of the test report. Further enquiry of validity or verification of the test report should be addressed to AGC by agc01@agccert.com.

Attestation of Global Compliance(Shenzhen)Co., Ltd  
Attestation of Global Compliance(Shenzhen)Std & Tech Co., Ltd  
Tel: +86-755 2523 4088 E-mail: agc@agccert.com Web: <http://www.agccert.com/>

## 4. SAR MEASUREMENT PROCEDURE

### 4.1. Specific Absorption Rate (SAR)

SAR is related to the rate at which energy is absorbed per unit mass in object exposed to a radio field. The SAR distribution in a biological body is complicated and is usually carried out by experimental techniques or numerical modeling. The standard recommends limits for two tiers of groups, occupational/controlled and occupational/uncontrolled, based on a person's awareness and ability to exercise control over his or her exposure. In general, occupational/controlled exposure limits are higher than the limits for general population/uncontrolled.

The SAR definition is the time derivative (rate) of the incremental energy (dW) absorbed by (dissipated in) an incremental mass (dm) contained in a volume element(dv) of given mass density (ρ). The equation description is as below:

$$SAR = \frac{d}{dt} \left( \frac{dW}{dm} \right) = \frac{d}{dt} \left( \frac{dW}{\rho dV} \right)$$

SAR is expressed in units of Watts per kilogram (W/kg)

SAR can be obtained using either of the following equations:

$$SAR = \frac{\sigma E^2}{\rho}$$

$$SAR = c_h \left. \frac{dT}{dt} \right|_{t=0}$$

Where

SAR	is the specific absorption rate in watts per kilogram;
E	is the r.m.s. value of the electric field strength in the tissue in volts per meter;
σ	is the conductivity of the tissue in siemens per metre;
ρ	is the density of the tissue in kilograms per cubic metre;
c <sub>h</sub>	is the heat capacity of the tissue in joules per kilogram and Kelvin;

$\left. \frac{dT}{dt} \right|_{t=0}$  is the initial time derivative of temperature in the tissue in kelvins per second

## 4.2. SAR Measurement Procedure

### Step 1: Power Reference Measurement

The Power Reference Measurement and Power Drift Measurement are for monitoring the power drift of the device under test in the batch process. The minimum distance of probe sensors to surface is 2.7mm This distance cannot be smaller than the distance of sensor calibration points to probe tip as defined in the probe properties,

### Step 2: Area Scan

The Area Scan is used as a fast scan in two dimensions to find the area of high field values, before doing a fine measurement around the hot spot. The sophisticated interpolation routines implemented in SATIMO software can find the maximum locations even in relatively coarse grids. When an Area Scan has measured all reachable points, it computes the field maximal found in the scanned area, within a range of the global maximum. The range (in db) is specified in the standards for compliance testing. For example, a 2db range is required in IEEE Standard 1528 standards, whereby 3db is a requirement when compliance is assessed in accordance with the ARIB standard (Japan) If one Zoom Scan follows the Area Scan, then only the absolute maximum will be taken as reference. For cases where multiple maximum are detected, the number of Zoom Scan has to be increased accordingly.

Area Scan Parameters extracted from KDB 865664 D01 SAR Measurement 100MHz to 6GHz

	$\leq 3 \text{ GHz}$	$> 3 \text{ GHz}$
Maximum distance from closest measurement point (geometric center of probe sensors) to phantom surface	$5 \pm 1 \text{ mm}$	$\frac{1}{2} \cdot \delta \cdot \ln(2) \pm 0.5 \text{ mm}$
Maximum probe angle from probe axis to phantom surface normal at the measurement location	$30^\circ \pm 1^\circ$	$20^\circ \pm 1^\circ$
Maximum area scan spatial resolution: $\Delta x_{\text{Area}}, \Delta y_{\text{Area}}$	$\leq 2 \text{ GHz}: \leq 15 \text{ mm}$ $2 - 3 \text{ GHz}: \leq 12 \text{ mm}$	$3 - 4 \text{ GHz}: \leq 12 \text{ mm}$ $4 - 6 \text{ GHz}: \leq 10 \text{ mm}$
	When the x or y dimension of the test device, in the measurement plane orientation, is smaller than the above, the measurement resolution must be $\leq$ the corresponding x or y dimension of the test device with at least one measurement point on the test device.	

### Step 3: Zoom Scan

Zoom Scan are used to assess the peak spatial SAR value within a cubic average volume containing 1g and 10g of simulated tissue. The Zoom Scan measures points(refer to table below) within a cube whose base faces are centered on the maxima found in a preceding area scan job within the same procedure. When the measurement is done, the Zoom Scan evaluates the averaged SAR for 1g and 10g and displays these values next to the job's label.

#### Zoom Scan Parameters extracted from KDB865664 d01 SAR Measurement 100MHz to 6GHz

Maximum zoom scan spatial resolution: $\Delta x_{Zoom}$ , $\Delta y_{Zoom}$			$\leq 2 \text{ GHz}: \leq 8 \text{ mm}$ $2 - 3 \text{ GHz}: \leq 5 \text{ mm}^*$	$3 - 4 \text{ GHz}: \leq 5 \text{ mm}^*$ $4 - 6 \text{ GHz}: \leq 4 \text{ mm}^*$
Maximum zoom scan spatial resolution, normal to phantom surface	uniform grid: $\Delta z_{Zoom}(n)$		$\leq 5 \text{ mm}$	$3 - 4 \text{ GHz}: \leq 4 \text{ mm}$ $4 - 5 \text{ GHz}: \leq 3 \text{ mm}$ $5 - 6 \text{ GHz}: \leq 2 \text{ mm}$
	graded grid	$\Delta z_{Zoom}(1)$ : between 1 <sup>st</sup> two points closest to phantom surface	$\leq 4 \text{ mm}$	$3 - 4 \text{ GHz}: \leq 3 \text{ mm}$ $4 - 5 \text{ GHz}: \leq 2.5 \text{ mm}$ $5 - 6 \text{ GHz}: \leq 2 \text{ mm}$
		$\Delta z_{Zoom}(n>1)$ : between subsequent points	$\leq 1.5 \cdot \Delta z_{Zoom}(n-1)$	
Minimum zoom scan volume	x, y, z		$\geq 30 \text{ mm}$	$3 - 4 \text{ GHz}: \geq 28 \text{ mm}$ $4 - 5 \text{ GHz}: \geq 25 \text{ mm}$ $5 - 6 \text{ GHz}: \geq 22 \text{ mm}$
Note: $\delta$ is the penetration depth of a plane-wave at normal incidence to the tissue medium; see draft standard IEEE P1528-2011 for details.				
* When zoom scan is required and the <u>reported</u> SAR from the <i>area scan based 1-g SAR estimation</i> procedures of KDB 447498 is $\leq 1.4 \text{ W/kg}$ , $\leq 8 \text{ mm}$ , $\leq 7 \text{ mm}$ and $\leq 5 \text{ mm}$ zoom scan resolution may be applied, respectively, for 2 GHz to 3 GHz, 3 GHz to 4 GHz and 4 GHz to 6 GHz.				

#### Step 4: Power Drift Measurement

The Power Drift Measurement measures the field at the same location as the most recent power reference measurement within the same procedure, and with the same settings. The Power Drift Measurement gives the field difference in dB from the reading conducted within the same settings. This allows a user to monitor the power drift of the device under test within a batch process. The measurement procedure is the same as Step 1.



### 4.3. RF Exposure Conditions

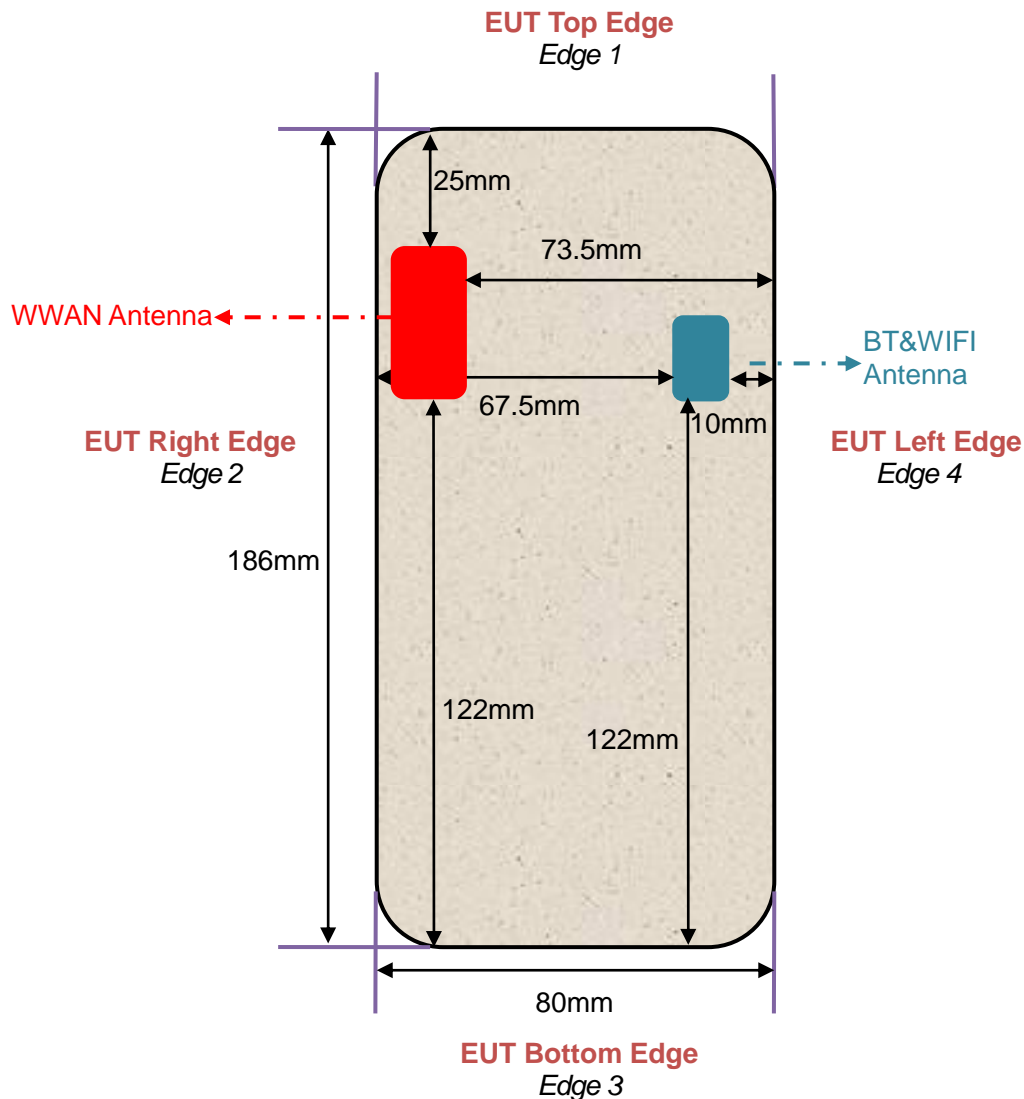
Test Configuration and setting:

The EUT is a model of GSM Portable Mobile Station (MS). It supports GSM/GPRS/EGPRS, WCDMA/HSPA, LTE, BT, WIFI, and support hot spot mode.

For WWAN SAR testing, the device was controlled by using a base station emulator. Communication between the device and the emulator were established by air link. The distance between the EUT and the antenna is larger than 50cm, and the output power radiated from the emulator antenna is at least 30db smaller than the output power of EUT.

For WLAN testing, the EUT is configured with the WLAN continuous TX tool through engineering command.

#### Antenna Location: (the back view)



Any report having not been signed by authorized approver, or having been altered without authorization, or having not been stamped by the "Dedicated Testing/Inspection Stamp" is deemed to be invalid. Copying or excerpting portion of, or altering the content of the report is not permitted without the written authorization of AGC. The test results presented in the report apply only to the tested sample. Any objections to report issued by AGC should be submitted to AGC within 15days after the issuance of the test report. Further enquiry of validity or verification of the test report should be addressed to AGC by agc01@agccert.com.

For WWAN mode:

Test Configurations	Antenna to edges/surface	SAR required	Note
Body			
Back	<25mm	Yes	--
Front	<25mm	Yes	--
Hotspot			
Back	<25mm	Yes	--
Front	<25mm	Yes	--
Edge 1 (Top)	25mm	Yes	--
Edge 2 (Right)	5mm	Yes	--
Edge 3 (Bottom)	122mm	No	SAR is not required for the distance between the antenna and the edge is >25mm as per KDB 941225 D06 Hotspot SAR
Edge 4 (Left)	73.5mm	No	SAR is not required for the distance between the antenna and the edge is >25mm as per KDB 941225 D06 Hotspot SAR

For WLAN mode:

Test Configurations	Antenna to edges/surface	SAR required	Note
Body			
Back	<25mm	Yes	--
Front	<25mm	Yes	--
Hotspot			
Back	<25mm	Yes	--
Front	<25mm	Yes	--
Edge 1 (Top)	45mm	No	SAR is not required for the distance between the antenna and the edge is >25mm as per KDB 941225 D06 Hotspot SAR
Edge 2 (Right)	67.5mm	No	SAR is not required for the distance between the antenna and the edge is >25mm as per KDB 941225 D06 Hotspot SAR
Edge 3 (Bottom)	122mm	No	SAR is not required for the distance between the antenna and the edge is >25mm as per KDB 941225 D06 Hotspot SAR
Edge 4 (Left)	10mm	Yes	--

Any report having not been signed by authorized approver, or having been altered without authorization, or having not been stamped by the "Dedicated Testing/Inspection Stamp" is deemed to be invalid. Copying or excerpting portion of, or altering the content of the report is not permitted without the written authorization of AGC. The test results presented in the report apply only to the tested sample. Any objections to report issued by AGC should be submitted to AGC within 15days after the issuance of the test report. Further enquiry of validity or verification of the test report should be addressed to AGC by [agc01@agccert.com](mailto:agc01@agccert.com).

## 5. TISSUE SIMULATING LIQUID

For SAR measurement of the field distribution inside the phantom, the phantom must be filled with homogeneous tissue simulating liquid to a depth of at least 15cm. For head SAR testing the liquid height from the ear reference point (ERP) of the phantom to the liquid top surface is larger than 15cm For body SAR testing, the liquid height from the center of the flat phantom to the liquid top surface is larger than 15cm. The nominal dielectric values of the tissue simulating liquids in the phantom and the tolerance of 10% are listed in 6.2

### 5.1. The composition of the tissue simulating liquid

Frequency (MHz) \ Ingredient (% Weight)	Water	NaCl	Polysorbate 20	DGBE	1,2- Propanediol	Triton X-100	Diethylen glycol monohex ylether
750 Head	35	2	0.0	0.0	63	0.0	0.0
835 Head	50.36	1.25	48.39	0.0	0.0	0.0	0.0
1750 Head	52.64	0.36	0.0	47	0.0	0.0	0.0
1900 Head	54.9	0.18	0.0	44.92	0.0	0.0	0.0
2450 Head	71.88	0.16	0.0	7.99	0.0	19.97	0.0
2600 Head	55.242	0.306	0	44.452	0	0	0.0
5000 Head	65.52	0.0	0.0	0.0	0.0	17.24	17.24

Any report having not been signed by authorized approver, or having been altered without authorization, or having not been stamped by the "Dedicated Testing/Inspection Stamp" is deemed to be invalid. Copying or excerpting portion of, or altering the content of the report is not permitted without the written authorization of AGC. The test results presented in the report apply only to the tested sample. Any objections to report issued by AGC should be submitted to AGC within 15days after the issuance of the test report. Further enquiry of validity or verification of the test report should be addressed to AGC by agc01@agccert.com.

## 5.2. Tissue Dielectric Parameters for Head and Body Phantoms

The head tissue dielectric parameters recommended by the IEC/IEEE 62209-1528 have been incorporated in the following table. The body tissue dielectric parameters recommended by the IEC/IEEE 62209-1528 have been incorporated in the following table.

Target Frequency (MHz)	head		body	
	$\epsilon_r$	$\sigma$ (S/m)	$\epsilon_r$	$\sigma$ (S/m)
300	45.3	0.87	45.3	0.87
450	43.5	0.87	43.5	0.87
<b>750</b>	<b>41.9</b>	<b>0.89</b>	<b>41.9</b>	<b>0.89</b>
<b>835</b>	<b>41.5</b>	<b>0.90</b>	<b>41.5</b>	<b>0.90</b>
900	41.5	0.97	41.5	0.97
915	41.5	1.01	41.5	1.01
1450	40.5	1.20	40.5	1.20
1610	40.3	1.29	40.3	1.29
<b>1750</b>	<b>40.1</b>	<b>1.37</b>	<b>40.1</b>	<b>1.37</b>
<b>1800 – 2000</b>	<b>40.0</b>	<b>1.40</b>	<b>40.0</b>	<b>1.40</b>
2300	39.5	1.67	39.5	1.67
<b>2450</b>	<b>39.2</b>	<b>1.80</b>	<b>39.2</b>	<b>1.80</b>
<b>2600</b>	<b>39.0</b>	<b>1.96</b>	<b>39.0</b>	<b>1.96</b>
3000	38.5	2.40	38.5	2.40
<b>5200</b>	<b>36.0</b>	<b>4.66</b>	<b>36.0</b>	<b>4.66</b>
<b>5300</b>	<b>35.9</b>	<b>4.76</b>	<b>35.9</b>	<b>4.76</b>
5600	35.5	5.07	35.5	5.07
<b>5800</b>	<b>35.3</b>	<b>5.27</b>	<b>35.3</b>	<b>5.27</b>

( $\epsilon_r$  = relative permittivity,  $\sigma$  = conductivity and  $\rho = 1000 \text{ kg/m}^3$ )

Any report having not been signed by authorized approver, or having been altered without authorization, or having not been stamped by the “Dedicated Testing/Inspection Stamp” is deemed to be invalid. Copying or excerpting portion of, or altering the content of the report is not permitted without the written authorization of AGC. The test results presented in the report apply only to the tested sample. Any objections to report issued by AGC should be submitted to AGC within 15days after the issuance of the test report. Further enquiry of validity or verification of the test report should be addressed to AGC by agc01@agccert.com.

Attestation of Global Compliance(Shenzhen)Co., Ltd  
Attestation of Global Compliance(Shenzhen)Std & Tech Co., Ltd  
Tel: +86-755 2523 4088 E-mail: agc@agccert.com Web: <http://www.agccert.com/>

### 5.3. Tissue Calibration Result

The dielectric parameters of the liquids were verified prior to the SAR evaluation using SATIMO Dielectric Probe Kit and R&S Network Analyzer ZVL6.

Tissue Stimulant Measurement for 750MHz					
Head	Fr. (MHz)	Dielectric Parameters ( $\pm 10\%$ )		Tissue Temp [°C]	Test time
		$\epsilon_r$ 41.9 (37.71-46.09)	$\delta$ [s/m] 0.89(0.801-0.979)		
	707.5	41.98	0.90	20.7	Sep. 26, 2024
	710	41.65	0.91		
	750	41.36	0.92		

Tissue Stimulant Measurement for 835MHz					
Head	Fr. (MHz)	Dielectric Parameters ( $\pm 10\%$ )		Tissue Temp [°C]	Test time
		$\epsilon_r$ 41.5 (37.35-45.65)	$\delta$ [s/m] 0.90(0.81-0.99)		
	821.5	42.79	0.91	21.2	Sep. 25, 2024
	831.5	42.64	0.92		
	835	42.07	0.93		
	836.4	41.82	0.94		
	836.5	41.82	0.94		
	836.6	41.82	0.94		

Tissue Stimulant Measurement for 1750MHz					
Head	Fr. (MHz)	Dielectric Parameters ( $\pm 10\%$ )		Tissue Temp [°C]	Test time
		$\epsilon_r$ 40.1 (36.09-44.11)	$\delta$ [s/m] 1.37(1.233-1.507)		
	1712.4	40.12	1.32	21.4	Oct. 23, 2024
	1720	39.95	1.33		
	1732.4	39.78	1.34		
	1732.5	39.78	1.34		
	1745	39.64	1.35		
	1750	39.47	1.36		
	1752.6	39.47	1.36		

Tissue Stimulant Measurement for 1900MHz					
Head	Fr. (MHz)	Dielectric Parameters ( $\pm 10\%$ )		Tissue Temp [°C]	Test time
		$\epsilon_r$ 40.00(36.00-44.00)	$\delta$ [s/m] 1.40(1.26-1.54)		
	1880	39.42	1.42	20.9	Sep. 30, 2024
	1882.5	39.42	1.42		
	1900	39.18	1.43		

Any report having not been signed by authorized approver, or having been altered without authorization, or having not been stamped by the "Dedicated Testing/Inspection Stamp" is deemed to be invalid. Copying or excerpting portion of, or altering the content of the report is not permitted without the written authorization of AGC. The test results presented in the report apply only to the tested sample. Any objections to report issued by AGC should be submitted to AGC within 15days after the issuance of the test report. Further enquiry of validity or verification of the test report should be addressed to AGC by agc01@agccert.com.

Tissue Stimulant Measurement for 2450MHz					
Head	Fr. (MHz)	Dielectric Parameters ( $\pm 10\%$ )		Tissue Temp [°C]	Test time
		$\epsilon_r$ 39.2(35.28-43.12)	$\delta$ [s/m]1.80(1.62-1.98)		
	2437	38.76	1.82	20.8	Sep. 28, 2024
	2450	38.52	1.83		

Tissue Stimulant Measurement for 2600MHz					
Head	Fr. (MHz)	Dielectric Parameters ( $\pm 10\%$ )		Tissue Temp [°C]	Test time
		$\epsilon_r$ 39(35.1-42.9)	$\delta$ [s/m]1.96(1.764-2.156)		
	2510	40.45	1.91	21.2	Sep. 29, 2024
	2535	40.02	1.92		
	2560	39.78	1.93		
	2593	39.31	1.94		
	2595	39.31	1.94		
	2600	39.31	1.94		

Tissue Stimulant Measurement for 5200MHz					
Head	Fr. (MHz)	Dielectric Parameters ( $\pm 10\%$ )		Tissue Temp [°C]	Test time
		$\epsilon_r$	$\delta$ [s/m]		
		36.0(32.4-39.6)	4.66(4.194 -5.126)		
	5200	36.28	4.52	21.1	Oct. 20, 2024

Tissue Stimulant Measurement for 5300MHz					
Head	Fr. (MHz)	Dielectric Parameters ( $\pm 10\%$ )		Tissue Temp [°C]	Test time
		$\epsilon_r$	$\delta$ [s/m]		
		35.9(32.31-39.49)	4.76(4.284-5.236)		
	5280	36.37	4.74	20.7	Oct. 21, 2024
	5300	36.04	4.75		

Tissue Stimulant Measurement for 5800MHz					
Head	Fr. (MHz)	Dielectric Parameters ( $\pm 10\%$ )		Tissue Temp [°C]	Test time
		$\epsilon_r$	$\delta$ [s/m]		
		35.3 (31.77-38.83)	5.27 (4.743-5.797)		
	5785	35.71	5.33	21.6	Oct. 22, 2024
	5800	35.68	5.34		

Any report having not been signed by authorized approver, or having been altered without authorization, or having not been stamped by the "Dedicated Testing/Inspection Stamp" is deemed to be invalid. Copying or excerpting portion of, or altering the content of the report is not permitted without the written authorization of AGC. The test results presented in the report apply only to the tested sample. Any objections to report issued by AGC should be submitted to AGC within 15days after the issuance of the test report. Further enquiry of validity or verification of the test report should be addressed to AGC by agc01@agccert.com.



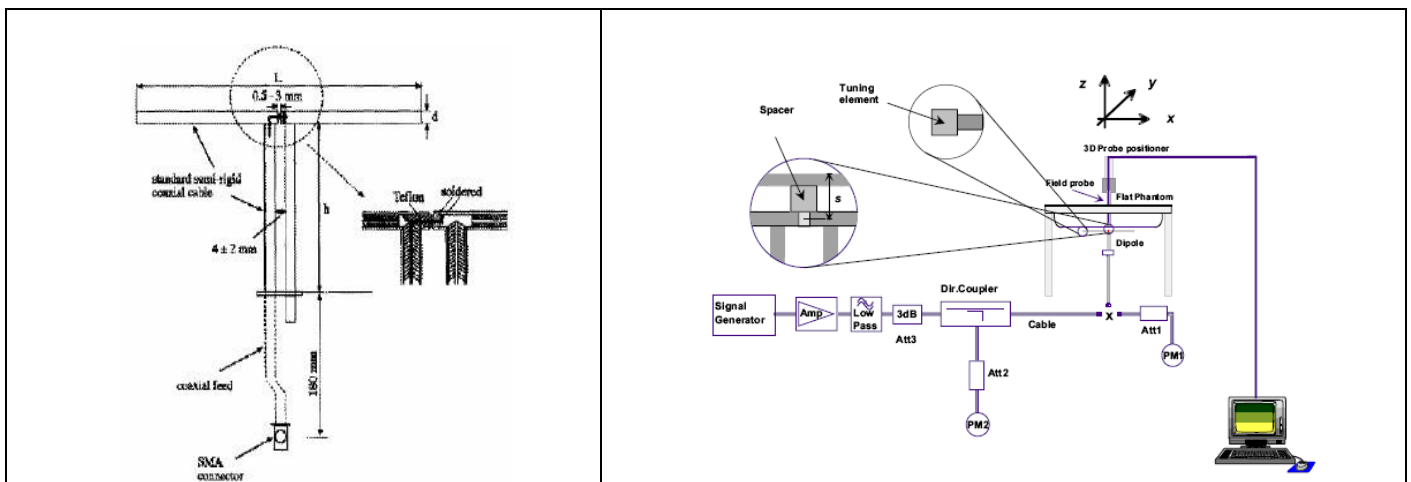
## 6. SAR SYSTEM CHECK PROCEDURE

### 6.1. SAR System Check Procedures

SAR system check is required to confirm measurement accuracy, according to the tissue dielectric media, probe calibration points and other system operating parameters required for measuring the SAR of a test device. The system verification must be performed for each frequency band and within the valid range of each probe calibration point required for testing the device. The same SAR probe(s) and tissue-equivalent media combinations used with each specific SAR system for system verification must be used for device testing. When multiple probe calibration points are required to cover substantially large transmission bands, independent system verifications are required for each probe calibration point. A system verification must be performed before each series of SAR measurements using the same probe calibration point and tissue-equivalent medium. Additional system verification should be considered according to the conditions of the tissue-equivalent medium and measured tissue dielectric parameters, typically every three to four days when the liquid parameters are remeasured or sooner when marginal liquid parameters are used at the beginning of a series of measurements.

Each SATIMO system is equipped with one or more system check kits. These units, together with the predefined measurement procedures within the SATIMO software, enable the user to conduct the system check and system validation. System kit includes a dipole, and dipole device holder.

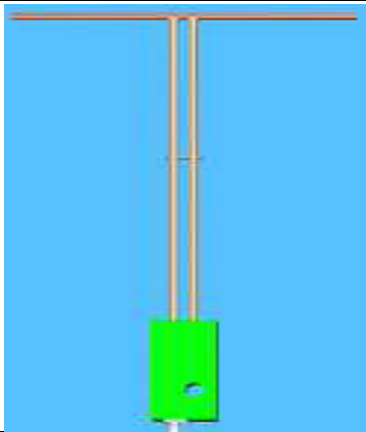

The system check verifies that the system operates within its specifications. It's performed daily or before every SAR measurement. The system check uses normal SAR measurement in the flat section of the phantom with a matched dipole at a specified distance. The system check setup is shown as below.



Any report having not been signed by authorized approver, or having been altered without authorization, or having not been stamped by the "Dedicated Testing/Inspection Stamp" is deemed to be invalid. Copying or excerpting portion of, or altering the content of the report is not permitted without the written authorization of AGC. The test results presented in the report apply only to the tested sample. Any objections to report issued by AGC should be submitted to AGC within 15days after the issuance of the test report. Further enquiry of validity or verification of the test report should be addressed to AGC by agc01@agccert.com.

## 6.2. SAR System Check

### 6.2.1. Dipoles

	<p>The dipoles are based on the IEEE-1528 standard, and are complied with mechanical and electrical specifications in line with the requirements of IEEE. the table below provides details for the mechanical and electrical Specifications for the dipoles.</p>
	<p>The dipole is based on the IEEE-1528 standard, and is complied with mechanical and electrical specifications in line with the requirements of IEEE. The table below provides details for the mechanical and electrical specifications for the wave guide.</p>

Frequency	L (mm)	h (mm)	d (mm)
750MHz	176	100	6.35
835MHz	161.0	89.8	3.6
1800MHz	71.6	41.7	3.6
1900MHz	68	39.5	3.6
2450MHz	51.5	30.4	3.6
2600MHz	48.5	28.8	3.6
5000MHz	20.6	40.3	3.6

Any report having not been signed by authorized approver, or having been altered without authorization, or having not been stamped by the “Dedicated Testing/Inspection Stamp” is deemed to be invalid. Copying or excerpting portion of, or altering the content of the report is not permitted without the written authorization of AGC. The test results presented in the report apply only to the tested sample. Any objections to report issued by AGC should be submitted to AGC within 15days after the issuance of the test report. Further enquiry of validity or verification of the test report should be addressed to AGC by agc01@agccert.com.

## 6.2.2. System Check Result

System Performance Check at 750MHz&835MHz &1800MHz &1900MHz &2450MHz&2600MHz & 5200-5800MHz for Head								
Validation Kit: SN 22/16 DIP 0G750-417& SN 15/16 DIP 0G835-399& SN 46/11 DIP 1G800-186& SN 29/15 DIP 1G900-389& SN 29/15 DIP 2G450-393& SN 22/16 DIP 2G600-407& SN 17/22 DIP 5G000-671								
Frequency [MHz]	Target Value(W/kg)		Reference Result ( $\pm 10\%$ )		Tested Value(W/kg)		Tissue Temp. [°C]	Test time
	1g	10g	1g	10g	1g	10g		
750	8.33	5.44	7.497-9.163	4.896-5.984	8.82	5.51	20.7	Sep. 26, 2024
835	9.67	6.14	8.703-10.637	5.526-6.754	10.41	6.36	21.2	Sep. 25, 2024
1800	37.76	19.60	33.984-41.536	17.640-21.560	35.48	18.58	21.4	Oct. 23, 2024
1900	41.26	20.86	37.134-45.386	18.774-22.946	42.26	20.56	20.9	Sep. 30, 2024
2450	54.32	24.25	48.888-59.752	21.825-26.675	51.13	22.08	20.8	Sep. 28, 2024
2600	54.94	23.77	49.446-60.434	21.393-26.147	52.09	23.27	21.2	Sep. 29, 2024
5200	73.43	21.83	66.087-80.773	19.647-24.013	74.93	21.73	21.1	Oct. 20, 2024
5200	73.43	21.83	66.087-80.773	19.647-24.013	77.31	22.81	20.7	Oct. 21, 2024
5800	75.69	22.44	68.121-83.259	20.196-24.684	69.49	24.26	21.6	Oct. 22, 2024

Note:

(1) We use a CW signal of 18dBm&10dBm for system check, and then all SAR value are normalized to 1W forward power. The result must be within  $\pm 10\%$  of target value.

Any report having not been signed by authorized approver, or having been altered without authorization, or having not been stamped by the "Dedicated Testing/Inspection Stamp" is deemed to be invalid. Copying or excerpting portion of, or altering the content of the report is not permitted without the written authorization of AGC. The test results presented in the report apply only to the tested sample. Any objections to report issued by AGC should be submitted to AGC within 15days after the issuance of the test report. Further enquiry of validity or verification of the test report should be addressed to AGC by agc01@agccert.com.

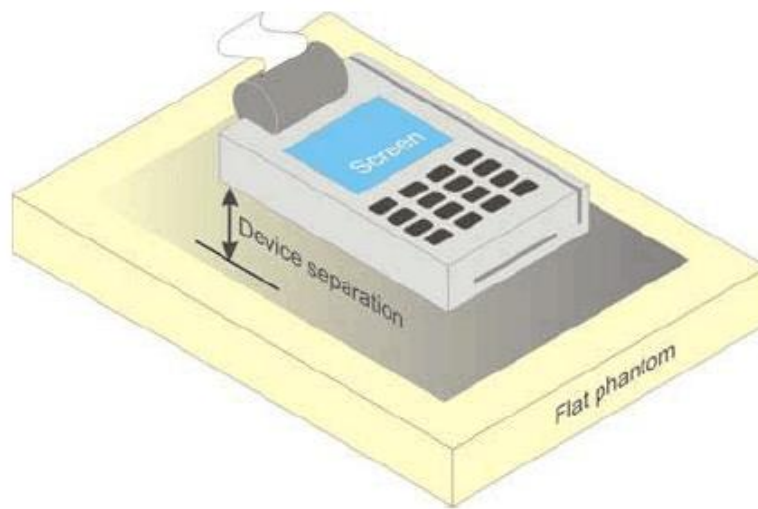
Attestation of Global Compliance(Shenzhen)Co., Ltd  
Attestation of Global Compliance(Shenzhen)Std & Tech Co., Ltd  
Tel: +86-755 2523 4088 E-mail: agc@agccert.com Web: <http://www.agccert.com/>

## 7. EUT TEST POSITION

This EUT was tested in **Body back, Body front, 3Edges.**

### 7.1. Body Worn Position

- (1) To position the EUT parallel to the phantom surface.
- (2) To adjust the EUT parallel to the flat phantom.
- (3) To adjust the distance between the EUT surface and the flat phantom to **10mm**.



Any report having not been signed by authorized approver, or having been altered without authorization, or having not been stamped by the “Dedicated Testing/Inspection Stamp” is deemed to be invalid. Copying or excerpting portion of, or altering the content of the report is not permitted without the written authorization of AGC. The test results presented in the report apply only to the tested sample. Any objections to report issued by AGC should be submitted to AGC within 15days after the issuance of the test report. Further enquiry of validity or verification of the test report should be addressed to AGC by [agc01@agccert.com](mailto:agc01@agccert.com).

Attestation of Global Compliance(Shenzhen)Co., Ltd

Attestation of Global Compliance(Shenzhen)Std & Tech Co., Ltd

Tel: +86-755 2523 4088 E-mail: [agc@agccert.com](mailto:agc@agccert.com) Web: <http://www.agccert.com/>

## 8. SAR EXPOSURE LIMITS

### Limits for General Population/Uncontrolled Exposure (W/kg)

Type Exposure	Uncontrolled Environment Limit (W/kg)
Spatial Peak SAR (1g cube tissue for brain or body)	1.60
Spatial Average SAR (Whole body)	0.08
Spatial Peak SAR (Limbs)	4.0

Any report having not been signed by authorized approver, or having been altered without authorization, or having not been stamped by the "Dedicated Testing/Inspection Stamp" is deemed to be invalid. Copying or excerpting portion of, or altering the content of the report is not permitted without the written authorization of AGC. The test results presented in the report apply only to the tested sample. Any objections to report issued by AGC should be submitted to AGC within 15days after the issuance of the test report. Further enquiry of validity or verification of the test report should be addressed to AGC by agc01@agccert.com.

Attestation of Global Compliance(Shenzhen)Co., Ltd  
Attestation of Global Compliance(Shenzhen)Std & Tech Co., Ltd  
Tel: +86-755 2523 4088 E-mail: agc@agccert.com Web: <http://www.agccert.com/>

## 9. TEST FACILITY

<b>Test Site</b>	Attestation of Global Compliance (Shenzhen) Co., Ltd
<b>Location</b>	1-2/F, Building 19, Junfeng Industrial Park, Chongqing Road, Heping Community, Fuhai Street, Bao'an District, Shenzhen, Guangdong, China
<b>Designation Number</b>	CN1259
<b>FCC Test Firm Registration Number</b>	975832
<b>A2LA Cert. No.</b>	5054.02
<b>Description</b>	Attestation of Global Compliance(Shenzhen) Co., Ltd is accredited by A2LA

Any report having not been signed by authorized approver, or having been altered without authorization, or having not been stamped by the "Dedicated Testing/Inspection Stamp" is deemed to be invalid. Copying or excerpting portion of, or altering the content of the report is not permitted without the written authorization of AGC. The test results presented in the report apply only to the tested sample. Any objections to report issued by AGC should be submitted to AGC within 15days after the issuance of the test report. Further enquiry of validity or verification of the test report should be addressed to AGC by agc01@agccert.com.

Attestation of Global Compliance(Shenzhen)Co., Ltd  
Attestation of Global Compliance(Shenzhen)Std & Tech Co., Ltd  
Tel: +86-755 2523 4088 E-mail: agc@agccert.com Web: <http://www.agccert.com/>



## 10. TEST EQUIPMENT LIST

Equipment description	Manufacturer/ Model	Identification No.	Software version	Current calibration date	Next calibration date
SAR Probe	MVG	2023-EPGO-414	N/A	Apr. 30, 2024	Apr. 29, 2025
Phantom	SATIMO	SN_4511_SAM90	N/A	Validated. No cal required.	Validated. No cal required.
Liquid	SATIMO	N/A	N/A	Validated. No cal required.	Validated. No cal required.
Comm Tester	Agilent-8960	GB46200384	N/A	May 28, 2024	May 27, 2025
Comm Tester	R&S- CMW500	121209	V3.7.40	May 23, 2024	May 22, 2025
Multimeter	Keithley 2000	4114939	N/A	May 24, 2024	May 23, 2025
SAR Software	MVG-OpenSAR	N/A	OpenSAR V4_02_35	N/A	N/A
Dipole	SATIMO SID750	SN 22/16 DIP 0G750-417	N/A-	Apr. 28,2022	Apr. 27,2025
Dipole	SATIMO SID835	SN 15/16 DIP 0G835-399	N/A	Apr. 28,2022	Apr. 27,2025
Dipole	SATIMO SID1800	SN 46/11 DIP 1G800-186	N/A	Apr. 28,2022	Apr. 27,2025
Dipole	SATIMO SID1900	SN 29/15 DIP 1G900-389	N/A	Apr. 28,2022	Apr. 27,2025
Dipole	SATIMO SID2450	SN 29/15 DIP 2G450-393	N/A	Apr. 28,2022	Apr. 27,2025
Dipole	SATIMO SID2600	SN 22/16 DIP 2G600-407	N/A	Apr. 28,2022	Apr. 27, 2025
Dipole	SID5000	SN 17/22 DIP 5G000-671	N/A	Apr. 28,2022	Apr. 27, 2025
Signal Generator	Agilent-E4438C	US41461365	V5.03	May 24, 2024	May 23, 2025
EXA Signal Analyzer	Agilent / N9010A	MY53470504	N/A	May 28, 2024	May 27, 2025
Network Analyzer	Rhode & Schwarz ZVL6	SN101443	3.2	Jul. 24, 2024	Jul. 23, 2025
Attenuator	Warison /WATT-6SR1211	S/N:WRJ34AYM2F1	N/A	June 06, 2024	June 05, 2025
Attenuator	Mini-circuits / VAT-10+	31405	N/A	June 06, 2024	June 05, 2025
Amplifier	AS0104-55_55	1004793	N/A	N/A	N/A
Directional Couple	Werlatone/ C5571-10	SN99463	N/A	Feb. 01, 2024	Jan. 31, 2026
Directional Couple	Werlatone/ C6026-10	SN99482	N/A	Feb. 01, 2024	Jan. 31, 2026
Power Sensor	NRP-Z21	104604	N/A	May 24, 2024	May 23, 2025
Power Sensor	NRP-Z23	100323	N/A	Jun. 05, 2024	Jun. 04, 2025
Power Viewer	R&S	V2.3.1.0	N/A	N/A	N/A
Calibration standard parts for network sub - port	R&S/ ZV-Z132	N/A	V2.3.1.0	Nov. 11, 2023	Nov. 10, 2024

Note: Per KDB 865664 Dipole SAR Validation, AGC Lab has adopted 3 years calibration intervals. On annual basis, every measurement dipole has been evaluated and is in compliance with the following criteria:

1. There is no physical damage on the dipole;
2. System validation with specific dipole is within 10% of calibrated value;
3. Return-loss is within 20% of calibrated measurement;
4. Impedance is within 5Ω of calibrated measurement.

Any report having not been signed by authorized approver, or having been altered without authorization, or having not been stamped by the "Dedicated Testing/Inspection Stamp" is deemed to be invalid. Copying or excerpting portion of, or altering the content of the report is not permitted without the written authorization of AGC. The test results presented in the report apply only to the tested sample. Any objections to report issued by AGC should be submitted to AGC within 15days after the issuance of the test report. Further enquiry of validity or verification of the test report should be addressed to AGC by agc01@agccert.com.

## 11. MEASUREMENT UNCERTAINTY

SATIMO Uncertainty- 2023-EPGO-414 Measurement uncertainty for DUT averaged over 1 gram / 10 gram.									
Uncertainty Component	Sec.	Tol (+-%)	Prob. Dist.	Div.	Ci (1g)	Ci (10g)	1g Ui (+-%)	10g Ui (+-%)	vi
<b>Measurement System</b>									
Probe calibration	E.2.1	7.000	N	1	1	1	7.000	7.000	∞
Axial Isotropy	E.2.2	0.090	R	$\sqrt{3}$	$\sqrt{0.5}$	$\sqrt{0.5}$	0.037	0.037	∞
Hemispherical Isotropy	E.2.2	0.090	R	$\sqrt{3}$	$\sqrt{0.5}$	$\sqrt{0.5}$	0.037	0.037	∞
Boundary effect	E.2.3	1.000	R	$\sqrt{3}$	1	1	0.577	0.577	∞
Linearity	E.2.4	0.890	R	$\sqrt{3}$	1	1	0.514	0.514	∞
System detection limits	E.2.4	1.000	R	$\sqrt{3}$	1	1	0.577	0.577	∞
Modulation response	E.2.5	3.000	R	$\sqrt{3}$	1	1	1.732	1.732	∞
Readout Electronics	E.2.6	0.021	N	1	1	1	0.021	0.021	∞
Response Time	E.2.7	0.000	R	$\sqrt{3}$	1	1	0.000	0.000	∞
Integration Time	E.2.8	1.400	R	$\sqrt{3}$	1	1	0.808	0.808	∞
RF ambient conditions-Noise	E.6.1	3.000	R	$\sqrt{3}$	1	1	1.732	1.732	∞
RF ambient conditions-reflections	E.6.1	3.000	R	$\sqrt{3}$	1	1	1.732	1.732	∞
Probe positioner mechanical tolerance	E.6.2	1.400	R	$\sqrt{3}$	1	1	0.808	0.808	∞
Probe positioning with respect to phantom shell	E.6.3	1.400	R	$\sqrt{3}$	1	1	0.808	0.808	∞
Extrapolation, interpolation, and integrations algorithms for max. SAR evaluation	E.5	2.300	R	$\sqrt{3}$	1	1	1.328	1.328	∞
<b>Test sample Related</b>									
Test sample positioning	E.4.2	2.6	N	1	1	1	2.600	2.600	∞
Device holder uncertainty	E.4.1	3	N	1	1	1	3.000	3.000	∞
Output power variation—SAR drift measurement	E.2.9	5	R	$\sqrt{3}$	1	1	2.887	2.887	∞
SAR scaling	E.6.5	5	R	$\sqrt{3}$	1	1	2.887	2.887	∞
<b>Phantom and tissue parameters</b>									
Phantom shell uncertainty—shape, thickness, and permittivity	E.3.1	4	R	$\sqrt{3}$	1	1	2.309	2.309	∞
Uncertainty in SAR correction for deviations in permittivity and conductivity	E.3.2	1.9	N	1	1	0.84	1.900	1.596	∞
Liquid conductivity measurement	E.3.3	4	R	$\sqrt{3}$	0.78	0.71	3.120	2.840	∞
Liquid permittivity measurement	E.3.3	5	N	1	0.78	0.71	1.150	1.300	M
Liquid conductivity—temperature uncertainty	E.3.4	2.5	R	$\sqrt{3}$	0.23	0.26	1.126	1.025	∞
Liquid permittivity—temperature uncertainty	E.3.4	2.5	N	1	0.23	0.26	0.332	0.375	M
Combined Standard Uncertainty			RSS				10.526	10.341	
Expanded Uncertainty (95% Confidence interval)			K=2				21.052	20.682	

Any report having not been signed by authorized approver, or having been altered without authorization, or having not been stamped by the “Dedicated Testing/Inspection Stamp” is deemed to be invalid. Copying or excerpting portion of, or altering the content of the report is not permitted without the written authorization of AGC. The test results presented in the report apply only to the tested sample. Any objections to report issued by AGC should be submitted to AGC within 15days after the issuance of the test report. Further enquiry of validity or verification of the test report should be addressed to AGC by agc01@agccert.com.

SATIMO Uncertainty- 2023-EPGO-414 System Validation uncertainty for DUT averaged over 1 gram / 10 gram.									
Uncertainty Component	Sec.	Tol (+-%)	Prob. Dist.	Div.	Ci (1g)	Ci (10g)	1g Ui (+-%)	10g Ui (+-%)	vi
<b>Measurement System</b>									
Probe calibration	E.2.1	7.000	N	1	1	1	7.000	7.000	∞
Axial Isotropy	E.2.2	0.090	R	$\sqrt{3}$	1	1	0.052	0.052	∞
Hemispherical Isotropy	E.2.2	0.090	R	$\sqrt{3}$	0	0	0.000	0.000	∞
Boundary effect	E.2.3	1.000	R	$\sqrt{3}$	1	1	0.577	0.577	∞
Linearity	E.2.4	0.890	R	$\sqrt{3}$	1	1	0.514	0.514	∞
System detection limits	E.2.4	1.0	R	$\sqrt{3}$	1	1	0.58	0.58	∞
Modulation response	E.2.5	3.0	R	$\sqrt{3}$	0	0	0.00	0.00	∞
Readout Electronics	E.2.6	0.021	N	1	1	1	0.021	0.021	∞
Response Time	E.2.7	0.0	R	$\sqrt{3}$	0	0	0.00	0.00	∞
Integration Time	E.2.8	1.4	R	$\sqrt{3}$	0	0	0.00	0.00	∞
RF ambient conditions-Noise	E.6.1	3.0	R	$\sqrt{3}$	1	1	1.73	1.73	∞
RF ambient conditions-reflections	E.6.1	3.0	R	$\sqrt{3}$	1	1	1.73	1.73	∞
Probe positioner mechanical tolerance	E.6.2	1.4	R	$\sqrt{3}$	1	1	0.81	0.81	∞
Probe positioning with respect to phantom shell	E.6.3	1.4	R	$\sqrt{3}$	1	1	0.81	0.81	∞
Extrapolation, interpolation, and integrations algorithms for max. SAR evaluation	E.5	2.3	R	$\sqrt{3}$	1	1	1.33	1.33	∞
<b>System validation source</b>									
Deviation of experimental dipole from numerical dipole	E.6.4	5.0	N	1	1	1	5.00	5.00	∞
Input power and SAR drift measurement	8,6.6.4	5.0	R	$\sqrt{3}$	1	1	2.89	2.89	∞
Dipole axis to liquid distance	8,E.6.6	2.0	R	$\sqrt{3}$	1	1	1.15	1.15	∞
<b>Phantom and set-up</b>									
Phantom shell uncertainty—shape, thickness, and permittivity	E.3.1	4.0	R	$\sqrt{3}$	1	1	2.31	2.31	∞
Uncertainty in SAR correction for deviations in permittivity and conductivity	E.3.2	1.9	N	1	1	0.84	1.90	1.60	∞
Liquid conductivity (temperature uncertainty)	E.3.3	2.5	R	$\sqrt{3}$	0.78	0.71	1.13	1.02	∞
Liquid conductivity (measured)	E.3.3	4	N	1	0.78	0.71	3.12	2.84	M
Liquid permittivity (temperature uncertainty)	E.3.4	2.5	R	$\sqrt{3}$	0.23	0.26	0.33	0.38	∞
Liquid permittivity (measured)	E.3.4	5	N	1	0.23	0.26	1.15	1.30	M
Combined Standard Uncertainty			RSS				10.459	10.272	
Expanded Uncertainty (95% Confidence interval)			K=2				20.917	20.545	

Any report having not been signed by authorized approver, or having been altered without authorization, or having not been stamped by the "Dedicated Testing/Inspection Stamp" is deemed to be invalid. Copying or excerpting portion of, or altering the content of the report is not permitted without the written authorization of AGC. The test results presented in the report apply only to the tested sample. Any objections to report issued by AGC should be submitted to AGC within 15days after the issuance of the test report. Further enquiry of validity or verification of the test report should be addressed to AGC by agc01@agccert.com.

SATIMO Uncertainty- 2023-EPGO-414									
System Check uncertainty for DUT averaged over 1 gram / 10 gram.									
Uncertainty Component	Sec.	Tol (+-%)	Prob. Dist.	Div.	Ci (1g)	Ci (10g)	1g Ui (+-%)	10g Ui (+-%)	vi
<b>Measurement System</b>									
Probe calibration drift	E.2.1.3	0.500	N	1	1	1	0.50	0.50	∞
Axial Isotropy	E.2.2	0.090	R	$\sqrt{3}$	0	0	0.00	0.00	∞
Hemispherical Isotropy	E.2.2	0.090	R	$\sqrt{3}$	0	0	0.00	0.00	∞
Boundary effect	E.2.3	1.000	R	$\sqrt{3}$	0	0	0.00	0.00	∞
Linearity	E.2.4	0.890	R	$\sqrt{3}$	0	0	0.00	0.00	∞
System detection limits	E.2.4	1.0	R	$\sqrt{3}$	0	0	0.00	0.00	∞
Modulation response	E.2.5	3.0	R	$\sqrt{3}$	0	0	0.00	0.00	∞
Readout Electronics	E.2.6	0.021	N	1	0	0	0.00	0.00	∞
Response Time	E.2.7	0	R	$\sqrt{3}$	0	0	0.00	0.00	∞
Integration Time	E.2.8	1.4	R	$\sqrt{3}$	0	0	0.00	0.00	∞
RF ambient conditions-Noise	E.6.1	3.0	R	$\sqrt{3}$	0	0	0.00	0.00	∞
RF ambient conditions-reflections	E.6.1	3.0	R	$\sqrt{3}$	0	0	0.00	0.00	∞
Probe positioner mechanical tolerance	E.6.2	1.4	R	$\sqrt{3}$	1	1	0.81	0.81	∞
Probe positioning with respect to phantom shell	E.6.3	1.4	R	$\sqrt{3}$	1	1	0.81	0.81	∞
Extrapolation, interpolation, and integrations algorithms for max. SAR evaluation	E.5	2.3	R	$\sqrt{3}$	0	0	0.00	0.00	∞
<b>System check source (dipole)</b>									
Deviation of experimental dipoles	E.6.4	2.0	N	1	1	1	2.00	2.00	∞
Input power and SAR drift measurement	8,6.6.4	5.0	R	$\sqrt{3}$	1	1	2.89	2.89	∞
Dipole axis to liquid distance	8,E.6.6	2.0	R	$\sqrt{3}$	1	1	1.15	1.15	∞
<b>Phantom and tissue parameters</b>									
Phantom shell uncertainty—shape, thickness, and permittivity	E.3.1	4	R	$\sqrt{3}$	1	1	2.31	2.31	∞
Uncertainty in SAR correction for deviations in permittivity and conductivity	E.3.2	1.9	N	1	1	0.84	1.90	1.60	∞
Liquid conductivity measurement	E.3.3	4	R	$\sqrt{3}$	0.78	0.71	3.12	2.84	∞
Liquid permittivity measurement	E.3.3	5	N	1	0.78	0.71	1.15	1.30	M
Liquid conductivity—temperature uncertainty	E.3.4	2.5	R	$\sqrt{3}$	0.23	0.26	1.13	1.02	∞
Liquid permittivity—temperature uncertainty	E.3.4	2.5	N	1	0.23	0.26	0.33	0.38	M
Combined Standard Uncertainty			RSS				5.562	5.203	
Expanded Uncertainty (95% Confidence interval)			K=2				11.124	10.406	

Any report having not been signed by authorized approver, or having been altered without authorization, or having not been stamped by the “Dedicated Testing/Inspection Stamp” is deemed to be invalid. Copying or excerpting portion of, or altering the content of the report is not permitted without the written authorization of AGC. The test results presented in the report apply only to the tested sample. Any objections to report issued by AGC should be submitted to AGC within 15days after the issuance of the test report. Further enquiry of validity or verification of the test report should be addressed to AGC by agc01@agccert.com.

## 12. CONDUCTED POWER MEASUREMENT

### GSM BAND

Mode	Frequency(MHz)	Avg. Burst Power(dBm)	Duty cycle Factor(dBm)	Frame Power(dBm)
Maximum Power <1>				
GSM 850	824.2	<b>33.04</b>	-9	24.04
	836.6	31.73	-9	22.73
	848.8	31.83	-9	22.83
GPRS 850 (1 Slot)	824.2	33.01	-9	24.01
	836.6	31.67	-9	22.67
	848.8	31.77	-9	22.77
GPRS 850 (2 Slot)	824.2	32.49	-6	26.49
	836.6	31.17	-6	25.17
	848.8	31.28	-6	25.28
GPRS 850 (3 Slot)	824.2	30.97	-4.26	26.71
	836.6	29.66	-4.26	25.40
	848.8	29.81	-4.26	25.55
GPRS 850 (4 Slot)	824.2	29.85	-3	<b>26.85</b>
	836.6	28.56	-3	25.56
	848.8	28.72	-3	25.72
EGPRS 850 (1 Slot)	824.2	29.28	-9	20.28
	836.6	29.32	-9	20.32
	848.8	29.12	-9	20.12
EGPRS 850 (2 Slot)	824.2	28.62	-6	22.62
	836.6	28.65	-6	22.65
	848.8	28.50	-6	22.50
EGPRS 850 (3 Slot)	824.2	26.97	-4.26	22.71
	836.6	27.03	-4.26	22.77
	848.8	26.89	-4.26	22.63
EGPRS 850 (4 Slot)	824.2	25.88	-3	22.88
	836.6	25.91	-3	22.91
	848.8	25.83	-3	22.83

Any report having not been signed by authorized approver, or having been altered without authorization, or having not been stamped by the "Dedicated Testing/Inspection Stamp" is deemed to be invalid. Copying or excerpting portion of, or altering the content of the report is not permitted without the written authorization of AGC. The test results presented in the report apply only to the tested sample. Any objections to report issued by AGC should be submitted to AGC within 15days after the issuance of the test report. Further enquiry of validity or verification of the test report should be addressed to AGC by agc01@agccert.com.

Mode	Frequency(MHz)	Avg. Burst Power(dBm)	Duty cycle Factor(dBm)	Frame Power(dBm)
Maximum Power <2>				
GSM 850	824.2	32.85	-9	23.85
	836.6	31.63	-9	22.63
	848.8	31.71	-9	22.71
GPRS 850 ( 1 Slot )	824.2	32.79	-9	23.79
	836.6	31.52	-9	22.52
	848.8	31.63	-9	22.63
GPRS 850 ( 2 Slot )	824.2	32.31	-6	26.31
	836.6	31.12	-6	25.12
	848.8	31.22	-6	25.22
GPRS 850 ( 3 Slot )	824.2	30.84	-4.26	26.58
	836.6	29.53	-4.26	25.27
	848.8	29.74	-4.26	25.48
GPRS 850 ( 4 Slot )	824.2	29.77	-3	26.77
	836.6	28.45	-3	25.45
	848.8	28.62	-3	25.62

Any report having not been signed by authorized approver, or having been altered without authorization, or having not been stamped by the "Dedicated Testing/Inspection Stamp" is deemed to be invalid. Copying or excerpting portion of, or altering the content of the report is not permitted without the written authorization of AGC. The test results presented in the report apply only to the tested sample. Any objections to report issued by AGC should be submitted to AGC within 15days after the issuance of the test report. Further enquiry of validity or verification of the test report should be addressed to AGC by agc01@agccert.com.



**GSM BAND CONTINUE**

Mode	Frequency(MHz)	Avg. Burst Power(dBm)	Duty cycle Factor(dBm)	Frame Power(dBm)
Maximum Power <1>				
PCS1900	1850.2	29.28	-9	20.28
	1880	29.36	-9	20.36
	1909.8	29.17	-9	20.17
GPRS1900 ( 1 Slot )	1850.2	<b>29.98</b>	-9	20.98
	1880	28.31	-9	19.31
	1909.8	28.40	-9	19.40
GPRS1900 ( 2 Slot )	1850.2	28.98	-6	<b>22.98</b>
	1880	27.33	-6	21.33
	1909.8	27.43	-6	21.43
GPRS1900 ( 3 Slot )	1850.2	27.04	-4.26	22.78
	1880	25.39	-4.26	21.13
	1909.8	25.51	-4.26	21.25
GPRS1900 ( 4 Slot )	1850.2	25.96	-3	22.96
	1880	24.32	-3	21.32
	1909.8	24.43	-3	21.43
EGPRS1900 ( 1 Slot )	1850.2	29.35	-9	20.35
	1880	28.57	-9	19.57
	1909.8	27.98	-9	18.98
EGPRS1900 ( 2 Slot )	1850.2	28.61	-6	22.61
	1880	27.78	-6	21.78
	1909.8	27.13	-6	21.13
EGPRS1900 ( 3 Slot )	1850.2	26.98	-4.26	22.72
	1880	26.07	-4.26	21.81
	1909.8	25.43	-4.26	21.17
EGPRS1900 ( 4 Slot )	1850.2	25.89	-3	22.89
	1880	24.93	-3	21.93
	1909.8	24.31	-3	21.31

Any report having not been signed by authorized approver, or having been altered without authorization, or having not been stamped by the "Dedicated Testing/Inspection Stamp" is deemed to be invalid. Copying or excerpting portion of, or altering the content of the report is not permitted without the written authorization of AGC. The test results presented in the report apply only to the tested sample. Any objections to report issued by AGC should be submitted to AGC within 15days after the issuance of the test report. Further enquiry of validity or verification of the test report should be addressed to AGC by agc01@agccert.com.

Mode	Frequency(MHz)	Avg. Burst Power(dBm)	Duty cycle Factor(dBm)	Frame Power(dBm)
Maximum Power <2>				
PCS1900	1850.2	29.21	-9	20.21
	1880	29.25	-9	20.25
	1909.8	29.13	-9	20.13
GPRS1900 (1 Slot)	1850.2	29.84	-9	20.84
	1880	28.25	-9	19.25
	1909.8	28.33	-9	19.33
GPRS1900 (2 Slot)	1850.2	28.74	-6	22.74
	1880	27.26	-6	21.26
	1909.8	27.33	-6	21.33
GPRS1900 (3 Slot)	1850.2	27.00	-4.26	22.74
	1880	25.28	-4.26	21.02
	1909.8	25.41	-4.26	21.15
GPRS1900 (4 Slot)	1850.2	25.84	-3	22.84
	1880	24.27	-3	21.27
	1909.8	24.36	-3	21.36

**Note 1:**

The Frame Power (Source-based time-averaged Power) is scaled the maximum burst average power based on time slots. The calculated methods are show as following:

Frame Power = Max burst power (1 Up Slot) – 9 dB

Frame Power = Max burst power (2 Up Slot) – 6 dB

Frame Power = Max burst power (3 Up Slot) – 4.26 dB

Frame Power = Max burst power (4 Up Slot) – 3 dB

**Note 2:**

SAR is not required for GPRS (1 Slot) Mode because its output power is less than of Voice Mode

## UMTS BAND

### HSDPA Setup Configuration:

- The EUT was connected to Base Station Agilent-8960 referred to the Setup Configuration.
- The RF path losses were compensated into the measurements.
- A call was established between EUT and Based Station with following setting:
  - (1) Set Gain Factors( $\beta_c$  and  $\beta_d$ ) parameters set according to each
  - (2) Set RMC 12.2Kbps+HSDPA mode.
  - (3) Set Cell Power=-86dBm
  - (4) Set HS-DSCH Configuration Type to FRC (H-set 1, QPSK)
  - (5) Select HSDPA Uplink Parameters
  - (6) Set Delta ACK, Delta NACK and Delta CQI=8
  - (7) Set Ack - Nack Repetition Factor to 3
  - (8) Set CQI Feedback Cycle (k) to 4ms
  - (9) Set CQI Repetition Factor to 2
  - (10) Power Ctrl Mode=All Up bits
- The transmitted maximum output power was recorded.

Table C.10.2.4:  $\beta$  values for transmitter characteristics tests with HS-DPCCH

Sub-test	$\beta_c$ (Note5)	$\beta_d$	$\beta_d$ (SF)	$\beta_c/\beta_d$	$\beta_{HS}$ (Note1, Note 2)	CM (dB) (Note 3)	MPR (dB) (Note 3)
1	2/15	15/15	64	2/15	4/15	0.0	0.0
2	12/15(Note 4)	15/15(Note 4)	64	12/15(Note 4)	24/15	1.0	0.0
3	15/15	8/15	64	15/8	30/15	1.5	0.5
4	15/15	4/15	64	15/4	30/15	1.5	0.5

Note 1:  $\Delta ACK$ ,  $\Delta NACK$  and  $\Delta CQI = 30/15$  with  $\beta_{hs} = 30/15 * \beta_c$ .

Note 2: For the HS-DPCCH power mask requirement test in clause 5.2C, 5.7A, and the Error Vector Magnitude (EVM) with HS-DPCCH test in clause 5.13.1A, and HSDPA EVM with phase discontinuity in clause 5.13.1AA,  $\Delta ACK$  and  $\Delta NACK = 30/15$  with  $\beta_{hs} = 30/15 * \beta_c$ , and  $\Delta CQI = 24/15$  with  $\beta_{hs} = 24/15 * \beta_c$ .

Note 3: CM = 1 for  $\beta_c/\beta_d = 12/15$ ,  $hs/c = 24/15$ . For all other combinations of DPDCH, DPCCH and HS-DPCCH the MPR is based on the relative CM difference. This is applicable for only UEs that support HSDPA in release 6 and later releases.

Note 4: For subtest 2 the  $c/d$  ratio of 12/15 for the TFC during the measurement period (TF1, TF0) is achieved by setting the signalled gain factors for the reference TFC (TF1, TF1) to  $c = 11/15$  and  $d = 15/15$ .

### HSUPA Setup Configuration:

- The EUT was connected to Base Station Agilent-8960 referred to the Setup Configuration.
- The RF path losses were compensated into the measurements.
- A call was established between EUT and Base Station with following setting \* :
  - (1) Call Configs = 5.2B, 5.9B, 5.10B, and 5.13.2B with QPSK
  - (2) Set the Gain Factors ( $\beta_c$  and  $\beta_d$ ) and parameters (AG Index) were set according to each specific sub-test in the following table, C11.1.3, quoted from the TS 34.121
  - (3) Set Cell Power = -86 dBm
  - (4) Set Channel Type = 12.2k + HSPA
  - (5) Set UE Target Power
  - (6) Power Ctrl Mode= Alternating bits
  - (7) Set and observe the E-TFCI
  - (8) Confirm that E-TFCI is equal to the target E-TFCI of 75 for sub-test 1, and other subtest's E-TFCI
- The transmitted maximum output power was recorded.

Table C.11.1.3:  $\beta$  values for transmitter characteristics tests with HS-DPCCH and E-DCH

Sub-test	$\beta_c$	$\beta_d$	$\beta_d$ (SF)	$\beta_c/\beta_d$	$\beta_{HS}$ (Note 1)	$\beta_{ec}$	$\beta_{ed}$ (Note 4) (Note 5)	$\beta_{ed}$ (SF)	$\beta_{ed}$ (Code s)	CM (dB) (Note 2)	MPR (dB) (Note 2) (Note 6)	AG Index (Note 5)	E-TF CI
1	11/15 (Note 3)	15/15 (Note 3)	64	11/15 (Note 3)	22/15	209/225	1309/225	4	1	1.0	0.0	20	75
2	6/15	15/15	64	6/15	12/15	12/15	94/75	4	1	3.0	2.0	12	67
3	15/15	9/15	64	15/9	30/15	30/15	$\beta_{ed1}$ : 47/15 $\beta_{ed2}$ : 47/15	4 4	2	2.0	1.0	15	92
4	2/15	15/15	64	2/15	4/15	2/15	56/75	4	1	3.0	2.0	17	71
5	15/15	0	-	-	5/15	5/15	47/15	4	1	1.0	0.0	12	67

Note 1: For sub-test 1 to 4,  $\Delta ACK$ ,  $\Delta NACK$  and  $\Delta CQI = 30/15$  with  $\beta_{hs} = 30/15 * \beta_c$ . For sub-test 5,  $\Delta ACK$ ,  $\Delta NACK$  and  $\Delta CQI = 5/15$  with  $\beta_{hs} = 5/15 * \beta_c$ .

Note 2: CM = 1 for  $\beta_c/\beta_d = 12/15$ ,  $hs/c = 24/15$ . For all other combinations of DPDCH, DPCCH, HS-DPCCH, E-DPDCH and E-DPCCH the MPR is based on the relative CM difference.

Note 3: For subtest 1 the  $c/d$  ratio of 11/15 for the TFC during the measurement period (TF1, TF0) is achieved by setting the signalled gain factors for the reference TFC (TF1, TF1) to  $c = 10/15$  and  $d = 15/15$ .

Note 4: In case of testing by UE using E-DPDCH Physical Layer category 1, Sub-test 3 is omitted according to TS25.306 Table 5.1g.

Note 5:  $\beta_{ed}$  cannot be set directly; it is set by Absolute Grant Value.

Note 6: For subtests 2, 3 and 4, UE may perform E-DPDCH power scaling at max power which could results in slightly smaller MPR values.

# UMTS BAND II

Mode	Frequency (MHz)	Avg. Burst Power (dBm)
WCDMA 1900 RMC	1852.4	22.04
	1880	22.01
	1907.6	<b>22.25</b>
HSDPA Subtest 1	1852.4	21.07
	1880	21.03
	1907.6	21.19
HSDPA Subtest 2	1852.4	20.53
	1880	20.39
	1907.6	20.60
HSDPA Subtest 3	1852.4	20.47
	1880	20.49
	1907.6	20.66
HSDPA Subtest 4	1852.4	20.47
	1880	20.44
	1907.6	20.69
HSUPA Subtest 1	1852.4	18.93
	1880	18.86
	1907.6	19.02
HSUPA Subtest 2	1852.4	18.77
	1880	18.80
	1907.6	19.05
HSUPA Subtest 3	1852.4	19.75
	1880	19.80
	1907.6	20.10
HSUPA Subtest 4	1852.4	18.35
	1880	18.32
	1907.6	18.59
HSUPA Subtest 5	1852.4	19.76
	1880	19.74
	1907.6	20.06

Any report having not been signed by authorized approver, or having been altered without authorization, or having not been stamped by the "Dedicated Testing/Inspection Stamp" is deemed to be invalid. Copying or excerpting portion of, or altering the content of the report is not permitted without the written authorization of AGC. The test results presented in the report apply only to the tested sample. Any objections to report issued by AGC should be submitted to AGC within 15days after the issuance of the test report. Further enquiry of validity or verification of the test report should be addressed to AGC by agc01@agccert.com.

**UMTS BAND IV**

Mode	Frequency (MHz)	Avg. Burst Power (dBm)
WCDMA 1700 RMC	1712.4	<b>22.61</b>
	1732.4	21.86
	1752.6	21.92
HSDPA Subtest 1	1712.4	21.64
	1732.4	20.88
	1752.6	20.93
HSDPA Subtest 2	1712.4	21.06
	1732.4	20.36
	1752.6	20.39
HSDPA Subtest 3	1712.4	21.12
	1732.4	20.34
	1752.6	20.41
HSDPA Subtest 4	1712.4	21.10
	1732.4	20.27
	1752.6	20.40
HSUPA Subtest 1	1712.4	19.67
	1732.4	18.90
	1752.6	19.01
HSUPA Subtest 2	1712.4	19.66
	1732.4	18.92
	1752.6	19.01
HSUPA Subtest 3	1712.4	20.62
	1732.4	19.87
	1752.6	19.94
HSUPA Subtest 4	1712.4	19.16
	1732.4	18.46
	1752.6	18.52
HSUPA Subtest 5	1712.4	20.61
	1732.4	19.88
	1752.6	19.87

Any report having not been signed by authorized approver, or having been altered without authorization, or having not been stamped by the "Dedicated Testing/Inspection Stamp" is deemed to be invalid. Copying or excerpting portion of, or altering the content of the report is not permitted without the written authorization of AGC. The test results presented in the report apply only to the tested sample. Any objections to report issued by AGC should be submitted to AGC within 15days after the issuance of the test report. Further enquiry of validity or verification of the test report should be addressed to AGC by agc01@agccert.com.

# UMTS BAND V

Mode	Frequency (MHz)	Avg. Burst Power (dBm)
WCDMA 850 RMC	826.4	<b>23.40</b>
	836.4	21.87
	846.6	21.95
HSDPA Subtest 1	826.4	22.49
	836.4	20.90
	846.6	21.04
HSDPA Subtest 2	826.4	21.95
	836.4	20.33
	846.6	20.51
HSDPA Subtest 3	826.4	22.00
	836.4	20.47
	846.6	20.55
HSDPA Subtest 4	826.4	21.96
	836.4	20.43
	846.6	20.48
HSUPA Subtest 1	826.4	20.52
	836.4	19.01
	846.6	19.08
HSUPA Subtest 2	826.4	20.53
	836.4	18.96
	846.6	19.08
HSUPA Subtest 3	826.4	21.49
	836.4	19.97
	846.6	20.02
HSUPA Subtest 4	826.4	20.07
	836.4	18.50
	846.6	18.54
HSUPA Subtest 5	826.4	21.48
	836.4	19.91
	846.6	20.03

Any report having not been signed by authorized approver, or having been altered without authorization, or having not been stamped by the "Dedicated Testing/Inspection Stamp" is deemed to be invalid. Copying or excerpting portion of, or altering the content of the report is not permitted without the written authorization of AGC. The test results presented in the report apply only to the tested sample. Any objections to report issued by AGC should be submitted to AGC within 15days after the issuance of the test report. Further enquiry of validity or verification of the test report should be addressed to AGC by agc01@agccert.com.



According to 3GPP 25.101 sub-clause 6.2.2 , the maximum output power is allowed to be reduced by following the table.

Table 6.1aA: UE maximum output power with HS-DPCCH and E-DCH

UE Transmit Channel Configuration	CM(db)	MPR(db)
For all combinations of ,DPDCH,DPCCH HS-DPDCH,E-DPDCH and E-DPCCH	$0 \leq CM \leq 3.5$	$MAX(CM-1,0)$
Note: CM=1 for $\beta_c/\beta_d=12/15$ , $\beta_{hs}/\beta_c=24/15$ . For all other combinations of DPDCH, DPCCH, HS-DPCCH, E-DPDCH and E-DPCCH the MPR is based on the relative CM difference.		

The device supports MPR to solve linearity issues (ACLR or SEM) due to the higher peak-to average ratios (PAR) of the HSUPA signal. This prevents saturating the full range of the TX DAC inside of device and provides a reduced power output to the RF transceiver chip according to the Cubic Metric (a function of the combinations of DPDCH, DPCCH, HS-DPCCH, E-DPDCH and E-DPCCH).

When E-DPDCH channels are present the beta gains on those channels are reduced firsts to try to get the power under the allowed limit. If the beta gains are lowered as far as possible, then a hard limiting is applied at the maximum allowed level.

The SW currently recalculates the cubic metric every time the beta gains on the E-DPDCH are reduced. The cubic metric will likely get lower each time this is done .However, there is no reported reduction of maximum output power in the HSUPA mode since the device also provides a compensation for the power back-off by increasing the gain of TX\_AGC in the transceiver (PA) device.

The end effect is that the DUT output power is identical to the case where there is no MPR in the device.

## LTE Band

### LTE (TDD) Considerations

For Time-Division Duplex (TDD) systems, SAR must be tested using a fixed periodic duty factor according to the highest transmission duty factor implemented for the device and supported by the defined 3GPP LTE TDD configurations.

SAR was tested with the highest transmission duty factor (63.33%) using Uplink-downlink configuration 0 and Special subframe configuration 7.

LTE TDD Band 38, 41 supports 3GPP TS 36.211 section 4.2 for Type 2 Frame Structure and Table 4.2-2 for uplink-downlink configurations and Table 4.2-1 for Special subframe configurations.

**Table 4.2-1: Configuration of special subframe (lengths of DwPTS/GP/UpPTS)**

Special subframe configuration	Normal cyclic prefix in downlink			Extended cyclic prefix in downlink		
	DwPTS	UpPTS		DwPTS	UpPTS	
		Normal cyclic prefix in uplink	Extended cyclic prefix in uplink		Normal cyclic prefix in uplink	Extended cyclic prefix in uplink
0	$6592 \cdot T_s$	$2192 \cdot T_s$	$2560 \cdot T_s$	$7680 \cdot T_s$	$2192 \cdot T_s$	$2560 \cdot T_s$
1	$19760 \cdot T_s$			$20480 \cdot T_s$		
2	$21952 \cdot T_s$			$23040 \cdot T_s$		
3	$24144 \cdot T_s$			$25600 \cdot T_s$		
4	$26336 \cdot T_s$	$4384 \cdot T_s$	$5120 \cdot T_s$	$7680 \cdot T_s$	$4384 \cdot T_s$	$5120 \cdot T_s$
5	$6592 \cdot T_s$			$20480 \cdot T_s$		
6	$19760 \cdot T_s$			$23040 \cdot T_s$		
7	$21952 \cdot T_s$			$12800 \cdot T_s$		
8	$24144 \cdot T_s$			-	-	-
9	$13168 \cdot T_s$			-	-	-

**Table 4.2-2: Uplink-downlink configurations**

Uplink-downlink configuration	Downlink-to-Uplink Switch-point periodicity	Subframe number									
		0	1	2	3	4	5	6	7	8	9
0	5 ms	D	S	U	U	U	D	S	U	U	U
1	5 ms	D	S	U	U	D	D	S	U	U	D
2	5 ms	D	S	U	D	D	D	S	U	D	D
3	10 ms	D	S	U	U	U	D	D	D	D	D
4	10 ms	D	S	U	U	D	D	D	D	D	D
5	10 ms	D	S	U	D	D	D	D	D	D	D
6	5 ms	D	S	U	U	U	D	S	U	U	D

Any report having not been signed by authorized approver, or having been altered without authorization, or having not been stamped by the "Dedicated Testing/Inspection Stamp" is deemed to be invalid. Copying or excerpting portion of, or altering the content of the report is not permitted without the written authorization of AGC. The test results presented in the report apply only to the tested sample. Any objections to report issued by AGC should be submitted to AGC within 15days after the issuance of the test report. Further enquiry of validity or verification of the test report should be addressed to AGC by [agc01@agccert.com](mailto:agc01@agccert.com).

### Calculated Duty Cycle

Uplink-Downlink Configuration	Downlink-to-Uplink Switch-point Periodicity	Subframe Number										Calculated Duty Cycle(%)
		0	1	2	3	4	5	6	7	8	9	
0	5ms	D	S	U	U	U	D	S	U	U	U	63.33
1	5ms	D	S	U	U	D	D	S	U	U	D	43.33
2	5ms	D	S	U	D	D	D	S	U	D	D	23.33
3	10ms	D	S	U	U	U	D	D	D	D	D	31.67
4	10ms	D	S	U	U	D	D	D	D	D	D	21.67
5	10ms	D	S	U	D	D	D	D	D	D	D	11.67
6	5ms	D	S	U	U	U	D	S	U	U	D	53.33

**Note:** Calculated Duty Cycle = Extended cyclic prefix in uplink x (Ts) x # of S + # of U

Example for Calculated Duty Cycle for Uplink-Downlink Configuration 0:

Calculated Duty Cycle =  $5120 \times [1/(15000 \times 2048)] \times 2 + 6 \text{ ms} = 63.33\%$

where

$T_s = 1/(15000 \times 2048)$  seconds

Any report having not been signed by authorized approver, or having been altered without authorization, or having not been stamped by the "Dedicated Testing/Inspection Stamp" is deemed to be invalid. Copying or excerpting portion of, or altering the content of the report is not permitted without the written authorization of AGC. The test results presented in the report apply only to the tested sample. Any objections to report issued by AGC should be submitted to AGC within 15days after the issuance of the test report. Further enquiry of validity or verification of the test report should be addressed to AGC by agc01@agccert.com.

Attestation of Global Compliance(Shenzhen)Co., Ltd

Attestation of Global Compliance(Shenzhen)Std & Tech Co., Ltd

Tel: +86-755 2523 4088 E-mail: agc@agccert.com Web: <http://www.agccert.com/>

# LTE Band

Conducted Power of LTE Band 2(dBm)							
Bandwidth	Modulation	RB size	RB offset	Target MPR	Channel	Channel	Channel
					18607	18900	19193
1.4MHz	QPSK	1	0	0	22.60	25.20	22.91
			3	0	22.79	<b>25.34</b>	23.08
			5	0	22.57	25.15	22.82
		3	0	0	22.65	22.73	23.04
			2	0	22.68	22.75	23.01
			3	0	22.66	22.73	23.01
		6	0	1	21.68	21.75	21.93
	16QAM	1	0	1	21.44	24.11	21.85
			3	1	21.67	24.24	22.01
			5	1	21.43	21.51	21.86
		3	0	1	21.46	21.56	21.82
			2	1	21.46	21.56	21.81
			3	1	21.45	21.52	21.85
		6	0	2	20.65	20.73	20.96
Bandwidth	Modulation	RB size	RB offset	Target MPR	Channel	Channel	Channel
					18615	18900	19185
3MHz	QPSK	1	0	0	22.74	22.74	23.03
			7	0	22.73	22.71	22.97
			14	0	22.75	22.69	22.99
		8	0	1	21.78	21.71	22.02
			4	1	21.75	21.73	21.97
			7	1	21.77	21.73	21.98
		15	0	1	21.66	21.69	21.96
	16QAM	1	0	1	21.72	21.74	22.00
			7	1	21.71	21.73	22.03
			14	1	21.73	21.72	21.98
		8	0	2	20.72	20.75	21.05
			4	2	20.74	20.77	21.01
			7	2	20.74	20.74	20.99
		15	0	2	20.70	20.69	21.02

Any report having not been signed by authorized approver, or having been altered without authorization, or having not been stamped by the "Dedicated Testing/Inspection Stamp" is deemed to be invalid. Copying or excerpting portion of, or altering the content of the report is not permitted without the written authorization of AGC. The test results presented in the report apply only to the tested sample. Any objections to report issued by AGC should be submitted to AGC within 15days after the issuance of the test report. Further enquiry of validity or verification of the test report should be addressed to AGC by agc01@agccert.com.

Conducted Power of LTE Band 2(dBm)							
Bandwidth	Modulation	RB size	RB offset	Target MPR	Channel	Channel	Channel
					18625	18900	19175
5MHz	QPSK	1	0	0	22.71	22.71	22.90
			13	0	22.85	22.81	23.02
			24	0	22.66	22.68	22.95
		12	0	1	21.72	21.76	21.96
			6	1	21.76	21.75	21.99
			13	1	21.62	21.69	21.99
		25	0	1	21.71	21.75	21.99
	16QAM	1	0	1	21.62	21.64	21.83
			13	1	21.71	21.73	22.01
			24	1	21.59	21.64	21.90
		12	0	2	20.70	20.75	20.97
			6	2	20.66	20.71	20.99
			13	2	20.70	20.65	20.89
		25	0	2	20.74	20.75	21.03
Bandwidth	Modulation	RB size	RB offset	Target MPR	Channel	Channel	Channel
					18650	18900	19150
10MHz	QPSK	1	0	0	22.73	22.66	22.88
			25	0	22.77	22.79	23.01
			49	0	22.60	22.72	22.94
		25	0	1	21.84	21.72	22.01
			13	1	21.82	21.76	22.06
			25	1	21.68	21.66	21.90
		50	0	1	21.77	21.68	21.96
	16QAM	1	0	1	21.74	21.67	21.83
			25	1	21.74	21.86	21.97
			49	1	21.71	21.70	21.94
		25	0	2	20.81	20.72	21.01
			13	2	20.83	20.74	20.99
			25	2	20.69	20.68	20.88
		50	0	2	20.75	20.71	21.02

Any report having not been signed by authorized approver, or having been altered without authorization, or having not been stamped by the "Dedicated Testing/Inspection Stamp" is deemed to be invalid. Copying or excerpting portion of, or altering the content of the report is not permitted without the written authorization of AGC. The test results presented in the report apply only to the tested sample. Any objections to report issued by AGC should be submitted to AGC within 15days after the issuance of the test report. Further enquiry of validity or verification of the test report should be addressed to AGC by agc01@agccert.com.

Conducted Power of LTE Band 2(dBm)							
Bandwidth	Modulation	RB size	RB offset	Target MPR	Channel	Channel	Channel
					18675	18900	19125
15MHz	QPSK	1	0	0	22.69	22.68	22.86
			38	0	22.73	22.75	22.93
			74	0	22.63	22.72	22.89
		36	0	1	21.76	21.79	21.97
			18	1	21.80	21.84	21.94
			39	1	21.78	21.79	21.93
		75	0	1	21.81	21.79	21.91
	16QAM	1	0	1	21.71	21.66	21.86
			38	1	21.78	21.77	21.94
			74	1	21.66	21.76	21.98
		36	0	2	21.77	21.82	21.96
			18	2	21.77	21.80	21.93
			39	2	21.77	21.79	21.91
		75	0	2	20.72	20.78	20.88
Bandwidth	Modulation	RB size	RB offset	Target MPR	Channel	Channel	Channel
					18700	18900	19100
20MHz	QPSK	1	0	0	22.59	22.55	22.69
			50	0	22.79	22.92	23.05
			99	0	22.52	22.60	22.80
		50	0	1	21.84	21.75	21.80
			25	1	21.87	21.75	21.73
			50	1	21.78	21.72	21.72
		100	0	1	21.84	21.71	21.71
	16QAM	1	0	1	21.47	21.45	21.64
			50	1	21.71	21.75	21.88
			99	1	21.40	21.53	21.75
		50	0	2	20.86	20.71	20.76
			25	2	20.89	20.70	20.77
			50	2	20.83	20.66	20.76
		100	0	2	20.87	20.71	20.74

Any report having not been signed by authorized approver, or having been altered without authorization, or having not been stamped by the "Dedicated Testing/Inspection Stamp" is deemed to be invalid. Copying or excerpting portion of, or altering the content of the report is not permitted without the written authorization of AGC. The test results presented in the report apply only to the tested sample. Any objections to report issued by AGC should be submitted to AGC within 15days after the issuance of the test report. Further enquiry of validity or verification of the test report should be addressed to AGC by agc01@agccert.com.

Conducted Power of LTE Band 4(dBm)							
Bandwidth	Modulation	RB size	RB offset	Target MPR	Channel	Channel	Channel
					19957	20175	20393
1.4MHz	QPSK	1	0	0	23.48	22.78	22.83
			3	0	23.73	22.90	23.00
			5	0	23.50	22.80	22.82
		3	0	0	23.65	22.95	23.01
			2	0	23.64	22.97	23.01
			3	0	23.64	22.90	22.98
		6	0	1	22.59	21.90	21.94
	16QAM	1	0	1	22.45	21.74	21.87
			3	1	22.63	21.83	21.77
			5	1	22.49	21.74	21.78
		3	0	1	22.47	21.77	21.80
			2	1	22.48	21.75	21.80
			3	1	22.46	21.74	21.74
		6	0	2	21.62	20.89	20.94
Bandwidth	Modulation	RB size	RB offset	Target MPR	Channel	Channel	Channel
					19965	20175	20385
3MHz	QPSK	1	0	0	23.61	22.88	22.92
			7	0	23.63	22.87	22.96
			14	0	23.60	22.92	22.95
		8	0	1	22.60	21.86	21.97
			4	1	22.59	21.86	21.99
			7	1	22.67	21.85	21.93
		15	0	1	22.62	21.84	21.96
	16QAM	1	0	1	22.66	21.96	22.02
			7	1	22.70	21.95	22.04
			14	1	22.66	21.92	21.98
		8	0	2	21.67	20.92	21.00
			4	2	21.65	20.93	21.01
			7	2	21.67	20.95	20.96
		15	0	2	21.61	20.92	20.98

Any report having not been signed by authorized approver, or having been altered without authorization, or having not been stamped by the "Dedicated Testing/Inspection Stamp" is deemed to be invalid. Copying or excerpting portion of, or altering the content of the report is not permitted without the written authorization of AGC. The test results presented in the report apply only to the tested sample. Any objections to report issued by AGC should be submitted to AGC within 15days after the issuance of the test report. Further enquiry of validity or verification of the test report should be addressed to AGC by agc01@agccert.com.



Conducted Power of LTE Band 4(dBm)							
Bandwidth	Modulation	RB size	RB offset	Target MPR	Channel	Channel	Channel
					19975	20175	20375
5MHz	QPSK	1	0	0	23.57	22.86	22.90
			13	0	23.79	23.03	23.03
			24	0	23.63	22.89	22.96
		12	0	1	22.65	21.83	21.97
			6	1	22.57	21.86	22.03
			13	1	22.66	21.88	21.91
		25	0	1	22.67	21.92	21.97
	16QAM	1	0	1	22.55	21.78	21.88
			13	1	22.68	21.97	22.01
			24	1	22.59	21.86	21.91
		12	0	2	21.57	20.89	20.99
			6	2	21.60	20.84	21.00
			13	2	21.66	20.90	20.89
		25	0	2	21.68	21.02	21.05
Bandwidth	Modulation	RB size	RB offset	Target MPR	Channel	Channel	Channel
					20000	20175	20350
10MHz	QPSK	1	0	0	23.59	22.88	22.99
			25	0	23.77	22.98	23.07
			49	0	23.66	22.94	23.00
		25	0	1	22.72	21.93	22.11
			13	1	22.74	21.95	22.12
			25	1	22.71	22.03	21.97
		50	0	1	22.71	22.01	22.07
	16QAM	1	0	1	22.64	21.94	22.07
			25	1	22.81	22.15	22.15
			49	1	22.77	22.02	22.07
		25	0	2	21.70	20.96	21.12
			13	2	21.74	20.92	21.13
			25	2	21.73	21.06	21.00
		50	0	2	21.75	21.00	21.06

Any report having not been signed by authorized approver, or having been altered without authorization, or having not been stamped by the "Dedicated Testing/Inspection Stamp" is deemed to be invalid. Copying or excerpting portion of, or altering the content of the report is not permitted without the written authorization of AGC. The test results presented in the report apply only to the tested sample. Any objections to report issued by AGC should be submitted to AGC within 15days after the issuance of the test report. Further enquiry of validity or verification of the test report should be addressed to AGC by agc01@agccert.com.

Conducted Power of LTE Band 4(dBm)							
Bandwidth	Modulation	RB size	RB offset	Target MPR	Channel	Channel	Channel
					20025	20175	20325
15MHz	QPSK	1	0	0	23.55	22.78	22.90
			38	0	23.74	22.96	22.97
			74	0	23.68	22.89	22.85
		36	0	1	22.72	21.92	21.95
			18	1	22.73	21.95	21.99
			39	1	22.75	21.93	21.98
		75	0	1	22.74	21.95	21.98
	16QAM	1	0	1	22.62	21.92	21.98
			38	1	22.81	22.00	22.08
			74	1	22.75	21.93	21.91
		36	0	2	22.72	21.95	22.01
			18	2	22.75	21.94	22.00
			39	2	22.77	21.95	21.95
		75	0	2	21.73	20.93	20.94
Bandwidth	Modulation	RB size	RB offset	Target MPR	Channel	Channel	Channel
					20050	20175	20300
20MHz	QPSK	1	0	0	23.50	22.68	22.81
			50	0	<b>23.91</b>	23.08	23.10
			99	0	23.64	22.67	22.77
		50	0	1	22.79	21.86	21.92
			25	1	22.75	21.94	21.97
			50	1	22.79	22.00	21.82
		100	0	1	22.78	21.87	21.90
	16QAM	1	0	1	22.41	21.58	21.74
			50	1	22.85	21.96	22.10
			99	1	22.54	21.63	21.68
		50	0	2	21.87	20.98	20.98
			25	2	21.79	20.96	20.99
			50	2	21.82	21.07	20.91
		100	0	2	21.82	21.01	20.97

Any report having not been signed by authorized approver, or having been altered without authorization, or having not been stamped by the "Dedicated Testing/Inspection Stamp" is deemed to be invalid. Copying or excerpting portion of, or altering the content of the report is not permitted without the written authorization of AGC. The test results presented in the report apply only to the tested sample. Any objections to report issued by AGC should be submitted to AGC within 15days after the issuance of the test report. Further enquiry of validity or verification of the test report should be addressed to AGC by agc01@agccert.com.

Conducted Power of LTE Band 5(dBm)							
Bandwidth	Modulation	RB size	RB offset	Target MPR	Channel	Channel	Channel
					20407	20525	20643
1.4MHz	QPSK	1	0	0	24.03	22.53	22.61
			3	0	24.14	22.53	22.72
			5	0	24.01	22.54	22.60
		3	0	0	24.17	22.65	22.73
			2	0	24.16	22.56	22.72
			3	0	24.18	22.61	22.70
		6	0	1	23.09	21.58	21.66
	16QAM	1	0	1	23.05	21.45	21.61
			3	1	23.11	21.63	21.69
			5	1	22.97	21.44	21.59
		3	0	1	22.93	21.44	21.52
			2	1	22.95	21.42	21.51
			3	1	22.93	21.37	21.55
		6	0	2	22.12	20.61	20.69
Bandwidth	Modulation	RB size	RB offset	Target MPR	Channel	Channel	Channel
					20415	20525	20635
3MHz	QPSK	1	0	0	24.11	22.61	22.71
			7	0	24.12	22.65	22.70
			14	0	24.12	22.53	22.67
		8	0	1	23.03	21.57	21.65
			4	1	23.05	21.58	21.64
			7	1	23.08	21.57	21.69
		15	0	1	23.06	21.53	21.62
	16QAM	1	0	1	23.12	21.57	21.71
			7	1	23.15	21.59	21.72
			14	1	23.09	21.54	21.67
		8	0	2	22.14	20.63	20.76
			4	2	22.13	20.62	20.78
			7	2	22.17	20.59	20.72
		15	0	2	22.10	20.58	20.72

Any report having not been signed by authorized approver, or having been altered without authorization, or having not been stamped by the "Dedicated Testing/Inspection Stamp" is deemed to be invalid. Copying or excerpting portion of, or altering the content of the report is not permitted without the written authorization of AGC. The test results presented in the report apply only to the tested sample. Any objections to report issued by AGC should be submitted to AGC within 15days after the issuance of the test report. Further enquiry of validity or verification of the test report should be addressed to AGC by agc01@agccert.com.

Conducted Power of LTE Band 5(dBm)							
Bandwidth	Modulation	RB size	RB offset	Target MPR	Channel	Channel	Channel
					20425	20525	20625
5MHz	QPSK	1	0	0	24.01	22.52	22.60
			13	0	24.19	22.62	22.74
			24	0	24.04	22.47	22.60
		12	0	1	22.99	21.56	21.68
			6	1	22.96	21.54	21.65
			13	1	23.10	21.49	21.63
		25	0	1	23.07	21.57	21.68
	16QAM	1	0	1	23.03	21.51	21.53
			13	1	23.17	21.56	21.67
			24	1	23.02	21.43	21.50
		12	0	2	21.97	20.52	20.64
			6	2	21.99	20.55	20.70
			13	2	22.09	20.46	20.63
		25	0	2	22.12	20.63	20.69
Bandwidth	Modulation	RB size	RB offset	Target MPR	Channel	Channel	Channel
					20450	20525	20600
10MHz	QPSK	1	0	0	24.12	22.55	22.63
			25	0	<b>24.27</b>	22.64	22.71
			49	0	24.06	22.52	22.61
		25	0	1	23.07	21.62	21.73
			13	1	23.05	21.61	21.77
			25	1	23.17	21.59	21.62
		50	0	1	23.10	21.58	21.67
	16QAM	1	0	1	23.16	23.43	21.64
			25	1	23.19	21.66	21.76
			49	1	23.05	21.52	21.62
		25	0	2	22.06	20.58	20.73
			13	2	22.05	20.54	20.72
			25	2	22.16	20.60	20.61
		50	0	2	22.17	20.53	20.65

Any report having not been signed by authorized approver, or having been altered without authorization, or having not been stamped by the "Dedicated Testing/Inspection Stamp" is deemed to be invalid. Copying or excerpting portion of, or altering the content of the report is not permitted without the written authorization of AGC. The test results presented in the report apply only to the tested sample. Any objections to report issued by AGC should be submitted to AGC within 15days after the issuance of the test report. Further enquiry of validity or verification of the test report should be addressed to AGC by agc01@agccert.com.

Conducted Power of LTE Band 7 (dBm)							
Bandwidth	Modulation	RB size	RB offset	Target MPR	Channel	Channel	Channel
					20775	21100	21425
5MHz	QPSK	1	0	0	21.43	20.90	21.12
			12	0	21.58	21.03	21.34
			24	0	21.46	20.89	21.26
		12	0	1	20.47	19.95	20.24
			6	1	20.46	19.97	20.24
			13	1	20.49	19.88	20.23
		25	0	1	20.48	19.97	20.27
	16QAM	1	0	1	20.36	19.81	20.07
			12	1	20.49	19.94	20.23
			24	1	20.34	19.76	20.23
		12	0	2	19.47	18.83	19.20
			6	2	19.42	18.92	19.19
			13	2	19.47	18.88	19.22
		25	0	2	19.50	19.01	19.30
Bandwidth	Modulation	RB size	RB offset	Target MPR	Channel	Channel	Channel
					20800	21100	21400
10MHz	QPSK	1	0	0	21.57	21.05	21.09
			24	0	21.71	21.08	21.38
			49	0	21.61	20.92	21.34
		25	0	1	20.61	20.09	20.30
			12	1	20.56	20.10	20.26
			25	1	20.69	20.04	20.31
		50	0	1	20.61	20.07	20.27
	16QAM	1	0	1	20.59	20.07	20.15
			24	1	20.86	20.17	20.33
			49	1	20.57	19.98	20.33
		25	0	2	19.56	19.14	19.25
			12	2	19.62	19.13	19.28
			25	2	19.69	19.04	19.31
		50	0	2	19.63	19.07	19.26

Any report having not been signed by authorized approver, or having been altered without authorization, or having not been stamped by the "Dedicated Testing/Inspection Stamp" is deemed to be invalid. Copying or excerpting portion of, or altering the content of the report is not permitted without the written authorization of AGC. The test results presented in the report apply only to the tested sample. Any objections to report issued by AGC should be submitted to AGC within 15days after the issuance of the test report. Further enquiry of validity or verification of the test report should be addressed to AGC by agc01@agccert.com.

Conducted Power of LTE Band 7 (dBm)							
Bandwidth	Modulation	RB size	RB offset	Target MPR	Channel	Channel	Channel
					20825	21100	21375
15MHz	QPSK	1	0	0	21.55	21.06	21.03
			37	0	21.66	21.09	21.19
			74	0	21.56	20.89	21.28
		37	0	1	20.64	20.09	20.26
			16	1	20.66	20.10	20.26
			35	1	20.67	20.05	20.28
		75	0	1	20.62	20.05	20.26
	16QAM	1	0	1	20.55	20.08	20.01
			37	1	20.65	20.04	20.20
			74	1	20.59	19.88	20.27
		37	0	2	20.64	20.08	20.28
			16	2	20.68	20.04	20.25
			35	2	20.66	20.05	20.27
		75	0	2	19.58	19.08	19.20
Bandwidth	Modulation	RB size	RB offset	Target MPR	Channel	Channel	Channel
					20850	21100	21350
20MHz	QPSK	1	0	0	21.65	21.01	20.85
			49	0	<b>21.98</b>	21.22	21.21
			99	0	21.63	20.78	21.07
		50	0	1	20.76	20.22	20.08
			25	1	20.73	20.16	20.07
			49	1	20.83	20.02	20.10
		100	0	1	20.83	20.07	20.12
	16QAM	1	0	1	20.53	19.97	19.69
			49	1	20.87	20.09	20.09
			99	1	20.51	19.70	19.94
		50	0	2	19.76	19.22	19.09
			25	2	19.76	19.24	19.09
			49	2	19.90	19.07	19.10
		100	0	2	19.84	19.15	19.05

Any report having not been signed by authorized approver, or having been altered without authorization, or having not been stamped by the "Dedicated Testing/Inspection Stamp" is deemed to be invalid. Copying or excerpting portion of, or altering the content of the report is not permitted without the written authorization of AGC. The test results presented in the report apply only to the tested sample. Any objections to report issued by AGC should be submitted to AGC within 15days after the issuance of the test report. Further enquiry of validity or verification of the test report should be addressed to AGC by agc01@agccert.com.

Conducted Power of LTE Band 12(dBm)							
Bandwidth	Modulation	RB size	RB offset	Target MPR	Channel	Channel	Channel
					23017	23095	23173
1.4MHz	QPSK	1	0	0	24.33	24.52	24.37
			3	0	24.46	24.55	24.51
			5	0	24.32	24.44	24.39
		3	0	0	24.45	24.52	24.52
			2	0	24.45	24.54	24.53
			3	0	24.46	24.54	24.54
		6	0	1	23.42	23.43	23.45
	16QAM	1	0	1	23.21	23.32	23.18
			3	1	23.45	23.38	23.36
			5	1	23.26	23.32	23.16
		3	0	1	23.25	23.40	23.33
			2	1	23.25	23.36	23.31
			3	1	23.24	23.39	23.29
		6	0	2	22.46	22.36	22.44
Bandwidth	Modulation	RB size	RB offset	Target MPR	Channel	Channel	Channel
					23025	23095	23165
3MHz	QPSK	1	0	0	24.35	24.50	24.39
			7	0	24.39	24.46	24.40
			14	0	24.36	24.42	24.45
		8	0	1	23.41	23.48	23.47
			4	1	23.39	23.44	23.48
			7	1	23.44	23.40	23.44
		15	0	1	23.39	23.44	23.46
	16QAM	1	0	1	23.36	23.42	23.15
			7	1	23.40	23.31	23.21
			14	1	23.46	23.31	23.30
		8	0	2	22.48	22.46	22.48
			4	2	22.45	22.47	22.49
			7	2	22.44	22.40	22.49
		15	0	2	22.43	22.36	22.37

Any report having not been signed by authorized approver, or having been altered without authorization, or having not been stamped by the "Dedicated Testing/Inspection Stamp" is deemed to be invalid. Copying or excerpting portion of, or altering the content of the report is not permitted without the written authorization of AGC. The test results presented in the report apply only to the tested sample. Any objections to report issued by AGC should be submitted to AGC within 15days after the issuance of the test report. Further enquiry of validity or verification of the test report should be addressed to AGC by agc01@agccert.com.



Conducted Power of LTE Band 12(dBm)							
Bandwidth	Modulation	RB size	RB offset	Target MPR	Channel	Channel	Channel
					23035	23095	23155
5MHz	QPSK	1	0	0	24.37	24.39	24.33
			13	0	24.43	24.46	24.44
			24	0	24.44	24.34	24.38
		12	0	1	23.44	23.50	23.54
			6	1	23.46	23.44	23.52
			13	1	23.47	23.51	23.31
		25	0	1	23.45	23.50	23.54
	16QAM	1	0	1	23.32	23.56	23.33
			13	1	23.45	23.60	23.41
			24	1	23.42	23.44	23.33
		12	0	2	22.37	22.50	22.60
			6	2	22.41	22.53	22.56
			13	2	22.43	22.58	22.41
		25	0	2	22.50	22.50	22.55
Bandwidth	Modulation	RB size	RB offset	Target MPR	Channel	Channel	Channel
					23060	23095	23130
10MHz	QPSK	1	0	0	24.39	24.45	24.47
			25	0	<b>24.66</b>	24.59	24.49
			49	0	24.44	24.46	24.44
		25	0	1	23.49	23.54	23.55
			13	1	23.53	23.53	23.54
			25	1	23.69	23.58	23.42
		50	0	1	23.58	23.56	23.46
	16QAM	1	0	1	23.45	23.32	23.26
			25	1	23.76	23.43	23.20
			49	1	23.51	23.32	23.29
		25	0	2	22.57	22.64	22.61
			13	2	22.55	22.62	22.58
			25	2	22.62	22.58	22.50
		50	0	2	22.62	22.58	22.54

Any report having not been signed by authorized approver, or having been altered without authorization, or having not been stamped by the "Dedicated Testing/Inspection Stamp" is deemed to be invalid. Copying or excerpting portion of, or altering the content of the report is not permitted without the written authorization of AGC. The test results presented in the report apply only to the tested sample. Any objections to report issued by AGC should be submitted to AGC within 15days after the issuance of the test report. Further enquiry of validity or verification of the test report should be addressed to AGC by agc01@agccert.com.

Conducted Power of LTE Band 17(dBm)							
Bandwidth	Modulation	RB size	RB offset	Target MPR	Channel	Channel	Channel
					23755	23790	23825
5MHz	QPSK	1	0	0	24.50	24.43	24.48
			13	0	24.67	24.54	24.66
			24	0	24.44	24.41	24.50
		12	0	1	23.53	23.49	23.57
			6	1	23.53	23.54	23.58
			13	1	23.60	23.51	23.49
		25	0	1	23.59	23.59	23.58
	16QAM	1	0	1	23.51	23.54	23.36
			13	1	23.57	23.61	23.54
			24	1	23.44	23.50	23.41
		12	0	2	22.56	22.58	22.65
			6	2	22.61	22.60	22.64
			13	2	22.61	22.58	22.52
		25	0	2	22.63	22.57	22.67
Bandwidth	Modulation	RB size	RB offset	Target MPR	Channel	Channel	Channel
					23780	23790	23800
10MHz	QPSK	1	0	0	24.51	24.57	24.53
			25	0	24.69	<b>24.77</b>	24.62
			49	0	24.53	24.62	24.58
		25	0	1	23.55	23.58	23.59
			13	1	23.59	23.59	23.60
			25	1	23.59	23.56	23.50
		50	0	1	23.59	23.56	23.61
	16QAM	1	0	1	23.58	23.42	23.36
			25	1	23.64	23.54	23.43
			49	1	23.54	23.44	23.33
		25	0	2	22.57	22.65	22.62
			13	2	22.59	22.66	22.65
			25	2	22.62	22.62	22.62
		50	0	2	22.60	22.58	22.63

Any report having not been signed by authorized approver, or having been altered without authorization, or having not been stamped by the "Dedicated Testing/Inspection Stamp" is deemed to be invalid. Copying or excerpting portion of, or altering the content of the report is not permitted without the written authorization of AGC. The test results presented in the report apply only to the tested sample. Any objections to report issued by AGC should be submitted to AGC within 15days after the issuance of the test report. Further enquiry of validity or verification of the test report should be addressed to AGC by agc01@agccert.com.

Conducted Power of LTE Band 25(dBm)							
Bandwidth	Modulation	RB size	RB offset	Target MPR	Channel	Channel	Channel
					26047	26365	26683
1.4MHz	QPSK	1	0	0	22.73	22.75	23.11
			2	0	22.87	22.88	<b>23.25</b>
			5	0	22.69	22.75	23.08
		3	0	0	22.78	22.88	23.09
			1	0	22.75	22.86	23.10
			3	0	22.82	22.87	23.08
		6	0	1	21.80	21.85	22.17
	16QAM	1	0	1	21.54	21.71	21.91
			2	1	21.66	21.86	21.99
			5	1	21.55	21.68	21.88
		3	0	1	21.56	21.68	21.85
			1	1	21.56	21.66	21.86
			3	1	21.50	21.67	21.82
		6	0	2	20.75	20.84	21.09
Bandwidth	Modulation	RB size	RB offset	Target MPR	Channel	Channel	Channel
					26055	26365	26675
3MHz	QPSK	1	0	0	22.84	22.75	23.01
			8	0	22.81	22.76	23.04
			14	0	22.84	22.83	23.00
		8	0	1	21.82	21.82	22.05
			4	1	21.85	21.80	22.02
			7	1	21.83	21.78	22.04
		15	0	1	21.82	21.78	21.96
	16QAM	1	0	1	21.83	21.78	21.99
			8	1	21.77	21.82	21.96
			14	1	21.79	21.82	21.93
		8	0	2	20.83	20.81	20.98
			4	2	20.84	20.83	20.99
			7	2	20.80	20.79	20.97
		15	0	2	20.82	20.78	21.01

Any report having not been signed by authorized approver, or having been altered without authorization, or having not been stamped by the "Dedicated Testing/Inspection Stamp" is deemed to be invalid. Copying or excerpting portion of, or altering the content of the report is not permitted without the written authorization of AGC. The test results presented in the report apply only to the tested sample. Any objections to report issued by AGC should be submitted to AGC within 15days after the issuance of the test report. Further enquiry of validity or verification of the test report should be addressed to AGC by agc01@agccert.com.

Conducted Power of LTE Band 25(dBm)							
Bandwidth	Modulation	RB size	RB offset	Target MPR	Channel	Channel	Channel
					26065	26365	26665
5MHz	QPSK	1	0	0	22.83	22.71	22.99
			12	0	22.93	22.92	23.10
			24	0	22.82	22.77	22.95
		12	0	1	21.86	21.86	22.00
			6	1	21.84	21.87	22.02
			13	1	21.80	21.75	21.92
		25	0	1	21.84	21.78	21.97
	16QAM	1	0	1	21.69	21.68	21.88
			12	1	21.88	21.80	22.01
			24	1	21.71	21.73	21.81
		12	0	2	20.83	20.81	20.93
			6	2	20.83	20.80	20.94
			13	2	20.80	20.72	20.89
		25	0	2	20.85	20.85	20.96
Bandwidth	Modulation	RB size	RB offset	Target MPR	Channel	Channel	Channel
					26090	26365	26640
10MHz	QPSK	1	0	0	22.84	22.79	22.99
			24	0	22.98	22.93	23.13
			49	0	22.76	22.79	22.95
		25	0	1	21.99	21.88	22.18
			12	1	21.96	21.94	22.14
			25	1	21.81	21.83	22.05
		50	0	1	21.90	21.86	22.09
	16QAM	1	0	1	21.83	21.79	22.03
			24	1	21.97	21.97	22.08
			49	1	21.80	21.88	21.93
		25	0	2	20.97	20.90	21.14
			12	2	20.93	20.91	21.20
			25	2	20.83	20.81	21.03
		50	0	2	20.89	20.86	21.14

Any report having not been signed by authorized approver, or having been altered without authorization, or having not been stamped by the "Dedicated Testing/Inspection Stamp" is deemed to be invalid. Copying or excerpting portion of, or altering the content of the report is not permitted without the written authorization of AGC. The test results presented in the report apply only to the tested sample. Any objections to report issued by AGC should be submitted to AGC within 15days after the issuance of the test report. Further enquiry of validity or verification of the test report should be addressed to AGC by agc01@agccert.com.

Conducted Power of LTE Band 25(dBm)							
Bandwidth	Modulation	RB size	RB offset	Target MPR	Channel	Channel	Channel
					26115	26365	26615
15MHz	QPSK	1	0	0	22.84	22.73	22.92
			38	0	22.80	22.85	23.02
			74	0	22.71	22.76	22.99
		38	0	1	21.90	21.88	22.14
			18	1	21.88	21.90	22.17
			37	1	21.90	21.89	22.14
		75	0	1	21.93	21.92	22.15
	16QAM	1	0	1	21.79	21.79	21.92
			38	1	21.87	21.88	22.11
			74	1	21.75	21.84	21.90
		38	0	2	21.90	21.93	22.13
			18	2	21.87	21.89	22.13
			37	2	21.85	21.88	22.14
		75	0	2	20.87	20.85	21.13
Bandwidth	Modulation	RB size	RB offset	Target MPR	Channel	Channel	Channel
					26140	26365	26590
20MHz	QPSK	1	0	0	22.75	22.63	22.78
			49	0	22.98	22.96	23.13
			99	0	22.58	22.73	22.87
		50	0	1	21.98	21.92	22.00
			25	1	22.00	21.91	21.99
			49	1	21.94	21.80	21.94
		100	0	1	21.97	21.89	22.05
	16QAM	1	0	1	21.59	21.50	21.66
			49	1	21.94	21.76	22.01
			99	1	21.49	21.60	21.68
		50	0	2	21.03	20.92	21.00
			25	2	20.97	20.96	21.00
			49	2	21.00	20.84	20.95
		100	0	2	20.94	20.87	20.97

Any report having not been signed by authorized approver, or having been altered without authorization, or having not been stamped by the "Dedicated Testing/Inspection Stamp" is deemed to be invalid. Copying or excerpting portion of, or altering the content of the report is not permitted without the written authorization of AGC. The test results presented in the report apply only to the tested sample. Any objections to report issued by AGC should be submitted to AGC within 15days after the issuance of the test report. Further enquiry of validity or verification of the test report should be addressed to AGC by agc01@agccert.com.

Conducted Power of LTE Band 26A(dBm)							
Bandwidth	Modulation	RB size	RB offset	Target MPR	Channel	Channel	Channel
					26797	26915	27033
1.4MHz	QPSK	1	0	0	24.25	22.80	23.01
			2	0	24.42	23.09	23.16
			5	0	24.28	22.87	22.97
		3	0	0	24.41	22.99	23.06
			1	0	24.46	23.02	23.07
			3	0	24.38	23.01	23.04
		6	0	1	23.41	21.90	22.09
	16QAM	1	0	1	23.23	21.82	21.82
			2	1	23.43	21.96	21.96
			5	1	23.24	21.77	21.84
		3	0	1	23.21	21.78	21.84
			1	1	23.23	21.79	21.87
			3	1	23.22	21.80	21.83
		6	0	2	22.41	20.94	21.06
Bandwidth	Modulation	RB size	RB offset	Target MPR	Channel	Channel	Channel
					26805	26915	27025
3MHz	QPSK	1	0	0	24.39	22.95	23.11
			8	0	24.36	22.87	22.99
			14	0	24.44	22.91	23.05
		8	0	1	23.39	21.93	22.05
			4	1	23.37	21.94	22.08
			7	1	23.39	21.92	22.06
		15	0	1	23.41	21.91	22.00
	16QAM	1	0	1	23.43	22.03	22.11
			8	1	23.36	21.95	22.04
			14	1	23.41	21.95	22.02
		8	0	2	22.37	20.99	21.08
			4	2	22.41	21.00	21.07
			7	2	22.38	20.94	21.03
		15	0	2	22.39	20.94	20.99

Any report having not been signed by authorized approver, or having been altered without authorization, or having not been stamped by the "Dedicated Testing/Inspection Stamp" is deemed to be invalid. Copying or excerpting portion of, or altering the content of the report is not permitted without the written authorization of AGC. The test results presented in the report apply only to the tested sample. Any objections to report issued by AGC should be submitted to AGC within 15days after the issuance of the test report. Further enquiry of validity or verification of the test report should be addressed to AGC by agc01@agccert.com.



Conducted Power of LTE Band 26A(dBm)							
Bandwidth	Modulation	RB size	RB offset	Target MPR	Channel	Channel	Channel
					26815	26915	27015
5MHz	QPSK	1	0	0	24.38	22.97	23.08
			12	0	<b>24.52</b>	23.05	23.14
			24	0	24.42	22.90	23.05
		12	0	1	23.41	21.89	22.02
			6	1	23.43	21.97	22.04
			13	1	23.41	21.96	22.01
		25	0	1	23.48	21.97	22.07
	16QAM	1	0	1	23.33	21.85	22.01
			12	1	23.43	22.01	22.09
			24	1	23.43	21.87	21.90
		12	0	2	22.45	20.91	21.00
			6	2	22.39	20.94	21.05
			13	2	22.41	20.93	20.95
		25	0	2	22.48	20.99	21.09
Bandwidth	Modulation	RB size	RB offset	Target MPR	Channel	Channel	Channel
					26840	26915	26990
10MHz	QPSK	1	0	0	24.45	23.00	23.01
			24	0	24.52	23.05	23.20
			49	0	24.52	22.92	23.04
		25	0	1	23.59	22.02	22.22
			12	1	23.63	22.02	22.21
			25	1	23.57	21.97	22.12
		50	0	1	23.63	21.99	22.15
	16QAM	1	0	1	23.42	22.04	22.01
			24	1	23.69	22.09	22.17
			49	1	23.52	21.96	22.03
		25	0	2	22.64	21.03	21.22
			12	2	22.64	21.05	21.19
			25	2	22.58	20.99	21.15
		50	0	2	22.60	20.96	21.18

Any report having not been signed by authorized approver, or having been altered without authorization, or having not been stamped by the "Dedicated Testing/Inspection Stamp" is deemed to be invalid. Copying or excerpting portion of, or altering the content of the report is not permitted without the written authorization of AGC. The test results presented in the report apply only to the tested sample. Any objections to report issued by AGC should be submitted to AGC within 15days after the issuance of the test report. Further enquiry of validity or verification of the test report should be addressed to AGC by agc01@agccert.com.

Conducted Power of LTE Band 26A(dBm)							
Bandwidth	Modulation	RB size	RB offset	Target MPR	Channel	Channel	Channel
					26865	26915	26965
15MHz	QPSK	1	0	0	22.84	22.89	23.02
			38	0	22.92	23.01	22.99
			74	0	22.82	22.90	22.94
		38	0	1	22.02	21.96	22.11
			18	1	22.03	21.96	22.10
			37	1	21.99	22.02	22.14
		75	0	1	22.01	21.96	22.11
	16QAM	1	0	1	21.85	21.96	21.97
			38	1	21.97	22.05	22.09
			74	1	21.80	21.95	21.91
		38	0	2	22.02	21.96	22.10
			18	2	22.02	21.95	22.10
			37	2	22.03	21.95	22.14
		75	0	2	20.96	20.92	21.06

Any report having not been signed by authorized approver, or having been altered without authorization, or having not been stamped by the "Dedicated Testing/Inspection Stamp" is deemed to be invalid. Copying or excerpting portion of, or altering the content of the report is not permitted without the written authorization of AGC. The test results presented in the report apply only to the tested sample. Any objections to report issued by AGC should be submitted to AGC within 15days after the issuance of the test report. Further enquiry of validity or verification of the test report should be addressed to AGC by agc01@agccert.com.

Conducted Power of LTE Band 26B(dBm)							
Bandwidth	Modulation	RB size	RB offset	Target MPR	Channel	Channel	Channel
					26697	26740	26783
1.4MHz	QPSK	1	0	0	24.11	24.18	24.34
			2	0	24.24	24.34	24.48
			5	0	24.12	24.14	24.37
		3	0	0	24.27	24.33	24.43
			1	0	24.25	24.38	24.46
			3	0	24.23	24.36	24.47
		6	0	1	23.16	23.28	23.39
	16QAM	1	0	1	23.05	23.13	23.17
			2	1	23.16	23.30	23.30
			5	1	23.04	23.15	23.14
		3	0	1	23.06	23.15	23.23
			1	1	23.00	23.14	23.23
			3	1	23.02	23.12	23.24
		6	0	2	22.18	22.33	22.24
Bandwidth	Modulation	RB size	RB offset	Target MPR	Channel	Channel	Channel
					26705	26740	26775
3MHz	QPSK	1	0	0	24.25	24.24	24.33
			8	0	24.21	24.30	24.33
			14	0	24.23	24.30	24.40
		8	0	1	23.19	23.23	23.32
			4	1	23.20	23.27	23.31
			7	1	23.22	23.32	23.31
		15	0	1	23.20	23.25	23.30
	16QAM	1	0	1	23.28	23.33	23.29
			8	1	23.23	23.29	23.20
			14	1	23.28	23.33	23.19
		8	0	2	22.28	22.27	22.31
			4	2	22.28	22.31	22.32
			7	2	22.27	22.32	22.26
		15	0	2	22.23	22.34	22.22

Any report having not been signed by authorized approver, or having been altered without authorization, or having not been stamped by the "Dedicated Testing/Inspection Stamp" is deemed to be invalid. Copying or excerpting portion of, or altering the content of the report is not permitted without the written authorization of AGC. The test results presented in the report apply only to the tested sample. Any objections to report issued by AGC should be submitted to AGC within 15days after the issuance of the test report. Further enquiry of validity or verification of the test report should be addressed to AGC by agc01@agccert.com.

Conducted Power of LTE Band 26B(dBm)							
Bandwidth	Modulation	RB size	RB offset	Target MPR	Channel	Channel	Channel
					26715	26740	26765
5MHz	QPSK	1	0	0	24.22	24.21	24.28
			12	0	24.36	24.37	24.33
			24	0	24.23	24.21	24.25
		12	0	1	23.26	23.21	23.24
			6	1	23.23	23.25	23.28
			13	1	23.26	23.30	23.26
		25	0	1	23.29	23.36	23.33
	16QAM	1	0	1	23.14	23.19	23.37
			12	1	23.28	23.28	23.43
			24	1	23.24	23.26	23.36
		12	0	2	22.22	22.23	22.32
			6	2	22.24	22.28	22.34
			13	2	22.29	22.29	22.32
		25	0	2	22.33	22.38	22.31
Bandwidth	Modulation	RB size	RB offset	Target MPR	Channel		
					26740		
10MHz	QPSK	1	0	0	24.31		
			24	0	24.48		
			49	0	24.32		
		25	0	1	23.32		
			12	1	23.32		
			25	1	23.42		
		50	0	1	23.33		
	16QAM	1	0	1	23.33		
			24	1	23.44		
			49	1	23.32		
		25	0	2	22.34		
			12	2	22.32		
			25	2	22.41		
		50	0	2	22.39		

Any report having not been signed by authorized approver, or having been altered without authorization, or having not been stamped by the "Dedicated Testing/Inspection Stamp" is deemed to be invalid. Copying or excerpting portion of, or altering the content of the report is not permitted without the written authorization of AGC. The test results presented in the report apply only to the tested sample. Any objections to report issued by AGC should be submitted to AGC within 15days after the issuance of the test report. Further enquiry of validity or verification of the test report should be addressed to AGC by agc01@agccert.com.

Conducted Power of LTE Band 38 (dBm)							
Bandwidth	Modulation	RB size	RB offset	Target MPR	Channel	Channel	Channel
					37775	38000	38225
5MHz	QPSK	1	0	0	21.23	21.88	22.42
			12	0	21.41	22.05	22.57
			24	0	21.38	21.98	22.54
		12	0	1	20.31	20.95	21.49
			6	1	20.30	20.91	21.49
			13	1	20.41	21.03	21.53
		25	0	1	20.36	21.00	21.58
	16QAM	1	0	1	20.52	21.18	21.73
			12	1	20.72	21.35	21.91
			24	1	20.68	21.31	21.84
		12	0	2	19.18	19.86	20.45
			6	2	19.28	19.90	20.45
			13	2	19.35	19.94	20.51
		25	0	2	19.37	19.95	20.52
Bandwidth	Modulation	RB size	RB offset	Target MPR	Channel	Channel	Channel
					37800	38000	38200
10MHz	QPSK	1	0	0	21.35	22.05	22.51
			24	0	21.74	22.29	<b>22.74</b>
			49	0	21.68	22.20	22.69
		25	0	1	20.40	20.97	21.50
			12	1	20.40	21.11	21.50
			25	1	20.68	21.09	21.69
		50	0	1	20.55	21.05	21.54
	16QAM	1	0	1	20.55	21.19	21.62
			24	1	20.89	21.46	21.90
			49	1	20.79	21.35	21.84
		25	0	2	19.45	20.07	20.47
			12	2	19.46	20.03	20.53
			25	2	19.69	20.15	20.73
		50	0	2	19.51	20.00	20.54

Any report having not been signed by authorized approver, or having been altered without authorization, or having not been stamped by the "Dedicated Testing/Inspection Stamp" is deemed to be invalid. Copying or excerpting portion of, or altering the content of the report is not permitted without the written authorization of AGC. The test results presented in the report apply only to the tested sample. Any objections to report issued by AGC should be submitted to AGC within 15days after the issuance of the test report. Further enquiry of validity or verification of the test report should be addressed to AGC by agc01@agccert.com.

### Conducted Power of LTE Band 38 (dBm)

Bandwidth	Modulation	RB size	RB offset	Target MPR	Channel	Channel	Channel
					37825	38000	38175
15MHz	QPSK	1	0	0	21.32	21.90	22.34
			38	0	21.66	22.13	22.54
			74	0	21.76	22.22	22.65
		37	0	1	20.64	21.09	21.61
			18	1	20.68	21.14	21.59
			37	1	20.66	21.10	21.58
		75	0	1	20.67	21.15	21.58
	16QAM	1	0	1	20.47	21.09	21.45
			38	1	20.85	21.26	21.68
			74	1	20.92	21.33	21.74
		37	0	2	20.67	21.12	21.59
			18	2	20.67	21.15	21.61
			37	2	20.63	21.11	21.57
		75	0	2	19.63	20.13	20.58
Bandwidth	Modulation	RB size	RB offset	Target MPR	Channel	Channel	Channel
					37850	38000	38150
20MHz	QPSK	1	0	0	21.22	21.74	22.08
			49	0	21.90	22.31	22.65
			99	0	21.76	22.12	22.50
		50	0	1	20.50	20.97	21.29
			25	1	20.45	20.95	21.33
			49	1	20.87	21.21	21.58
		100	0	1	20.67	21.11	21.44
	16QAM	1	0	1	20.23	20.72	21.08
			49	1	20.89	21.26	21.61
			99	1	20.75	21.09	21.47
		50	0	2	19.50	19.95	20.31
			25	2	19.48	19.95	20.31
			49	2	19.87	20.20	20.54
		100	0	2	19.64	20.05	20.41

Any report having not been signed by authorized approver, or having been altered without authorization, or having not been stamped by the "Dedicated Testing/Inspection Stamp" is deemed to be invalid. Copying or excerpting portion of, or altering the content of the report is not permitted without the written authorization of AGC. The test results presented in the report apply only to the tested sample. Any objections to report issued by AGC should be submitted to AGC within 15days after the issuance of the test report. Further enquiry of validity or verification of the test report should be addressed to AGC by agc01@agccert.com.

Conducted Power of LTE Band 41(dBm)							
Bandwidth	Modulation	RB size	RB offset	Target MPR	Channel	Channel	Channel
					39675	40620	41565
5MHz	QPSK	1	0	0	20.68	21.86	22.82
			12	0	20.89	22.09	22.99
			24	0	20.70	21.98	22.84
		12	0	1	19.77	21.00	21.98
			6	1	19.81	20.96	21.97
			13	1	19.76	21.05	21.91
		25	0	1	19.81	20.98	22.00
	16QAM	1	0	1	20.02	21.16	22.15
			12	1	20.20	21.40	22.32
			24	1	20.03	21.28	22.17
		12	0	2	18.80	19.92	20.87
			6	2	18.77	19.89	20.81
			13	2	18.69	19.93	20.86
		25	0	2	18.79	19.96	20.94
Bandwidth	Modulation	RB size	RB offset	Target MPR	Channel	Channel	Channel
					39700	40620	41540
10MHz	QPSK	1	0	0	20.91	22.04	23.04
			24	0	21.12	22.30	23.21
			49	0	20.89	22.20	22.97
		25	0	1	19.94	21.06	22.09
			12	1	19.89	21.05	22.05
			25	1	19.83	21.09	22.04
		50	0	1	19.91	21.07	22.02
	16QAM	1	0	1	20.05	21.18	22.14
			24	1	20.25	21.44	22.39
			49	1	20.03	21.36	22.12
		25	0	2	18.99	20.02	21.09
			12	2	18.99	20.05	21.07
			25	2	18.89	20.18	21.04
		50	0	2	18.87	20.04	20.99

Any report having not been signed by authorized approver, or having been altered without authorization, or having not been stamped by the "Dedicated Testing/Inspection Stamp" is deemed to be invalid. Copying or excerpting portion of, or altering the content of the report is not permitted without the written authorization of AGC. The test results presented in the report apply only to the tested sample. Any objections to report issued by AGC should be submitted to AGC within 15days after the issuance of the test report. Further enquiry of validity or verification of the test report should be addressed to AGC by agc01@agccert.com.



Conducted Power of LTE Band 41(dBm)							
Bandwidth	Modulation	RB size	RB offset	Target MPR	Channel	Channel	Channel
					39725	40620	41515
15MHz	QPSK	1	0	0	20.85	21.92	22.97
			37	0	20.93	22.14	23.02
			74	0	20.87	22.24	22.92
		37	0	1	19.96	21.14	22.07
			19	1	19.96	21.13	22.06
			38	1	19.95	21.14	22.07
		75	0	1	19.99	21.13	22.07
	16QAM	1	0	1	20.01	21.06	22.13
			37	1	20.10	21.33	22.22
			74	1	20.03	21.33	22.08
		37	0	2	19.93	21.12	22.08
			19	2	19.94	21.11	22.05
			38	2	19.95	21.14	22.06
		75	0	2	18.95	20.13	21.05
Bandwidth	Modulation	RB size	RB offset	Target MPR	Channel	Channel	Channel
					39750	40620	41490
20MHz	QPSK	1	0	0	20.71	21.74	22.83
			49	0	21.10	22.30	23.18
			99	0	20.84	22.12	22.83
		50	0	1	19.94	20.96	22.04
			25	1	19.94	20.95	22.08
			50	1	19.90	21.16	21.96
		100	0	1	19.93	21.09	22.03
	16QAM	1	0	1	19.72	20.71	21.78
			49	1	20.06	21.29	22.22
			99	1	19.84	21.10	21.83
		50	0	2	18.96	19.97	21.04
			25	2	18.94	19.93	21.03
			50	2	18.91	20.19	20.98
		100	0	2	18.94	20.05	20.97

Any report having not been signed by authorized approver, or having been altered without authorization, or having not been stamped by the "Dedicated Testing/Inspection Stamp" is deemed to be invalid. Copying or excerpting portion of, or altering the content of the report is not permitted without the written authorization of AGC. The test results presented in the report apply only to the tested sample. Any objections to report issued by AGC should be submitted to AGC within 15days after the issuance of the test report. Further enquiry of validity or verification of the test report should be addressed to AGC by agc01@agccert.com.

The following tests were conducted according to the test requirements outlined in section 6.2 of the 3GPP TS36.101 specification.

UE Power Class: 3 (23 +/- 2dBm). The allowed Maximum Power Reduction (MPR) for the maximum output power due to higher order modulation and transmit bandwidth configuration (resource blocks) is specified in Table 6.2.3.3-1 of the 3GPP TS36.101.

**Table 6.2.3.3-1 Maximum Power Reduction (MPR) for Power class3**

Modulation	Maximum Power Reduction (MPR) for Power[RB]						MPR(dB)
	1.4MHz	3MHz	5MHz	10MHz	15MHz	20MHz	
QPSK	> 5	> 4	> 8	> 12	> 16	> 18	≤ 1
16QAM	≤ 5	≤ 4	≤ 8	≤ 12	≤ 16	≤ 18	≤ 1
16QAM	> 5	> 4	> 8	> 12	> 16	> 18	≤ 2

The allowed A-MPR values specified below in Table 6.2.4.3-1 of 3GPP TS36.101 are in addition to the allowed MPR requirements. All the measurements below were performed with A-MPR disabled, by using Network Signaling Value of "NS\_01".3

Any report having not been signed by authorized approver, or having been altered without authorization, or having not been stamped by the "Dedicated Testing/Inspection Stamp" is deemed to be invalid. Copying or excerpting portion of, or altering the content of the report is not permitted without the written authorization of AGC. The test results presented in the report apply only to the tested sample. Any objections to report issued by AGC should be submitted to AGC within 15days after the issuance of the test report. Further enquiry of validity or verification of the test report should be addressed to AGC by agc01@agccert.com.

Attestation of Global Compliance(Shenzhen)Co., Ltd  
Attestation of Global Compliance(Shenzhen)Std & Tech Co., Ltd  
Tel: +86-755 2523 4088 E-mail: agc@agccert.com Web: http://www.agccert.com/

**Table 6.2.4.3-1: Additional Maximum Power Reduction (A-MPR) / Spectrum Emission requirements**

Network Signaling value	Requirements (sub-clause)	E-UTRA Band	Channel bandwidth (MHz)	Resources Blocks ( $N_{RB}$ )	A-MPR (dB)
NS_01	6.6.2.1.1	Table 5.2-1	1.4,3,5,10,15,20	Table 5.4.2-1	N/A
NS_03	6.6.2.2.3.1	2,4,10, 23, 25,35,36	3	>5	$\leq 1$
			5	>6	$\leq 1$
			10	>6	$\leq 1$
			15	>8	$\leq 1$
			20	>10	$\leq 1$
NS_04	6.6.2.2.3.2	41	5	>6	$\leq 1$
			10, 15, 20	Table 6.2.4.3-4	
NS_05	6.6.3.3.3.1	1	10,15,20	$\geq 50$	$\leq 1$
NS_06	6.6.2.2.3.3	12, 13, 14, 17	1.4, 3, 5, 10	Table 5.4.2-1	N/A
NS_07	6.6.2.2.3.3 6.6.3.3.3.2	13	10	Table 6.2.4.3-2	Table 6.2.4.3-2
NS_08	6.6.3.3.3.3	19	10, 15	> 44	$\leq 3$
NS_09	6.6.3.3.3.4	21	10, 15	> 40	$\leq 1$
				> 55	$\leq 2$
NS_10		20	15, 20	Table 6.2.4.3-3	Table 6.2.4.3-3
NS_11	6.6.2.2.1 6.6.3.3.13	231	1.4, 3, 5, 10,15,20	Table 6.2.4.3-5	Table 6.2.4.3-5
NS_12	6.6.3.3.5	26	1.4, 3, 5	Table 6.2.4.3-6	Table 6.2.4.3-6
NS_13	6.6.3.3.6	26	5	Table 6.2.4.3-7	Table 6.2.4.3-7
NS_14	6.6.3.3.7	26	10, 15	Table 6.2.4.3-8	Table 6.2.4.3-8
NS_15	6.6.3.3.8	26	1.4, 3, 5, 10, 15	Table 6.2.4.3-9 Table 6.2.4.3-10	Table 6.2.4.3-9, Table 6.2.4.3-10
NS_16	6.6.3.3.9	27	3, 5, 10	Table 6.2.4.3-11, Table 6.2.4.3-12, Table 6.2.4.3-13	
NS_17	6.6.3.3.10 6.6.3.3.11	28	5, 10	Table 5.4.2-1	N/A
		28	5	$\geq 2$	$\leq 1$
NS_18			10, 15, 20	$\geq 1$	$\leq 4$
NS_19			10, 15, 20	Table 6.2.4.3-15	Table 6.2.4.3-15
NS_20			5, 10, 15, 20	Table 6.2.4.3-14	Table 6.2.4.3-14
...					
NS_20	-	-	-	-	-

Any report having not been signed by authorized approver, or having been altered without authorization, or having not been stamped by the "Dedicated Testing/Inspection Stamp" is deemed to be invalid. Copying or excerpting portion of, or altering the content of the report is not permitted without the written authorization of AGC. The test results presented in the report apply only to the tested sample. Any objections to report issued by AGC should be submitted to AGC within 15days after the issuance of the test report. Further enquiry of validity or verification of the test report should be addressed to AGC by agc01@agccert.com.

**WIFI**

Mode	Data Rate (Mbps)	Channel	Frequency(MHz)	Avg. Burst Power(dBm)
802.11b	1	01	2412	<b>16.11</b>
		06	2437	15.56
		11	2462	15.43
802.11g	6	01	2412	15.32
		06	2437	14.93
		11	2462	14.55
802.11n(20)	6.5	01	2412	13.91
		06	2437	13.47
		11	2462	13.34
802.11n(40)	13.5	03	2422	12.42
		06	2437	11.07
		09	2452	10.82

**Bluetooth\_V5.0(BR/EDR)**

Modulation	Channel	Frequency(MHz)	Peak Power (dBm)
GFSK	0	2402	8.881
	39	2441	8.542
	78	2480	<b>9.001</b>
$\pi$ /4-DQPSK	0	2402	8.285
	39	2441	7.860
	78	2480	8.309
8-DPSK	0	2402	8.316,
	39	2441	7.874
	78	2480	8.311

**Bluetooth\_V5.0(BLE)**

Modulation	Channel	Frequency(MHz)	Peak Power (dBm)
GFSK_1Mbps	0	2402	<b>-3.183</b>
	19	2440	-3.746
	39	2480	-4.169
GFSK_2Mbps	0	2402	<b>-3.296</b>
	19	2440	-3.855
	39	2480	-4.264

Any report having not been signed by authorized approver, or having been altered without authorization, or having not been stamped by the "Dedicated Testing/Inspection Stamp" is deemed to be invalid. Copying or excerpting portion of, or altering the content of the report is not permitted without the written authorization of AGC. The test results presented in the report apply only to the tested sample. Any objections to report issued by AGC should be submitted to AGC within 15days after the issuance of the test report. Further enquiry of validity or verification of the test report should be addressed to AGC by agc01@agccert.com.

# 5GHz WIFI

Mode	channel	Frequency	Power(dBm)							
			Data Rate(bps)							
			6M	9M	12M	18M	24M	36M	48M	54M
802.11a	36	5180	11.12	10.97	10.90	10.82	10.66	10.57	10.45	10.37
	40	5200	11.72	11.59	11.46	11.45	11.29	11.20	11.03	10.94
	44	5220	11.95	11.85	11.67	11.68	11.53	11.38	11.27	11.22
	48	5240	<b>12.80</b>	12.68	12.53	12.44	12.36	12.27	12.17	12.03
	52	5260	<b>13.77</b>	13.68	13.54	13.47	13.33	13.22	13.10	13.06
	56	5280	13.42	13.32	13.20	13.04	12.96	12.90	12.74	12.65
	60	5300	13.14	12.98	12.90	12.81	12.67	12.55	12.49	12.38
	64	5320	12.70	12.57	12.49	12.36	12.23	12.13	12.01	11.96
	149	5745	<b>11.47</b>	11.32	11.22	11.14	11.01	10.89	10.79	10.75
	157	5785	10.70	10.58	10.43	10.33	10.30	10.18	10.05	9.99
	165	5825	10.54	10.40	10.31	10.12	10.05	9.97	9.90	9.75
			<b>MCS0</b>	<b>MCS1</b>	<b>MCS2</b>	<b>MCS3</b>	<b>MCS4</b>	<b>MCS5</b>	<b>MCS6</b>	<b>MCS7</b>
802.11n (20)	36	5180	10.36	10.21	10.12	10.05	9.90	9.81	9.67	9.60
	40	5200	10.83	10.70	10.55	10.51	10.40	10.31	10.12	10.10
	44	5220	11.24	11.14	10.99	10.89	10.82	10.67	10.55	10.49
	48	5240	12.05	11.93	11.76	11.71	11.61	11.52	11.44	11.28
	52	5260	12.42	12.33	12.18	12.06	11.98	11.87	11.71	11.70
	56	5280	12.13	12.03	11.94	11.76	11.67	11.61	11.46	11.39
	60	5300	11.94	11.78	11.77	11.61	11.47	11.35	11.25	11.18
	64	5320	11.13	11.00	10.95	10.81	10.66	10.56	10.43	10.38
	149	5745	9.76	9.61	9.54	9.41	9.30	9.18	9.05	9.04
	157	5785	9.52	9.40	9.26	9.13	9.12	9.00	8.82	8.79
	165	5825	9.59	9.45	9.32	9.23	9.10	9.02	8.94	8.84
			<b>MCS0</b>	<b>MCS1</b>	<b>MCS2</b>	<b>MCS3</b>	<b>MCS4</b>	<b>MCS5</b>	<b>MCS6</b>	<b>MCS7</b>
802.11n (40)	38	5190	9.48	9.33	9.26	9.17	9.04	8.93	8.81	8.72
	46	5230	9.89	9.76	9.63	9.57	9.42	9.37	9.20	9.16
	54	5270	10.42	10.32	10.14	10.07	10.05	9.85	9.74	9.67
	62	5310	9.73	9.61	9.46	9.39	9.23	9.20	9.10	8.96
	151	5755	9.83	9.74	9.60	9.47	9.34	9.28	9.16	9.11
	159	5795	9.56	9.46	9.34	9.19	9.11	9.04	8.88	8.82

Any report having not been signed by authorized approver, or having been altered without authorization, or having not been stamped by the "Dedicated Testing/Inspection Stamp" is deemed to be invalid. Copying or excerpting portion of, or altering the content of the report is not permitted without the written authorization of AGC. The test results presented in the report apply only to the tested sample. Any objections to report issued by AGC should be submitted to AGC within 15days after the issuance of the test report. Further enquiry of validity or verification of the test report should be addressed to AGC by agc01@agccert.com.

Mode	channel	Frequency	Power(dBm)							
			Data Rate(bps)							
			MCS0	MCS1	MCS2	MCS3	MCS4	MCS5	MCS6	MCS7
802.11ac (20)	36	5180	10.61	10.46	10.38	10.30	10.15	10.06	9.94	9.84
	40	5200	11.12	10.99	10.85	10.80	10.69	10.60	10.43	10.31
	44	5220	11.75	11.65	11.42	11.40	11.33	11.18	11.07	11.02
	48	5240	12.28	12.16	12.01	11.94	11.84	11.75	11.65	11.55
	52	5260	12.30	12.21	12.04	11.94	11.86	11.75	11.63	11.56
	56	5280	12.23	12.13	12.07	11.86	11.77	11.71	11.55	11.49
	60	5300	12.00	11.84	11.74	11.67	11.53	11.41	11.35	11.25
	64	5320	11.24	11.11	11.05	10.92	10.77	10.67	10.55	10.48
	149	5745	9.90	9.75	9.66	9.55	9.44	9.32	9.22	9.17
	157	5785	9.54	9.42	9.23	9.15	9.14	9.02	8.89	8.82
	165	5825	9.49	9.35	9.25	9.13	9.00	8.92	8.85	8.73
			MCS0	MCS1	MCS2	MCS3	MCS4	MCS5	MCS6	MCS7
802.11ac (40)	38	5190	8.98	8.83	8.76	8.67	8.53	8.43	8.37	8.22
	46	5230	10.06	9.93	9.80	9.74	9.66	9.54	9.34	9.33
	54	5270	10.40	10.30	10.12	10.05	9.92	9.83	9.71	9.65
	62	5310	9.50	9.38	9.23	9.16	9.05	8.97	8.85	8.73
	151	5755	9.86	9.77	9.63	9.50	9.44	9.31	9.14	9.14
	159	5795	9.53	9.43	9.31	9.16	9.07	9.01	8.82	8.79
			MCS0	MCS1	MCS2	MCS3	MCS4	MCS5	MCS6	MCS7
802.11ac (80)	42	5210	9.55	9.40	9.35	9.24	9.09	9.00	8.88	8.73
	58	5290	10.19	10.06	9.92	9.87	9.76	9.67	9.50	9.46
	155	5775	9.70	9.60	9.47	9.35	9.28	9.13	9.02	8.95

Any report having not been signed by authorized approver, or having been altered without authorization, or having not been stamped by the "Dedicated Testing/Inspection Stamp" is deemed to be invalid. Copying or excerpting portion of, or altering the content of the report is not permitted without the written authorization of AGC. The test results presented in the report apply only to the tested sample. Any objections to report issued by AGC should be submitted to AGC within 15days after the issuance of the test report. Further enquiry of validity or verification of the test report should be addressed to AGC by agc01@agccert.com.



## 13. TEST RESULTS

### 13.1. SAR Test Results Summary

#### 13.1.1. Test position and configuration

Body-worn and 3Edges SAR was performed with the device 10mm from the phantom.

#### 13.1.2. Operation Mode

1. Per KDB 447498 D01 v06 ,for each exposure position, if the highest 1-g SAR is  $\leq 0.8$  W/kg, testing for low and high channel is optional.
2. Per KDB 865664 D01 v01r04,for each frequency band, if the measured SAR is  $\geq 0.8$ W/kg, testing for repeated SAR measurement is required , that the highest measured SAR is only to be tested. When the SAR results are near the limit, the following procedures are required for each device to verify these types of SAR measurement related variation concerns by repeating the highest measured SAR configuration in each frequency band.
  - (1) When the original highest measured SAR is  $\geq 0.8$ W/kg, repeat that measurement once.
  - (2) Perform a second repeated measurement only if the ratio of largest to smallest SAR for the original and first repeated measurements is  $>1.20$  or when the original or repeated measurement is  $\geq 1.45$  W/kg.
  - (3) Perform a third repeated measurement only if the original, first and second repeated measurement is  $\geq 1.5$  W/kg and ratio of largest to smallest SAR for the original, first and second measurement is  $\geq 1.20$ .
3. Body-worn exposure conditions are intended to voice call operations, therefore GSM voice call mode is selected to be test.
4. Per KDB 648474 D04 v01r03,when the reported SAR for a body-worn accessory measured without a headset connected to the handset is  $\leq 1.2$ W/kg, SAR testing with a headset connected is not required.
5. Per KDB 248227 D01v02r02,for 2.4GHz 802.11g/n SAR testing is not required when the highest reported SAR for DSSS is adjusted by the ratio of OFDM to DSSS specified maximum output power and the adjusted SAR is  $\leq 1.2$ W/kg.
6. Per KDB 248227 D01 v02r02 Chapter 5.3.4, SAR measurement requirements for the remaining 802.11 transmission mode configurations that have not been tested in the initial test configuration are determined separately for each standalone and aggregated frequency band, in each exposure condition, according to the maximum output power specified for production units. The initial test position procedure is applied to next to the ear, UMPC mini-tablet and hotspot mode configurations. When the same maximum output power is specified for multiple transmission modes, the procedures in 5.3.2 are applied to determine the test configuration. Additional power measurements may be required to determine if SAR measurements are required for subsequent highest output power channels in a subsequent test configuration. The subsequent test configuration and SAR measurement procedures are described in the following.
  - (1) When SAR test exclusion provisions of KDB Publication 447498 D01 are applicable and SAR measurement is not required for the initial test configuration, SAR is also not required for the next highest maximum output power transmission mode subsequent test configuration(s) in that frequency band or aggregated band and exposure configuration.
  - (2) When the highest reported SAR for the initial test configuration (when applicable, include subsequent highest output channels), according to the initial test position or fixed exposure position requirements, is adjusted by the ratio of the subsequent test configuration to initial test configuration specified maximum output power and the adjusted SAR is  $\leq 1.2$  W/kg, SAR is not required for that subsequent test configuration.

Any report having not been signed by authorized approver, or having been altered without authorization, or having not been stamped by the "Dedicated Testing/Inspection Stamp" is deemed to be invalid. Copying or excerpting portion of, or altering the content of the report is not permitted without the written authorization of AGC. The test results presented in the report apply only to the tested sample. Any objections to report issued by AGC should be submitted to AGC within 15days after the issuance of the test report. Further enquiry of validity or verification of the test report should be addressed to AGC by [agc01@agccert.com](mailto:agc01@agccert.com).

Attestation of Global Compliance(Shenzhen)Co., Ltd

Attestation of Global Compliance(Shenzhen)Std & Tech Co., Ltd

Tel: +86-755 2523 4088 E-mail: [agc@agccert.com](mailto:agc@agccert.com) Web: <http://www.agccert.com/>



7. Per KDB 941225 D06 V02r01, When the same wireless mode transmission configurations for voice and data are required for SAR measurements, the more conservative configuration with a smaller separation distance should be tested for the overlapping SAR configurations.
8. Maximum Scaling SAR in order to calculate the Maximum SAR values to test under the standard Peak Power, Calculation method is as follows:  
$$\text{Maximum Scaling SAR} = \text{tested SAR (Max.)} \times [\text{maximum turn-up power (mw)} / \text{maximum measurement output power(mw)}]$$
9. Proximity sensor, just for avoiding the wrong operation in the phone screen when call, and has no influence on output power or SAR result
10. Per KDB 941225 D05v02r05, start with the largest channel bandwidth and measure SAR for QPSK with 1RB allocation using the RB offset and required test channel combination with highest maximum output power for RB offsets at the upper edge, middle and lower edge of each required test channel.
11. Per KDB 941125 D05v02r05, 50% RB allocation for QPSK SAR testing follows 1RB QPSK allocation procedure.
12. Per KDB 941125 D05v02r05. For QPSK with 100% RB allocation. SAR is not required when the highest maximum output power for 100% RB allocation is less than the highest maximum output power in 50% and 1RB allocation and the highest reported SAR is  $>1.45 \text{ W/kg}$ , the remaining required test channels must also be tested.
13. Per KDB 941125 D05v02r05. 16QAM output power for each RB allocation configuration is not 1/2 dB higher than the same configuration in QPSK and the reported SAR for the QPSK configuration is  $\leq 1.45 \text{ W/kg}$ , Per KDB 941225 D05v02r05, 16QAM SAR testing is not required.
14. Per KDB 941125 D05v02r05. Smaller bandwidth output power for each RB allocation configuration is  $>$ not 1/2 dB higher than the same configuration in the largest supported bandwidth, and the reported SAR for the largest supported bandwidth is  $\leq 1.45 \text{ W/kg}$ . Per KDB 941125 D05v02r05, smaller bandwidth SAR testing is not required.

### 13.1.3. Test Result

SAR MEASUREMENT									
Depth of Liquid (cm):>15				Relative Humidity (%): 59.2					
Product: AI POS Terminal									
Test Mode: GSM850 with GMSK modulation									
Position	Mode	Ch.	Fr. (MHz)	Power Drift (<±5%)	SAR (1g) (W/kg)	Max. Tune-up Power (dBm)	Meas. output Power (dBm)	Scaled SAR (W/kg)	Limit (W/kg)
SIM 1 Card									
Body back	voice	190	836.6	-0.14	0.158	31.80	31.73	0.161	1.6
Body front	voice	190	836.6	0.23	0.106	31.80	31.73	0.108	1.6
Body back	GPRS-4 slot	190	836.6	-0.17	0.326	28.60	28.56	0.329	1.6
Body front	GPRS-4 slot	190	836.6	0.20	0.164	28.60	28.56	0.166	1.6
Edge 1 (Top)	GPRS-4 slot	190	836.6	-0.10	0.042	28.60	28.56	0.042	1.6
Edge 2(Right)	GPRS-4 slot	190	836.6	0.25	<b>0.562</b>	28.60	28.56	<b>0.567</b>	1.6

SAR MEASUREMENT									
Depth of Liquid (cm):>15				Relative Humidity (%): 59.9					
Product: AI POS Terminal									
Test Mode: PCS1900 with GMSK modulation									
Position	Mode	Ch.	Fr. (MHz)	Power Drift (<±5%)	SAR (1g) (W/kg)	Max. Tune-up Power (dBm)	Meas. output Power (dBm)	Scaled SAR (W/kg)	Limit (W/kg)
SIM 1 Card									
Body back	voice	661	1880.0	-0.11	0.052	29.40	29.36	0.052	1.6
Body front	voice	661	1880.0	0.23	0.036	29.40	29.36	0.036	1.6
Body back	GPRS-2 slot	661	1880	-0.19	0.104	27.40	27.33	0.106	1.6
Body front	GPRS-2 slot	661	1880.0	-0.05	0.169	27.40	27.33	0.172	1.6
Edge 1 (Top)	GPRS-2 slot	661	1880.0	0.08	0.057	27.40	27.33	0.058	1.6
Edge 2(Right)	GPRS-2 slot	661	1880.0	0.17	<b>0.428</b>	27.40	27.33	<b>0.435</b>	1.6

Note:

- When the 1-g Reported SAR is ≤ 0.8 W/kg, testing for low and high channel is optional. Refer to KDB 447498.
- The test separation for body back, body front and 2 Edges is 10mm of all above table.

Any report having not been signed by authorized approver, or having been altered without authorization, or having not been stamped by the "Dedicated Testing/Inspection Stamp" is deemed to be invalid. Copying or excerpting portion of, or altering the content of the report is not permitted without the written authorization of AGC. The test results presented in the report apply only to the tested sample. Any objections to report issued by AGC should be submitted to AGC within 15days after the issuance of the test report. Further enquiry of validity or verification of the test report should be addressed to AGC by agc01@agccert.com.

Attestation of Global Compliance(Shenzhen)Co., Ltd  
Attestation of Global Compliance(Shenzhen)Std & Tech Co., Ltd  
Tel: +86-755 2523 4088 E-mail: agc@agccert.com Web: http://www.agccert.com/

SAR MEASUREMENT									
Depth of Liquid (cm):>15				Relative Humidity (%): 59.9					
Product: AI POS Terminal									
Test Mode: WCDMA Band II with QPSK modulation									
Position	Mode	Ch.	Fr. (MHz)	Power Drift (<±5%)	SAR (1g) (W/kg)	Max. Tune-up Power (dBm)	Meas. output Power (dBm)	Scaled SAR (W/kg)	Limit (W/kg)
Body back	RMC 12.2kbps	9400	1880	0.14	0.087	22.10	22.01	0.089	1.6
Body front	RMC 12.2kbps	9400	1880	-0.08	0.063	22.10	22.01	0.064	1.6
Edge 1 (Top)	RMC 12.2kbps	9400	1880	-0.05	0.036	22.10	22.01	0.037	1.6
Edge 2(Right)	RMC 12.2kbps	9400	1880	-0.12	<b>0.315</b>	22.10	22.01	<b>0.322</b>	1.6

SAR MEASUREMENT									
Depth of Liquid (cm):>15					Relative Humidity (%): 48.7				
Product: AI POS Terminal									
Test Mode: WCDMA Band IV with QPSK modulation									
Position	Mode	Ch.	Fr. (MHz)	Power Drift (<±5%)	SAR (1g) (W/kg)	Max. Tune-up Power (dBm)	Meas. output Power (dBm)	Scaled SAR (W/kg)	Limit (W/kg)
Body back	RMC 12.2kbps	8662	1732.4	0.09	0.117	21.90	21.86	0.118	1.6
Body front	RMC 12.2kbps	8662	1732.4	-0.15	0.071	21.90	21.86	0.072	1.6
Edge 1 (Top)	RMC 12.2kbps	8662	1732.4	0.12	0.040	21.90	21.86	0.040	1.6
Edge 2(Right)	RMC 12.2kbps	8562	1712.4	-0.24	0.779	22.70	22.61	0.795	1.6
Edge 2(Right)	RMC 12.2kbps	8662	1732.4	-0.26	0.789	21.90	21.86	0.796	1.6
Edge 2(Right)	RMC 12.2kbps	8763	1752.6	-0.21	<b>0.791</b>	22.00	21.92	<b>0.806</b>	1.6

SAR MEASUREMENT									
Depth of Liquid (cm):>15					Relative Humidity (%): 59.2				
Product: AI POS Terminal									
Test Mode: WCDMA Band V with QPSK modulation									
Position	Mode	Ch.	Fr. (MHz)	Power Drift (<±5%)	SAR (1g) (W/kg)	Max. Tune-up Power (dBm)	Meas. output Power (dBm)	Scaled SAR (W/kg)	Limit (W/kg)
Body back	RMC 12.2kbps	4183	836.4	0.16	0.134	21.90	21.87	0.135	1.6
Body front	RMC 12.2kbps	4183	836.4	-0.05	0.087	21.90	21.87	0.088	1.6
Edge 1 (Top)	RMC 12.2kbps	4183	836.4	-0.02	0.023	21.90	21.87	0.023	1.6
Edge 2(Right)	RMC 12.2kbps	4183	836.4	0.13	<b>0.333</b>	21.90	21.87	<b>0.335</b>	1.6

Note:

- When the 1-g Reported SAR is ≤ 0.8 W/kg, testing for low and high channel is optional. Refer to KDB 447498.
- The test separation for body back, body front and 2 Edges is 10mm of all above table.

Any report having not been signed by authorized approver, or having been altered without authorization, or having not been stamped by the "Dedicated Testing/Inspection Stamp" is deemed to be invalid. Copying or excerpting portion of, or altering the content of the report is not permitted without the written authorization of AGC. The test results presented in the report apply only to the tested sample. Any objections to report issued by AGC should be submitted to AGC within 15days after the issuance of the test report. Further enquiry of validity or verification of the test report should be addressed to AGC by agc01@agccert.com.

SAR MEASUREMENT												
Depth of Liquid (cm):>15						Relative Humidity (%): 59.9						
Product: AI POS Terminal												
Test Mode: LTE Band 2												
BM MHz	MOD	Position	Test Mode		Ch.	Freq. (MHz)	Power Drift (<±5%)	SAR (1g) (W/kg)	Max. Tune up Power (dBm)	Meas. output Power (dBm)	Scaled SAR (W/kg)	Limit (W/kg)
			UL RB Allocation	UL RB START								
20	QPSK	Body back	1	0	18900	1880	0.21	0.103	22.60	22.55	0.104	1.6
		Body front	1	0	18900	1880	-0.26	0.078	22.60	22.55	0.079	1.6
		Edge 1 (Top)	1	0	18900	1880	-0.05	0.048	22.60	22.55	0.049	1.6
		Edge 2(Right)	1	0	18900	1880	0.27	<b>0.399</b>	22.60	22.55	<b>0.404</b>	1.6

SAR MEASUREMENT												
Depth of Liquid (cm):>15						Relative Humidity (%): 48.7						
Product: AI POS Terminal												
Test Mode: LTE Band 4												
BM MHz	MOD	Position	Test Mode		Ch.	Freq. (MHz)	Power Drift (<±5%)	SAR (1g) (W/kg)	Max. Tuneup Power (dBm)	Meas. output Power (dBm)	Scaled SAR (W/kg)	Limit (W/kg)
			UL RB Allocation	UL RB START								
20	QPSK	Body back	1	0	20175	1732.5	-0.16	0.113	22.70	22.68	0.114	1.6
		Body front	1	0	20175	1732.5	0.19	0.070	22.70	22.68	0.070	1.6
		Edge 1 (Top)	1	0	20175	1732.5	-0.05	0.059	22.70	22.68	0.059	1.6
		Edge 2(Right)	1	0	20050	1720	0.22	1.143	23.60	23.50	1.170	1.6
		Edge 2(Right)	1	0	20175	1732.5	-0.17	1.150	22.70	22.68	1.155	1.6
		Edge 2(Right)	1	0	20300	1745	-0.19	<b>1.156</b>	22.90	22.81	<b>1.180</b>	1.6

SAR MEASUREMENT												
Depth of Liquid (cm):>15						Relative Humidity (%): 59.2						
Product: AI POS Terminal												
Test Mode: LTE Band 5												
BM MHz	MOD	Position	Test Mode		Ch.	Freq. (MHz)	Power Drift (<±5%)	SAR (1g) (W/kg)	Max. Tuneup Power (dBm)	Meas. output Power (dBm)	Scaled SAR (W/kg)	Limit (W/kg)
			UL RB Allocati on	UL RB START								
10	QPSK	Body back	1	0	20525	836.5	-0.13	0.152	22.60	22.55	0.154	1.6
		Body front	1	0	20525	836.5	0.06	0.092	22.60	22.55	0.093	1.6
		Edge 1 (Top)	1	0	20525	836.5	-0.12	0.026	22.60	22.55	0.026	1.6
		Edge 2(Right)	1	0	20525	836.5	0.08	0.344	22.60	22.55	0.348	1.6

Note:

- When the 1-g Reported SAR is ≤ 0.8 W/kg, testing for low and high channel is optional. Refer to KDB 447498.
- The test separation for body back, body front and 2 Edges is 10mm of all above table.

Any report having not been signed by authorized approver, or having been altered without authorization, or having not been stamped by the "Dedicated Testing/Inspection Stamp" is deemed to be invalid. Copying or excerpting portion of, or altering the content of the report is not permitted without the written authorization of AGC. The test results presented in the report apply only to the tested sample. Any objections to report issued by AGC should be submitted to AGC within 15days after the issuance of the test report. Further enquiry of validity or verification of the test report should be addressed to AGC by agc01@agccert.com.

SAR MEASUREMENT												
Depth of Liquid (cm):>15					Relative Humidity (%): 57.3							
Product: AI POS Terminal												
Test Mode: LTE Band 7												
BM MHz	MOD	Position	Test Mode		Ch.	Freq. (MHz)	Power Drift (<±5%)	SAR (1g) (W/kg)	Max. Tuneup Power (dBm)	Meas. output Power (dBm)	Scaled SAR (W/kg)	Limit (W/kg)
			UL RB Allocation	UL RB START								
20	QPSK	Body back	1	0	21100	2535	0.14	0.610	21.10	21.01	0.623	1.6
		Body front	1	0	21100	2535	-0.21	0.047	21.10	21.01	0.048	1.6
		Edge 1 (Top)	1	0	21100	2535	0.15	0.125	21.10	21.01	0.128	1.6
		Edge 2(Right)	1	0	20850	2510	-0.26	1.103	21.70	21.65	1.116	1.6
		Edge 2(Right)	1	0	21100	2535	0.20	1.126	21.10	21.01	1.150	1.6
		Edge 2(Right)	1	0	21350	2560	-0.22	1.144	20.90	20.85	1.157	1.6

SAR MEASUREMENT												
Depth of Liquid (cm):>15					Relative Humidity (%): 60.2							
Product: AI POS Terminal												
Test Mode: LTE Band 12												
BM MHz	MOD	Position	Test Mode		Ch.	Freq. (MHz)	Power Drift (<±5%)	SAR (1g) (W/kg)	Max. Tuneup Power (dBm)	Meas. output Power (dBm)	Scaled SAR (W/kg)	Limit (W/kg)
			UL RB Allocation	UL RB START								
10	QPSK	Body back	1	0	23095	707.5	-0.09	0.232	24.50	24.45	0.235	1.6
		Body front	1	0	23095	707.5	0.11	0.206	24.50	24.45	0.208	1.6
		Edge 1 (Top)	1	0	23095	707.5	-0.24	0.021	24.50	24.45	0.021	1.6
		Edge 2(Right)	1	0	23095	707.5	-0.17	0.547	24.50	24.45	0.553	1.6

SAR MEASUREMENT												
Depth of Liquid (cm):>15					Relative Humidity (%):60.2							
Product: AI POS Terminal												
Test Mode: LTE Band 17												
BM MHz	MOD	Position	Test Mode		Ch.	Freq. (MHz)	Power Drift (<±5%)	SAR (1g) (W/kg)	Max. Tuneup Power (dBm)	Meas. output Power (dBm)	Scaled SAR (W/kg)	Limit (W/kg)
			UL RB Allocation	UL RB START								
10	QPSK	Body back	1	0	23790	710	0.16	0.235	24.60	24.57	0.237	1.6
		Body front	1	0	23790	710	-0.03	0.214	24.60	24.57	0.215	1.6
		Edge 1 (Top)	1	0	23790	710	-0.11	0.021	24.60	24.57	0.021	1.6
		Edge 2(Right)	1	0	23790	710	0.15	0.573	24.60	24.57	0.577	1.6

Note:

- When the 1-g Reported SAR is  $\leq 0.8$  W/kg, testing for low and high channel is optional. Refer to KDB 447498.
- The test separation for body back, body front and 2 Edges is 10mm of all above table.

Any report having not been signed by authorized approver, or having been altered without authorization, or having not been stamped by the "Dedicated Testing/Inspection Stamp" is deemed to be invalid. Copying or excerpting portion of, or altering the content of the report is not permitted without the written authorization of AGC. The test results presented in the report apply only to the tested sample. Any objections to report issued by AGC should be submitted to AGC within 15days after the issuance of the test report. Further enquiry of validity or verification of the test report should be addressed to AGC by agc01@agccert.com.

SAR MEASUREMENT												
Depth of Liquid (cm):>15					Relative Humidity (%): 59.9							
Product: AI POS Terminal												
Test Mode: LTE Band 25												
BM MHz	MOD	Position	Test Mode		Ch.	Freq. (MHz)	Power Drift (<±5%)	SAR (1g) (W/kg)	Max. Tuneup Power (dBm)	Meas. output Power (dBm)	Scaled SAR (W/kg)	Limit (W/kg)
			UL RB Allocation	UL RB START								
20	QPSK	Body back	1	0	26365	1882.5	-0.17	0.097	22.70	22.63	0.099	1.6
		Body front	1	0	26365	1882.5	0.06	0.075	22.70	22.63	0.076	1.6
		Edge 1 (Top)	1	0	26365	1882.5	-0.02	0.051	22.70	22.63	0.052	1.6
		Edge 2(Right)	1	0	26365	1882.5	0.19	0.398	22.70	22.63	0.404	1.6

SAR MEASUREMENT												
Depth of Liquid (cm):>15						Relative Humidity (%): 59.2						
Product: LTE smartphone												
Test Mode: LTE Band 26A												
BM MHz	MOD	Position	Test Mode		Ch.	Freq. (MHz)	Power Drift (<±5%)	SAR (1g) (W/kg)	Max. Tuneup Power (dBm)	Meas. output Power (dBm)	Scaled SAR (W/Kg)	Limit (W/kg)
			UL RB Allocation	UL RB START								
15	QPSK	Body back	1	0	26915	836.5	-0.16	0.164	22.90	22.89	0.164	1.6
		Body front	1	0	26915	836.5	0.23	0.113	22.90	22.89	0.113	1.6
		Edge 1 (Top)	1	0	26915	836.5	-0.11	0.025	22.90	22.89	0.025	1.6
		Edge 2(Right)	1	0	26915	836.5	-0.25	0.366	22.90	22.89	0.367	1.6

SAR MEASUREMENT												
Depth of Liquid (cm):>15					Relative Humidity (%): 59.2							
Product: LTE smartphone												
Test Mode: LTE Band 26B												
BM MHz	MOD	Position	Test Mode		Ch.	Freq. (MHz)	Power Drift (<±5%)	SAR (1g) (W/kg)	Max. Tuneup Power (dBm)	Meas. output Power (dBm)	Scaled SAR (W/Kg)	Limit (W/kg)
			UL RB Allocation	UL RB START								
10	QPSK	Body back	1	0	26915	821.5	-0.17	0.152	24.40	24.31	0.155	1.6
		Body front	1	0	26915	821.5	-0.20	0.098	24.40	24.31	0.100	1.6
		Edge 1 (Top)	1	0	26915	821.5	-0.24	0.019	24.40	24.31	0.019	1.6
		Edge 2(Right)	1	0	26915	821.5	-0.15	0.359	24.40	24.31	0.367	1.6

Note:

- When the 1-g Reported SAR is ≤ 0.8 W/kg, testing for low and high channel is optional. Refer to KDB 447498.
- The test separation for body back, body front and 2 Edges is 10mm of all above table.

Any report having not been signed by authorized approver, or having been altered without authorization, or having not been stamped by the "Dedicated Testing/Inspection Stamp" is deemed to be invalid. Copying or excerpting portion of, or altering the content of the report is not permitted without the written authorization of AGC. The test results presented in the report apply only to the tested sample. Any objections to report issued by AGC should be submitted to AGC within 15days after the issuance of the test report. Further enquiry of validity or verification of the test report should be addressed to AGC by agc01@agccert.com.



SAR MEASUREMENT												
Depth of Liquid (cm):>15						Relative Humidity (%): 57.3						
Product: AI POS Terminal												
Test Mode: LTE Band 38												
BW MHz	MOD	Position	Test Mode		Ch.	Freq. (MHz)	Power Drift (<±5%)	SAR (1g) (W/kg)	Max. Tuneup Power (dBm)	Meas. output Power (dBm)	Scaled SAR (W/kg)	Limit (W/kg)
			UL RB Allocation	UL RB START								
20	QPSK	Body back	1	0	38000	2595	-0.04	0.352	21.80	21.74	0.357	1.6
		Body front	1	0	38000	2595	0.16	0.038	21.80	21.74	0.039	1.6
		Edge 1 (Top)	1	0	38000	2595	-0.18	0.070	21.80	21.74	0.071	1.6
		Edge 2(Right)	1	0	38000	2595	-0.24	<b>0.609</b>	21.80	21.74	<b>0.617</b>	1.6

SAR MEASUREMENT												
Depth of Liquid (cm):>15						Relative Humidity (%): 57.3						
Product: AI POS Terminal												
Test Mode: LTE Band 41												
BW MHz	MOD	Position	Test Mode		Ch.	Freq. (MHz)	Power Drift (<±5%)	SAR (1g) (W/kg)	Max. Tuneup Power (dBm)	Meas. output Power (dBm)	Scaled SAR (W/kg)	Limit (W/kg)
			UL RB Allocation	UL RB START								
20	QPSK	Body back	1	0	40620	2593	0.06	0.355	21.80	21.74	0.360	1.6
		Body front	1	0	40620	2593	-0.02	0.037	21.80	21.74	0.038	1.6
		Edge 1 (Top)	1	0	40620	2593	0.05	0.070	21.80	21.74	0.071	1.6
		Edge 2(Right)	1	0	40620	2593	-0.11	<b>0.609</b>	21.80	21.74	<b>0.617</b>	1.6

Note:

- When the 1-g Reported SAR is  $\leq 0.8$  W/kg, testing for low and high channel is optional. Refer to KDB 447498.
- The test separation for body back, body front and 2 Edges is 10mm of all above table

Any report having not been signed by authorized approver, or having been altered without authorization, or having not been stamped by the "Dedicated Testing/Inspection Stamp" is deemed to be invalid. Copying or excerpting portion of, or altering the content of the report is not permitted without the written authorization of AGC. The test results presented in the report apply only to the tested sample. Any objections to report issued by AGC should be submitted to AGC within 15days after the issuance of the test report. Further enquiry of validity or verification of the test report should be addressed to AGC by agc01@agccert.com.

Attestation of Global Compliance(Shenzhen)Co., Ltd  
Attestation of Global Compliance(Shenzhen)Std & Tech Co., Ltd  
Tel: +86-755 2523 4088 E-mail: agc@agccert.com Web: http://www.agccert.com/



SAR MEASUREMENT									
Depth of Liquid (cm):>15				Relative Humidity (%): 56.4					
Product: AI POS Terminal									
Test Mode:802.11b									
Position	Mode	Ch.	Fr. (MHz)	Power Drift (<±5%)	SAR (1g) (W/kg)	Max. Tune-up Power (dBm)	Meas. output Power (dBm)	Scaled SAR (W/kg)	Limit (W/kg)
Body back	DTS	6	2437	-0.06	0.052	15.60	15.56	0.052	1.6
Body front	DTS	6	2437	0.12	0.041	15.60	15.56	0.041	1.6
Edge 4(Left)	DTS	6	2437	0.18	<b>0.144</b>	15.60	15.56	<b>0.145</b>	1.6

Note:

- According to KDB248227, SAR is not required for 802.11n HT20/HT40 channels when the maximum average output power is less than 1/4 dB higher than that measured on the corresponding 802.11a/b channels.
- All of above "DTS" means data transmitters.
- The test separation for body back, body front and Edge4 is 10mm of all above table.

Any report having not been signed by authorized approver, or having been altered without authorization, or having not been stamped by the "Dedicated Testing/Inspection Stamp" is deemed to be invalid. Copying or excerpting portion of, or altering the content of the report is not permitted without the written authorization of AGC. The test results presented in the report apply only to the tested sample. Any objections to report issued by AGC should be submitted to AGC within 15days after the issuance of the test report. Further enquiry of validity or verification of the test report should be addressed to AGC by agc01@agccert.com.

Attestation of Global Compliance(Shenzhen)Co., Ltd  
Attestation of Global Compliance(Shenzhen)Std & Tech Co., Ltd  
Tel: +86-755 2523 4088 E-mail: agc@agccert.com Web: http://www.agccert.com/

SAR MEASUREMENT								
Depth of Liquid (cm):>15					Relative Humidity (%): 54.2			
Product: AI POS Terminal								
Test Mode: 5.2GHz WIFI-802.11a								
Position	Ch.	Fr. (MHz)	Power Drift (<±5%)	SAR (1g) (W/kg)	Max. Tune-up Power (dBm)	Meas. output Power (dBm)	Scaled SAR (W/kg)	Limit (W/kg)
Body back	40	5200	0.09	0.218	12.00	11.95	0.221	1.6
Body front	40	5200	-0.11	0.071	12.00	11.95	0.072	1.6
Edge 4(Left)	40	5200	0.22	<b>0.323</b>	12.00	11.95	<b>0.327</b>	1.6

SAR MEASUREMENT								
Depth of Liquid (cm):>15					Relative Humidity (%): 58.0			
Product: AI POS Terminal								
Test Mode: 5.3GHz WIFI-802.11a								
Position	Ch.	Fr. (MHz)	Power Drift (<±5%)	SAR (1g) (W/kg)	Max. Tune-up Power (dBm)	Meas. output Power (dBm)	Scaled SAR (W/kg)	Limit (W/kg)
Body back	56	5280	-0.14	0.418	13.50	13.42	0.426	1.6
Body front	56	5280	-0.18	0.060	13.50	13.42	0.061	1.6
Edge 4 (Left)	56	5280	-0.23	<b>0.474</b>	13.50	13.42	<b>0.483</b>	1.6

SAR MEASUREMENT								
Depth of Liquid (cm):>15					Relative Humidity (%): 51.3			
Product: AI POS Terminal								
Test Mode: 5.8GHz WIFI-802.11a								
Position	Ch.	Fr. (MHz)	Power Drift (<±5%)	SAR (1g) (W/kg)	Max. Tune-up Power (dBm)	Meas. output Power (dBm)	Scaled SAR (W/kg)	Limit (W/kg)
Body back	157	5785	-0.11	0.383	10.80	10.70	0.392	1.6
Body front	157	5785	-0.16	0.103	10.80	10.70	0.105	1.6
Edge 4 (Left)	157	5785	0.18	<b>0.497</b>	10.80	10.70	<b>0.509</b>	1.6

Note:

- When the 1-g Reported SAR is  $\leq 0.8$  W/kg, testing for low and high channel is optional. Refer to KDB 447498.
- The test separation for body back, body front and Edge4 is 10mm of all above table.

Any report having not been signed by authorized approver, or having been altered without authorization, or having not been stamped by the "Dedicated Testing/Inspection Stamp" is deemed to be invalid. Copying or excerpting portion of, or altering the content of the report is not permitted without the written authorization of AGC. The test results presented in the report apply only to the tested sample. Any objections to report issued by AGC should be submitted to AGC within 15days after the issuance of the test report. Further enquiry of validity or verification of the test report should be addressed to AGC by agc01@agccert.com.

Attestation of Global Compliance(Shenzhen)Co., Ltd  
Attestation of Global Compliance(Shenzhen)Std & Tech Co., Ltd  
Tel: +86-755 2523 4088 E-mail: agc@agccert.com Web: http://www.agccert.com/

Repeated SAR											
Product: AI POS Terminal											
Test Mode: WCDMA Band IV& LTE Band 4& LTE Band 7											
Position	Mode		Ch.	Fr. (MHz)	Power Drift (<±5%)	Once SAR (1g) (W/kg)	Power Drift (<±5%)	Twice SAR (1g) (W/kg)	Power Drift (<±5%)	Third SAR (1g) (W/kg)	Limit W/kg
Edge 2(Right)	RMC 12.2kbps		8763	1752.6	-0.21	0.790	--	--	--	--	1.6
Position	Mode		Ch.	Fr. (MHz)	Power Drift (<±5%)	Once SAR (1g) (W/kg)	Power Drift (<±5%)	Twice SAR (1g) (W/kg)	Power Drift (<±5%)	Third SAR (1g) (W/kg)	Limit W/kg
	UL RB Allocation	UL RB START									
Edge 2(Right)	1	0	20300	1745	-0.16	1.156	--	--	--	--	1.6
Edge 2(Right)	1	0	21100	2535	0.17	1.128	--	--	--	--	1.6

The second repeated SAR judge reference									
Product: AI POS Terminal									
Band	Position	Mode		Ch.	Fr. (MHz)	Original SAR (1g) (W/kg)	First SAR (1g) (W/kg)	Ratio	Limit
WCDMA Band IV	Edge 2(Right)	RMC 12.2kbps		8763	1752.6	0.791	0.790	1.001	<1.2
Band	Position	Mode		Ch.	Fr. (MHz)	Original SAR (1g) (W/kg)	First SAR (1g) (W/kg)	Ratio	Limit
		UL RB Allocation	UL RB START						
LTE Band 4	Edge 2(Right)	1	0	20300	1745	1.156	1.156	1.000	<1.2
LTE Band 7	Edge 2(Right)	1	0	21100	2535	1.126	1.128	0.998	<1.2

Any report having not been signed by authorized approver, or having been altered without authorization, or having not been stamped by the "Dedicated Testing/Inspection Stamp" is deemed to be invalid. Copying or excerpting portion of, or altering the content of the report is not permitted without the written authorization of AGC. The test results presented in the report apply only to the tested sample. Any objections to report issued by AGC should be submitted to AGC within 15days after the issuance of the test report. Further enquiry of validity or verification of the test report should be addressed to AGC by agc01@agccert.com.

## Simultaneous Multi-band Transmission Evaluation:

### Application Simultaneous Transmission information:

NO	Simultaneous state	Portable Handset	
		Body-worn	Hotspot
1	GSM(voice)+ WLAN 2.4GHz/ 5GHz (data)	Yes	-
2	GSM(voice)+ Bluetooth(data)	Yes	-
3	GSM (Data) + WLAN 2.4GHz/ 5GHz (data)	Yes	Yes
4	GSM (Data) + Bluetooth(data)	Yes	Yes
5	WCDMA+ WLAN 2.4GHz/ 5GHz (data)	Yes	Yes
6	WCDMA+ Bluetooth(data)	Yes	Yes
7	LTE + WLAN 2.4GHz/ 5GHz (data)	Yes	Yes
8	LTE + Bluetooth(data)	Yes	Yes

#### NOTE:

1. WIFI and BT share the same antenna, and cannot transmit simultaneously.
2. Simultaneous with every transmitter must be the same test position.
3. KDB 447498 D01, BT SAR is excluded as below table.
4. KDB 447498 D01, for handsets the test separation distance is determined by the smallest distance between the outer surface of the device and the user; which is 10mm for body-worn SAR.
5. According to KDB 447498 D01 4.3.1, Standalone SAR test exclusion is as follow:  
For 100 MHz to 6 GHz and test separation distances  $\leq 50$  mm, the 1-g and 10-g SAR test exclusion thresholds are determined by the following:  

$$[(\text{max. power of channel, including tune-up tolerance, mW}) / (\text{min. test separation distance, mm})] \cdot [\sqrt{f(\text{GHz})}] \leq 3.0$$
for 1-g SAR, and  $\leq 7.5$  for 10-g extremity SAR<sup>30</sup>, where
  - f(GHz) is the RF channel transmit frequency in GHz
  - Power and distance are rounded to the nearest mW and mm before calculation<sup>31</sup>
  - The result is rounded to one decimal place for comparison
  - The values 3.0 and 7.5 are referred to as numeric thresholds in step b) below
The test exclusions are applicable only when the minimum test separation distance is  $\leq 50$  mm, and for transmission frequencies between 100 MHz and 6 GHz. When the minimum test separation distance is  $< 5$  mm, a distance of 5 mm according to 4.1 f) is applied to determine SAR test exclusion.
6. If the test separation distance is  $< 5$ mm, 5mm is used for excluded SAR calculation.
7. According to KDB 447498 D01 4.3.2, simultaneous transmission SAR test exclusion is as follow:
  - (1) Simultaneous transmission SAR test exclusion is determined for each operating configuration and exposure condition according to the reported standalone SAR of each applicable simultaneous transmitting antenna.
  - (2) Any transmitters and antennas should be considered when calculating simultaneous mode.
  - (3) For mobile phone and PC, it's the sum of all transmitters and antennas at the same mode with same position in each applicable exposure condition
  - (4) When the standalone SAR test exclusion of section 4.3.2 is applied to an antenna that transmits simultaneously with other antennas, the standalone SAR must be estimated according to the following to det  

$$[(\text{max. power of channel, including tune-up tolerance, mW}) / (\text{min. test separation distance, mm})] \cdot [\sqrt{f(\text{GHz})/x}] \text{ W/kg}$$
for test separation distances  $\leq 50$  mm;  
where  $x = 7.5$  for 1-g SAR, and  $x = 18.75$  for 10-g SAR.

Any report having not been signed by authorized approver, or having been altered without authorization, or having not been stamped by the "Dedicated Testing/Inspection Stamp" is deemed to be invalid. Copying or excerpting portion of, or altering the content of the report is not permitted without the written authorization of AGC. The test results presented in the report apply only to the tested sample. Any objections to report issued by AGC should be submitted to AGC within 15days after the issuance of the test report. Further enquiry of validity or verification of the test report should be addressed to AGC by agc01@agccert.com.

8. When the sum of SAR is larger than the limit, SAR test exclusion is determined by the SAR to peak location separation ratio. The simultaneous transmitting antennas in each operating mode and exposure condition combination must be considered one pair at a time to determine the SAR to peak location separation ratio to qualify for test exclusion. The ratio is determined by  $(SAR1 + SAR2)1.5/R_i$ , rounded to two decimal digits, and must be  $\leq 0.04$  for all antenna pairs in the configuration to qualify for 1-g SAR test exclusion.

Estimated SAR		Max Power including Tune-up Tolerance		Separation Distance (mm)	Estimated SAR (W/kg)
		dBm	mW		
<b>BT</b>	Body	10	10	10	0.210

Any report having not been signed by authorized approver, or having been altered without authorization, or having not been stamped by the "Dedicated Testing/Inspection Stamp" is deemed to be invalid. Copying or excerpting portion of, or altering the content of the report is not permitted without the written authorization of AGC. The test results presented in the report apply only to the tested sample. Any objections to report issued by AGC should be submitted to AGC within 15days after the issuance of the test report. Further enquiry of validity or verification of the test report should be addressed to AGC by [agc01@agccert.com](mailto:agc01@agccert.com).

Attestation of Global Compliance(Shenzhen)Co., Ltd  
Attestation of Global Compliance(Shenzhen)Std & Tech Co., Ltd  
Tel: +86-755 2523 4088 E-mail: [agc@agccert.com](mailto:agc@agccert.com) Web: <http://www.agccert.com/>

**Sum of the SAR for GSM 850 & 2.4G Wi-Fi & BT:**

RF Exposure Conditions	Test Position	Simultaneous Transmission Scenario			$\Sigma$ 1-g SAR (W/kg)	SPLSR (Yes/No)
		GSM 850	2.4G Wi-Fi DTS Band	Bluetooth		
Body-worn (voice)	Rear	0.161	0.052		0.213	No
		0.161		0.210	0.371	No
	Front	0.108	0.041		0.149	No
		0.108		0.210	0.318	No
Body-worn (Data)	Rear	0.329		0.210	0.539	No
		0.329	0.052		0.381	No
	Front	0.166		0.210	0.376	No
		0.166	0.041		0.207	No

**Sum of the SAR for GSM 1900 & 2.4G Wi-Fi & BT:**

RF Exposure Conditions	Test Position	Simultaneous Transmission Scenario			$\Sigma$ 1-g SAR (W/kg)	SPLSR (Yes/No)
		PCS 1900	2.4G Wi-Fi DTS Band	Bluetooth		
Body-worn (voice)	Rear	0.052	0.052		0.104	No
		0.052		0.210	0.262	No
	Front	0.036	0.041		0.077	No
		0.036		0.210	0.246	No
Body-worn (Data)	Rear	0.106		0.210	0.316	No
		0.106	0.052		0.158	No
	Front	0.172		0.210	0.382	No
		0.172	0.041		0.213	No

**Note:**

- According to KDB 447498 D01 General RF Exposure Guidance, when the simultaneous transmission SAR is less than 1.6 W/kg, SPLSR assessment is not required.
- SPLSR mean is “The SAR to Peak Location Separation Ratio “

Any report having not been signed by authorized approver, or having been altered without authorization, or having not been stamped by the “Dedicated Testing/Inspection Stamp” is deemed to be invalid. Copying or excerpting portion of, or altering the content of the report is not permitted without the written authorization of AGC. The test results presented in the report apply only to the tested sample. Any objections to report issued by AGC should be submitted to AGC within 15days after the issuance of the test report. Further enquiry of validity or verification of the test report should be addressed to AGC by agc01@agccert.com.

**Sum of the SAR for WCDMA Band II & 2.4G Wi-Fi & BT:**

RF Exposure Conditions	Test Position	Simultaneous Transmission Scenario			$\Sigma$ 1-g SAR (W/kg)	SPLSR (Yes/No)
		WCDMA Band II	2.4G Wi-Fi DTS Band	Bluetooth		
Body-worn	Rear	0.089	0.052		0.141	No
	Front	0.089	0.041		0.130	No
	Rear	0.089		0.210	0.299	No
	Front	0.089		0.210	0.299	No

**Sum of the SAR for WCDMA Band IV & 2.4G Wi-Fi & BT:**

RF Exposure Conditions	Test Position	Simultaneous Transmission Scenario			$\Sigma$ 1-g SAR (W/kg)	SPLSR (Yes/No)
		WCDMA Band IV	2.4G Wi-Fi DTS Band	Bluetooth		
Body-worn	Rear	0.118	0.052		0.170	No
	Front	0.072	0.041		0.113	No
	Rear	0.118		0.210	0.328	No
	Front	0.072		0.210	0.282	No

**Sum of the SAR for WCDMA Band V & 2.4G Wi-Fi & BT:**

RF Exposure Conditions	Test Position	Simultaneous Transmission Scenario			$\Sigma$ 1-g SAR (W/kg)	SPLSR (Yes/No)
		WCDMA Band V	2.4G Wi-Fi DTS Band	Bluetooth		
Body-worn	Rear	0.135	0.052		0.187	No
	Front	0.088	0.041		0.129	No
	Rear	0.135		0.210	0.345	No
	Front	0.088		0.210	0.298	No

**Note:**

- According to KDB 447498 D01 General RF Exposure Guidance, when the simultaneous transmission SAR is less than 1.6 W/kg, SPLSR assessment is not required.
- SPLSR mean is "The SAR to Peak Location Separation Ratio "

Any report having not been signed by authorized approver, or having been altered without authorization, or having not been stamped by the "Dedicated Testing/Inspection Stamp" is deemed to be invalid. Copying or excerpting portion of, or altering the content of the report is not permitted without the written authorization of AGC. The test results presented in the report apply only to the tested sample. Any objections to report issued by AGC should be submitted to AGC within 15days after the issuance of the test report. Further enquiry of validity or verification of the test report should be addressed to AGC by agc01@agccert.com.



**Sum of the SAR for LTE Band 2 & 2.4G Wi-Fi & BT:**

RF Exposure Conditions	Test Position	Simultaneous Transmission Scenario			$\Sigma$ 1-g SAR (W/kg)	SPLSR (Yes/No)
		LTE Band 2	2.4G Wi-Fi DTS Band	Bluetooth		
Body-worn	Rear	0.104	0.052		0.156	No
	Front	0.079	0.041		0.120	No
	Rear	0.104		0.210	0.314	No
	Front	0.079		0.210	0.289	No

**Sum of the SAR for LTE Band 4 & 2.4G Wi-Fi & BT:**

RF Exposure Conditions	Test Position	Simultaneous Transmission Scenario			$\Sigma$ 1-g SAR (W/kg)	SPLSR (Yes/No)
		LTE Band 4	2.4G Wi-Fi DTS Band	Bluetooth		
Body-worn	Rear	0.114	0.052		0.166	No
	Front	0.070	0.041		0.111	No
	Rear	0.114		0.210	0.324	No
	Front	0.070		0.210	0.280	No

**Sum of the SAR for LTE Band 5 & 2.4G Wi-Fi & BT:**

RF Exposure Conditions	Test Position	Simultaneous Transmission Scenario			$\Sigma$ 1-g SAR (W/kg)	SPLSR (Yes/No)
		LTE Band 5	2.4G Wi-Fi DTS Band	Bluetooth		
Body-worn	Rear	0.154	0.052		0.206	No
	Front	0.093	0.041		0.134	No
	Rear	0.154		0.210	0.364	No
	Front	0.093		0.210	0.303	No

**Sum of the SAR for LTE Band 7 & 2.4G Wi-Fi & BT:**

RF Exposure Conditions	Test Position	Simultaneous Transmission Scenario			$\Sigma$ 1-g SAR (W/kg)	SPLSR (Yes/No)
		LTE Band 7	2.4G Wi-Fi DTS Band	Bluetooth		
Body-worn	Rear	0.623	0.052		0.675	No
	Front	0.048	0.041		0.089	No
	Rear	0.623		0.210	0.833	No
	Front	0.048		0.210	0.258	No

**Note:**

- According to KDB 447498 D01 General RF Exposure Guidance, when the simultaneous transmission SAR is less than 1.6 W/kg, SPLSR assessment is not required.
- SPLSR mean is "The SAR to Peak Location Separation Ratio "

Any report having not been signed by authorized approver, or having been altered without authorization, or having not been stamped by the "Dedicated Testing/Inspection Stamp" is deemed to be invalid. Copying or excerpting portion of, or altering the content of the report is not permitted without the written authorization of AGC. The test results presented in the report apply only to the tested sample. Any objections to report issued by AGC should be submitted to AGC within 15 days after the issuance of the test report. Further enquiry of validity or verification of the test report should be addressed to AGC by agc01@agccert.com.

**Sum of the SAR for LTE Band 12 & 2.4G Wi-Fi & BT:**

RF Exposure Conditions	Test Position	Simultaneous Transmission Scenario			$\Sigma$ 1-g SAR (W/kg)	SPLSR (Yes/No)
		LTE Band 12	2.4G Wi-Fi DTS Band	Bluetooth		
Body-worn	Rear	0.235	0.052		0.287	No
	Front	0.208	0.041		0.249	No
	Rear	0.235		0.210	0.445	No
	Front	0.208		0.210	0.418	No

**Sum of the SAR for LTE Band 17 & 2.4G Wi-Fi & BT:**

RF Exposure Conditions	Test Position	Simultaneous Transmission Scenario			$\Sigma$ 1-g SAR (W/kg)	SPLSR (Yes/No)
		LTE Band 17	2.4G Wi-Fi DTS Band	Bluetooth		
Body-worn	Rear	0.237	0.052		0.289	No
	Front	0.215	0.041		0.256	No
	Rear	0.237		0.210	0.447	No
	Front	0.215		0.210	0.425	No

**Sum of the SAR for LTE Band 25 & 2.4G Wi-Fi & BT:**

RF Exposure Conditions	Test Position	Simultaneous Transmission Scenario			$\Sigma$ 1-g SAR (W/kg)	SPLSR (Yes/No)
		LTE Band 25	2.4G Wi-Fi DTS Band	Bluetooth		
Body-worn	Rear	0.099	0.052		0.151	No
	Front	0.076	0.041		0.117	No
	Rear	0.099		0.210	0.309	No
	Front	0.076		0.210	0.286	No

**Sum of the SAR for LTE Band 26A & 2.4G Wi-Fi & BT:**

RF Exposure Conditions	Test Position	Simultaneous Transmission Scenario			$\Sigma$ 1-g SAR (W/kg)	SPLSR (Yes/No)
		LTE Band 26A	2.4G Wi-Fi DTS Band	Bluetooth		
Body-worn	Rear	0.164	0.052		0.216	No
	Front	0.113	0.041		0.154	No
	Rear	0.164		0.210	0.374	No
	Front	0.113		0.210	0.323	No

**Note:**

- According to KDB 447498 D01 General RF Exposure Guidance, when the simultaneous transmission SAR is less than 1.6 W/kg, SPLSR assessment is not required.
- SPLSR mean is "The SAR to Peak Location Separation Ratio"

Any report having not been signed by authorized approver, or having been altered without authorization, or having not been stamped by the "Dedicated Testing/Inspection Stamp" is deemed to be invalid. Copying or excerpting portion of, or altering the content of the report is not permitted without the written authorization of AGC. The test results presented in the report apply only to the tested sample. Any objections to report issued by AGC should be submitted to AGC within 15 days after the issuance of the test report. Further enquiry of validity or verification of the test report should be addressed to AGC by agc01@agccert.com.

**Sum of the SAR for LTE Band 26B & 2.4G Wi-Fi & BT:**

RF Exposure Conditions	Test Position	Simultaneous Transmission Scenario			$\Sigma$ 1-g SAR (W/kg)	SPLSR (Yes/No)
		LTE Band 26B	2.4G Wi-Fi DTS Band	Bluetooth		
Body-worn	Rear	0.155	0.052		0.207	No
	Front	0.100	0.041		0.141	No
	Rear	0.155		0.210	0.365	No
	Front	0.100		0.210	0.310	No

**Sum of the SAR for LTE Band 38 & 2.4G Wi-Fi & BT:**

RF Exposure Conditions	Test Position	Simultaneous Transmission Scenario			$\Sigma$ 1-g SAR (W/kg)	SPLSR (Yes/No)
		LTE Band 38	2.4G Wi-Fi DTS Band	Bluetooth		
Body-worn	Rear	0.357	0.052		0.409	No
	Front	0.039	0.041		0.080	No
	Rear	0.357		0.210	0.567	No
	Front	0.039		0.210	0.249	No

**Sum of the SAR for LTE Band 41 & 2.4G Wi-Fi & BT:**

RF Exposure Conditions	Test Position	Simultaneous Transmission Scenario			$\Sigma$ 1-g SAR (W/kg)	SPLSR (Yes/No)
		LTE Band 41	2.4G Wi-Fi DTS Band	Bluetooth		
Body-worn	Rear	0.360	0.052		0.412	No
	Front	0.038	0.041		0.079	No
	Rear	0.360		0.210	0.570	No
	Front	0.038		0.210	0.248	No

**Note:**

- According to KDB 447498 D01 General RF Exposure Guidance, when the simultaneous transmission SAR is less than 1.6 W/kg, SPLSR assessment is not required.
- SPLSR mean is "The SAR to Peak Location Separation Ratio "

Any report having not been signed by authorized approver, or having been altered without authorization, or having not been stamped by the "Dedicated Testing/Inspection Stamp" is deemed to be invalid. Copying or excerpting portion of, or altering the content of the report is not permitted without the written authorization of AGC. The test results presented in the report apply only to the tested sample. Any objections to report issued by AGC should be submitted to AGC within 15days after the issuance of the test report. Further enquiry of validity or verification of the test report should be addressed to AGC by agc01@agccert.com.

**Sum of the SAR for GSM 850 & 5.2G Wi-Fi & BT:**

RF Exposure Conditions	Test Position	Simultaneous Transmission Scenario			$\Sigma$ 1-g SAR (W/kg)	SPLSR (Yes/No)
		GSM 850	5.2G Wi-Fi DTS Band	Bluetooth		
Body-worn (voice)	Rear	0.161	0.221		0.382	No
		0.161		0.210	0.371	No
	Front	0.108	0.072		0.180	No
		0.108		0.210	0.318	No
Body-worn (Data)	Rear	0.329		0.210	0.539	No
		0.329	0.221		0.550	No
	Front	0.166		0.210	0.376	No
		0.166	0.072		0.238	No

**Sum of the SAR for GSM 1900 & 5.2G Wi-Fi & BT:**

RF Exposure Conditions	Test Position	Simultaneous Transmission Scenario			$\Sigma$ 1-g SAR (W/kg)	SPLSR (Yes/No)
		PCS 1900	5.2G Wi-Fi DTS Band	Bluetooth		
Body-worn (voice)	Rear	0.052	0.221		0.273	No
		0.052		0.210	0.262	No
	Front	0.036	0.072		0.108	No
		0.036		0.210	0.246	No
Body-worn (Data)	Rear	0.106		0.210	0.316	No
		0.106	0.221		0.327	No
	Front	0.172		0.210	0.382	No
		0.172	0.072		0.244	No

**Note:**

- According to KDB 447498 D01 General RF Exposure Guidance, when the simultaneous transmission SAR is less than 1.6 W/kg, SPLSR assessment is not required.
- SPLSR mean is “The SAR to Peak Location Separation Ratio “

Any report having not been signed by authorized approver, or having been altered without authorization, or having not been stamped by the “Dedicated Testing/Inspection Stamp” is deemed to be invalid. Copying or excerpting portion of, or altering the content of the report is not permitted without the written authorization of AGC. The test results presented in the report apply only to the tested sample. Any objections to report issued by AGC should be submitted to AGC within 15days after the issuance of the test report. Further enquiry of validity or verification of the test report should be addressed to AGC by agc01@agccert.com.

**Sum of the SAR for WCDMA Band II & 5.2G Wi-Fi & BT:**

RF Exposure Conditions	Test Position	Simultaneous Transmission Scenario			$\Sigma$ 1-g SAR (W/kg)	SPLSR (Yes/No)
		WCDMA Band II	5.2G Wi-Fi DTS Band	Bluetooth		
Body-worn	Rear	0.089	0.221		0.310	No
	Front	0.089	0.072		0.161	No
	Rear	0.089		0.210	0.299	No
	Front	0.089		0.210	0.299	No

**Sum of the SAR for WCDMA Band IV & 5.2G Wi-Fi & BT:**

RF Exposure Conditions	Test Position	Simultaneous Transmission Scenario			$\Sigma$ 1-g SAR (W/kg)	SPLSR (Yes/No)
		WCDMA Band IV	5.2G Wi-Fi DTS Band	Bluetooth		
Body-worn	Rear	0.118	0.221		0.339	No
	Front	0.072	0.072		0.144	No
	Rear	0.118		0.210	0.328	No
	Front	0.072		0.210	0.282	No

**Sum of the SAR for WCDMA Band V & 5.2G Wi-Fi & BT:**

RF Exposure Conditions	Test Position	Simultaneous Transmission Scenario			$\Sigma$ 1-g SAR (W/kg)	SPLSR (Yes/No)
		WCDMA Band V	5.2G Wi-Fi DTS Band	Bluetooth		
Body-worn	Rear	0.135	0.221		0.356	No
	Front	0.088	0.072		0.160	No
	Rear	0.135		0.210	0.345	No
	Front	0.088		0.210	0.298	No

**Note:**

- According to KDB 447498 D01 General RF Exposure Guidance, when the simultaneous transmission SAR is less than 1.6 W/kg, SPLSR assessment is not required.
- SPLSR mean is "The SAR to Peak Location Separation Ratio "

**Sum of the SAR for LTE Band 2 & 5.2G Wi-Fi & BT:**

RF Exposure Conditions	Test Position	Simultaneous Transmission Scenario			$\Sigma$ 1-g SAR (W/kg)	SPLSR (Yes/No)
		LTE Band 2	5.2G Wi-Fi DTS Band	Bluetooth		
Body-worn	Rear	0.104	0.221		0.325	No
	Front	0.079	0.072		0.151	No
	Rear	0.104		0.210	0.314	No
	Front	0.079		0.210	0.289	No

**Sum of the SAR for LTE Band 4 & 5.2G Wi-Fi & BT:**

RF Exposure Conditions	Test Position	Simultaneous Transmission Scenario			$\Sigma$ 1-g SAR (W/kg)	SPLSR (Yes/No)
		LTE Band 4	5.2G Wi-Fi DTS Band	Bluetooth		
Body-worn	Rear	0.114	0.221		0.335	No
	Front	0.070	0.072		0.142	No
	Rear	0.114		0.210	0.324	No
	Front	0.070		0.210	0.280	No

**Sum of the SAR for LTE Band 5 & 5.2G Wi-Fi & BT:**

RF Exposure Conditions	Test Position	Simultaneous Transmission Scenario			$\Sigma$ 1-g SAR (W/kg)	SPLSR (Yes/No)
		LTE Band 5	5.2G Wi-Fi DTS Band	Bluetooth		
Body-worn	Rear	0.154	0.221		0.375	No
	Front	0.093	0.072		0.165	No
	Rear	0.154		0.210	0.364	No
	Front	0.093		0.210	0.303	No

**Sum of the SAR for LTE Band 7 & 5.2G Wi-Fi & BT:**

RF Exposure Conditions	Test Position	Simultaneous Transmission Scenario			$\Sigma$ 1-g SAR (W/kg)	SPLSR (Yes/No)
		LTE Band 7	5.2G Wi-Fi DTS Band	Bluetooth		
Body-worn	Rear	0.623	0.221		0.844	No
	Front	0.048	0.072		0.120	No
	Rear	0.623		0.210	0.833	No
	Front	0.048		0.210	0.258	No

**Note:**

- According to KDB 447498 D01 General RF Exposure Guidance, when the simultaneous transmission SAR is less than 1.6 W/kg, SPLSR assessment is not required.
- SPLSR mean is "The SAR to Peak Location Separation Ratio "

Any report having not been signed by authorized approver, or having been altered without authorization, or having not been stamped by the "Dedicated Testing/Inspection Stamp" is deemed to be invalid. Copying or excerpting portion of, or altering the content of the report is not permitted without the written authorization of AGC. The test results presented in the report apply only to the tested sample. Any objections to report issued by AGC should be submitted to AGC within 15days after the issuance of the test report. Further enquiry of validity or verification of the test report should be addressed to AGC by agc01@agccert.com.



**Sum of the SAR for LTE Band 12 & 5.2G Wi-Fi & BT:**

RF Exposure Conditions	Test Position	Simultaneous Transmission Scenario			$\Sigma$ 1-g SAR (W/kg)	SPLSR (Yes/No)
		LTE Band 12	5.2G Wi-Fi DTS Band	Bluetooth		
Body-worn	Rear	0.235	0.221		0.456	No
	Front	0.208	0.072		0.280	No
	Rear	0.235		0.210	0.445	No
	Front	0.208		0.210	0.418	No

**Sum of the SAR for LTE Band 17 & 5.2G Wi-Fi & BT:**

RF Exposure Conditions	Test Position	Simultaneous Transmission Scenario			$\Sigma$ 1-g SAR (W/kg)	SPLSR (Yes/No)
		LTE Band 17	5.2G Wi-Fi DTS Band	Bluetooth		
Body-worn	Rear	0.237	0.221		0.458	No
	Front	0.215	0.072		0.287	No
	Rear	0.237		0.210	0.447	No
	Front	0.215		0.210	0.425	No

**Sum of the SAR for LTE Band 25 & 5.2G Wi-Fi & BT:**

RF Exposure Conditions	Test Position	Simultaneous Transmission Scenario			$\Sigma$ 1-g SAR (W/kg)	SPLSR (Yes/No)
		LTE Band 25	5.2G Wi-Fi DTS Band	Bluetooth		
Body-worn	Rear	0.099	0.221		0.320	No
	Front	0.076	0.072		0.148	No
	Rear	0.099		0.210	0.309	No
	Front	0.076		0.210	0.286	No

**Sum of the SAR for LTE Band 26A & 5.2G Wi-Fi & BT:**

RF Exposure Conditions	Test Position	Simultaneous Transmission Scenario			$\Sigma$ 1-g SAR (W/kg)	SPLSR (Yes/No)
		LTE Band 26A	5.2G Wi-Fi DTS Band	Bluetooth		
Body-worn	Rear	0.164	0.221		0.385	No
	Front	0.113	0.072		0.185	No
	Rear	0.164		0.210	0.374	No
	Front	0.113		0.210	0.323	No

**Note:**

- According to KDB 447498 D01 General RF Exposure Guidance, when the simultaneous transmission SAR is less than 1.6 W/kg, SPLSR assessment is not required.
- SPLSR mean is "The SAR to Peak Location Separation Ratio "

Any report having not been signed by authorized approver, or having been altered without authorization, or having not been stamped by the "Dedicated Testing/Inspection Stamp" is deemed to be invalid. Copying or excerpting portion of, or altering the content of the report is not permitted without the written authorization of AGC. The test results presented in the report apply only to the tested sample. Any objections to report issued by AGC should be submitted to AGC within 15 days after the issuance of the test report. Further enquiry of validity or verification of the test report should be addressed to AGC by agc01@agccert.com.



**Sum of the SAR for LTE Band 26B & 5.2G Wi-Fi & BT:**

RF Exposure Conditions	Test Position	Simultaneous Transmission Scenario			$\Sigma$ 1-g SAR (W/kg)	SPLSR (Yes/No)
		LTE Band 26B	5.2G Wi-Fi DTS Band	Bluetooth		
Body-worn	Rear	0.155	0.221		0.376	No
	Front	0.100	0.072		0.172	No
	Rear	0.155		0.210	0.365	No
	Front	0.100		0.210	0.310	No

**Sum of the SAR for LTE Band 38 & 5.2G Wi-Fi & BT:**

RF Exposure Conditions	Test Position	Simultaneous Transmission Scenario			$\Sigma$ 1-g SAR (W/kg)	SPLSR (Yes/No)
		LTE Band 38	5.2G Wi-Fi DTS Band	Bluetooth		
Body-worn	Rear	0.357	0.221		0.578	No
	Front	0.039	0.072		0.111	No
	Rear	0.357		0.210	0.567	No
	Front	0.039		0.210	0.249	No

**Sum of the SAR for LTE Band 41 & 5.2G Wi-Fi & BT:**

RF Exposure Conditions	Test Position	Simultaneous Transmission Scenario			$\Sigma$ 1-g SAR (W/kg)	SPLSR (Yes/No)
		LTE Band 41	5.2G Wi-Fi DTS Band	Bluetooth		
Body-worn	Rear	0.360	0.221		0.581	No
	Front	0.038	0.072		0.110	No
	Rear	0.360		0.210	0.570	No
	Front	0.038		0.210	0.248	No

**Note:**

- According to KDB 447498 D01 General RF Exposure Guidance, when the simultaneous transmission SAR is less than 1.6 W/kg, SPLSR assessment is not required.
- SPLSR mean is "The SAR to Peak Location Separation Ratio "

Any report having not been signed by authorized approver, or having been altered without authorization, or having not been stamped by the "Dedicated Testing/Inspection Stamp" is deemed to be invalid. Copying or excerpting portion of, or altering the content of the report is not permitted without the written authorization of AGC. The test results presented in the report apply only to the tested sample. Any objections to report issued by AGC should be submitted to AGC within 15days after the issuance of the test report. Further enquiry of validity or verification of the test report should be addressed to AGC by agc01@agccert.com.

**Sum of the SAR for GSM 850 & 5.3G Wi-Fi & BT:**

RF Exposure Conditions	Test Position	Simultaneous Transmission Scenario			$\Sigma$ 1-g SAR (W/kg)	SPLSR (Yes/No)
		GSM 850	5.3G Wi-Fi DTS Band	Bluetooth		
Body-worn (voice)	Rear	0.161	0.426		0.587	No
		0.161		0.210	0.371	No
	Front	0.108	0.061		0.169	No
		0.108		0.210	0.318	No
Body-worn (Data)	Rear	0.329		0.210	0.539	No
		0.329	0.426		0.755	No
	Front	0.166		0.210	0.376	No
		0.166	0.061		0.227	No

**Sum of the SAR for GSM 1900 & 5.3G Wi-Fi & BT:**

RF Exposure Conditions	Test Position	Simultaneous Transmission Scenario			$\Sigma$ 1-g SAR (W/kg)	SPLSR (Yes/No)
		PCS 1900	5.3G Wi-Fi DTS Band	Bluetooth		
Body-worn (voice)	Rear	0.052	0.426		0.478	No
		0.052		0.210	0.262	No
	Front	0.036	0.061		0.097	No
		0.036		0.210	0.246	No
Body-worn (Data)	Rear	0.106		0.210	0.316	No
		0.106	0.426		0.532	No
	Front	0.172		0.210	0.382	No
		0.172	0.061		0.233	No

**Note:**

- According to KDB 447498 D01 General RF Exposure Guidance, when the simultaneous transmission SAR is less than 1.6 W/kg, SPLSR assessment is not required.
- SPLSR mean is “The SAR to Peak Location Separation Ratio “

Any report having not been signed by authorized approver, or having been altered without authorization, or having not been stamped by the “Dedicated Testing/Inspection Stamp” is deemed to be invalid. Copying or excerpting portion of, or altering the content of the report is not permitted without the written authorization of AGC. The test results presented in the report apply only to the tested sample. Any objections to report issued by AGC should be submitted to AGC within 15days after the issuance of the test report. Further enquiry of validity or verification of the test report should be addressed to AGC by agc01@agccert.com.

**Sum of the SAR for WCDMA Band II & 5.3G Wi-Fi & BT:**

RF Exposure Conditions	Test Position	Simultaneous Transmission Scenario			$\Sigma$ 1-g SAR (W/kg)	SPLSR (Yes/No)
		WCDMA Band II	5.3G Wi-Fi DTS Band	Bluetooth		
Body-worn	Rear	0.089	0.426		0.515	No
	Front	0.089	0.061		0.150	No
	Rear	0.089		0.210	0.299	No
	Front	0.089		0.210	0.299	No

**Sum of the SAR for WCDMA Band IV & 5.3G Wi-Fi & BT:**

RF Exposure Conditions	Test Position	Simultaneous Transmission Scenario			$\Sigma$ 1-g SAR (W/kg)	SPLSR (Yes/No)
		WCDMA Band IV	5.3G Wi-Fi DTS Band	Bluetooth		
Body-worn	Rear	0.118	0.426		0.544	No
	Front	0.072	0.061		0.133	No
	Rear	0.118		0.210	0.328	No
	Front	0.072		0.210	0.282	No

**Sum of the SAR for WCDMA Band V & 5.3G Wi-Fi & BT:**

RF Exposure Conditions	Test Position	Simultaneous Transmission Scenario			$\Sigma$ 1-g SAR (W/kg)	SPLSR (Yes/No)
		WCDMA Band V	5.3G Wi-Fi DTS Band	Bluetooth		
Body-worn	Rear	0.135	0.426		0.561	No
	Front	0.088	0.061		0.149	No
	Rear	0.135		0.210	0.345	No
	Front	0.088		0.210	0.298	No

**Note:**

- According to KDB 447498 D01 General RF Exposure Guidance, when the simultaneous transmission SAR is less than 1.6 W/kg, SPLSR assessment is not required.
- SPLSR mean is "The SAR to Peak Location Separation Ratio "

**Sum of the SAR for LTE Band 2 & 5.3G Wi-Fi & BT:**

RF Exposure Conditions	Test Position	Simultaneous Transmission Scenario			$\Sigma$ 1-g SAR (W/kg)	SPLSR (Yes/No)
		LTE Band 2	5.3G Wi-Fi DTS Band	Bluetooth		
Body-worn	Rear	0.104	0.426		0.530	No
	Front	0.079	0.061		0.140	No
	Rear	0.104		0.210	0.314	No
	Front	0.079		0.210	0.289	No

**Sum of the SAR for LTE Band 4 & 5.3G Wi-Fi & BT:**

RF Exposure Conditions	Test Position	Simultaneous Transmission Scenario			$\Sigma$ 1-g SAR (W/kg)	SPLSR (Yes/No)
		LTE Band 4	5.3G Wi-Fi DTS Band	Bluetooth		
Body-worn	Rear	0.114	0.426		0.540	No
	Front	0.070	0.061		0.131	No
	Rear	0.114		0.210	0.324	No
	Front	0.070		0.210	0.280	No

**Sum of the SAR for LTE Band 5 & 5.3G Wi-Fi & BT:**

RF Exposure Conditions	Test Position	Simultaneous Transmission Scenario			$\Sigma$ 1-g SAR (W/kg)	SPLSR (Yes/No)
		LTE Band 5	5.3G Wi-Fi DTS Band	Bluetooth		
Body-worn	Rear	0.154	0.426		0.580	No
	Front	0.093	0.061		0.154	No
	Rear	0.154		0.210	0.364	No
	Front	0.093		0.210	0.303	No

**Sum of the SAR for LTE Band 7 & 5.3G Wi-Fi & BT:**

RF Exposure Conditions	Test Position	Simultaneous Transmission Scenario			$\Sigma$ 1-g SAR (W/kg)	SPLSR (Yes/No)
		LTE Band 7	5.3G Wi-Fi DTS Band	Bluetooth		
Body-worn	Rear	0.623	0.426		1.049	No
	Front	0.048	0.061		0.109	No
	Rear	0.623		0.210	0.833	No
	Front	0.048		0.210	0.258	No

**Note:**

- According to KDB 447498 D01 General RF Exposure Guidance, when the simultaneous transmission SAR is less than 1.6 W/kg, SPLSR assessment is not required.
- SPLSR mean is "The SAR to Peak Location Separation Ratio"

Any report having not been signed by authorized approver, or having been altered without authorization, or having not been stamped by the "Dedicated Testing/Inspection Stamp" is deemed to be invalid. Copying or excerpting portion of, or altering the content of the report is not permitted without the written authorization of AGC. The test results presented in the report apply only to the tested sample. Any objections to report issued by AGC should be submitted to AGC within 15 days after the issuance of the test report. Further enquiry of validity or verification of the test report should be addressed to AGC by agc01@agccert.com.

**Sum of the SAR for LTE Band 12 & 5.3G Wi-Fi & BT:**

RF Exposure Conditions	Test Position	Simultaneous Transmission Scenario			$\Sigma$ 1-g SAR (W/kg)	SPLSR (Yes/No)
		LTE Band 12	5.3G Wi-Fi DTS Band	Bluetooth		
Body-worn	Rear	0.235	0.426		0.661	No
	Front	0.208	0.061		0.269	No
	Rear	0.235		0.210	0.445	No
	Front	0.208		0.210	0.418	No

**Sum of the SAR for LTE Band 17 & 5.3G Wi-Fi & BT:**

RF Exposure Conditions	Test Position	Simultaneous Transmission Scenario			$\Sigma$ 1-g SAR (W/kg)	SPLSR (Yes/No)
		LTE Band 17	5.3G Wi-Fi DTS Band	Bluetooth		
Body-worn	Rear	0.237	0.426		0.663	No
	Front	0.215	0.061		0.276	No
	Rear	0.237		0.210	0.447	No
	Front	0.215		0.210	0.425	No

**Sum of the SAR for LTE Band 25 & 5.3G Wi-Fi & BT:**

RF Exposure Conditions	Test Position	Simultaneous Transmission Scenario			$\Sigma$ 1-g SAR (W/kg)	SPLSR (Yes/No)
		LTE Band 25	5.3G Wi-Fi DTS Band	Bluetooth		
Body-worn	Rear	0.099	0.426		0.525	No
	Front	0.076	0.061		0.137	No
	Rear	0.099		0.210	0.309	No
	Front	0.076		0.210	0.286	No

**Sum of the SAR for LTE Band 26A & 5.3G Wi-Fi & BT:**

RF Exposure Conditions	Test Position	Simultaneous Transmission Scenario			$\Sigma$ 1-g SAR (W/kg)	SPLSR (Yes/No)
		LTE Band 26A	5.3G Wi-Fi DTS Band	Bluetooth		
Body-worn	Rear	0.164	0.426		0.590	No
	Front	0.113	0.061		0.174	No
	Rear	0.164		0.210	0.374	No
	Front	0.113		0.210	0.323	No

**Note:**

- According to KDB 447498 D01 General RF Exposure Guidance, when the simultaneous transmission SAR is less than 1.6 W/kg, SPLSR assessment is not required.
- SPLSR mean is "The SAR to Peak Location Separation Ratio "

Any report having not been signed by authorized approver, or having been altered without authorization, or having not been stamped by the "Dedicated Testing/Inspection Stamp" is deemed to be invalid. Copying or excerpting portion of, or altering the content of the report is not permitted without the written authorization of AGC. The test results presented in the report apply only to the tested sample. Any objections to report issued by AGC should be submitted to AGC within 15 days after the issuance of the test report. Further enquiry of validity or verification of the test report should be addressed to AGC by agc01@agccert.com.

**Sum of the SAR for LTE Band 26B & 5.3G Wi-Fi & BT:**

RF Exposure Conditions	Test Position	Simultaneous Transmission Scenario			$\Sigma$ 1-g SAR (W/kg)	SPLSR (Yes/No)
		LTE Band 26B	5.3G Wi-Fi DTS Band	Bluetooth		
Body-worn	Rear	0.155	0.426		0.581	No
	Front	0.100	0.061		0.161	No
	Rear	0.155		0.210	0.365	No
	Front	0.100		0.210	0.310	No

**Sum of the SAR for LTE Band 38 & 5.3G Wi-Fi & BT:**

RF Exposure Conditions	Test Position	Simultaneous Transmission Scenario			$\Sigma$ 1-g SAR (W/kg)	SPLSR (Yes/No)
		LTE Band 38	5.3G Wi-Fi DTS Band	Bluetooth		
Body-worn	Rear	0.357	0.426		0.783	No
	Front	0.039	0.061		0.100	No
	Rear	0.357		0.210	0.567	No
	Front	0.039		0.210	0.249	No

**Sum of the SAR for LTE Band 41 & 5.3G Wi-Fi & BT:**

RF Exposure Conditions	Test Position	Simultaneous Transmission Scenario			$\Sigma$ 1-g SAR (W/kg)	SPLSR (Yes/No)
		LTE Band 41	5.3G Wi-Fi DTS Band	Bluetooth		
Body-worn	Rear	0.360	0.426		0.786	No
	Front	0.038	0.061		0.099	No
	Rear	0.360		0.210	0.570	No
	Front	0.038		0.210	0.248	No

**Note:**

- According to KDB 447498 D01 General RF Exposure Guidance, when the simultaneous transmission SAR is less than 1.6 W/kg, SPLSR assessment is not required.
- SPLSR mean is "The SAR to Peak Location Separation Ratio "

Any report having not been signed by authorized approver, or having been altered without authorization, or having not been stamped by the "Dedicated Testing/Inspection Stamp" is deemed to be invalid. Copying or excerpting portion of, or altering the content of the report is not permitted without the written authorization of AGC. The test results presented in the report apply only to the tested sample. Any objections to report issued by AGC should be submitted to AGC within 15days after the issuance of the test report. Further enquiry of validity or verification of the test report should be addressed to AGC by agc01@agccert.com.



**Sum of the SAR for GSM 850 & 5.8G Wi-Fi & BT:**

RF Exposure Conditions	Test Position	Simultaneous Transmission Scenario			$\Sigma$ 1-g SAR (W/kg)	SPLSR (Yes/No)
		GSM 850	5.8G Wi-Fi DTS Band	Bluetooth		
Body-worn (voice)	Rear	0.161	0.392		0.553	No
		0.161		0.210	0.371	No
	Front	0.108	0.105		0.213	No
		0.108		0.210	0.318	No
Body-worn (Data)	Rear	0.329		0.210	0.539	No
		0.329	0.392		0.721	No
	Front	0.166		0.210	0.376	No
		0.166	0.105		0.271	No

**Sum of the SAR for GSM 1900 & 5.8G Wi-Fi & BT:**

RF Exposure Conditions	Test Position	Simultaneous Transmission Scenario			$\Sigma$ 1-g SAR (W/kg)	SPLSR (Yes/No)
		PCS 1900	5.8G Wi-Fi DTS Band	Bluetooth		
Body-worn (voice)	Rear	0.052	0.392		0.444	No
		0.052		0.210	0.262	No
	Front	0.036	0.105		0.141	No
		0.036		0.210	0.246	No
Body-worn (Data)	Rear	0.106		0.210	0.316	No
		0.106	0.392		0.498	No
	Front	0.172		0.210	0.382	No
		0.172	0.105		0.277	No

**Note:**

- According to KDB 447498 D01 General RF Exposure Guidance, when the simultaneous transmission SAR is less than 1.6 W/kg, SPLSR assessment is not required.
- SPLSR mean is “The SAR to Peak Location Separation Ratio “

Any report having not been signed by authorized approver, or having been altered without authorization, or having not been stamped by the “Dedicated Testing/Inspection Stamp” is deemed to be invalid. Copying or excerpting portion of, or altering the content of the report is not permitted without the written authorization of AGC. The test results presented in the report apply only to the tested sample. Any objections to report issued by AGC should be submitted to AGC within 15days after the issuance of the test report. Further enquiry of validity or verification of the test report should be addressed to AGC by agc01@agccert.com.



**Sum of the SAR for WCDMA Band II & 5.8G Wi-Fi & BT:**

RF Exposure Conditions	Test Position	Simultaneous Transmission Scenario			$\Sigma$ 1-g SAR (W/kg)	SPLSR (Yes/No)
		WCDMA Band II	5.8G Wi-Fi DTS Band	Bluetooth		
Body-worn	Rear	0.089	0.392		0.481	No
	Front	0.089	0.105		0.194	No
	Rear	0.089		0.210	0.299	No
	Front	0.089		0.210	0.299	No

**Sum of the SAR for WCDMA Band IV & 5.8G Wi-Fi & BT:**

RF Exposure Conditions	Test Position	Simultaneous Transmission Scenario			$\Sigma$ 1-g SAR (W/kg)	SPLSR (Yes/No)
		WCDMA Band IV	5.8G Wi-Fi DTS Band	Bluetooth		
Body-worn	Rear	0.118	0.392		0.510	No
	Front	0.072	0.105		0.177	No
	Rear	0.118		0.210	0.328	No
	Front	0.072		0.210	0.282	No

**Sum of the SAR for WCDMA Band V & 5.8G Wi-Fi & BT:**

RF Exposure Conditions	Test Position	Simultaneous Transmission Scenario			$\Sigma$ 1-g SAR (W/kg)	SPLSR (Yes/No)
		WCDMA Band V	5.8G Wi-Fi DTS Band	Bluetooth		
Body-worn	Rear	0.135	0.392		0.527	No
	Front	0.088	0.105		0.193	No
	Rear	0.135		0.210	0.345	No
	Front	0.088		0.210	0.298	No

**Note:**

- According to KDB 447498 D01 General RF Exposure Guidance, when the simultaneous transmission SAR is less than 1.6 W/kg, SPLSR assessment is not required.
- SPLSR mean is "The SAR to Peak Location Separation Ratio "

Any report having not been signed by authorized approver, or having been altered without authorization, or having not been stamped by the "Dedicated Testing/Inspection Stamp" is deemed to be invalid. Copying or excerpting portion of, or altering the content of the report is not permitted without the written authorization of AGC. The test results presented in the report apply only to the tested sample. Any objections to report issued by AGC should be submitted to AGC within 15days after the issuance of the test report. Further enquiry of validity or verification of the test report should be addressed to AGC by agc01@agccert.com.

**Sum of the SAR for LTE Band 2 & 5.8G Wi-Fi & BT:**

RF Exposure Conditions	Test Position	Simultaneous Transmission Scenario			$\Sigma$ 1-g SAR (W/kg)	SPLSR (Yes/No)
		LTE Band 2	5.8G Wi-Fi DTS Band	Bluetooth		
Body-worn	Rear	0.104	0.392		0.496	No
	Front	0.079	0.105		0.184	No
	Rear	0.104		0.210	0.314	No
	Front	0.079		0.210	0.289	No

**Sum of the SAR for LTE Band 4 & 5.8G Wi-Fi & BT:**

RF Exposure Conditions	Test Position	Simultaneous Transmission Scenario			$\Sigma$ 1-g SAR (W/kg)	SPLSR (Yes/No)
		LTE Band 4	5.8G Wi-Fi DTS Band	Bluetooth		
Body-worn	Rear	0.114	0.392		0.506	No
	Front	0.070	0.105		0.175	No
	Rear	0.114		0.210	0.324	No
	Front	0.070		0.210	0.280	No

**Sum of the SAR for LTE Band 5 & 5.8G Wi-Fi & BT:**

RF Exposure Conditions	Test Position	Simultaneous Transmission Scenario			$\Sigma$ 1-g SAR (W/kg)	SPLSR (Yes/No)
		LTE Band 5	5.8G Wi-Fi DTS Band	Bluetooth		
Body-worn	Rear	0.154	0.392		0.546	No
	Front	0.093	0.105		0.198	No
	Rear	0.154		0.210	0.364	No
	Front	0.093		0.210	0.303	No

**Sum of the SAR for LTE Band 7 & 5.8G Wi-Fi & BT:**

RF Exposure Conditions	Test Position	Simultaneous Transmission Scenario			$\Sigma$ 1-g SAR (W/kg)	SPLSR (Yes/No)
		LTE Band 7	5.8G Wi-Fi DTS Band	Bluetooth		
Body-worn	Rear	0.623	0.392		1.015	No
	Front	0.048	0.105		0.153	No
	Rear	0.623		0.210	0.833	No
	Front	0.048		0.210	0.258	No

**Note:**

- According to KDB 447498 D01 General RF Exposure Guidance, when the simultaneous transmission SAR is less than 1.6 W/kg, SPLSR assessment is not required.
- SPLSR mean is "The SAR to Peak Location Separation Ratio "

Any report having not been signed by authorized approver, or having been altered without authorization, or having not been stamped by the "Dedicated Testing/Inspection Stamp" is deemed to be invalid. Copying or excerpting portion of, or altering the content of the report is not permitted without the written authorization of AGC. The test results presented in the report apply only to the tested sample. Any objections to report issued by AGC should be submitted to AGC within 15days after the issuance of the test report. Further enquiry of validity or verification of the test report should be addressed to AGC by agc01@agccert.com.

**Sum of the SAR for LTE Band 12 & 5.8G Wi-Fi & BT:**

RF Exposure Conditions	Test Position	Simultaneous Transmission Scenario			$\Sigma$ 1-g SAR (W/kg)	SPLSR (Yes/No)
		LTE Band 12	5.8G Wi-Fi DTS Band	Bluetooth		
Body-worn	Rear	0.235	0.392		0.627	No
	Front	0.208	0.105		0.313	No
	Rear	0.235		0.210	0.445	No
	Front	0.208		0.210	0.418	No

**Sum of the SAR for LTE Band 17 & 5.8G Wi-Fi & BT:**

RF Exposure Conditions	Test Position	Simultaneous Transmission Scenario			$\Sigma$ 1-g SAR (W/kg)	SPLSR (Yes/No)
		LTE Band 17	5.8G Wi-Fi DTS Band	Bluetooth		
Body-worn	Rear	0.237	0.392		0.629	No
	Front	0.215	0.105		0.320	No
	Rear	0.237		0.210	0.447	No
	Front	0.215		0.210	0.425	No

**Sum of the SAR for LTE Band 25 & 5.8G Wi-Fi & BT:**

RF Exposure Conditions	Test Position	Simultaneous Transmission Scenario			$\Sigma$ 1-g SAR (W/kg)	SPLSR (Yes/No)
		LTE Band 25	5.8G Wi-Fi DTS Band	Bluetooth		
Body-worn	Rear	0.099	0.392		0.491	No
	Front	0.076	0.105		0.181	No
	Rear	0.099		0.210	0.309	No
	Front	0.076		0.210	0.286	No

**Sum of the SAR for LTE Band 26A & 5.8G Wi-Fi & BT:**

RF Exposure Conditions	Test Position	Simultaneous Transmission Scenario			$\Sigma$ 1-g SAR (W/kg)	SPLSR (Yes/No)
		LTE Band 26A	5.8G Wi-Fi DTS Band	Bluetooth		
Body-worn	Rear	0.164	0.392		0.556	No
	Front	0.113	0.105		0.218	No
	Rear	0.164		0.210	0.374	No
	Front	0.113		0.210	0.323	No

**Note:**

- According to KDB 447498 D01 General RF Exposure Guidance, when the simultaneous transmission SAR is less than 1.6 W/kg, SPLSR assessment is not required.
- SPLSR mean is "The SAR to Peak Location Separation Ratio "

Any report having not been signed by authorized approver, or having been altered without authorization, or having not been stamped by the "Dedicated Testing/Inspection Stamp" is deemed to be invalid. Copying or excerpting portion of, or altering the content of the report is not permitted without the written authorization of AGC. The test results presented in the report apply only to the tested sample. Any objections to report issued by AGC should be submitted to AGC within 15 days after the issuance of the test report. Further enquiry of validity or verification of the test report should be addressed to AGC by agc01@agccert.com.

**Sum of the SAR for LTE Band 26B & 5.8G Wi-Fi & BT:**

RF Exposure Conditions	Test Position	Simultaneous Transmission Scenario			$\Sigma$ 1-g SAR (W/kg)	SPLSR (Yes/No)
		LTE Band 26B	5.8G Wi-Fi DTS Band	Bluetooth		
Body-worn	Rear	0.155	0.392		0.547	No
	Front	0.100	0.105		0.205	No
	Rear	0.155		0.210	0.365	No
	Front	0.100		0.210	0.310	No

**Sum of the SAR for LTE Band 38 & 5.8G Wi-Fi & BT:**

RF Exposure Conditions	Test Position	Simultaneous Transmission Scenario			$\Sigma$ 1-g SAR (W/kg)	SPLSR (Yes/No)
		LTE Band 38	5.8G Wi-Fi DTS Band	Bluetooth		
Body-worn	Rear	0.357	0.392		0.749	No
	Front	0.039	0.105		0.144	No
	Rear	0.357		0.210	0.567	No
	Front	0.039		0.210	0.249	No

**Sum of the SAR for LTE Band 41 & 5.8G Wi-Fi & BT:**

RF Exposure Conditions	Test Position	Simultaneous Transmission Scenario			$\Sigma$ 1-g SAR (W/kg)	SPLSR (Yes/No)
		LTE Band 41	5.8G Wi-Fi DTS Band	Bluetooth		
Body-worn	Rear	0.360	0.392		0.752	No
	Front	0.038	0.105		0.143	No
	Rear	0.360		0.210	0.570	No
	Front	0.038		0.210	0.248	No

**Note:**

- According to KDB 447498 D01 General RF Exposure Guidance, when the simultaneous transmission SAR is less than 1.6 W/kg, SPLSR assessment is not required.
- SPLSR mean is "The SAR to Peak Location Separation Ratio"

Any report having not been signed by authorized approver, or having been altered without authorization, or having not been stamped by the "Dedicated Testing/Inspection Stamp" is deemed to be invalid. Copying or excerpting portion of, or altering the content of the report is not permitted without the written authorization of AGC. The test results presented in the report apply only to the tested sample. Any objections to report issued by AGC should be submitted to AGC within 15 days after the issuance of the test report. Further enquiry of validity or verification of the test report should be addressed to AGC by agc01@agccert.com.

## APPENDIX A. SAR SYSTEM CHECK DATA

Test Laboratory: AGC Lab

Date: Sep. 26, 2024

System Check Head 750 MHz

DUT: Dipole 750 MHz Type: SID 750

Communication System CW; Communication System Band: D750 (750.0 MHz); Duty Cycle: 1:1; Conv.F=2.04

Frequency: 750 MHz; Medium parameters used:  $f = 750$  MHz;  $\sigma = 0.92$  mho/m;  $\epsilon_r = 41.36$ ;  $\rho = 1000$  kg/m<sup>3</sup> ;

Phantom section: Flat Section; Input Power=18dBm

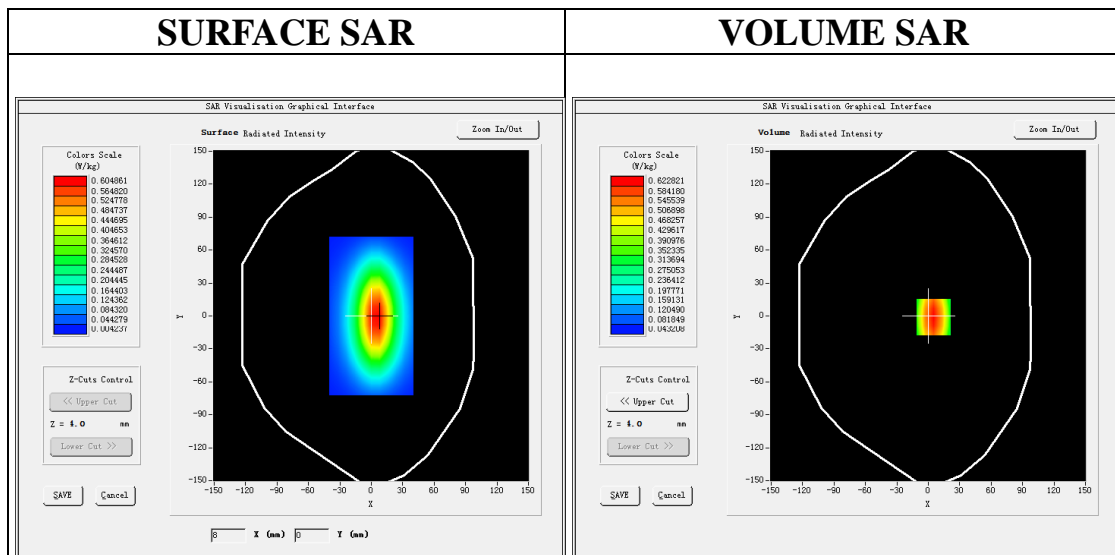
Ambient temperature (°C):20.9, Liquid temperature (°C): 20.7

SATIMO Configuration:

- Probe: SSE2; Calibrated: Apr. 30, 2024; Serial No.: 2023-EPGO-414
- Sensor-Surface: 4mm (Mechanical Surface Detection)
- Phantom: SAM twin phantom
- Measurement SW: OpenSAR V4\_02\_35

Configuration/System Check 750MHz Head/Area Scan: Measurement grid: dx=8mm, dy=8mm

Configuration/System Check 750MHz Head/Zoom Scan: Measurement grid: dx=8mm,dy=8mm, dz=5mm



Maximum location: X=5.00, Y=-1.00

SAR Peak: 0.89 W/kg

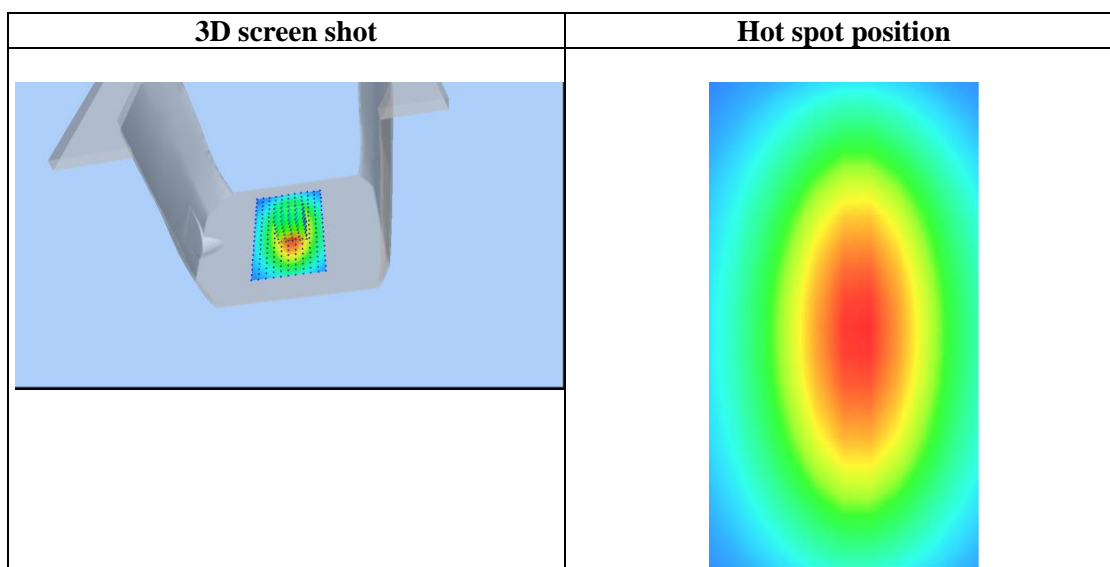
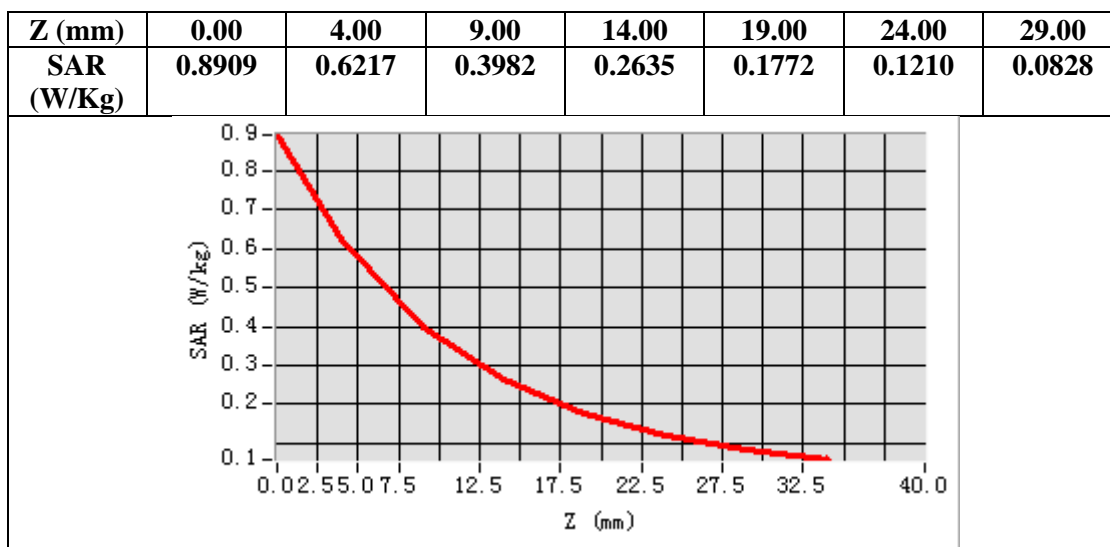
SAR 10g (W/Kg)	0.347610
SAR 1g (W/Kg)	0.556741

Any report having not been signed by authorized approver, or having been altered without authorization, or having not been stamped by the “Dedicated Testing/Inspection Stamp” is deemed to be invalid. Copying or excerpting portion of, or altering the content of the report is not permitted without the written authorization of AGC. The test results presented in the report apply only to the tested sample. Any objections to report issued by AGC should be submitted to AGC within 15days after the issuance of the test report. Further enquiry of validity or verification of the test report should be addressed to AGC by agc01@agccert.com.

Attestation of Global Compliance(Shenzhen)Co., Ltd

Attestation of Global Compliance(Shenzhen)Std & Tech Co., Ltd

Tel: +86-755 2523 4088 E-mail: agc@agccert.com Web: http://www.agccert.com/



Any report having not been signed by authorized approver, or having been altered without authorization, or having not been stamped by the "Dedicated Testing/Inspection Stamp" is deemed to be invalid. Copying or excerpting portion of, or altering the content of the report is not permitted without the written authorization of AGC. The test results presented in the report apply only to the tested sample. Any objections to report issued by AGC should be submitted to AGC within 15days after the issuance of the test report. Further enquiry of validity or verification of the test report should be addressed to AGC by agc01@agccert.com.



**Test Laboratory: AGC Lab**  
**System Check Head 835 MHz**  
**DUT: Dipole 835 MHz    Type: SID 835**

**Date: Sep. 25, 2024**

Communication System CW; Communication System Band: D835 (835.0 MHz); Duty Cycle: 1:1; Conv.F=1.89  
Frequency: 835 MHz; Medium parameters used:  $f = 835 \text{ MHz}$ ;  $\sigma = 0.93 \text{ mho/m}$ ;  $\epsilon_r = 42.07$ ;  $\rho = 1000 \text{ kg/m}^3$  ;  
Phantom section: Flat Section; Input Power=18dBm

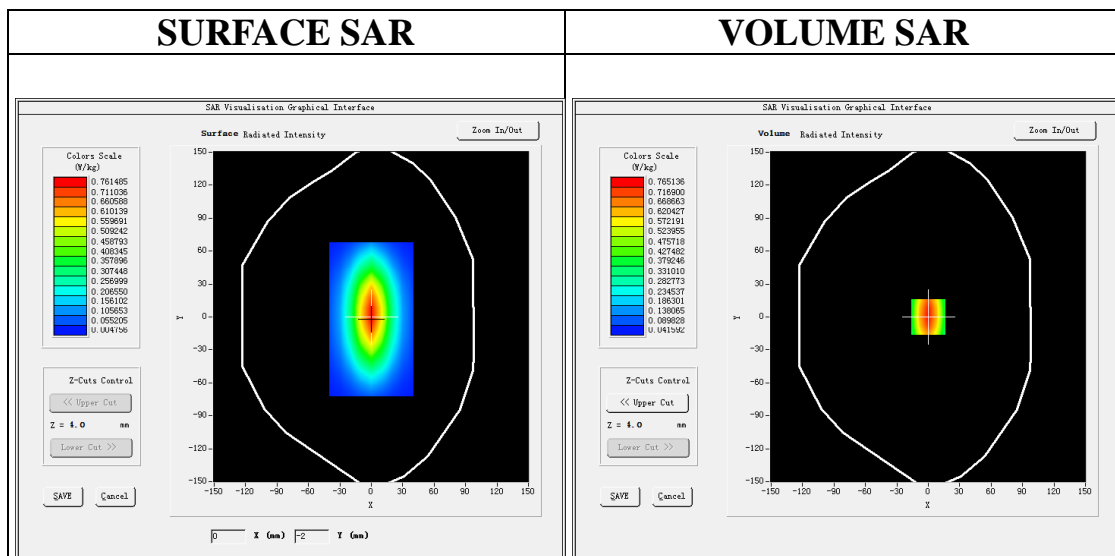
Ambient temperature (°C):21.6, Liquid temperature (°C): 21.2

SATIMO Configuration:

- Probe: SSE2; Calibrated: Apr. 30, 2024; Serial No.: 2023-EPGO-414
- Sensor-Surface: 4mm (Mechanical Surface Detection)
- Phantom: SAM twin phantom
- Measurement SW: OpenSAR V4\_02\_35

**Configuration/System Check 835MHz Head/Area Scan:** Measurement grid: dx=8mm, dy=8mm

**Configuration/System Check 835MHz Head/Zoom Scan:** Measurement grid: dx=8mm,dy=8mm, dz=5mm



**Maximum location: X=0.00, Y=0.00**

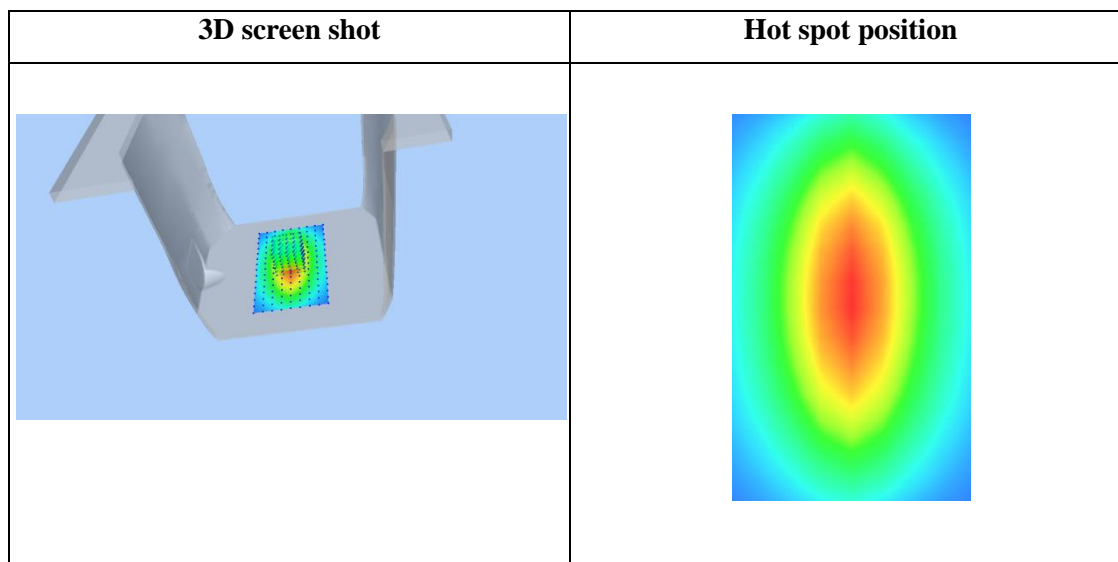
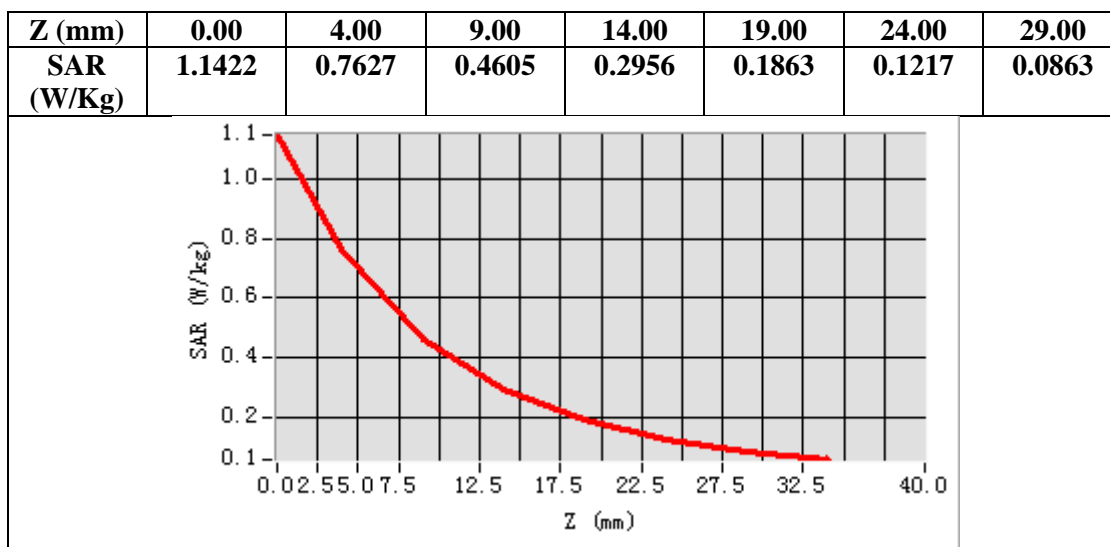
**SAR Peak: 1.14 W/kg**

<b>SAR 10g (W/Kg)</b>	0.401125
<b>SAR 1g (W/Kg)</b>	0.656841

Any report having not been signed by authorized approver, or having been altered without authorization, or having not been stamped by the “Dedicated Testing/Inspection Stamp” is deemed to be invalid. Copying or excerpting portion of, or altering the content of the report is not permitted without the written authorization of AGC. The test results presented in the report apply only to the tested sample. Any objections to report issued by AGC should be submitted to AGC within 15days after the issuance of the test report. Further enquiry of validity or verification of the test report should be addressed to AGC by agc01@agccert.com.

Attestation of Global Compliance(Shenzhen)Co., Ltd  
Attestation of Global Compliance(Shenzhen)Std & Tech Co., Ltd  
Tel: +86-755 2523 4088    E-mail: agc@agccert.com    Web: <http://www.agccert.com/>





Any report having not been signed by authorized approver, or having been altered without authorization, or having not been stamped by the “Dedicated Testing/Inspection Stamp” is deemed to be invalid. Copying or excerpting portion of, or altering the content of the report is not permitted without the written authorization of AGC. The test results presented in the report apply only to the tested sample. Any objections to report issued by AGC should be submitted to AGC within 15days after the issuance of the test report. Further enquiry of validity or verification of the test report should be addressed to AGC by agc01@agccert.com.

**Test Laboratory: AGC Lab**  
**System Check Head 1750MHz**

**Date: Oct. 23, 2024**

**DUT: Dipole 1800 MHz; Type: SID 1800**

Communication System: CW; Communication System Band: D1700 (1750.0 MHz); Duty Cycle:1:1; Conv.F=2.28  
Frequency: 1750 MHz; Medium parameters used:  $f = 1750\text{MHz}$ ;  $\sigma=1.36 \text{ mho/m}$ ;  $\epsilon_r=39.47$ ;  $\rho= 1000 \text{ kg/m}^3$  ;  
Phantom section: Flat Section; Input Power=18dBm

Ambient temperature (°C): 21.9, Liquid temperature (°C): 21.4

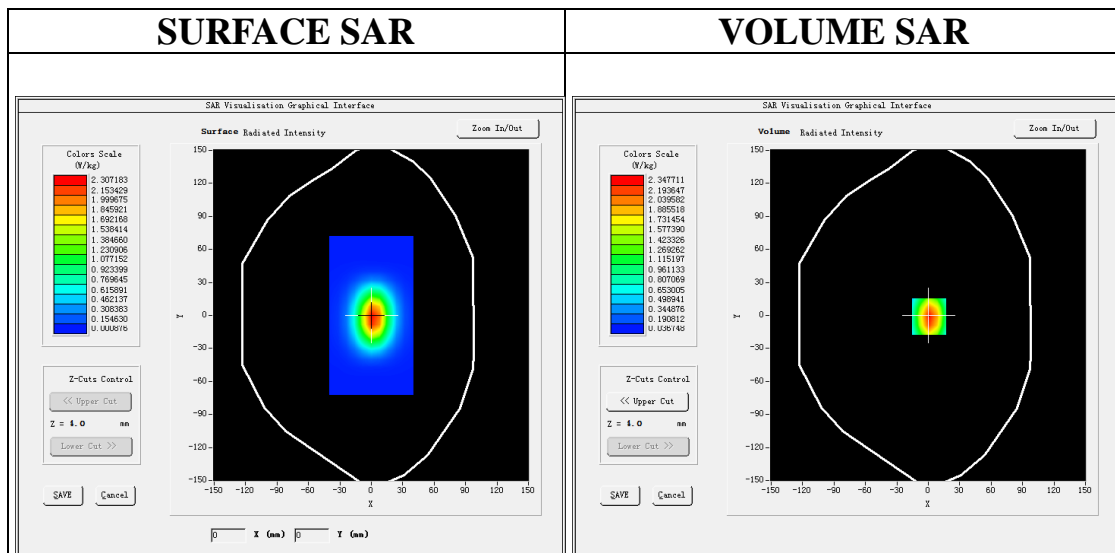
SATIMO Configuration:

Probe: SSE2; Calibrated: Apr. 30, 2024; Serial No.: 2023-EPGO-414

- Sensor-Surface: 4mm (Mechanical Surface Detection)
- Phantom: SAM twin phantom
- Measurement SW: OpenSAR V4\_02\_35

**Configuration/System Check 1750MHz Head/Area Scan:** Measurement grid:  $dx=8\text{mm}, dy=8\text{mm}$

**Configuration/System Check 1750MHz Head/Zoom Scan:** Measurement grid:  $dx=8\text{mm}, dy=8\text{mm}, dz=5\text{mm}$



**Maximum location: X=1.00, Y=-1.00**

**SAR Peak: 3.76 W/kg**

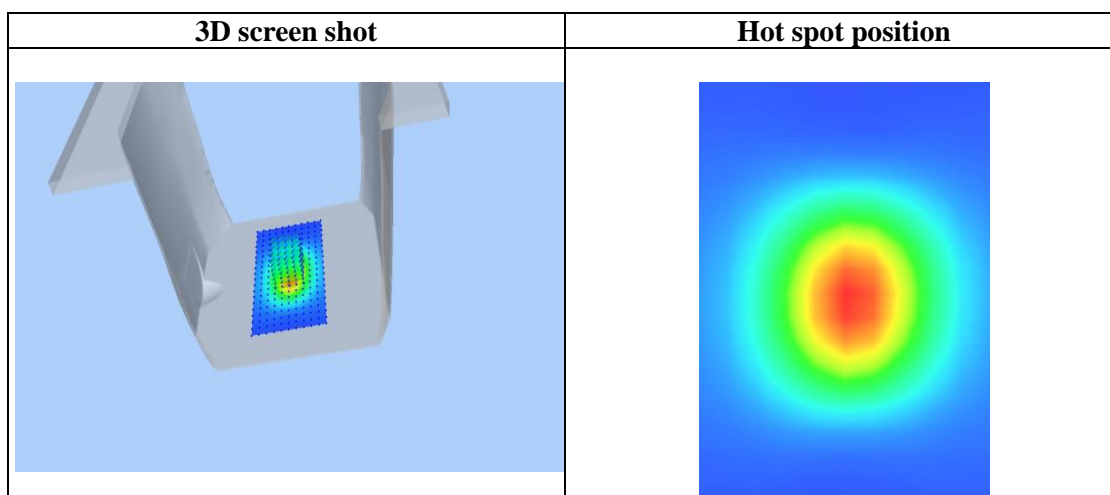
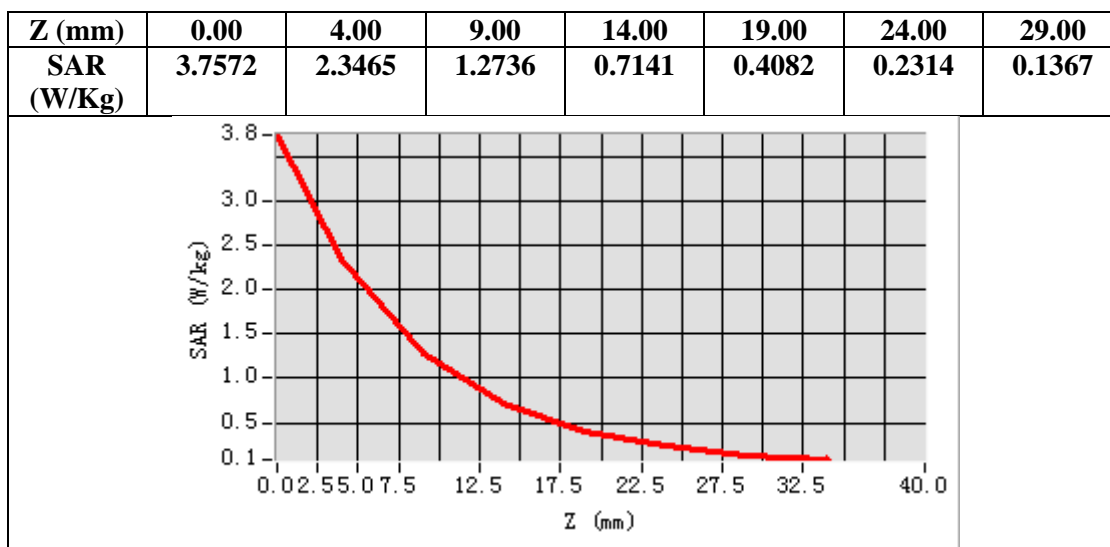
<b>SAR 10g (W/Kg)</b>	1.172151
<b>SAR 1g (W/Kg)</b>	2.238515

Any report having not been signed by authorized approver, or having been altered without authorization, or having not been stamped by the “Dedicated Testing/Inspection Stamp” is deemed to be invalid. Copying or excerpting portion of, or altering the content of the report is not permitted without the written authorization of AGC. The test results presented in the report apply only to the tested sample. Any objections to report issued by AGC should be submitted to AGC within 15days after the issuance of the test report. Further enquiry of validity or verification of the test report should be addressed to AGC by [agc01@agccert.com](mailto:agc01@agccert.com).

Attestation of Global Compliance(Shenzhen)Co., Ltd

Attestation of Global Compliance(Shenzhen)Std & Tech Co., Ltd

Tel: +86-755 2523 4088 E-mail: [agc@agccert.com](mailto:agc@agccert.com) Web: <http://www.agccert.com/>



Any report having not been signed by authorized approver, or having been altered without authorization, or having not been stamped by the “Dedicated Testing/Inspection Stamp” is deemed to be invalid. Copying or excerpting portion of, or altering the content of the report is not permitted without the written authorization of AGC. The test results presented in the report apply only to the tested sample. Any objections to report issued by AGC should be submitted to AGC within 15days after the issuance of the test report. Further enquiry of validity or verification of the test report should be addressed to AGC by agc01@agccert.com.

**Test Laboratory: AGC Lab**  
**System Check Head 1900MHz**

**Date: Sep. 30, 2024**

**DUT: Dipole 1900 MHz; Type: SID 1900**

Communication System: CW; Communication System Band: D1900 (1900.0 MHz); Duty Cycle:1:1; Conv.F=2.08  
Frequency: 1900 MHz; Medium parameters used:  $f = 1900$  MHz;  $\sigma = 1.43$  mho/m;  $\epsilon_r = 39.18$ ;  $\rho = 1000$  kg/m<sup>3</sup> ;  
Phantom section: Flat Section; Input Power=18dBm

Ambient temperature (°C):21.2, Liquid temperature (°C): 20.9

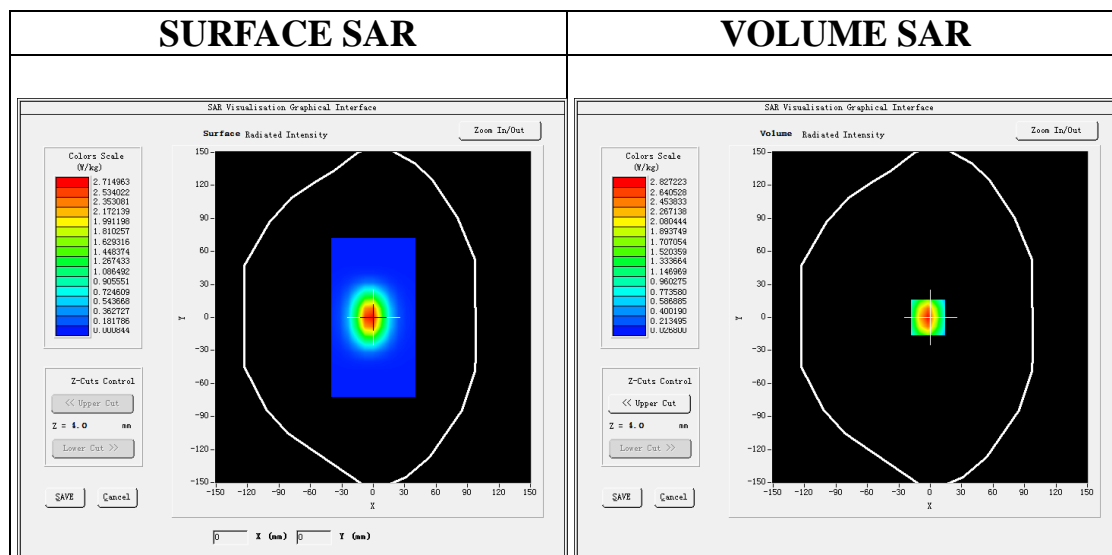
SATIMO Configuration:

Probe: SSE2; Calibrated: Apr. 30, 2024; Serial No.: 2023-EPGO-414

- Sensor-Surface: 4mm (Mechanical Surface Detection)
- Phantom: SAM twin phantom
- Measurement SW: OpenSAR V4\_02\_35

**Configuration/System Check 1900MHz Head/Area Scan:** Measurement grid: dx=8mm, dy=8mm

**Configuration/System Check 1900MHz Head/Zoom Scan:** Measurement grid: dx=8mm,dy=8mm, dz=5mm



**Maximum location: X=-2.00, Y=0.00**

**SAR Peak: 4.68 W/kg**

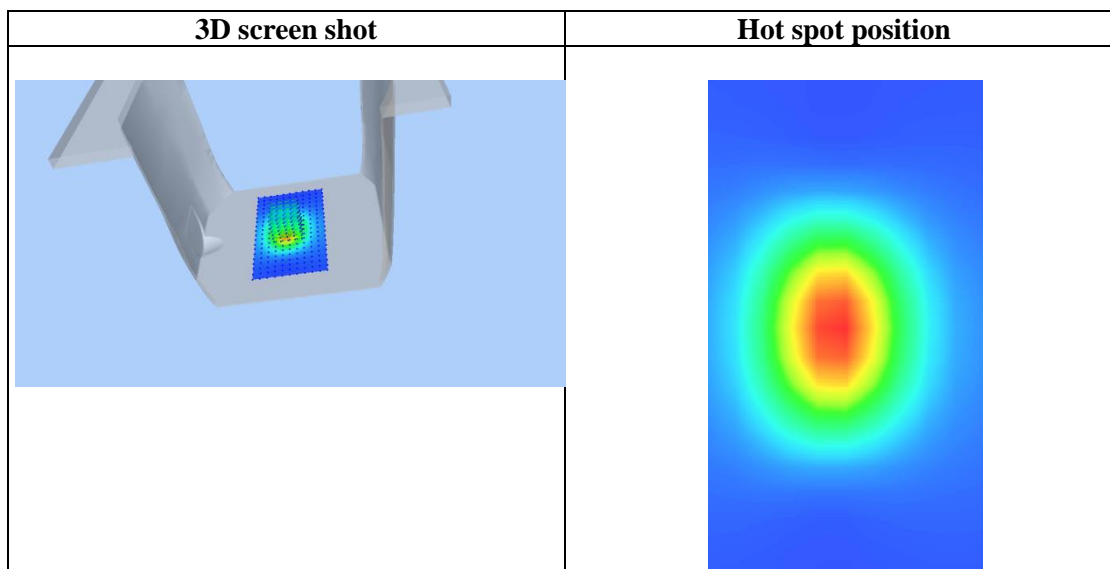
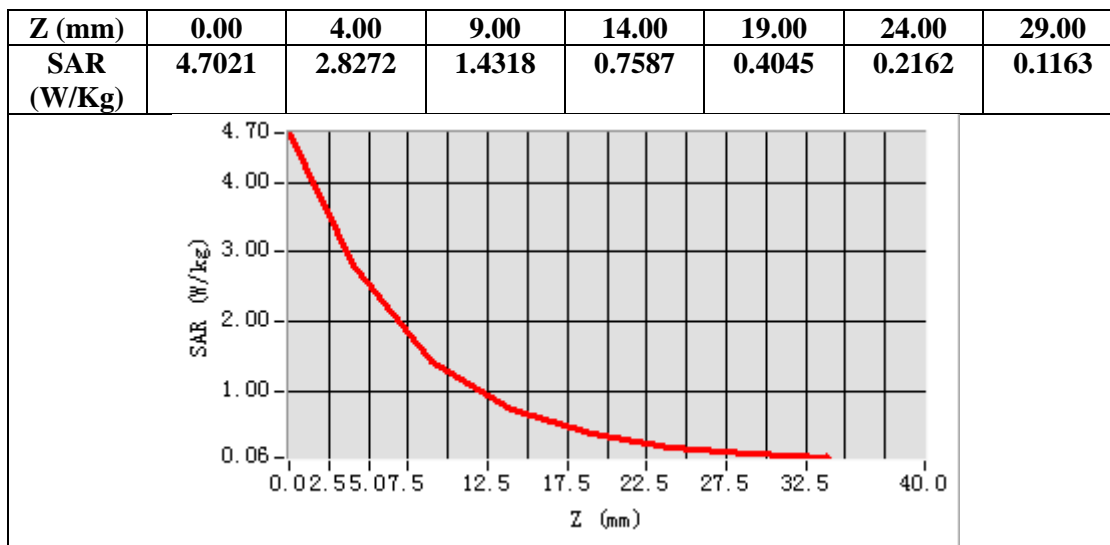
<b>SAR 10g (W/Kg)</b>	1.297524
<b>SAR 1g (W/Kg)</b>	2.666352

Any report having not been signed by authorized approver, or having been altered without authorization, or having not been stamped by the "Dedicated Testing/Inspection Stamp" is deemed to be invalid. Copying or excerpting portion of, or altering the content of the report is not permitted without the written authorization of AGC. The test results presented in the report apply only to the tested sample. Any objections to report issued by AGC should be submitted to AGC within 15days after the issuance of the test report. Further enquiry of validity or verification of the test report should be addressed to AGC by agc01@agccert.com.

Attestation of Global Compliance(Shenzhen)Co., Ltd

Attestation of Global Compliance(Shenzhen)Std & Tech Co., Ltd

Tel: +86-755 2523 4088 E-mail: agc@agccert.com Web: http://www.agccert.com/



Any report having not been signed by authorized approver, or having been altered without authorization, or having not been stamped by the "Dedicated Testing/Inspection Stamp" is deemed to be invalid. Copying or excerpting portion of, or altering the content of the report is not permitted without the written authorization of AGC. The test results presented in the report apply only to the tested sample. Any objections to report issued by AGC should be submitted to AGC within 15days after the issuance of the test report. Further enquiry of validity or verification of the test report should be addressed to AGC by agc01@agccert.com.

Test Laboratory: AGC Lab

Date: Sep. 28, 2024

System Check Head 2450 MHz

DUT: Dipole 2450 MHz Type: SID 2450

Communication System CW; Communication System Band: D2450 (2450.0 MHz); Duty Cycle: 1:1; Conv.F=2.16

Frequency: 2450 MHz; Medium parameters used:  $f = 2450$  MHz;  $\sigma = 1.83$  mho/m;  $\epsilon_r = 38.52$ ;  $\rho = 1000$  kg/m<sup>3</sup> ;

Phantom section: Flat Section; Input Power=18dBm

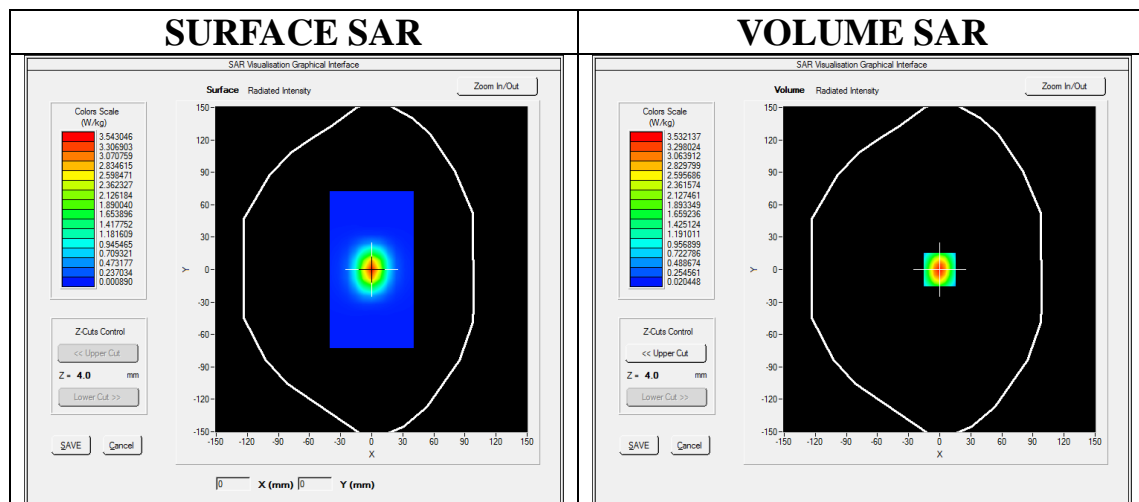
Ambient temperature (°C):21.2, Liquid temperature (°C): 20.8

SATIMO Configuration

- Probe: SSE2; Calibrated: Apr. 30, 2024; Serial No.: 2023-EPGO-414
- Sensor-Surface: 4mm (Mechanical Surface Detection)
- Phantom: SAM twin phantom
- Measurement SW: OpenSAR V4\_02\_35

Configuration/System Check 2450MHz Head/Area Scan: Measurement grid: dx=8mm, dy=8mm

Configuration/System Check 2450MHz Head/Zoom Scan: Measurement grid: dx=5mm,dy=5mm, dz=5mm



Maximum location: X=0.00, Y=0.00

SAR Peak: 5.93 W/kg

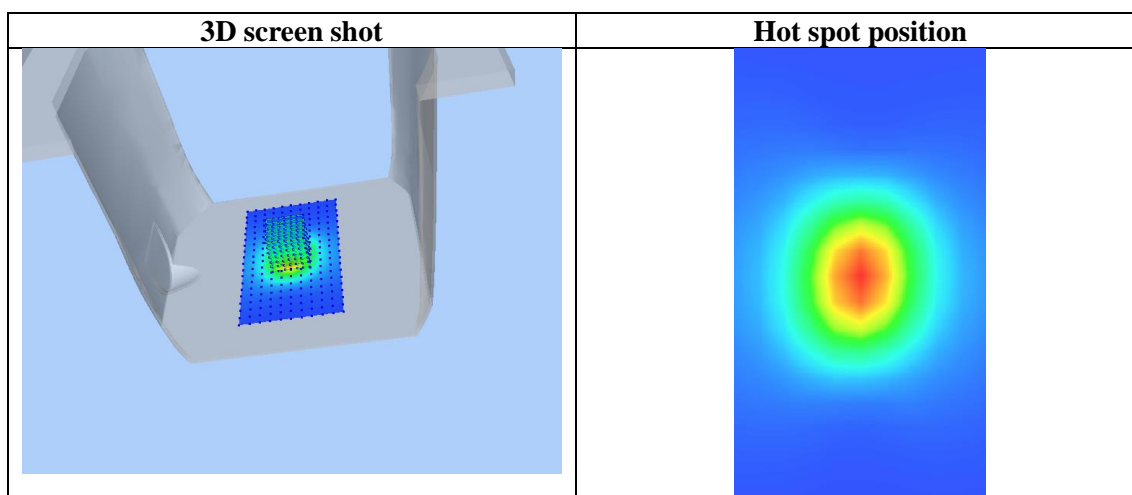
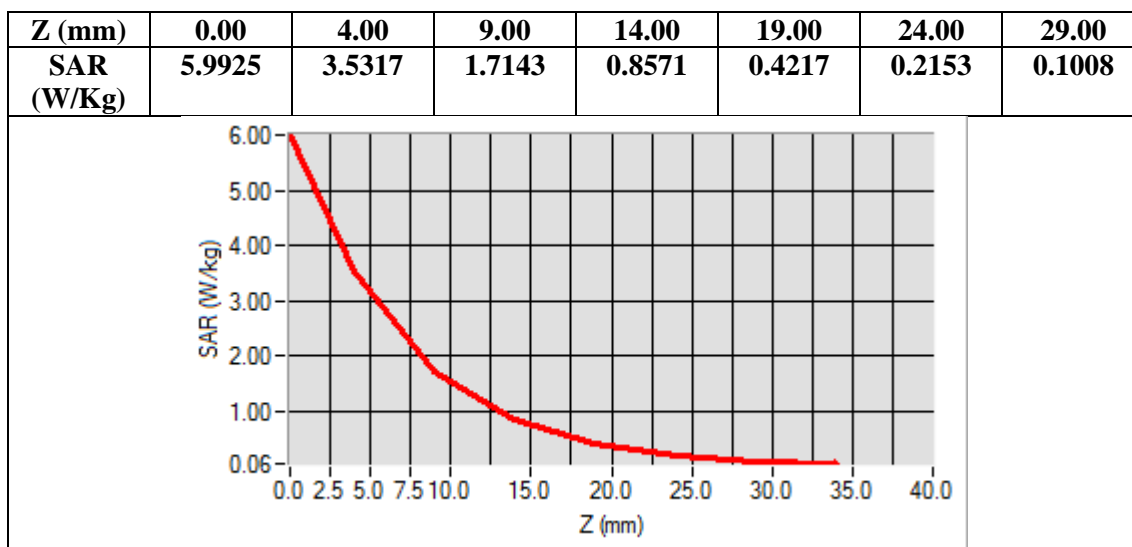
SAR 10g (W/Kg)	1.393284
SAR 1g (W/Kg)	3.225813

Any report having not been signed by authorized approver, or having been altered without authorization, or having not been stamped by the “Dedicated Testing/Inspection Stamp” is deemed to be invalid. Copying or excerpting portion of, or altering the content of the report is not permitted without the written authorization of AGC. The test results presented in the report apply only to the tested sample. Any objections to report issued by AGC should be submitted to AGC within 15days after the issuance of the test report. Further enquiry of validity or verification of the test report should be addressed to AGC by agc01@agccert.com.

Attestation of Global Compliance(Shenzhen)Co., Ltd

Attestation of Global Compliance(Shenzhen)Std & Tech Co., Ltd

Tel: +86-755 2523 4088 E-mail: agc@agccert.com Web: http://www.agccert.com/



Any report having not been signed by authorized approver, or having been altered without authorization, or having not been stamped by the “Dedicated Testing/Inspection Stamp” is deemed to be invalid. Copying or excerpting portion of, or altering the content of the report is not permitted without the written authorization of AGC. The test results presented in the report apply only to the tested sample. Any objections to report issued by AGC should be submitted to AGC within 15days after the issuance of the test report. Further enquiry of validity or verification of the test report should be addressed to AGC by agc01@agccert.com.



**Test Laboratory: AGC Lab**  
**System Check Head 2600MHz**

**Date: Sep. 29, 2024**

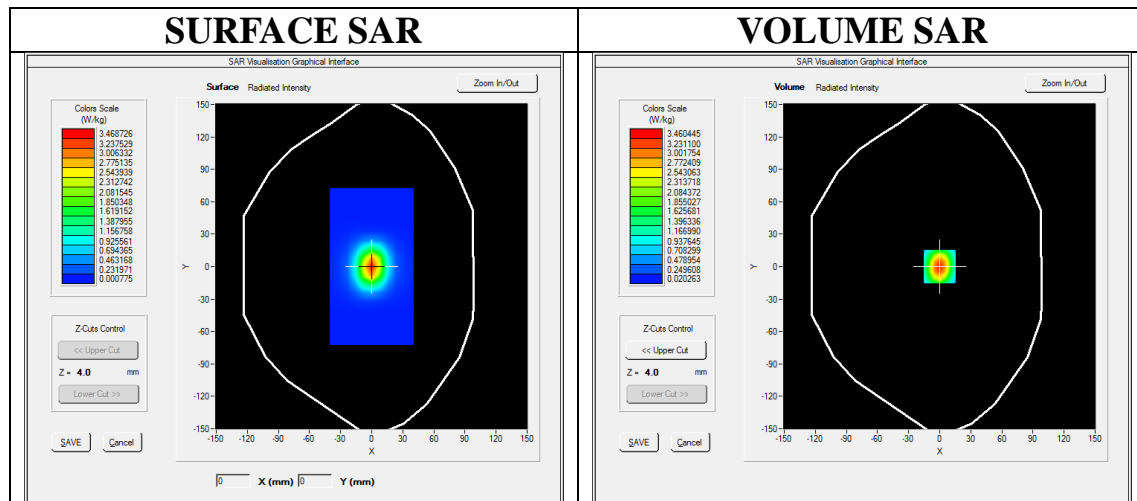
**DUT: Dipole 2600 MHz; Type: SID 2600**

Communication System: CW; Communication System Band: D2600 (2600.0 MHz); Duty Cycle: 1:1; Conv.F=2.06  
Frequency:2600 MHz; Medium parameters used:  $f = 2600$  MHz;  $\sigma = 1.94$  mho/m;  $\epsilon_r = 39.31$ ;  $\rho = 1000$  kg/m<sup>3</sup> ;  
Phantom section: Flat Section; Input Power=18dBm  
Ambient temperature (°C): 21.6, Liquid temperature (°C): 21.2

SATIMO Configuration:

- Probe: SSE2; Calibrated: Apr. 30, 2024; Serial No.: 2023-EPGO-414
- Sensor-Surface: 4mm (Mechanical Surface Detection)
- Phantom: SAM twin phantom
- Measurement SW: OpenSAR V4\_02\_35

**Configuration/System Check 2600 Head/Area Scan:** Measurement grid: dx=8mm,dy=8mm  
**Configuration/System Check 2600 Head/Zoom Scan:** Measurement grid: dx=5mm,dy=5mm, dz=5mm

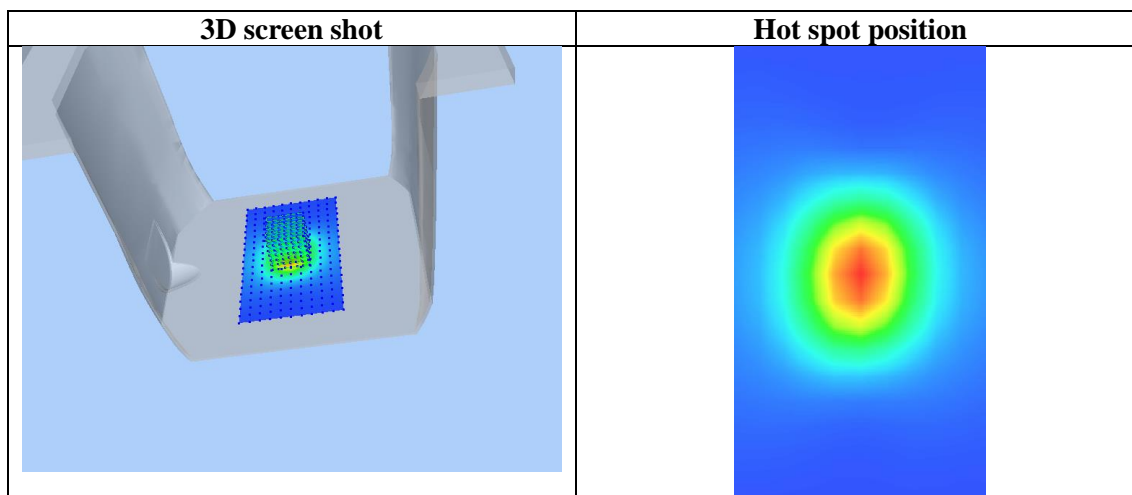
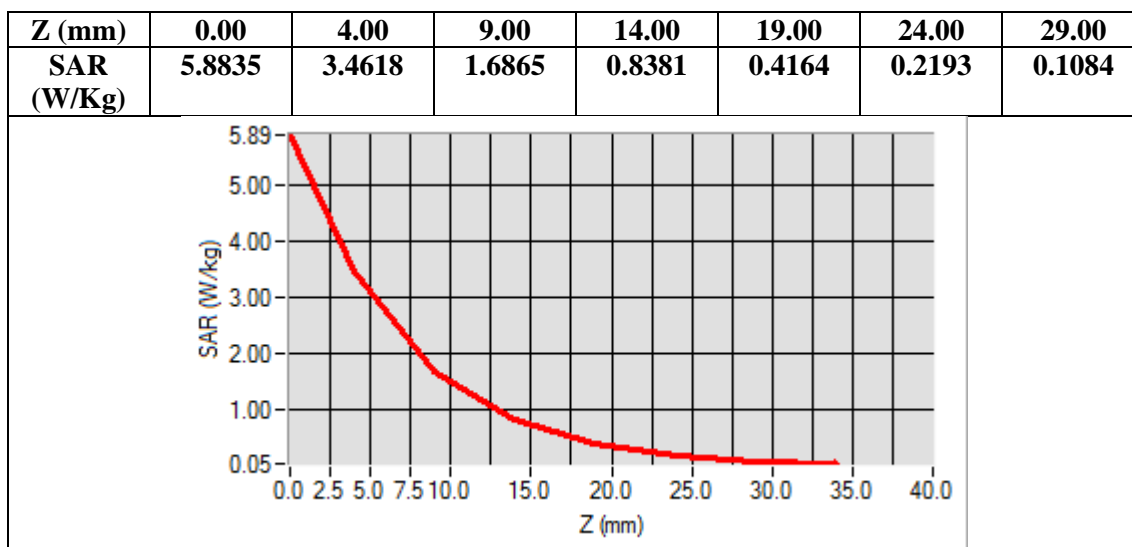


**Maximum location: X=0.00, Y=0.00**  
**SAR Peak: 5.81 W/kg**

<b>SAR 10g (W/Kg)</b>	1.468163
<b>SAR 1g (W/Kg)</b>	3.286914

Any report having not been signed by authorized approver, or having been altered without authorization, or having not been stamped by the “Dedicated Testing/Inspection Stamp” is deemed to be invalid. Copying or excerpting portion of, or altering the content of the report is not permitted without the written authorization of AGC. The test results presented in the report apply only to the tested sample. Any objections to report issued by AGC should be submitted to AGC within 15days after the issuance of the test report. Further enquiry of validity or verification of the test report should be addressed to AGC by agc01@agccert.com.

Attestation of Global Compliance(Shenzhen)Co., Ltd  
Attestation of Global Compliance(Shenzhen)Std & Tech Co., Ltd  
Tel: +86-755 2523 4088 E-mail: agc@agccert.com Web: http://www.agccert.com/



Any report having not been signed by authorized approver, or having been altered without authorization, or having not been stamped by the “Dedicated Testing/Inspection Stamp” is deemed to be invalid. Copying or excerpting portion of, or altering the content of the report is not permitted without the written authorization of AGC. The test results presented in the report apply only to the tested sample. Any objections to report issued by AGC should be submitted to AGC within 15days after the issuance of the test report. Further enquiry of validity or verification of the test report should be addressed to AGC by agc01@agccert.com.

Test Laboratory: AGC Lab

System Check 5200 MHz

DUT: Dipole 5000MHz Type: SID5500

Communication System: CW; Communication System Band: D5000 (5000.0 MHz); Duty Cycle: 1:1; Conv.F=1.53

Frequency: 5200 MHz; Medium parameters used:  $f = 5200$  MHz;  $\sigma = 4.52$  mho/m;  $\epsilon_r = 36.28$ ;  $\rho = 1000$  kg/m<sup>3</sup> ;

Phantom section: Flat Section; Input Power=10dBm

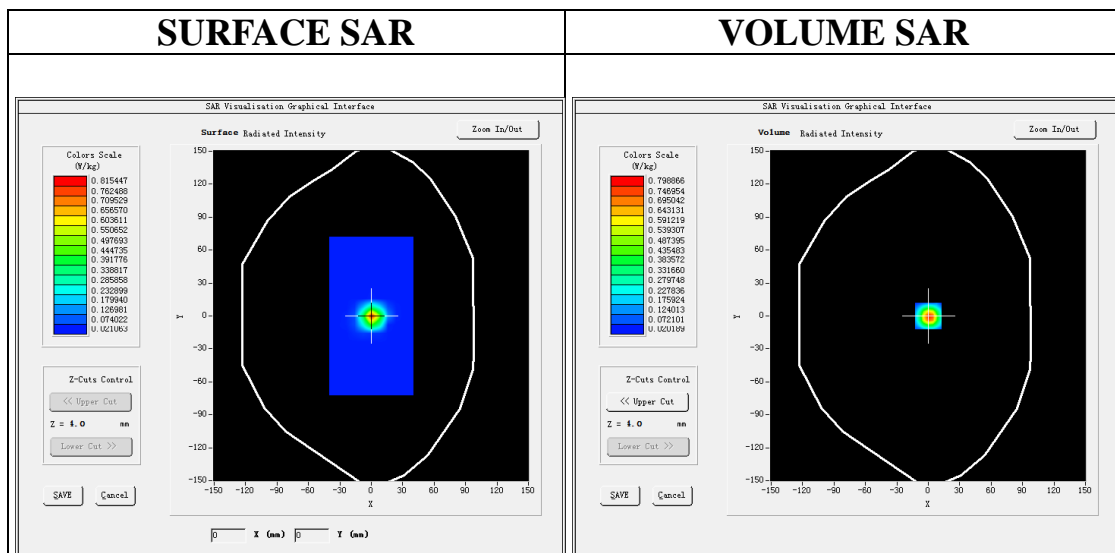
Ambient temperature (°C): 21.4, Liquid temperature (°C): 21.1

SATIMO Configuration:

- Probe: SSE2; Calibrated: Apr. 30, 2024; Serial No.: 2023-EPGO-414
- Sensor-Surface: 4mm (Mechanical Surface Detection)
- Phantom: SAM twin phantom
- Measurement SW: OpenSAR V4\_02\_35

Configuration/System Check 5200 MHz Body/Area Scan: Measurement grid: dx=8mm, dy=8mm

Configuration/System Check 5200 MHz Body/Zoom Scan: Measurement grid: dx=4mm, dy=4mm, dz=2mm



Maximum location: X=0.00, Y=0.00

SAR Peak: 2.25 W/kg

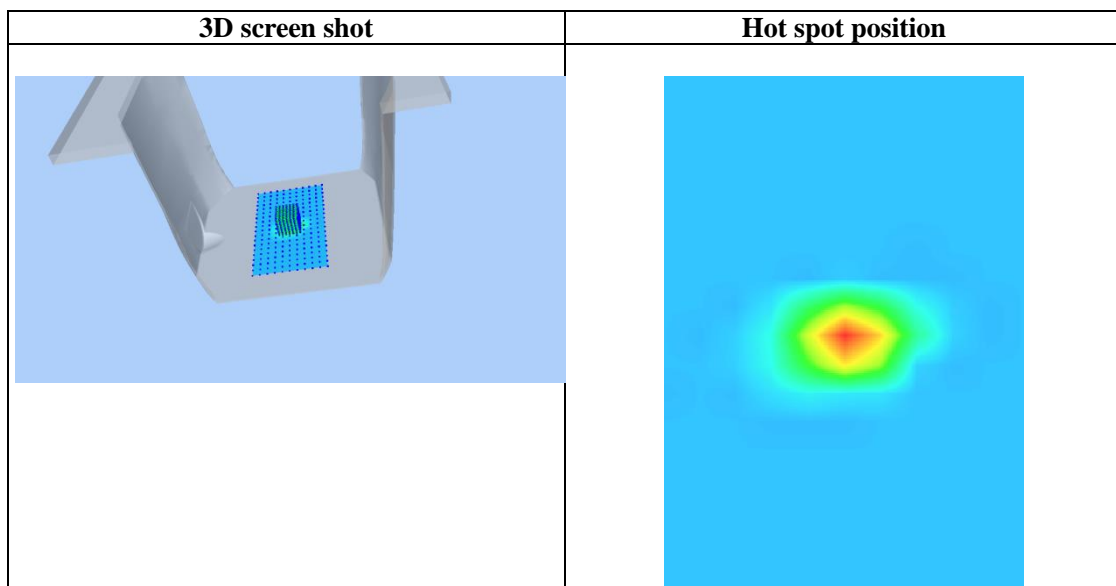
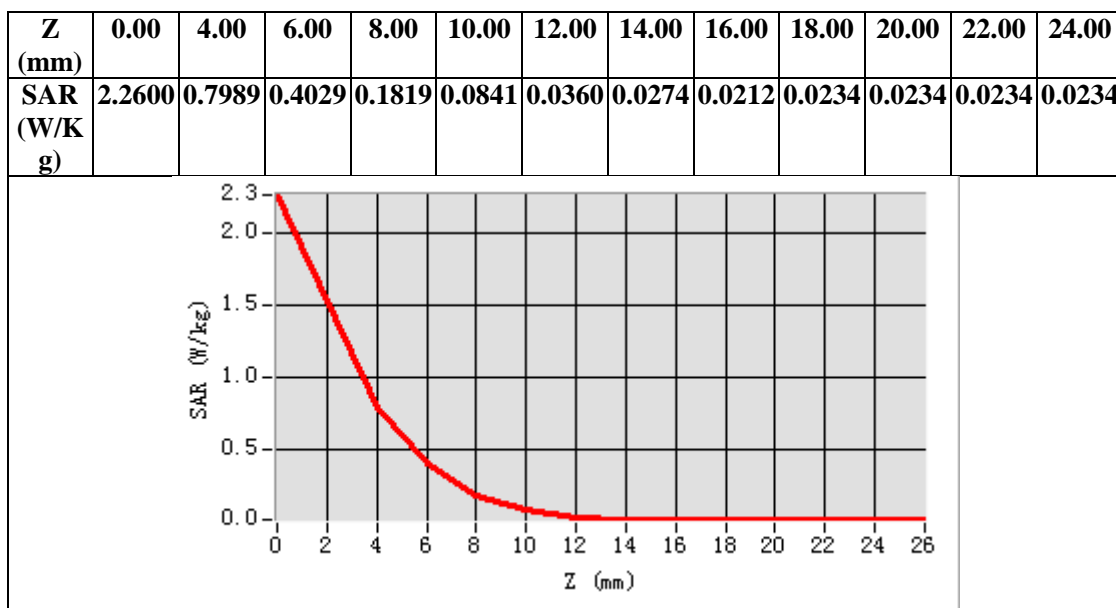
SAR 10g (W/Kg)	0.217308
SAR 1g (W/Kg)	0.749341

Any report having not been signed by authorized approver, or having been altered without authorization, or having not been stamped by the "Dedicated Testing/Inspection Stamp" is deemed to be invalid. Copying or excerpting portion of, or altering the content of the report is not permitted without the written authorization of AGC. The test results presented in the report apply only to the tested sample. Any objections to report issued by AGC should be submitted to AGC within 15days after the issuance of the test report. Further enquiry of validity or verification of the test report should be addressed to AGC by agc01@agccert.com.

Attestation of Global Compliance(Shenzhen)Co., Ltd

Attestation of Global Compliance(Shenzhen)Std & Tech Co., Ltd

Tel: +86-755 2523 4088 E-mail: agc@agccert.com Web: http://www.agccert.com/



Any report having not been signed by authorized approver, or having been altered without authorization, or having not been stamped by the “Dedicated Testing/Inspection Stamp” is deemed to be invalid. Copying or excerpting portion of, or altering the content of the report is not permitted without the written authorization of AGC. The test results presented in the report apply only to the tested sample. Any objections to report issued by AGC should be submitted to AGC within 15days after the issuance of the test report. Further enquiry of validity or verification of the test report should be addressed to AGC by agc01@agccert.com.

**Test Laboratory: AGC Lab**  
**System Check Head 5300 MHz**  
**DUT: Dipole 5000MHz Type: SID5000**

**Date: Oct. 21, 2024**

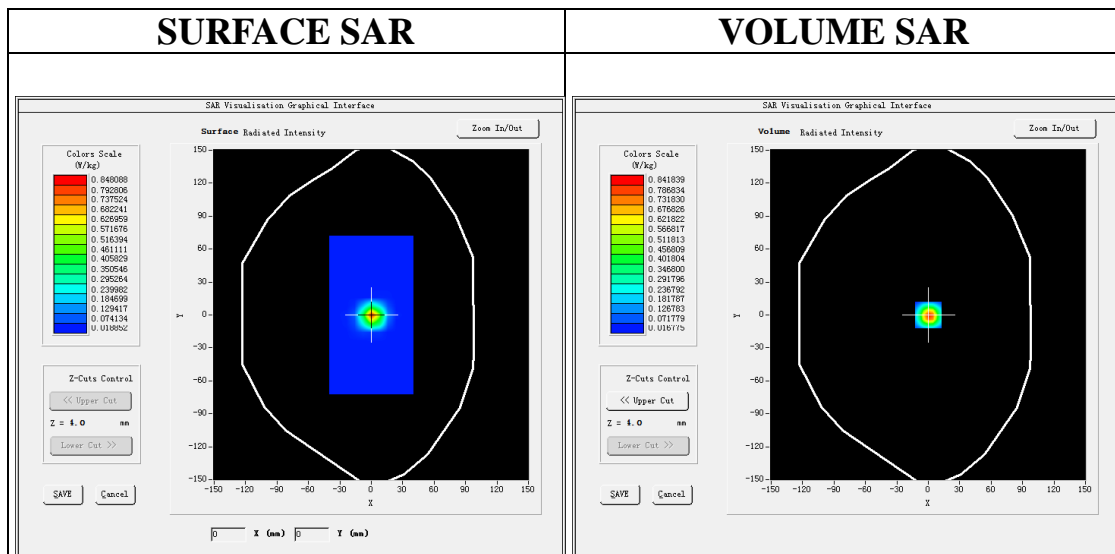
Communication System: CW; Communication System Band: D5000 (5000.0 MHz); Duty Cycle: 1:1; Conv.F=1.53  
Frequency: 5300 MHz; Medium parameters used:  $f = 5300$  MHz;  $\sigma = 4.75$  mho/m;  $\epsilon_r = 36.04$ ;  $\rho = 1000$  kg/m<sup>3</sup> ;  
Phantom section: Flat Section; Input Power=10dBm  
Ambient temperature (°C): 21.1, Liquid temperature (°C): 20.7

SATIMO Configuration:

- Probe: SSE2; Calibrated: Apr. 30, 2024; Serial No.: 2023-EPGO-414
- Sensor-Surface: 4mm (Mechanical Surface Detection)
- Phantom: SAM twin phantom
- Measurement SW: OpenSAR V4\_02\_35

**Configuration/System Check 5300 MHz Head/Area Scan:** Measurement grid: dx=8mm, dy=8mm

**Configuration/System Check 5300 MHz Head/Zoom Scan:** Measurement grid: dx=4mm, dy=4mm, dz=2mm



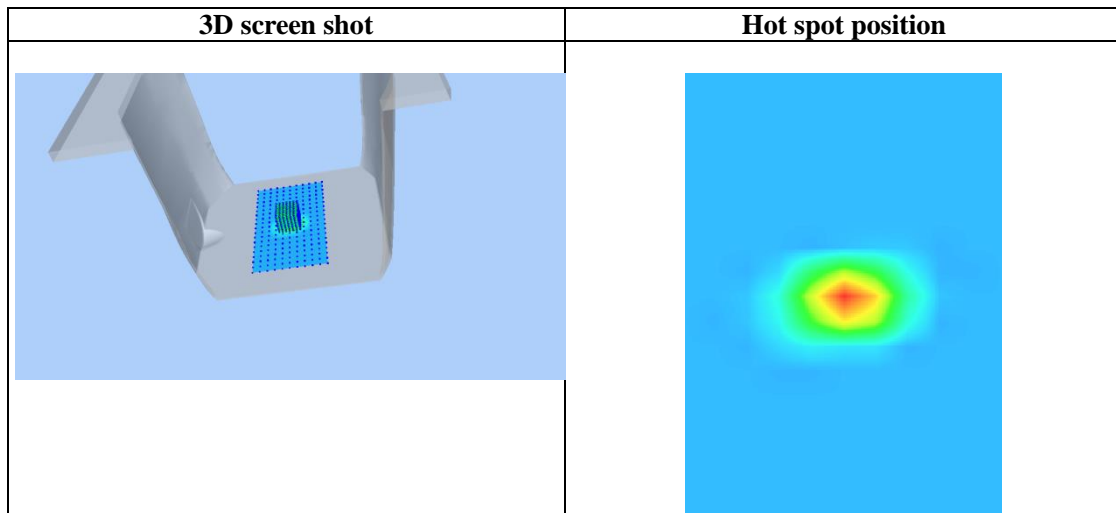
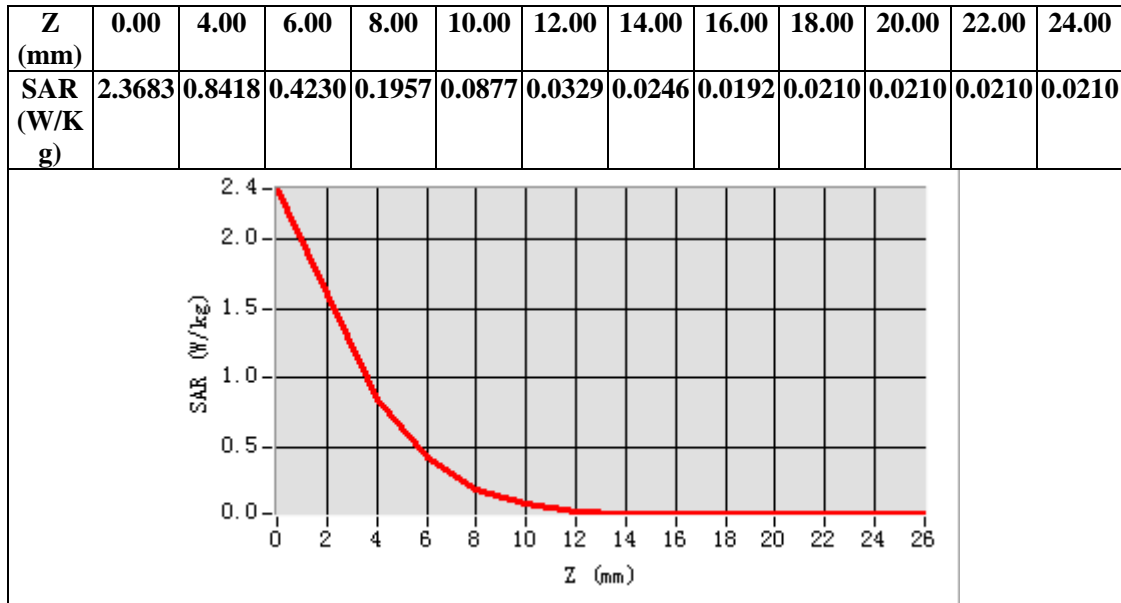
**Maximum location: X=0.00, Y=0.00**

**SAR Peak: 2.33 W/kg**

<b>SAR 10g (W/Kg)</b>	0.228101
<b>SAR 1g (W/Kg)</b>	0.773054

Any report having not been signed by authorized approver, or having been altered without authorization, or having not been stamped by the "Dedicated Testing/Inspection Stamp" is deemed to be invalid. Copying or excerpting portion of, or altering the content of the report is not permitted without the written authorization of AGC. The test results presented in the report apply only to the tested sample. Any objections to report issued by AGC should be submitted to AGC within 15days after the issuance of the test report. Further enquiry of validity or verification of the test report should be addressed to AGC by agc01@agccert.com.

Attestation of Global Compliance(Shenzhen)Co., Ltd  
Attestation of Global Compliance(Shenzhen)Std & Tech Co., Ltd  
Tel: +86-755 2523 4088 E-mail: agc@agccert.com Web: http://www.agccert.com/



Any report having not been signed by authorized approver, or having been altered without authorization, or having not been stamped by the “Dedicated Testing/Inspection Stamp” is deemed to be invalid. Copying or excerpting portion of, or altering the content of the report is not permitted without the written authorization of AGC. The test results presented in the report apply only to the tested sample. Any objections to report issued by AGC should be submitted to AGC within 15days after the issuance of the test report. Further enquiry of validity or verification of the test report should be addressed to AGC by agc01@agccert.com.

**Test Laboratory: AGC Lab**  
**System Check Head 5800 MHz**  
**DUT: Dipole 5000MHz Type: SID5800**

**Date: Oct. 22, 2024**

Communication System: CW; Communication System Band: D5000 (5000.0 MHz); Duty Cycle: 1:1; Conv.F=1.37  
Frequency: 5800 MHz; Medium parameters used:  $f = 5800$  MHz;  $\sigma = 5.34$  mho/m;  $\epsilon_r = 35.68$ ;  $\rho = 1000$  kg/m<sup>3</sup> ;  
Phantom section: Flat Section; Input Power=10dBm

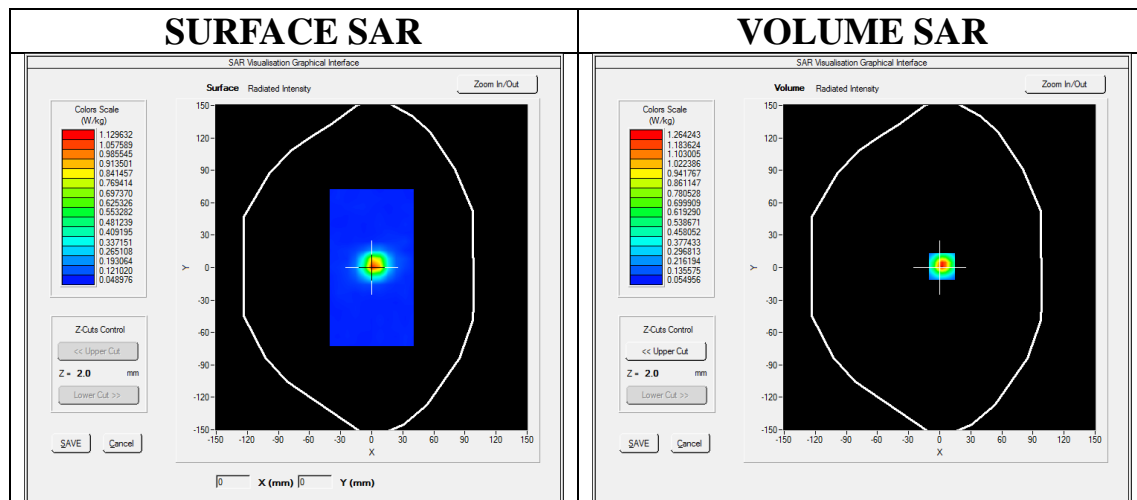
Ambient temperature (°C): 21.8, Liquid temperature (°C): 21.6

SATIMO Configuration:

- Probe: SSE2; Calibrated: Apr. 30, 2024; Serial No.: 2023-EPGO-414
- Sensor-Surface: 4mm (Mechanical Surface Detection)
- Phantom: SAM twin phantom
- Measurement SW: OpenSAR V4\_02\_35

**Configuration/System Check 5800 MHz Head/Area Scan:** Measurement grid: dx=8mm, dy=8mm

**Configuration/System Check 5800 MHz Head/Zoom Scan:** Measurement grid: dx=4mm,dy=4mm, dz=2mm



**Maximum location: X=2.00, Y=1.00**

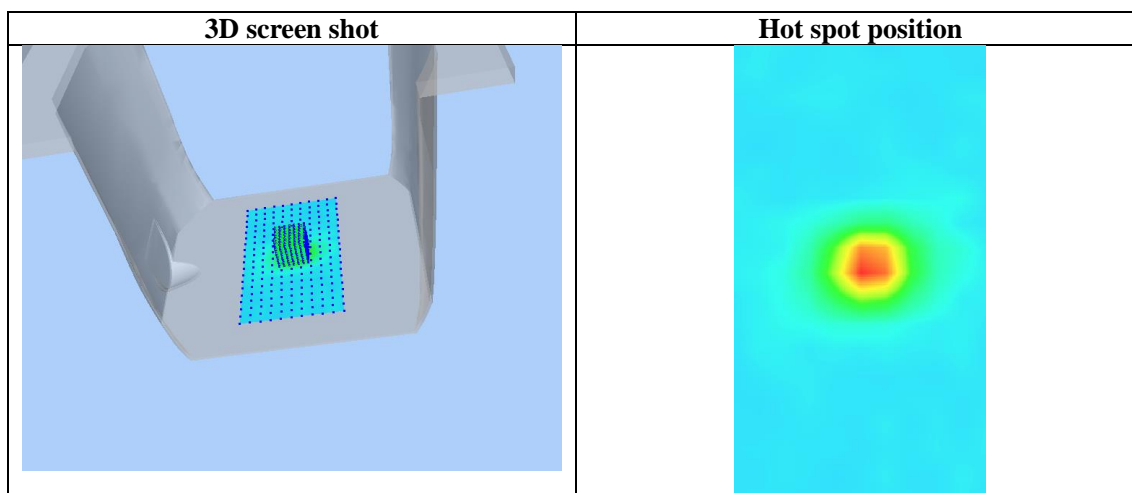
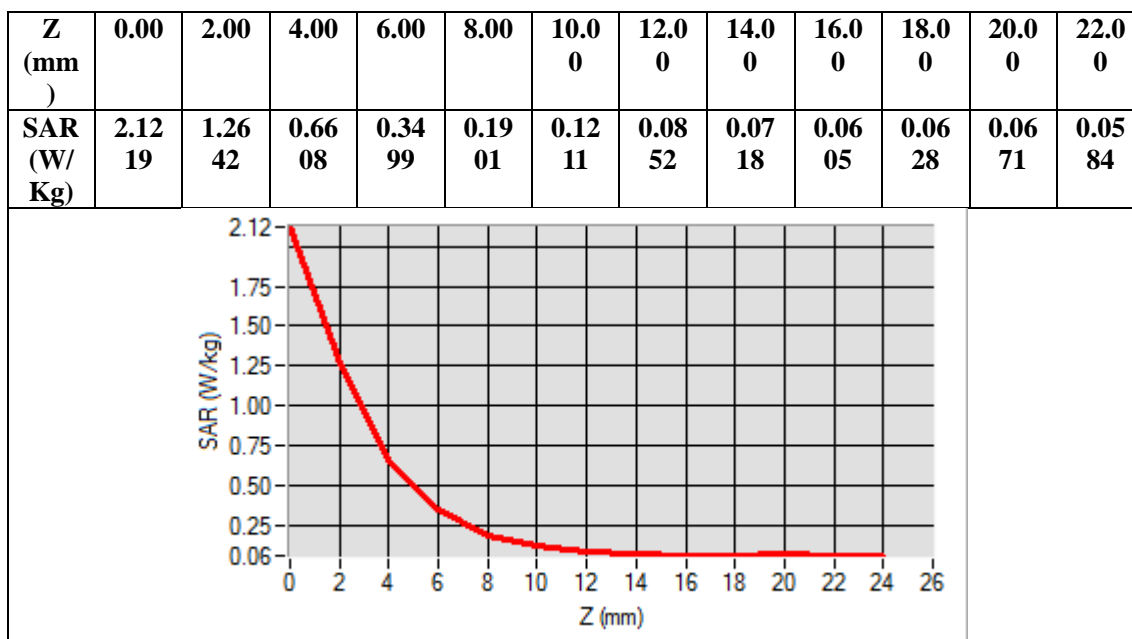
**SAR Peak: 2.29 W/kg**

<b>SAR 10g (W/Kg)</b>	0.242598
<b>SAR 1g (W/Kg)</b>	0.694906

Any report having not been signed by authorized approver, or having been altered without authorization, or having not been stamped by the “Dedicated Testing/Inspection Stamp” is deemed to be invalid. Copying or excerpting portion of, or altering the content of the report is not permitted without the written authorization of AGC. The test results presented in the report apply only to the tested sample. Any objections to report issued by AGC should be submitted to AGC within 15days after the issuance of the test report. Further enquiry of validity or verification of the test report should be addressed to AGC by agc01@agccert.com.

Attestation of Global Compliance(Shenzhen)Co., Ltd  
Attestation of Global Compliance(Shenzhen)Std & Tech Co., Ltd  
Tel: +86-755 2523 4088 E-mail: agc@agccert.com Web: http://www.agccert.com/





Any report having not been signed by authorized approver, or having been altered without authorization, or having not been stamped by the “Dedicated Testing/Inspection Stamp” is deemed to be invalid. Copying or excerpting portion of, or altering the content of the report is not permitted without the written authorization of AGC. The test results presented in the report apply only to the tested sample. Any objections to report issued by AGC should be submitted to AGC within 15days after the issuance of the test report. Further enquiry of validity or verification of the test report should be addressed to AGC by agc01@agccert.com.

## APPENDIX B. SAR MEASUREMENT DATA

Test Laboratory: AGC Lab  
GPRS 850 Mid-Edge 2 (4up)  
DUT: AI POS Terminal; Type: P8 Neo

Date: Sep. 25, 2024

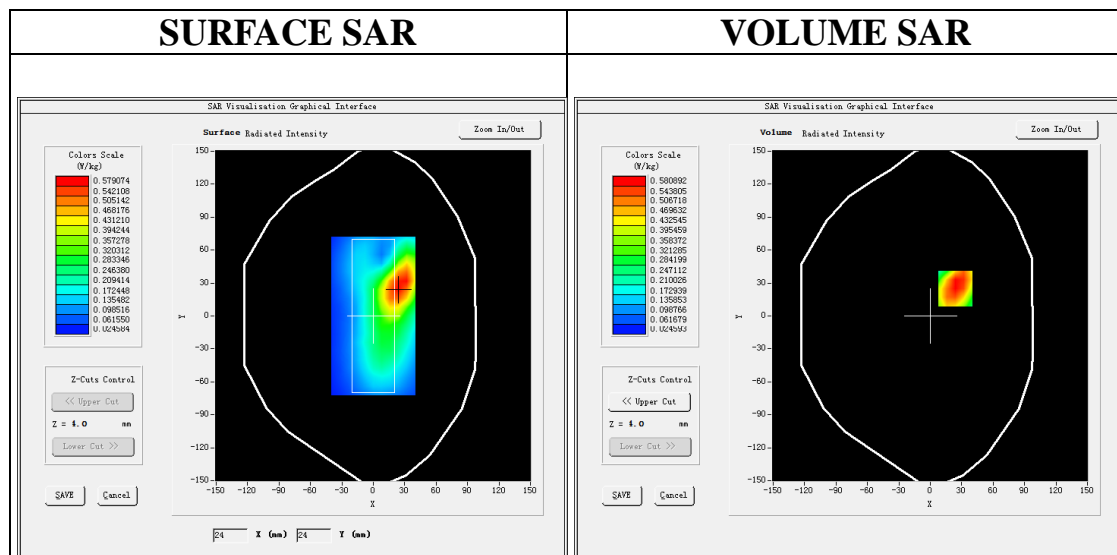
Communication System: GPRS-4 Slot; Communication System Band: GSM 850; Duty Cycle: 1:2.1; Conv.F=1.89;  
Frequency: 836.6 MHz; Medium parameters used:  $f = 835$  MHz;  $\sigma = 0.94$  mho/m;  $\epsilon_r = 41.82$ ;  $\rho = 1000$  kg/m<sup>3</sup> ;  
Phantom section: Flat Section  
Ambient temperature (°C): 21.6, Liquid temperature (°C): 21.2

SATIMO Configuration:

- Probe: SSE2; Calibrated: Apr. 30, 2024; Serial No.: 2023-EPGO-414
- Sensor-Surface: 4mm (Mechanical Surface Detection)
- Phantom: SAM twin phantom
- Measurement SW: OpenSAR V4\_02\_35

Configuration/GPRS 850 Mid-Edge 2/Area Scan: Measurement grid: dx=8mm, dy=8mm  
Configuration/GPRS 850 Mid-Edge 2/Zoom Scan: Measurement grid: dx=8mm, dy=8mm, dz=5mm;

Area Scan	surf_sam_plan.txt, h= 5.00 mm
Zoom Scan	5x5x7,dx=8mm dy=8mm dz=5mm,Complete
Phantom	Validation plane
Device Position	Edge 2
Band	GSM 850
Channels	Middle
Signal	TDMA (Crest factor: 2.0)



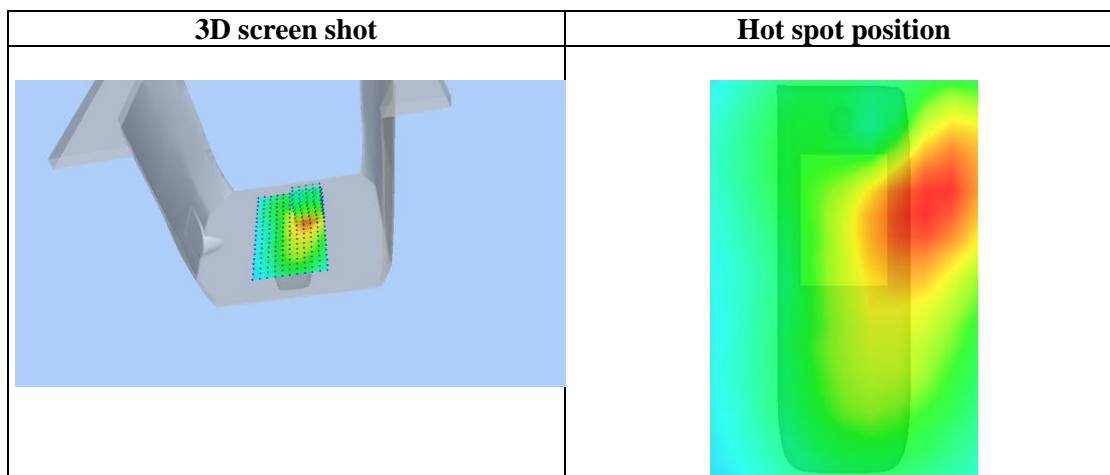
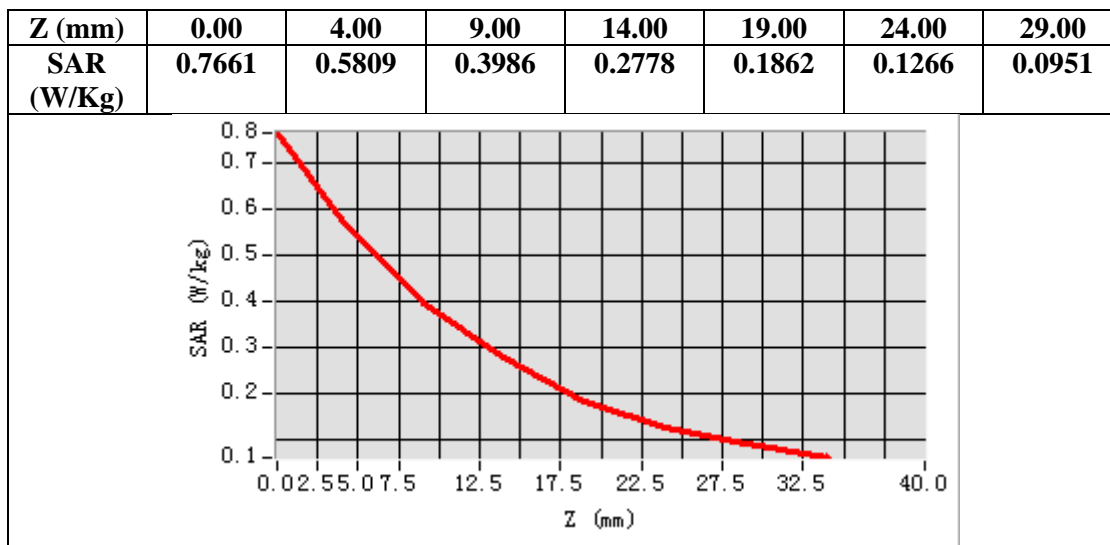
Maximum location: X=24.00, Y=25.00

SAR Peak: 0.81 W/kg

SAR 10g (W/Kg)	0.357724
SAR 1g (W/Kg)	0.562087

Any report having not been signed by authorized approver, or having been altered without authorization, or having not been stamped by the "Dedicated Testing/Inspection Stamp" is deemed to be invalid. Copying or excerpting portion of, or altering the content of the report is not permitted without the written authorization of AGC. The test results presented in the report apply only to the tested sample. Any objections to report issued by AGC should be submitted to AGC within 15days after the issuance of the test report. Further enquiry of validity or verification of the test report should be addressed to AGC by agc01@agccert.com.

Attestation of Global Compliance(Shenzhen)Co., Ltd  
Attestation of Global Compliance(Shenzhen)Std & Tech Co., Ltd  
Tel: +86-755 2523 4088 E-mail: agc@agccert.com Web: http://www.agccert.com/



Any report having not been signed by authorized approver, or having been altered without authorization, or having not been stamped by the "Dedicated Testing/Inspection Stamp" is deemed to be invalid. Copying or excerpting portion of, or altering the content of the report is not permitted without the written authorization of AGC. The test results presented in the report apply only to the tested sample. Any objections to report issued by AGC should be submitted to AGC within 15days after the issuance of the test report. Further enquiry of validity or verification of the test report should be addressed to AGC by agc01@agccert.com.

**Test Laboratory:** AGC Lab  
**GPRS 1900 Mid-Edge 2 (2up)**  
**DUT:** AI POS Terminal;    **Type:** P8 Neo

**Date:** Sep. 30, 2024

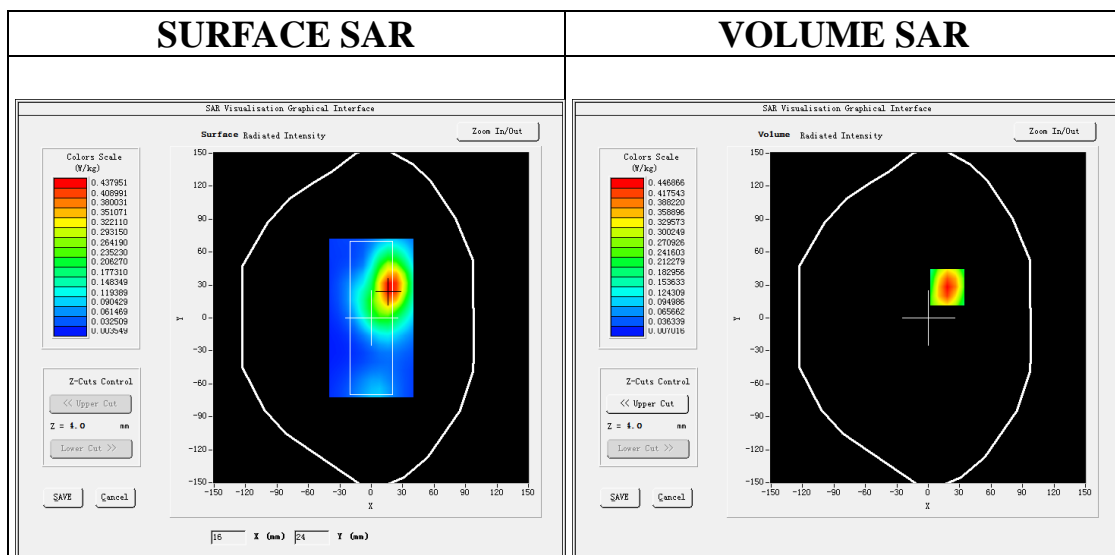
Communication System: GPRS-2Slot; Communication System Band: PCS 1900; Duty Cycle: 1:4.2; Conv.F=2.08;  
Frequency: 1880 MHz; Medium parameters used:  $f = 1900$  MHz;  $\sigma = 1.42$  mho/m;  $\epsilon_r = 39.42$ ;  $\rho = 1000$  kg/m<sup>3</sup> ;  
Phantom section: Flat Section  
Ambient temperature (°C): 21.2, Liquid temperature (°C): 20.9

SATIMO Configuration:

- Probe: SSE2; Calibrated: Apr. 30, 2024; Serial No.: 2023-EPGO-414
- Sensor-Surface: 4mm (Mechanical Surface Detection)
- Phantom: SAM twin phantom
- Measurement SW: OpenSAR V4\_02\_35

**Configuration/GPRS1900 Mid-Edge 2/Area Scan:** Measurement grid: dx=8mm, dy=8mm  
**Configuration/GPRS1900 Mid-Edge 2/Zoom Scan:** Measurement grid: dx=8mm,dy=8mm, dz=5mm;

<b>Area Scan</b>	surf_sam_plan.txt, h= 5.00 mm
<b>Zoom Scan</b>	5x5x7,dx=8mm dy=8mm dz=5mm,Complete
<b>Phantom</b>	Validation plane
<b>Device Position</b>	Edge 2
<b>Band</b>	PCS 1900
<b>Channels</b>	Middle
<b>Signal</b>	TDMA (Crest factor: 4.0)



**Maximum location: X=18.00, Y=28.00**

**SAR Peak: 0.71 W/kg**

<b>SAR 10g (W/Kg)</b>	0.235378
<b>SAR 1g (W/Kg)</b>	0.427696

Any report having not been signed by authorized approver, or having been altered without authorization, or having not been stamped by the “Dedicated Testing/Inspection Stamp” is deemed to be invalid. Copying or excerpting portion of, or altering the content of the report is not permitted without the written authorization of AGC. The test results presented in the report apply only to the tested sample. Any objections to report issued by AGC should be submitted to AGC within 15days after the issuance of the test report. Further enquiry of validity or verification of the test report should be addressed to AGC by agc01@agccert.com.

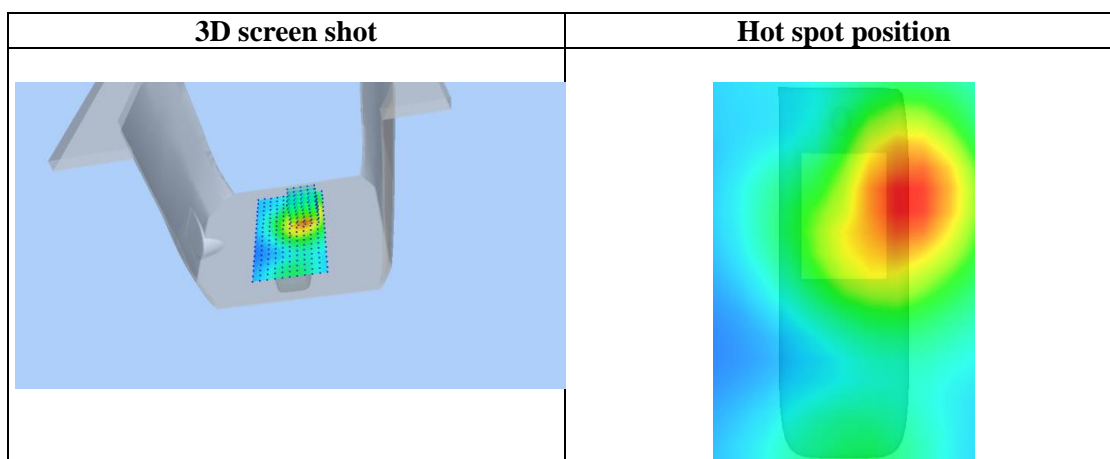
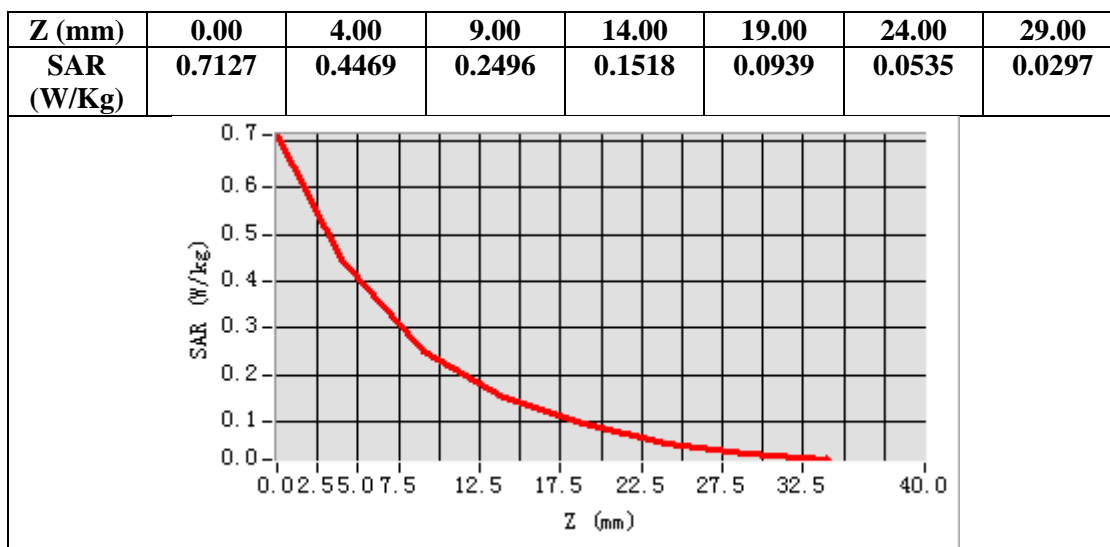
Attestation of Global Compliance(Shenzhen)Co., Ltd  
Attestation of Global Compliance(Shenzhen)Std & Tech Co., Ltd  
Tel: +86-755 2523 4088    E-mail: agc@agccert.com    Web: http://www.agccert.com/

Any report having not been signed by authorized approver, or having been altered without authorization, or having not been stamped by the “Dedicated Testing/Inspection Stamp” is deemed to be invalid. Copying or excerpting portion of, or altering the content of the report is not permitted without the written authorization of AGC. The test results presented in the report apply only to the tested sample. Any objections to report issued by AGC should be submitted to AGC within 15days after the issuance of the test report. Further enquiry of validity or verification of the test report should be addressed to AGC by [agc01@agccert.com](mailto:agc01@agccert.com).

Attestation of Global Compliance(Shenzhen)Co., Ltd

Attestation of Global Compliance(Shenzhen)Std & Tech Co., Ltd

Tel: +86-755 2523 4088 E-mail: [agc@agccert.com](mailto:agc@agccert.com) Web: <http://www.agccert.com/>



Any report having not been signed by authorized approver, or having been altered without authorization, or having not been stamped by the "Dedicated Testing/Inspection Stamp" is deemed to be invalid. Copying or excerpting portion of, or altering the content of the report is not permitted without the written authorization of AGC. The test results presented in the report apply only to the tested sample. Any objections to report issued by AGC should be submitted to AGC within 15days after the issuance of the test report. Further enquiry of validity or verification of the test report should be addressed to AGC by agc01@agccert.com.

Test Laboratory: AGC Lab  
WCDMA Band II Mid-Edge 2(RMC)  
DUT: AI POS Terminal; Type: P8 Neo

Date: Sep. 30, 2024

Communication System: UMTS; Communication System Band: Band II UTRA/FDD ;Duty Cycle:1:1; Conv.F=2.08  
Frequency: 1880 MHz; Medium parameters used:  $f = 1900$  MHz;  $\sigma = 1.42$  mho/m;  $\epsilon_r = 39.42$ ;  $\rho = 1000$  kg/m<sup>3</sup> ;  
Phantom section: Flat Section

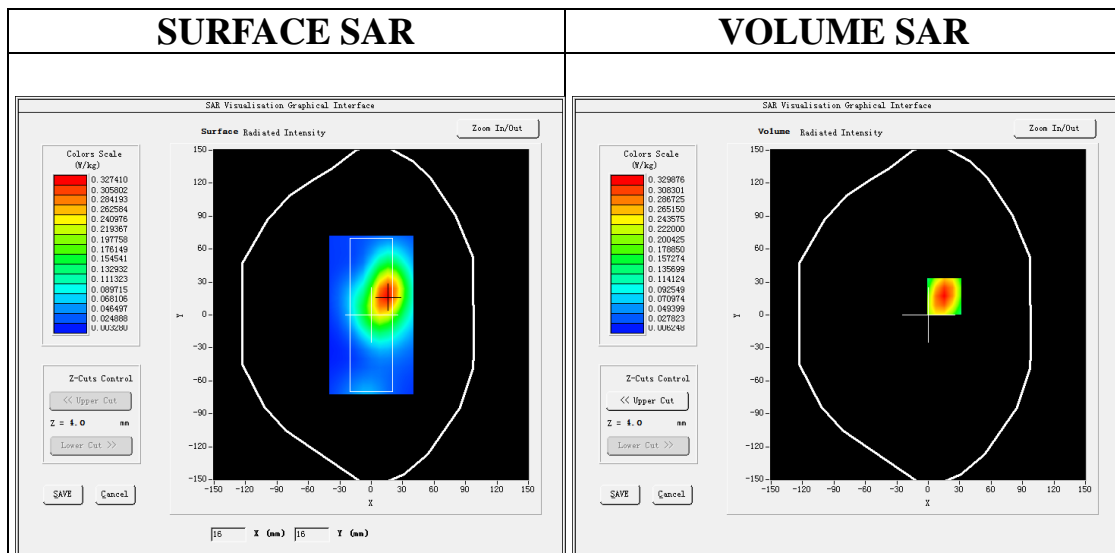
Ambient temperature (°C): 21.2, Liquid temperature (°C): 20.9

SATIMO Configuration:

- Probe: SSE2; Calibrated: Apr. 30, 2024; Serial No.: 2023-EPGO-414
- Sensor-Surface: 4mm (Mechanical Surface Detection)
- Phantom: SAM twin phantom
- Measurement SW: OpenSAR V4\_02\_35

Configuration/ WCDMA band II Mid-Edge 2/Area Scan: Measurement grid: dx=8mm, dy=8mm  
Configuration/ WCDMA band II Mid-Edge 2/Zoom Scan: Measurement grid: dx=8mm,dy=8mm, dz=5mm;

Area Scan	surf_sam_plan.txt, h= 5.00 mm
Zoom Scan	5x5x7,dx=8mm dy=8mm dz=5mm,Complete
Phantom	Validation plane
Device Position	Edge 2
Band	WCDMA band II
Channels	Middle
Signal	CDMA (Crest factor: 1.0)



Maximum location: X=15.00, Y=17.00

SAR Peak: 0.50 W/kg

SAR 10g (W/Kg)	0.177242
SAR 1g (W/Kg)	0.315147

Any report having not been signed by authorized approver, or having been altered without authorization, or having not been stamped by the “Dedicated Testing/Inspection Stamp” is deemed to be invalid. Copying or excerpting portion of, or altering the content of the report is not permitted without the written authorization of AGC. The test results presented in the report apply only to the tested sample. Any objections to report issued by AGC should be submitted to AGC within 15days after the issuance of the test report. Further enquiry of validity or verification of the test report should be addressed to AGC by agc01@agccert.com.

Attestation of Global Compliance(Shenzhen)Co., Ltd  
Attestation of Global Compliance(Shenzhen)Std & Tech Co., Ltd  
Tel: +86-755 2523 4088 E-mail: agc@agccert.com Web: http://www.agccert.com/

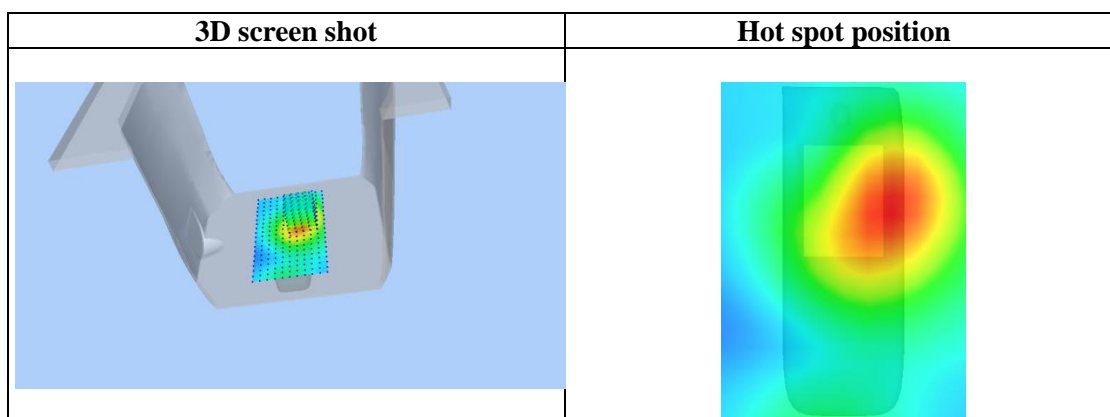
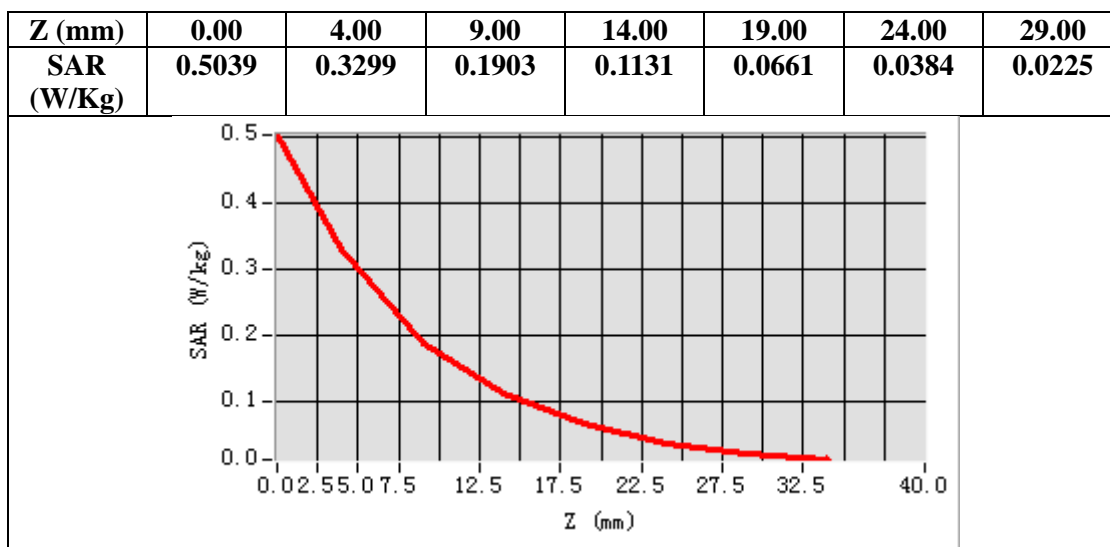


Any report having not been signed by authorized approver, or having been altered without authorization, or having not been stamped by the “Dedicated Testing/Inspection Stamp” is deemed to be invalid. Copying or excerpting portion of, or altering the content of the report is not permitted without the written authorization of AGC. The test results presented in the report apply only to the tested sample. Any objections to report issued by AGC should be submitted to AGC within 15days after the issuance of the test report. Further enquiry of validity or verification of the test report should be addressed to AGC by [agc01@agccert.com](mailto:agc01@agccert.com).

Attestation of Global Compliance(Shenzhen)Co., Ltd

Attestation of Global Compliance(Shenzhen)Std & Tech Co., Ltd

Tel: +86-755 2523 4088 E-mail: [agc@agccert.com](mailto:agc@agccert.com) Web: <http://www.agccert.com/>



Any report having not been signed by authorized approver, or having been altered without authorization, or having not been stamped by the "Dedicated Testing/Inspection Stamp" is deemed to be invalid. Copying or excerpting portion of, or altering the content of the report is not permitted without the written authorization of AGC. The test results presented in the report apply only to the tested sample. Any objections to report issued by AGC should be submitted to AGC within 15days after the issuance of the test report. Further enquiry of validity or verification of the test report should be addressed to AGC by agc01@agccert.com.

**Test Laboratory: AGC Lab**  
**WCDMA Band IV High- Edge 2 (RMC)**  
**DUT: AI POS Terminal; Type: P8 Neo**

**Date: Oct. 23, 2024**

Communication System: UMTS; Communication System Band: BAND IV UTRA/FDD; Duty Cycle:1: 1; Conv.F=2.28;  
Frequency:1752.6MHz; Medium parameters used:  $f = 1750$  MHz;  $\sigma = 1.36$  mho/m;  $\epsilon_r = 39.47$ ;  $\rho = 1000$  kg/m<sup>3</sup>;  
Phantom section: Flat Section

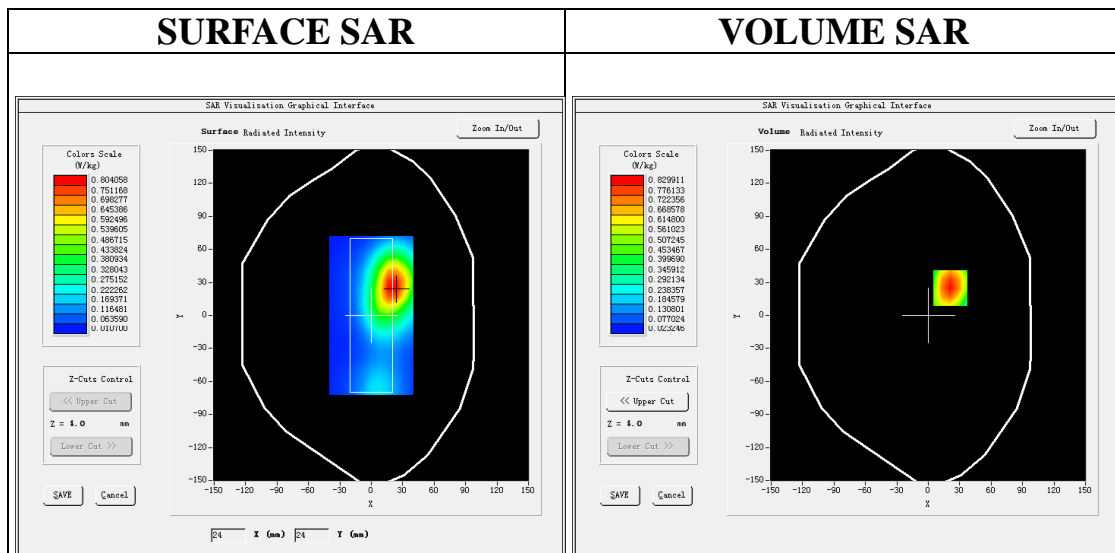
Ambient temperature (°C): 21.9, Liquid temperature (°C): 21.4

SATIMO Configuration:

- Probe: SSE2; Calibrated: Apr. 30, 2024; Serial No.: 2023-EPGO-414
- Sensor-Surface: 4mm (Mechanical Surface Detection)
- Phantom: SAM twin phantom
- Measurement SW: OpenSAR V4\_02\_35

**Configuration/ WCDMA Band IV High- Edge 2/Area Scan:** Measurement grid: dx=8mm, dy=8mm  
**Configuration/ WCDMA Band IV High- Edge 2/Zoom Scan:** Measurement grid: dx=8mm,dy=8mm, dz=5mm;

<b>Area Scan</b>	surf_sam_plan.txt, h= 5.00 mm
<b>ZoomScan</b>	5x5x7,dx=8mm dy=8mm dz=5mm,Complete
<b>Phantom</b>	Validation plane
<b>Device Position</b>	Edge 2
<b>Band</b>	WCDMA Band IV
<b>Channels</b>	High
<b>Signal</b>	CDMA (Crest factor: 1.0)



**Maximum location: X=21.00, Y=25.00**

**SAR Peak: 1.20 W/kg**

<b>SAR 10g (W/Kg)</b>	0.464869
<b>SAR 1g (W/Kg)</b>	0.790734

Any report having not been signed by authorized approver, or having been altered without authorization, or having not been stamped by the “Dedicated Testing/Inspection Stamp” is deemed to be invalid. Copying or excerpting portion of, or altering the content of the report is not permitted without the written authorization of AGC. The test results presented in the report apply only to the tested sample. Any objections to report issued by AGC should be submitted to AGC within 15days after the issuance of the test report. Further enquiry of validity or verification of the test report should be addressed to AGC by agc01@agccert.com.

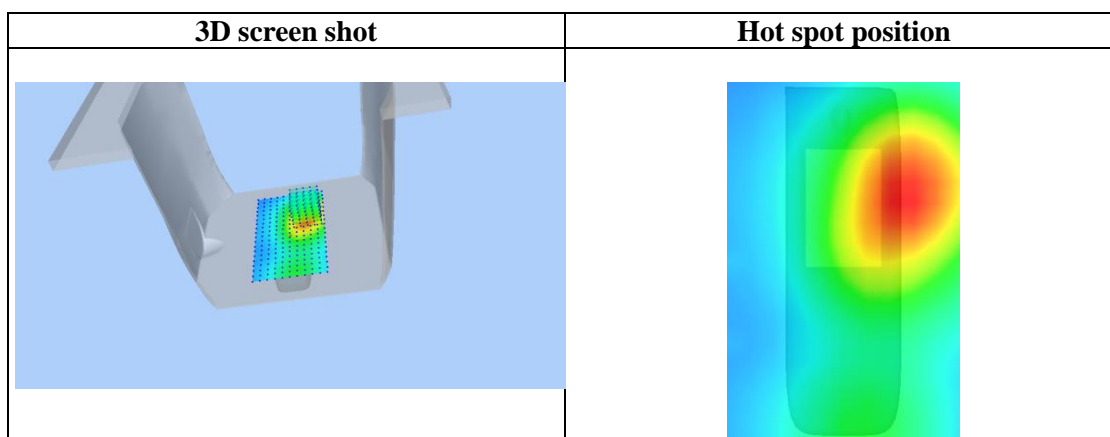
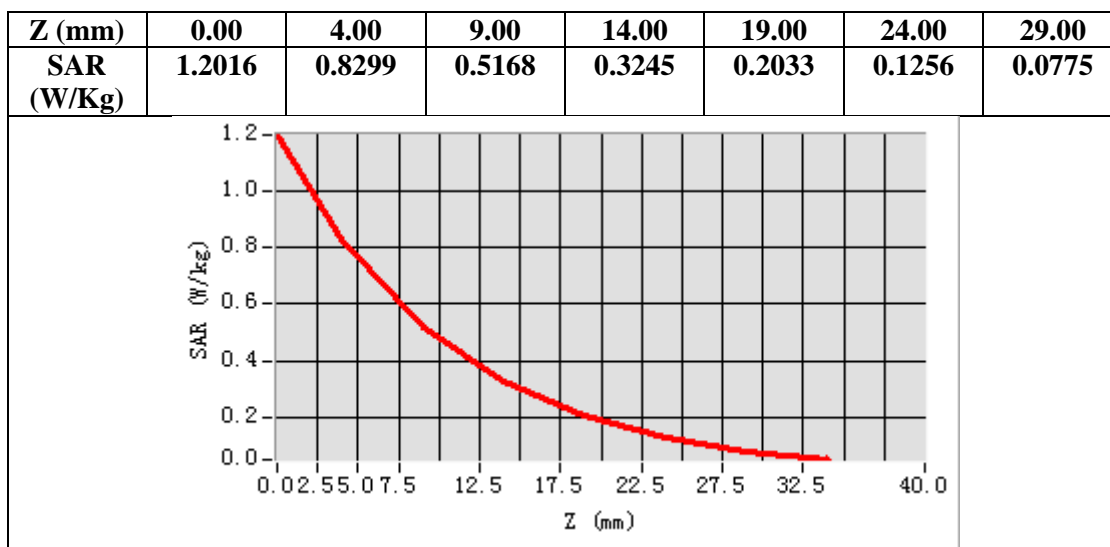
Attestation of Global Compliance(Shenzhen)Co., Ltd  
Attestation of Global Compliance(Shenzhen)Std & Tech Co., Ltd  
Tel: +86-755 2523 4088 E-mail: agc@agccert.com Web: http://www.agccert.com/

Any report having not been signed by authorized approver, or having been altered without authorization, or having not been stamped by the “Dedicated Testing/Inspection Stamp” is deemed to be invalid. Copying or excerpting portion of, or altering the content of the report is not permitted without the written authorization of AGC. The test results presented in the report apply only to the tested sample. Any objections to report issued by AGC should be submitted to AGC within 15days after the issuance of the test report. Further enquiry of validity or verification of the test report should be addressed to AGC by [agc01@agccert.com](mailto:agc01@agccert.com).

Attestation of Global Compliance(Shenzhen)Co., Ltd

Attestation of Global Compliance(Shenzhen)Std & Tech Co., Ltd

Tel: +86-755 2523 4088 E-mail: [agc@agccert.com](mailto:agc@agccert.com) Web: <http://www.agccert.com/>



Any report having not been signed by authorized approver, or having been altered without authorization, or having not been stamped by the “Dedicated Testing/Inspection Stamp” is deemed to be invalid. Copying or excerpting portion of, or altering the content of the report is not permitted without the written authorization of AGC. The test results presented in the report apply only to the tested sample. Any objections to report issued by AGC should be submitted to AGC within 15days after the issuance of the test report. Further enquiry of validity or verification of the test report should be addressed to AGC by agc01@agccert.com.

Test Laboratory: AGC Lab

Date: Sep. 25, 2024

WCDMA Band V Mid- Edge 2 (RMC)

DUT: AI POS Terminal; Type: P8 Neo

Communication System: UMTS; Communication System Band: BAND V UTRA/FDD; Duty Cycle:1: 1; Conv.F=1.89;  
Frequency: 836.4 MHz; Medium parameters used:  $f = 835\text{MHz}$ ;  $\sigma = 0.94 \text{ mho/m}$ ;  $\epsilon_r = 41.82$ ;  $\rho = 1000 \text{ kg/m}^3$  ;  
Phantom section: Flat Section

Ambient temperature (°C): 21.6, Liquid temperature (°C): 21.2

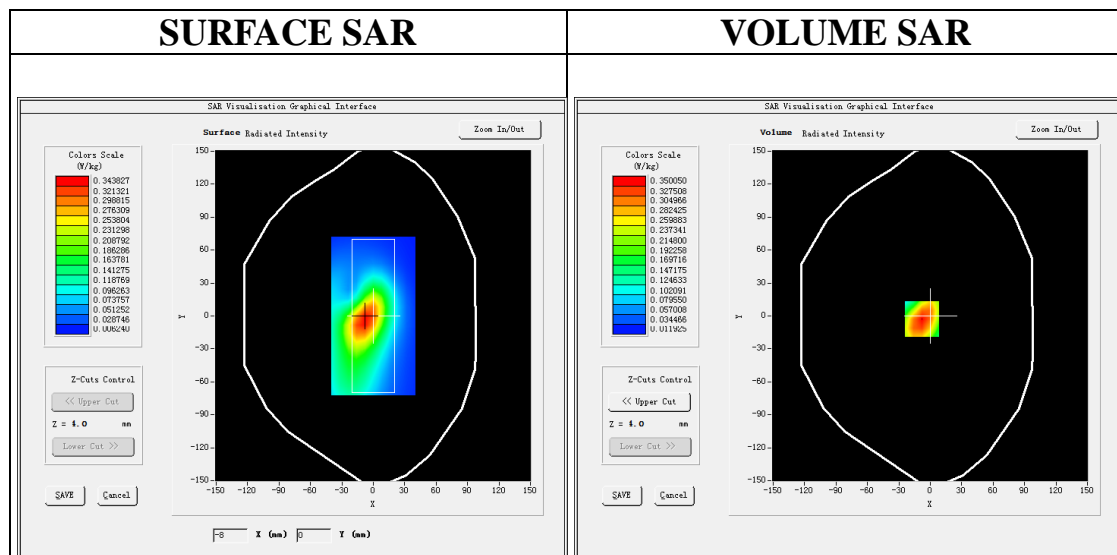
SATIMO Configuration:

- Probe: SSE2; Calibrated: Apr. 30, 2024; Serial No.: 2023-EPGO-414
- Sensor-Surface: 4mm (Mechanical Surface Detection)
- Phantom: SAM twin phantom
- Measurement SW: OpenSAR V4\_02\_35

Configuration/ WCDMA Band V Mid- Edge 2/Area Scan: Measurement grid: dx=8mm, dy=8mm

Configuration/ WCDMA Band V Mid- Edge 2/Zoom Scan: Measurement grid: dx=8mm,dy=8mm, dz=5mm;

Area Scan	surf_sam_plan.txt, h= 5.00 mm
ZoomScan	5x5x7,dx=8mm dy=8mm dz=5mm,Complete
Phantom	Validation plane
Device Position	Edge 2
Band	WCDMA Band V
Channels	Middle
Signal	CDMA (Crest factor: 1.0)



Maximum location: X=-8.00, Y=-3.00

SAR Peak: 0.50 W/kg

SAR 10g (W/Kg)	0.205168
SAR 1g (W/Kg)	0.333337

Any report having not been signed by authorized approver, or having been altered without authorization, or having not been stamped by the "Dedicated Testing/Inspection Stamp" is deemed to be invalid. Copying or excerpting portion of, or altering the content of the report is not permitted without the written authorization of AGC. The test results presented in the report apply only to the tested sample. Any objections to report issued by AGC should be submitted to AGC within 15days after the issuance of the test report. Further enquiry of validity or verification of the test report should be addressed to AGC by agc01@agccert.com.

Attestation of Global Compliance(Shenzhen)Co., Ltd

Attestation of Global Compliance(Shenzhen)Std & Tech Co., Ltd

Tel: +86-755 2523 4088 E-mail: agc@agccert.com Web: http://www.agccert.com/

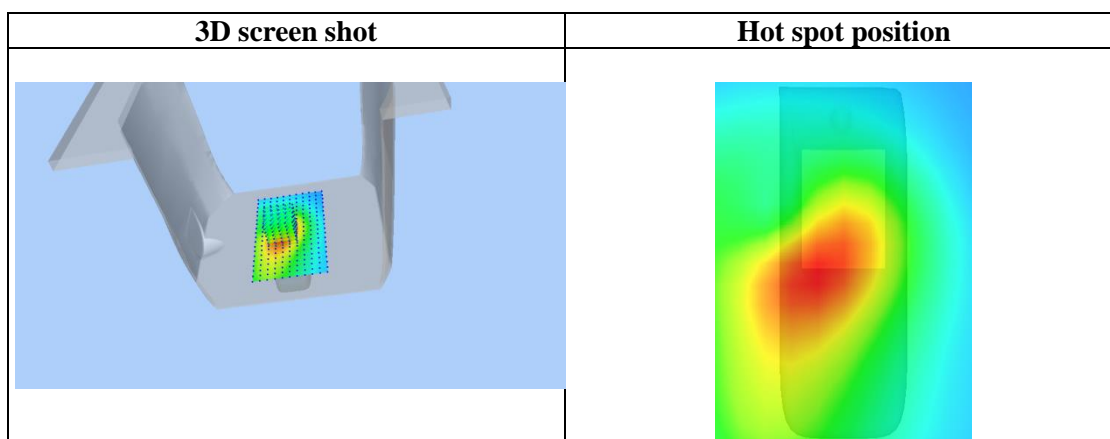
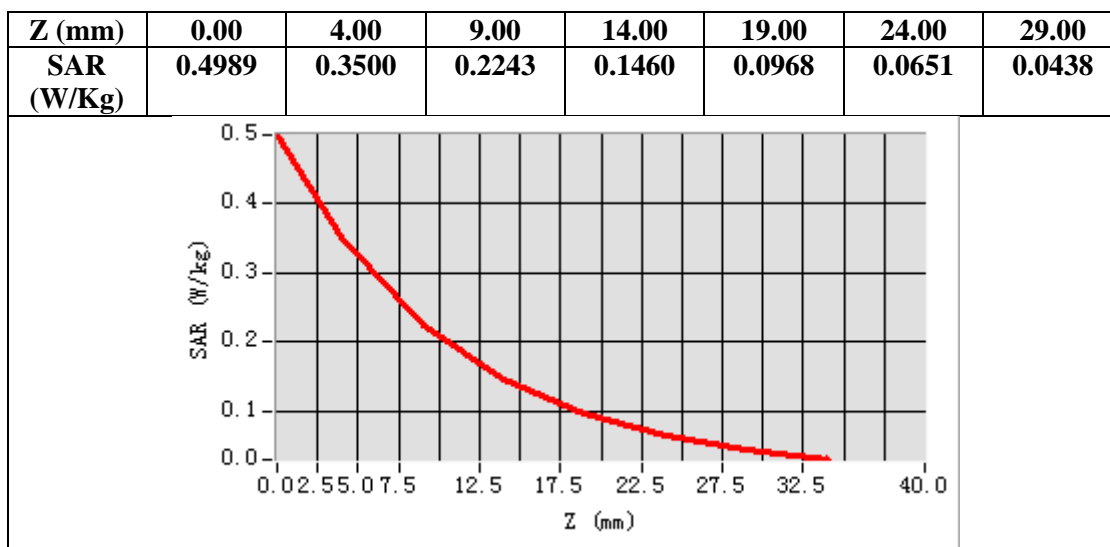
Any report having not been signed by authorized approver, or having been altered without authorization, or having not been stamped by the “Dedicated Testing/Inspection Stamp” is deemed to be invalid. Copying or excerpting portion of, or altering the content of the report is not permitted without the written authorization of AGC. The test results presented in the report apply only to the tested sample. Any objections to report issued by AGC should be submitted to AGC within 15days after the issuance of the test report. Further enquiry of validity or verification of the test report should be addressed to AGC by [agc01@agccert.com](mailto:agc01@agccert.com).

Attestation of Global Compliance(Shenzhen)Co., Ltd

Attestation of Global Compliance(Shenzhen)Std & Tech Co., Ltd

Tel: +86-755 2523 4088 E-mail: [agc@agccert.com](mailto:agc@agccert.com) Web: <http://www.agccert.com/>





Any report having not been signed by authorized approver, or having been altered without authorization, or having not been stamped by the "Dedicated Testing/Inspection Stamp" is deemed to be invalid. Copying or excerpting portion of, or altering the content of the report is not permitted without the written authorization of AGC. The test results presented in the report apply only to the tested sample. Any objections to report issued by AGC should be submitted to AGC within 15days after the issuance of the test report. Further enquiry of validity or verification of the test report should be addressed to AGC by agc01@agccert.com.

Test Laboratory: AGC Lab  
LTE Band 2 Mid-Edge 2 (1 RB#0)  
DUT: AI POS Terminal; Type: P8 Neo

Date: Sep. 30, 2024

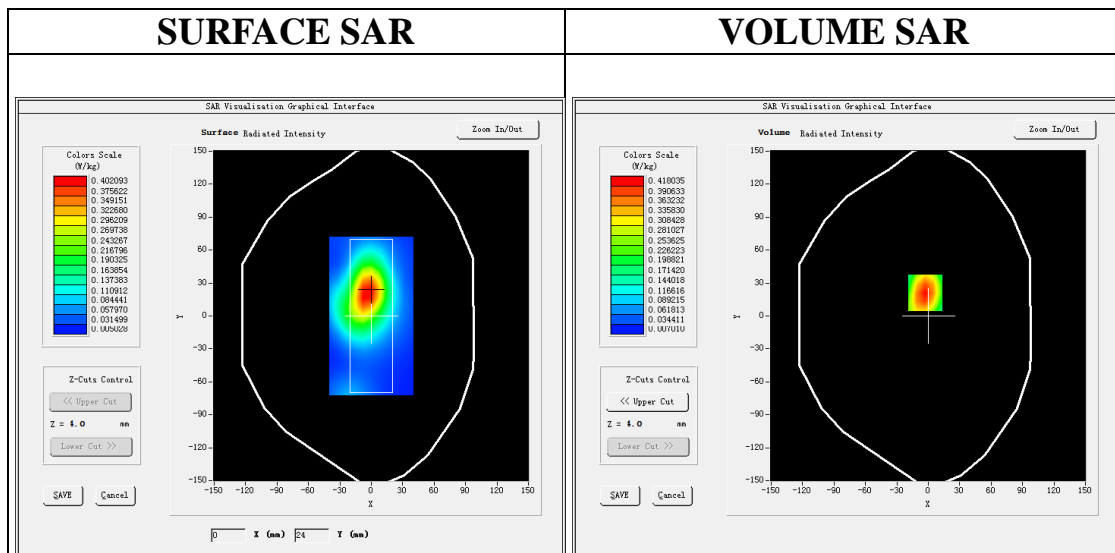
Communication System: LTE; Communication System Band: LTE Band 2; Duty Cycle:1:1; Conv.F=2.08;  
Frequency:1880MHz; Medium parameters used:  $f = 1900$  MHz;  $\sigma = 1.42$  mho/m;  $\epsilon_r = 39.42$ ;  $\rho = 1000$  kg/m<sup>3</sup> ;  
Phantom section: Flat Section  
Ambient temperature (°C): 21.2, Liquid temperature (°C): 20.9

SATIMO Configuration:

- Probe: SSE2; Calibrated: Apr. 30, 2024; Serial No.: 2023-EPGO-414
- Sensor-Surface: 4mm (Mechanical Surface Detection)
- Phantom: SAM twin phantom
- Measurement SW: OpenSAR V4\_02\_35

Configuration/ LTE Band 2 Mid-Edge 2/Area Scan: Measurement grid: dx=8mm, dy=8mm  
Configuration/ LTE Band 2 Mid-Edge 2/Zoom Scan: Measurement grid: dx=8mm,dy=8mm, dz=5mm;

Area Scan	surf_sam_plan.txt, h= 5.00 mm
Zoom Scan	5x5x7,dx=8mm dy=8mm dz=5mm
Phantom	Validation plane
Device Position	Edge 2
Band	LTE Band 2
Channels	Middle
Signal	OFDM (Crest factor: 1.0)



Maximum location: X=-3.00, Y=21.00  
SAR Peak: 0.63 W/kg

SAR 10g (W/Kg)	0.223941
SAR 1g (W/Kg)	0.399478

Any report having not been signed by authorized approver, or having been altered without authorization, or having not been stamped by the "Dedicated Testing/Inspection Stamp" is deemed to be invalid. Copying or excerpting portion of, or altering the content of the report is not permitted without the written authorization of AGC. The test results presented in the report apply only to the tested sample. Any objections to report issued by AGC should be submitted to AGC within 15days after the issuance of the test report. Further enquiry of validity or verification of the test report should be addressed to AGC by agc01@agccert.com.

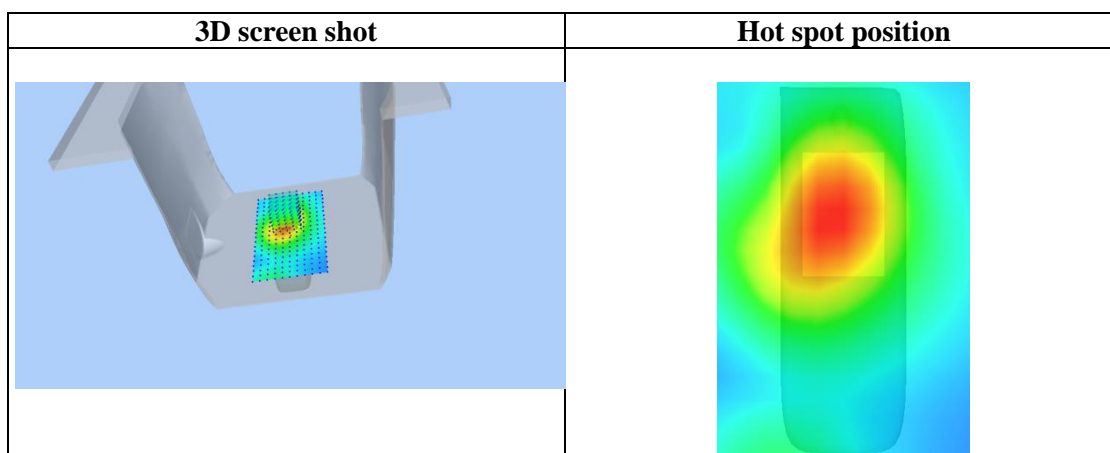
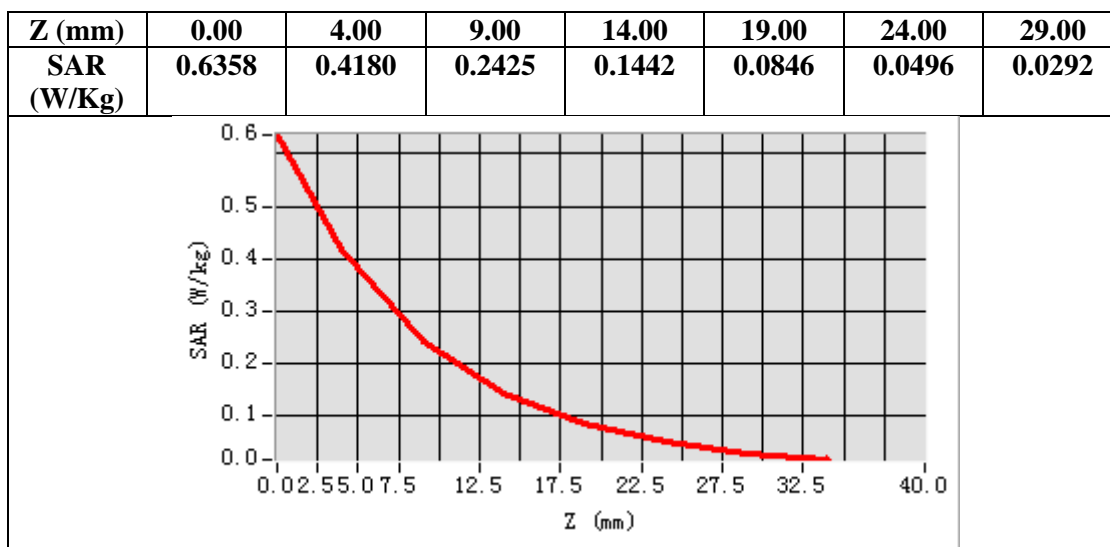
Attestation of Global Compliance(Shenzhen)Co., Ltd  
Attestation of Global Compliance(Shenzhen)Std & Tech Co., Ltd  
Tel: +86-755 2523 4088 E-mail: agc@agccert.com Web: http://www.agccert.com/

Any report having not been signed by authorized approver, or having been altered without authorization, or having not been stamped by the “Dedicated Testing/Inspection Stamp” is deemed to be invalid. Copying or excerpting portion of, or altering the content of the report is not permitted without the written authorization of AGC. The test results presented in the report apply only to the tested sample. Any objections to report issued by AGC should be submitted to AGC within 15days after the issuance of the test report. Further enquiry of validity or verification of the test report should be addressed to AGC by [agc01@agccert.com](mailto:agc01@agccert.com).

Attestation of Global Compliance(Shenzhen)Co., Ltd

Attestation of Global Compliance(Shenzhen)Std & Tech Co., Ltd

Tel: +86-755 2523 4088 E-mail: [agc@agccert.com](mailto:agc@agccert.com) Web: <http://www.agccert.com/>



Any report having not been signed by authorized approver, or having been altered without authorization, or having not been stamped by the “Dedicated Testing/Inspection Stamp” is deemed to be invalid. Copying or excerpting portion of, or altering the content of the report is not permitted without the written authorization of AGC. The test results presented in the report apply only to the tested sample. Any objections to report issued by AGC should be submitted to AGC within 15days after the issuance of the test report. Further enquiry of validity or verification of the test report should be addressed to AGC by agc01@agccert.com.

Test Laboratory: AGC Lab  
LTE Band 4 High-Edge 2 (1 RB#0)  
DUT: AI POS Terminal; Type: P8 Neo

Date: Oct. 23, 2024

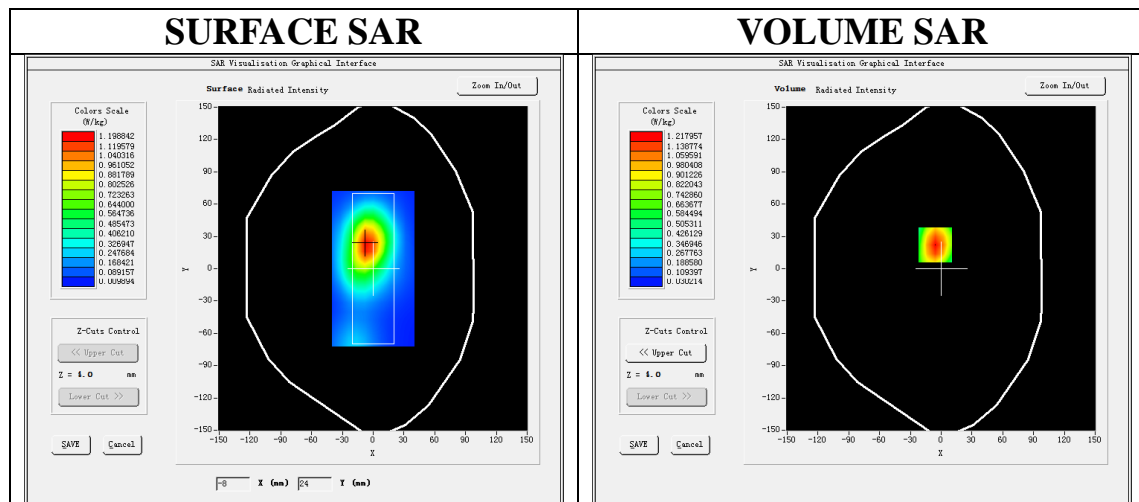
Communication System: LTE; Communication System Band: LTE Band 4; Duty Cycle:1:1; Conv.F=2.28;  
Frequency:1745 MHz; Medium parameters used:  $f = 1750$  MHz;  $\sigma = 1.35$  mho/m;  $\epsilon_r = 39.64$ ;  $\rho = 1000$  kg/m<sup>3</sup> ;  
Phantom section: Flat Section  
Ambient temperature (°C): 21.9, Liquid temperature (°C): 21.4

SATIMO Configuration:

- Probe: SSE2; Calibrated: Apr. 30, 2024; Serial No.: 2023-EPGO-414
- Sensor-Surface: 4mm (Mechanical Surface Detection)
- Phantom: SAM twin phantom
- Measurement SW: OpenSAR V4\_02\_35

Configuration/ LTE Band 4 High-Edge 2/Area Scan: Measurement grid: dx=8mm, dy=8mm  
Configuration/ LTE Band 4 High-Edge 2/Zoom Scan: Measurement grid: dx=8mm,dy=8mm, dz=5mm;

Area Scan	surf_sam_plan.txt, h= 5.00 mm
Zoom Scan	5x5x7,dx=8mm dy=8mm dz=5mm
Phantom	Validation plane
Device Position	Edge 2
Band	LTE Band 4
Channels	High
Signal	OFDM (Crest factor: 1.0)



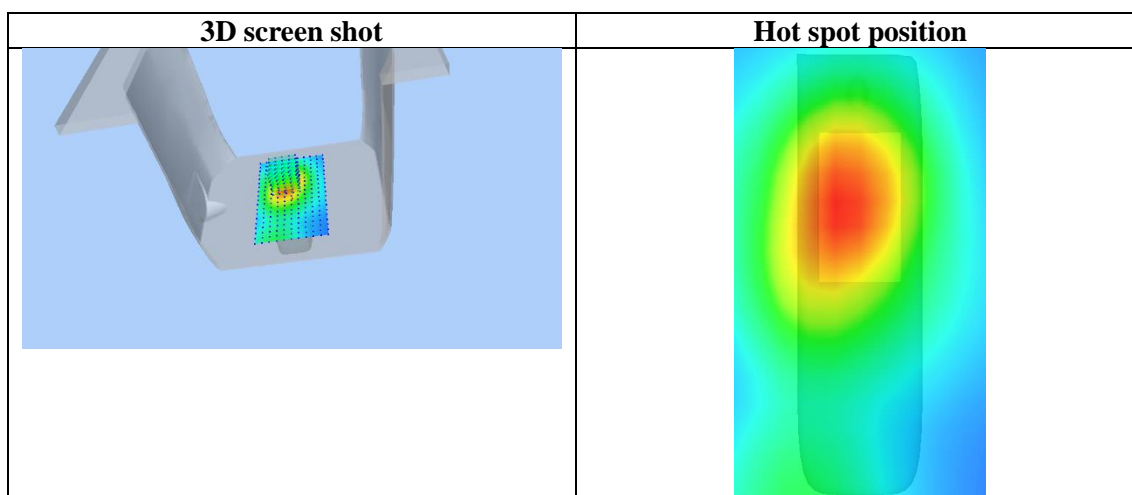
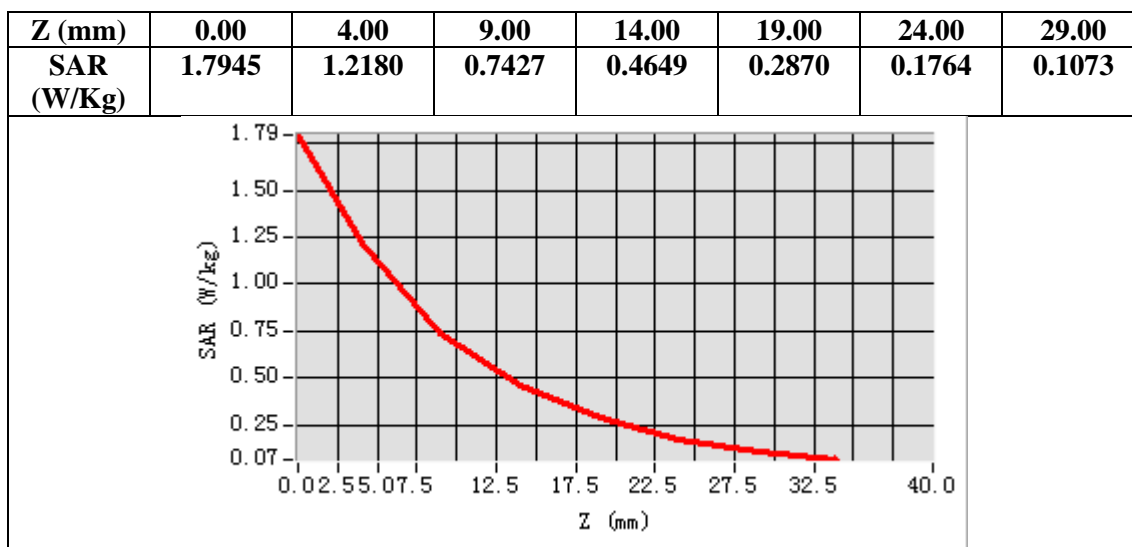
Maximum location: X=-6.00, Y=22.00

SAR Peak: 1.78 W/kg

SAR 10g (W/Kg)	0.669196
SAR 1g (W/Kg)	1.156407

Any report having not been signed by authorized approver, or having been altered without authorization, or having not been stamped by the "Dedicated Testing/Inspection Stamp" is deemed to be invalid. Copying or excerpting portion of, or altering the content of the report is not permitted without the written authorization of AGC. The test results presented in the report apply only to the tested sample. Any objections to report issued by AGC should be submitted to AGC within 15days after the issuance of the test report. Further enquiry of validity or verification of the test report should be addressed to AGC by agc01@agccert.com.

Attestation of Global Compliance(Shenzhen)Co., Ltd  
Attestation of Global Compliance(Shenzhen)Std & Tech Co., Ltd  
Tel: +86-755 2523 4088 E-mail: agc@agccert.com Web: http://www.agccert.com/



Any report having not been signed by authorized approver, or having been altered without authorization, or having not been stamped by the “Dedicated Testing/Inspection Stamp” is deemed to be invalid. Copying or excerpting portion of, or altering the content of the report is not permitted without the written authorization of AGC. The test results presented in the report apply only to the tested sample. Any objections to report issued by AGC should be submitted to AGC within 15days after the issuance of the test report. Further enquiry of validity or verification of the test report should be addressed to AGC by agc01@agccert.com.

**Test Laboratory: AGC Lab**  
**LTE Band 5 Mid-Edge 2 (1 RB#0)**  
**DUT: AI POS Terminal; Type: P8 Neo**

**Date: Sep. 25, 2024**

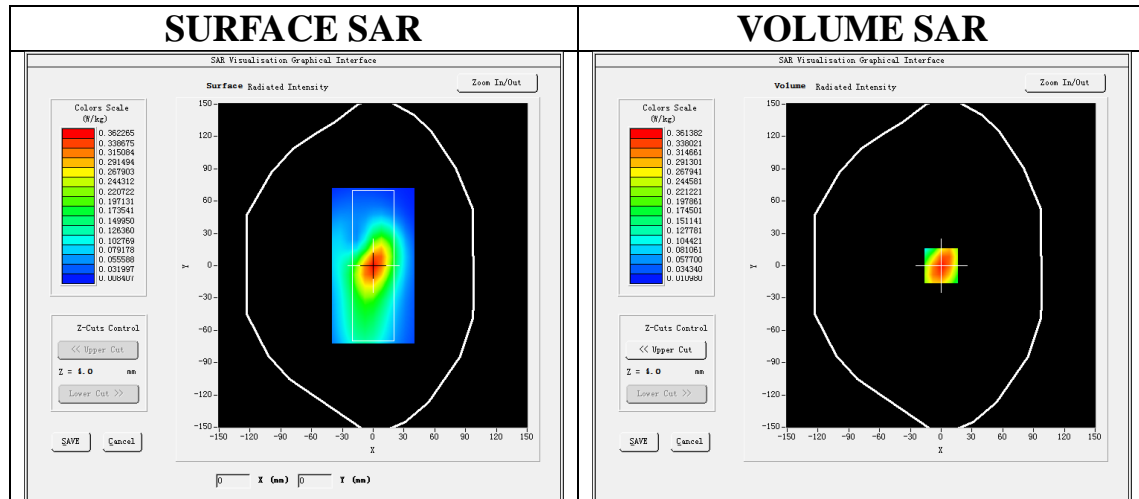
Communication System: LTE; Communication System Band: LTE Band 5; Duty Cycle:1:1; Conv.F=1.89  
Frequency:836.5 MHz; Medium parameters used:  $f = 835$  MHz;  $\sigma=0.94\text{mho/m}$ ;  $\epsilon_r=41.82$ ;  $\rho= 1000$  kg/m<sup>3</sup> ;  
Phantom section: Flat Section  
Ambient temperature (°C): 21.6, Liquid temperature (°C): 21.2

**SATIMO Configuration:**

- Probe: SSE2; Calibrated: Apr. 30, 2024; Serial No.: 2023-EPGO-414
- Sensor-Surface: 4mm (Mechanical Surface Detection)
- Phantom: SAM twin phantom
- Measurement SW: OpenSAR V4\_02\_35

**Configuration/ LTE Band 5 Mid-Edge 2/Area Scan:** Measurement grid: dx=8mm, dy=8mm  
**Configuration/ LTE Band 5 Mid-Edge 2/Zoom Scan:** Measurement grid: dx=8mm,dy=8mm, dz=5mm;

<b>Area Scan</b>	surf_sam_plan.txt, h= 5.00 mm
<b>Zoom Scan</b>	5x5x7,dx=8mm dy=8mm dz=5mm
<b>Phantom</b>	Validation plane
<b>Device Position</b>	Edge 2
<b>Band</b>	LTE Band 5
<b>Channels</b>	Middle
<b>Signal</b>	OFDM (Crest factor: 1.0)



**Maximum location: X=0.00, Y=0.00**

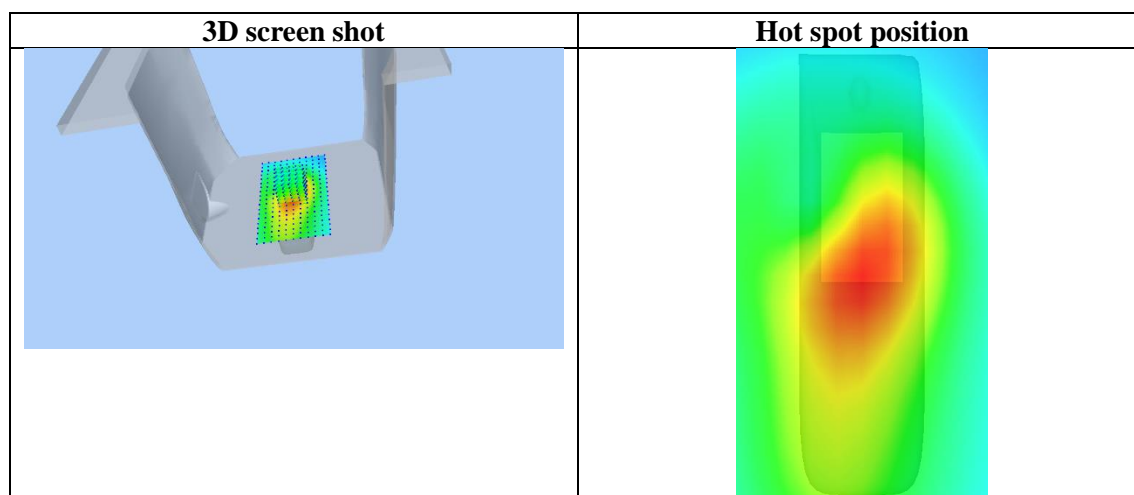
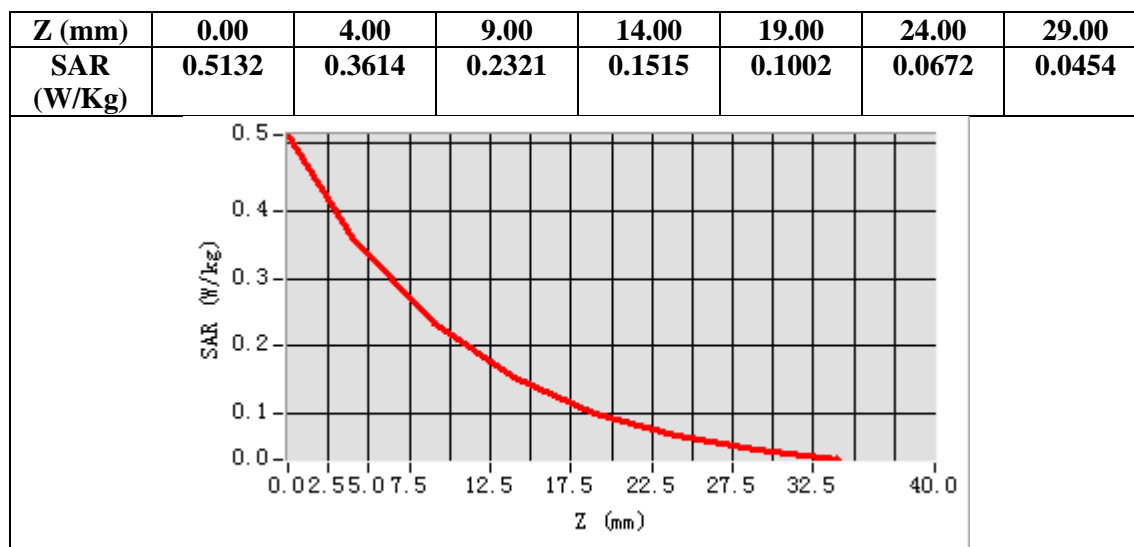
**SAR Peak: 0.51 W/kg**

<b>SAR 10g (W/Kg)</b>	0.211813
<b>SAR 1g (W/Kg)</b>	0.343977

Any report having not been signed by authorized approver, or having been altered without authorization, or having not been stamped by the “Dedicated Testing/Inspection Stamp” is deemed to be invalid. Copying or excerpting portion of, or altering the content of the report is not permitted without the written authorization of AGC. The test results presented in the report apply only to the tested sample. Any objections to report issued by AGC should be submitted to AGC within 15days after the issuance of the test report. Further enquiry of validity or verification of the test report should be addressed to AGC by agc01@agccert.com.

Attestation of Global Compliance(Shenzhen)Co., Ltd  
Attestation of Global Compliance(Shenzhen)Std & Tech Co., Ltd  
Tel: +86-755 2523 4088 E-mail: agc@agccert.com Web: http://www.agccert.com/





Any report having not been signed by authorized approver, or having been altered without authorization, or having not been stamped by the “Dedicated Testing/Inspection Stamp” is deemed to be invalid. Copying or excerpting portion of, or altering the content of the report is not permitted without the written authorization of AGC. The test results presented in the report apply only to the tested sample. Any objections to report issued by AGC should be submitted to AGC within 15days after the issuance of the test report. Further enquiry of validity or verification of the test report should be addressed to AGC by agc01@agccert.com.

**Test Laboratory:** AGC Lab  
**LTE Band 7 High-Edge 2 (1RB#0)**  
**DUT:** AI POS Terminal; **Type:** P8 Neo

**Date:** Sep. 29, 2024

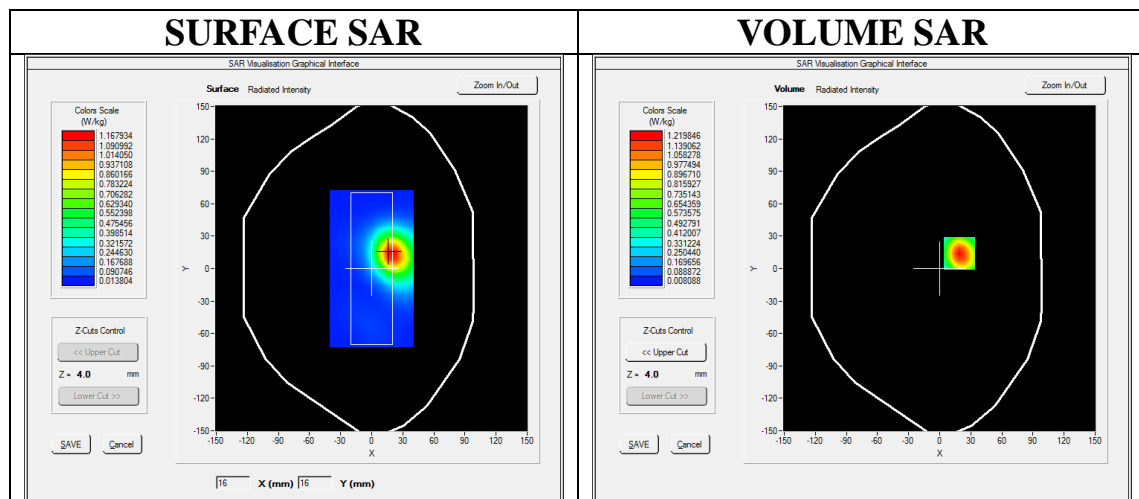
Communication System: LTE; Communication System Band: LTE Band 7; Duty Cycle:1:1; Conv.F=2.06  
Frequency: 2560 MHz; Medium parameters used:  $f=2600$  MHz;  $\sigma=1.93$  mho/m;  $\epsilon_r=39.78$ ;  $\rho=1000$  kg/m<sup>3</sup> ;  
Phantom section: Flat Section  
Ambient temperature (°C): 21.6, Liquid temperature (°C): 21.2

**SATIMO Configuration:**

- Probe: SSE2; Calibrated: Apr. 30, 2024; Serial No.: 2023-EPGO-414
- Sensor-Surface: 4mm (Mechanical Surface Detection)
- Phantom: SAM twin phantom
- Measurement SW: OpenSAR V4\_02\_35

**Configuration/ LTE BAND 7 High-Edge 2 /Area Scan:** Measurement grid: dx=10mm, y=10mm  
**Configuration/ LTE BAND 7 High-Edge 2 /Zoom Scan:** Measurement grid: dx=5mm, dy=5mm, dz=5mm

<b>Area Scan</b>	surf_sam_plan.txt, h= 5.00 mm
<b>ZoomScan</b>	7x7x7,dx=5mm dy=5mm dz=5mm
<b>Phantom</b>	Validation plane
<b>Device Position</b>	Edge 2
<b>Band</b>	LTE BAND 7
<b>Channels</b>	High
<b>Signal</b>	OFDM (Crest factor: 1.0)



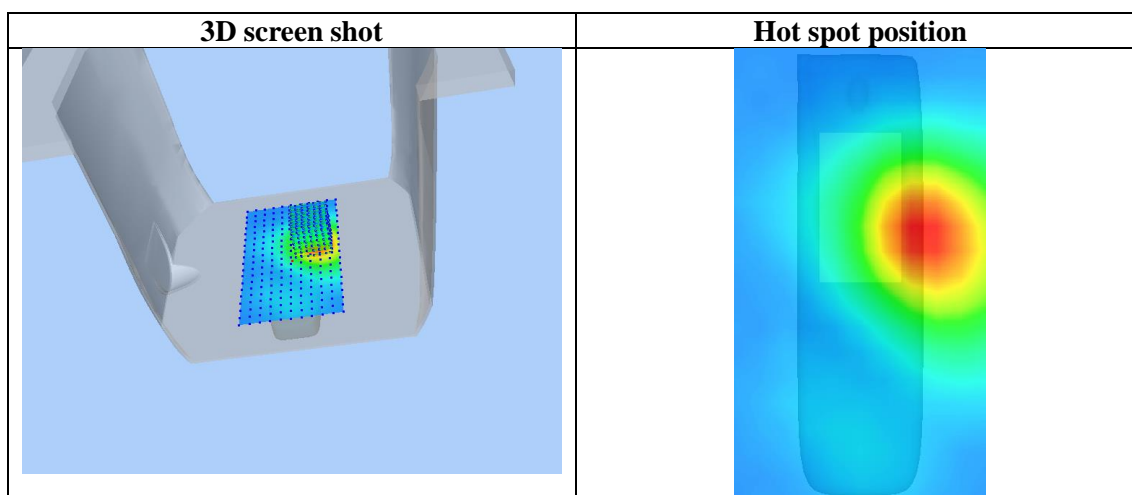
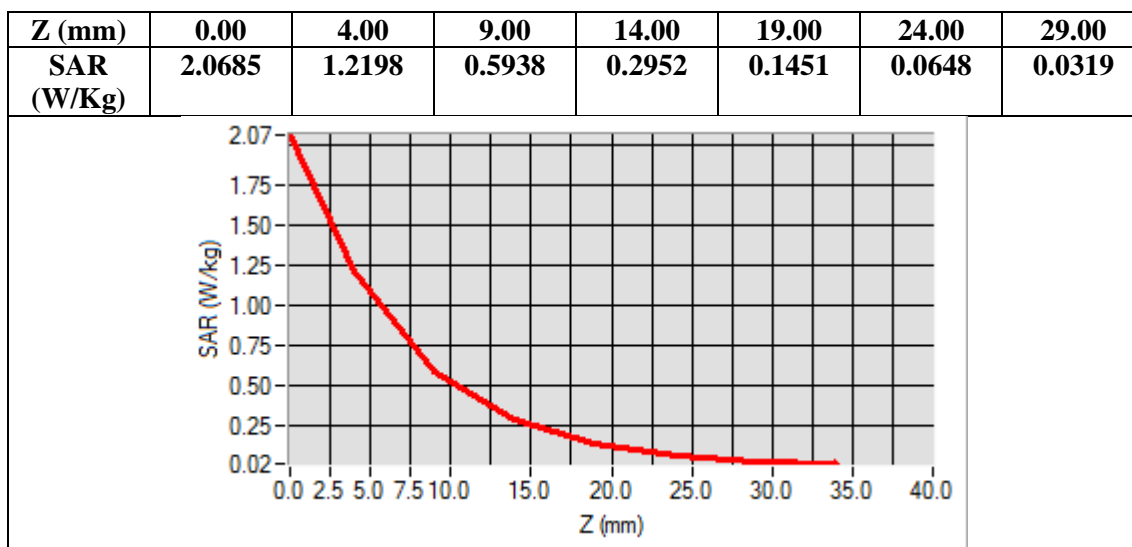
**Maximum location: X=19.00, Y=14.00**

**SAR Peak: 2.04 W/kg**

<b>SAR 10g (W/Kg)</b>	0.566071
<b>SAR 1g (W/Kg)</b>	1.144239

Any report having not been signed by authorized approver, or having been altered without authorization, or having not been stamped by the “Dedicated Testing/Inspection Stamp” is deemed to be invalid. Copying or excerpting portion of, or altering the content of the report is not permitted without the written authorization of AGC. The test results presented in the report apply only to the tested sample. Any objections to report issued by AGC should be submitted to AGC within 15days after the issuance of the test report. Further enquiry of validity or verification of the test report should be addressed to AGC by agc01@agccert.com.

Attestation of Global Compliance(Shenzhen)Co., Ltd  
Attestation of Global Compliance(Shenzhen)Std & Tech Co., Ltd  
Tel: +86-755 2523 4088 E-mail: agc@agccert.com Web: http://www.agccert.com/



Any report having not been signed by authorized approver, or having been altered without authorization, or having not been stamped by the “Dedicated Testing/Inspection Stamp” is deemed to be invalid. Copying or excerpting portion of, or altering the content of the report is not permitted without the written authorization of AGC. The test results presented in the report apply only to the tested sample. Any objections to report issued by AGC should be submitted to AGC within 15days after the issuance of the test report. Further enquiry of validity or verification of the test report should be addressed to AGC by agc01@agccert.com.

**Test Laboratory:** AGC Lab  
**LTE Band 12 Mid-Edge 2 (1 RB#0)**  
**DUT:** AI POS Terminal;    **Type:** P8 Neo

**Date:** Sep. 26, 2024

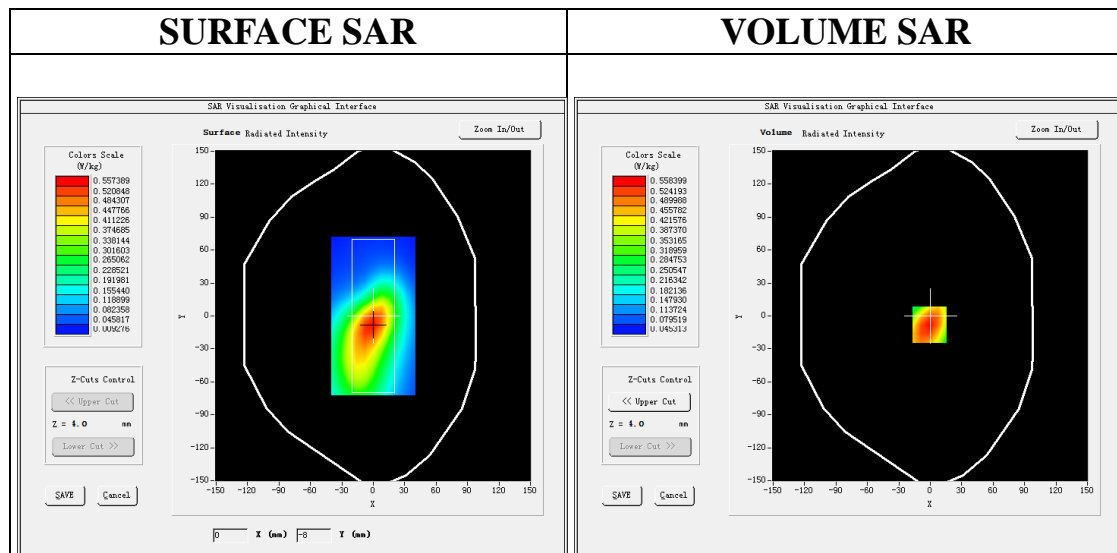
Communication System: LTE; Communication System Band: LTE Band 12; Duty Cycle:1:1; Conv.F=2.04;  
Frequency: 707.5 MHz; Medium parameters used:  $f = 750$  MHz;  $\sigma = 0.90$  mho/m;  $\epsilon_r = 41.98$ ;  $\rho = 1000$  kg/m<sup>3</sup> ;  
Phantom section: Flat Section  
Ambient temperature (°C): 20.9, Liquid temperature (°C): 20.7

**SATIMO Configuration:**

- Probe: SSE2; Calibrated: Apr. 30, 2024; Serial No.: 2023-EPGO-414
- Sensor-Surface: 4mm (Mechanical Surface Detection)
- Phantom: SAM twin phantom
- Measurement SW: OpenSAR V4\_02\_35

**Configuration/ LTE Band 12 Mid-Edge 2/Area Scan:** Measurement grid: dx=8mm, dy=8mm  
**Configuration/ LTE Band 12 Mid-Edge 2/Zoom Scan:** Measurement grid: dx=8mm,dy=8mm, dz=5m;

<b>Area Scan</b>	surf_sam_plan.txt, h= 5.00 mm
<b>Zoom Scan</b>	5x5x7,dx=8mm dy=8mm dz=5mm
<b>Phantom</b>	Validation plane
<b>Device Position</b>	Edge 2
<b>Band</b>	LTE Band 12
<b>Channels</b>	Middle
<b>Signal</b>	OFDM (Crest factor: 1.0)



**Maximum location: X=-1.00, Y=-8.00**  
**SAR Peak: 0.75 W/kg**

<b>SAR 10g (W/Kg)</b>	0.366680
<b>SAR 1g (W/Kg)</b>	0.547475

Any report having not been signed by authorized approver, or having been altered without authorization, or having not been stamped by the "Dedicated Testing/Inspection Stamp" is deemed to be invalid. Copying or excerpting portion of, or altering the content of the report is not permitted without the written authorization of AGC. The test results presented in the report apply only to the tested sample. Any objections to report issued by AGC should be submitted to AGC within 15days after the issuance of the test report. Further enquiry of validity or verification of the test report should be addressed to AGC by agc01@agccert.com.

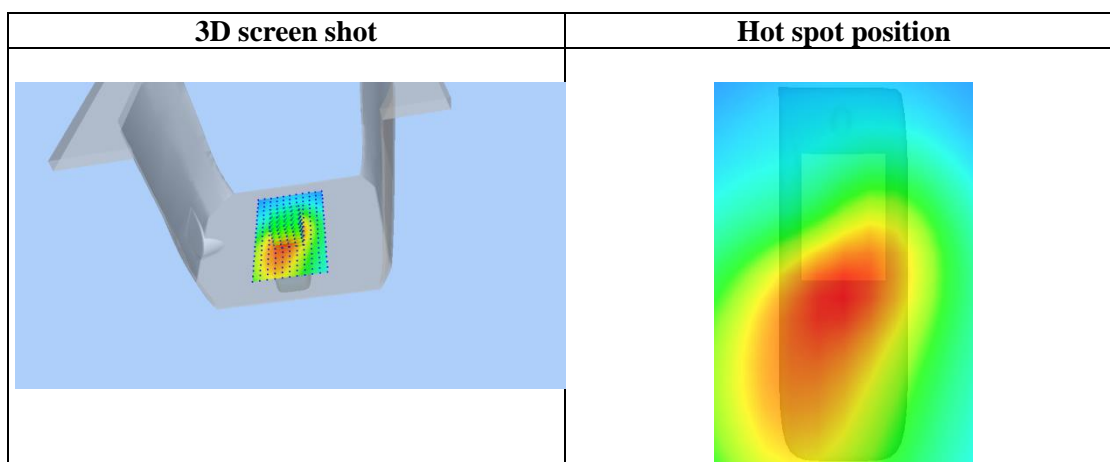
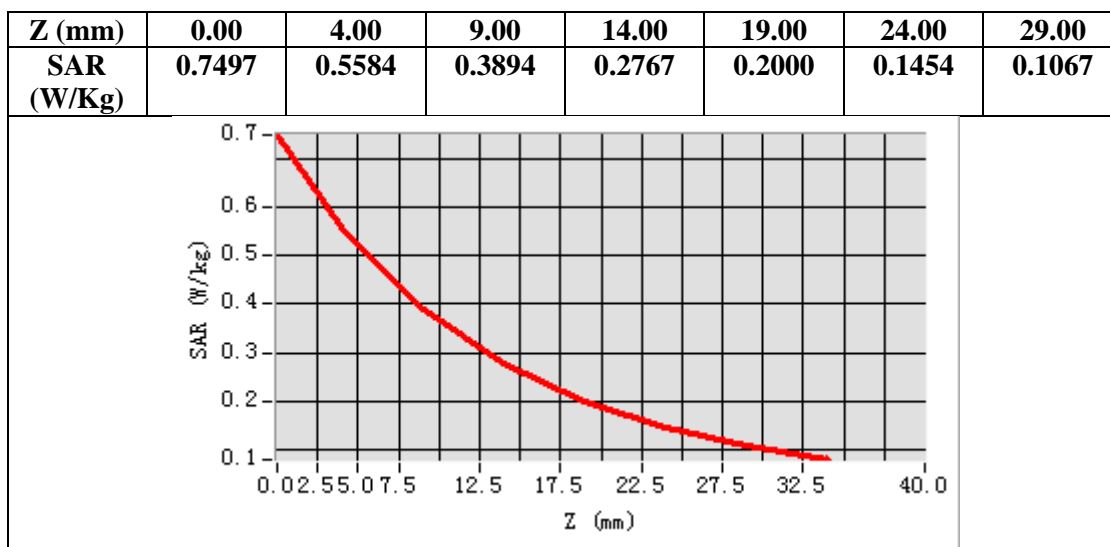
Attestation of Global Compliance(Shenzhen)Co., Ltd  
Attestation of Global Compliance(Shenzhen)Std & Tech Co., Ltd  
Tel: +86-755 2523 4088    E-mail: agc@agccert.com    Web: http://www.agccert.com/

Any report having not been signed by authorized approver, or having been altered without authorization, or having not been stamped by the “Dedicated Testing/Inspection Stamp” is deemed to be invalid. Copying or excerpting portion of, or altering the content of the report is not permitted without the written authorization of AGC. The test results presented in the report apply only to the tested sample. Any objections to report issued by AGC should be submitted to AGC within 15days after the issuance of the test report. Further enquiry of validity or verification of the test report should be addressed to AGC by [agc01@agccert.com](mailto:agc01@agccert.com).

Attestation of Global Compliance(Shenzhen)Co., Ltd

Attestation of Global Compliance(Shenzhen)Std & Tech Co., Ltd

Tel: +86-755 2523 4088 E-mail: [agc@agccert.com](mailto:agc@agccert.com) Web: <http://www.agccert.com/>



Any report having not been signed by authorized approver, or having been altered without authorization, or having not been stamped by the "Dedicated Testing/Inspection Stamp" is deemed to be invalid. Copying or excerpting portion of, or altering the content of the report is not permitted without the written authorization of AGC. The test results presented in the report apply only to the tested sample. Any objections to report issued by AGC should be submitted to AGC within 15days after the issuance of the test report. Further enquiry of validity or verification of the test report should be addressed to AGC by agc01@agccert.com.

Test Laboratory: AGC Lab  
LTE Band 17 Mid-Edge 2 (1 RB#0)  
DUT: AI POS Terminal; Type: P8 Neo

Date: Sep. 26, 2024

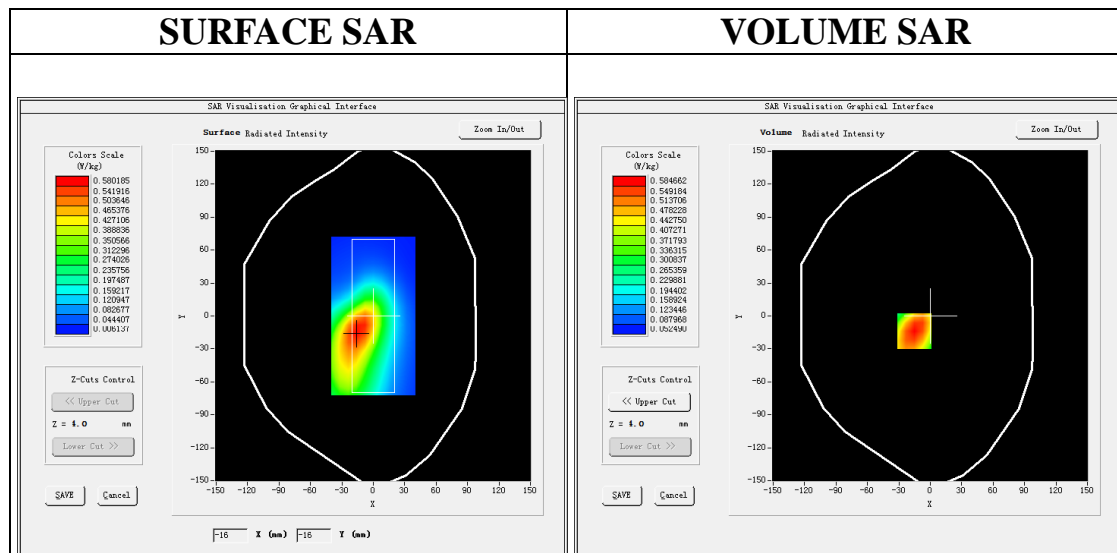
Communication System: LTE; Communication System Band: LTE Band 17; Duty Cycle:1:1; Conv.F=2.04;  
Frequency: 710 MHz; Medium parameters used:  $f = 750$  MHz;  $\sigma=0.91$  mho/m;  $\epsilon_r=41.65$ ;  $\rho=1000$  kg/m<sup>3</sup> ;  
Phantom section: Flat Section  
Ambient temperature (°C): 20.9, Liquid temperature (°C): 20.7

SATIMO Configuration:

- Probe: SSE2; Calibrated: Apr. 30, 2024; Serial No.: 2023-EPGO-414
- Sensor-Surface: 4mm (Mechanical Surface Detection)
- Phantom: SAM twin phantom
- Measurement SW: OpenSAR V4\_02\_35

Configuration/ LTE Band 17 Mid-Edge 2/Area Scan: Measurement grid: dx=8mm, dy=8mm  
Configuration/ LTE Band 17 Mid-Edge 2/Zoom Scan: Measurement grid: dx=8mm,dy=8mm, dz=5mm;

Area Scan	surf_sam_plan.txt, h= 5.00 mm
Zoom Scan	5x5x7,dx=8mm dy=8mm dz=5mm
Phantom	Validation plane
Device Position	Edge 2
Band	LTE Band 17
Channels	Middle
Signal	OFDM (Crest factor: 1.0)



Maximum location: X=-15.00, Y=-14.00  
SAR Peak: 0.79 W/kg

SAR 10g (W/Kg)	0.385086
SAR 1g (W/Kg)	0.573224

Any report having not been signed by authorized approver, or having been altered without authorization, or having not been stamped by the "Dedicated Testing/Inspection Stamp" is deemed to be invalid. Copying or excerpting portion of, or altering the content of the report is not permitted without the written authorization of AGC. The test results presented in the report apply only to the tested sample. Any objections to report issued by AGC should be submitted to AGC within 15days after the issuance of the test report. Further enquiry of validity or verification of the test report should be addressed to AGC by agc01@agccert.com.

Attestation of Global Compliance(Shenzhen)Co., Ltd  
Attestation of Global Compliance(Shenzhen)Std & Tech Co., Ltd  
Tel: +86-755 2523 4088 E-mail: agc@agccert.com Web: http://www.agccert.com/

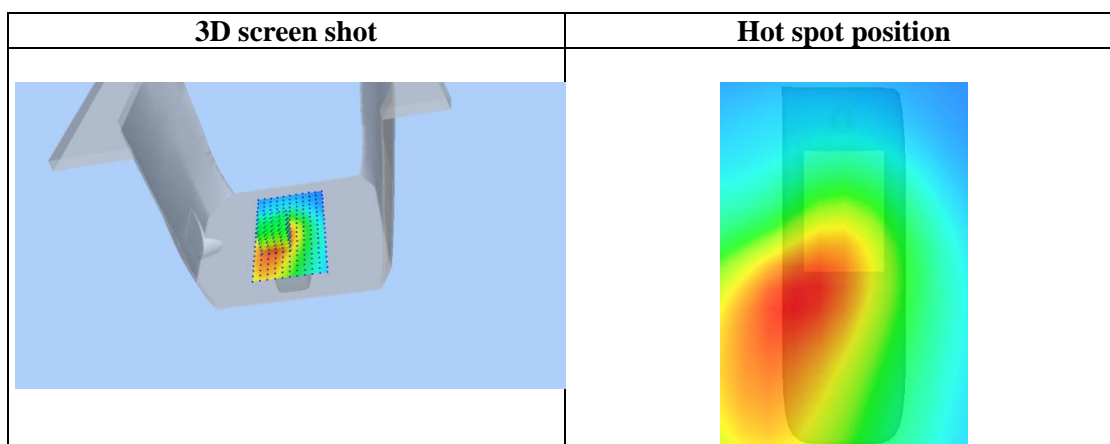
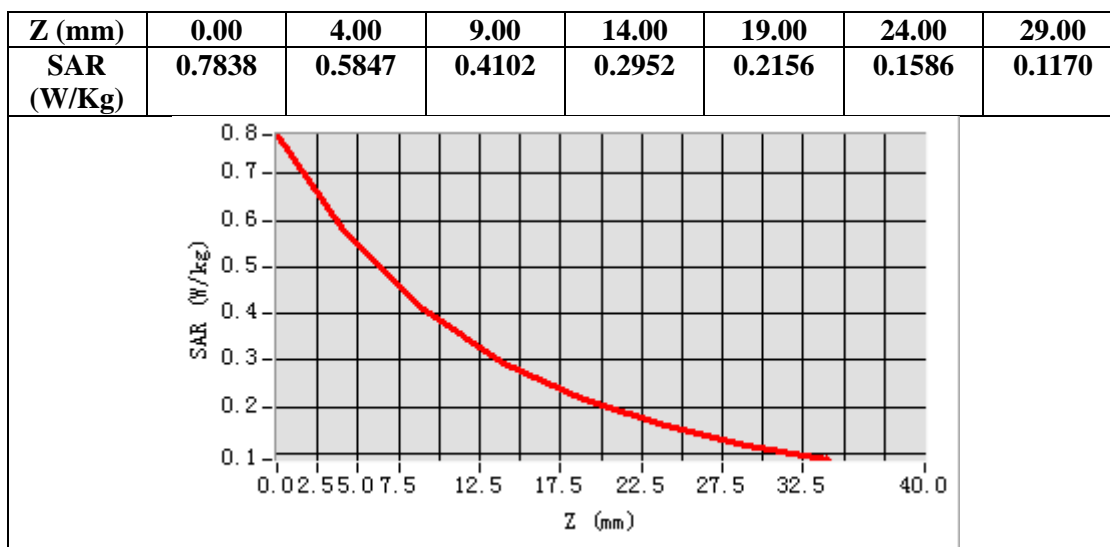


Any report having not been signed by authorized approver, or having been altered without authorization, or having not been stamped by the “Dedicated Testing/Inspection Stamp” is deemed to be invalid. Copying or excerpting portion of, or altering the content of the report is not permitted without the written authorization of AGC. The test results presented in the report apply only to the tested sample. Any objections to report issued by AGC should be submitted to AGC within 15days after the issuance of the test report. Further enquiry of validity or verification of the test report should be addressed to AGC by [agc01@agccert.com](mailto:agc01@agccert.com).

Attestation of Global Compliance(Shenzhen)Co., Ltd

Attestation of Global Compliance(Shenzhen)Std & Tech Co., Ltd

Tel: +86-755 2523 4088 E-mail: [agc@agccert.com](mailto:agc@agccert.com) Web: <http://www.agccert.com/>



Any report having not been signed by authorized approver, or having been altered without authorization, or having not been stamped by the “Dedicated Testing/Inspection Stamp” is deemed to be invalid. Copying or excerpting portion of, or altering the content of the report is not permitted without the written authorization of AGC. The test results presented in the report apply only to the tested sample. Any objections to report issued by AGC should be submitted to AGC within 15days after the issuance of the test report. Further enquiry of validity or verification of the test report should be addressed to AGC by agc01@agccert.com.

Test Laboratory: AGC Lab  
LTE Band 25 Mid-Edge 2 (1 RB#0)  
DUT: AI POS Terminal; Type: P8 Neo

Date: Sep. 30, 2024

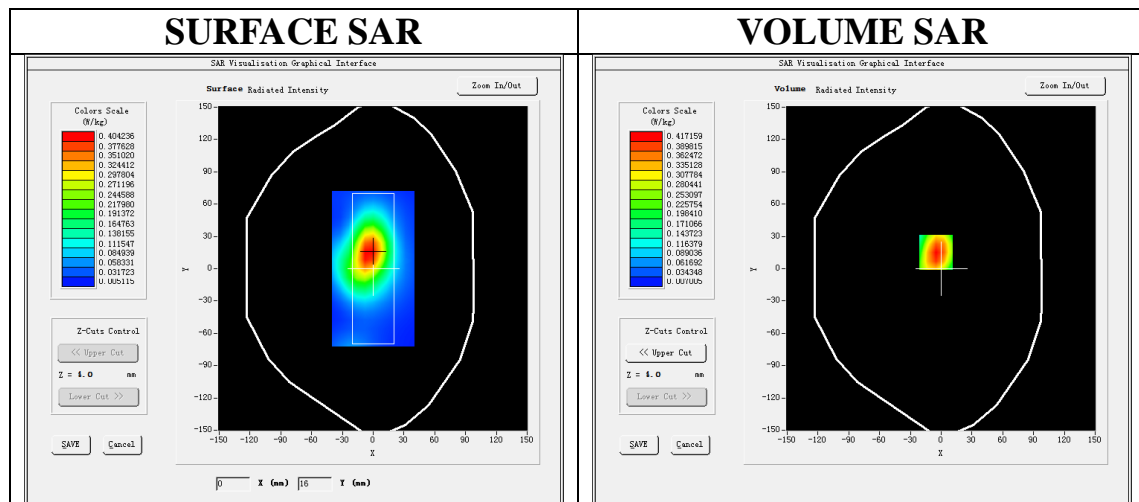
Communication System: LTE; Communication System Band: LTE Band 25; Duty Cycle:1:1; Conv.F=2.08;  
Frequency:1882.5MHz; Medium parameters used:  $f = 1900$  MHz;  $\sigma = 1.42$  mho/m;  $\epsilon_r = 39.42$ ;  $\rho = 1000$  kg/m<sup>3</sup> ;  
Phantom section: Flat Section  
Ambient temperature (°C): 21.2, Liquid temperature (°C): 20.9

SATIMO Configuration:

- Probe: SSE2; Calibrated: Apr. 30, 2024; Serial No.: 2023-EPGO-414
- Sensor-Surface: 4mm (Mechanical Surface Detection)
- Phantom: SAM twin phantom
- Measurement SW: OpenSAR V4\_02\_35

Configuration/ LTE Band 25 Mid-Edge 2/Area Scan: Measurement grid: dx=8mm, dy=8mm  
Configuration/ LTE Band 25 Mid-Edge 2/Zoom Scan: Measurement grid: dx=8mm,dy=8mm, dz=5m;

Area Scan	surf_sam_plan.txt, h= 5.00 mm
Zoom Scan	5x5x7,dx=8mm dy=8mm dz=5mm
Phantom	Validation plane
Device Position	Edge 2
Band	LTE Band 25
Channels	Middle
Signal	OFDM (Crest factor: 1.0)



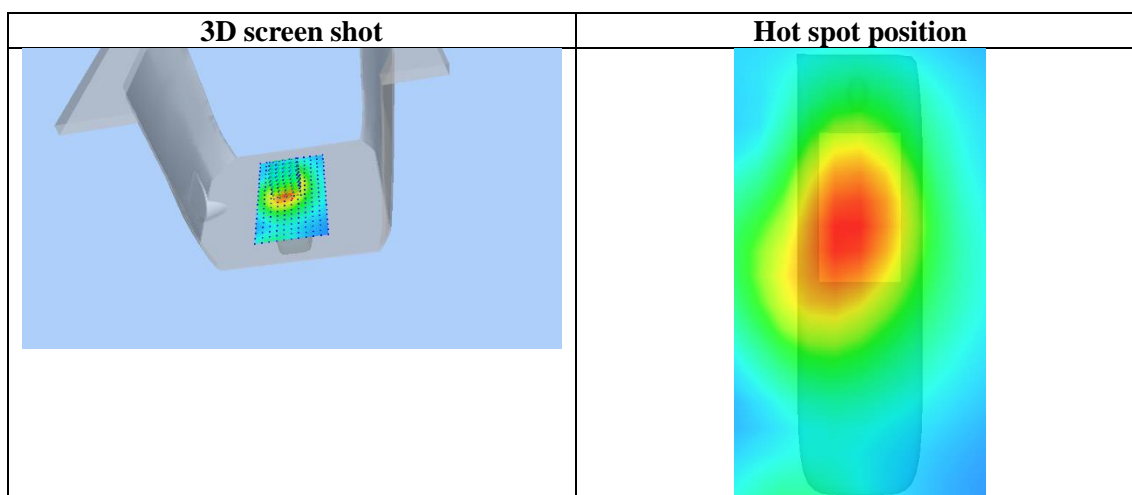
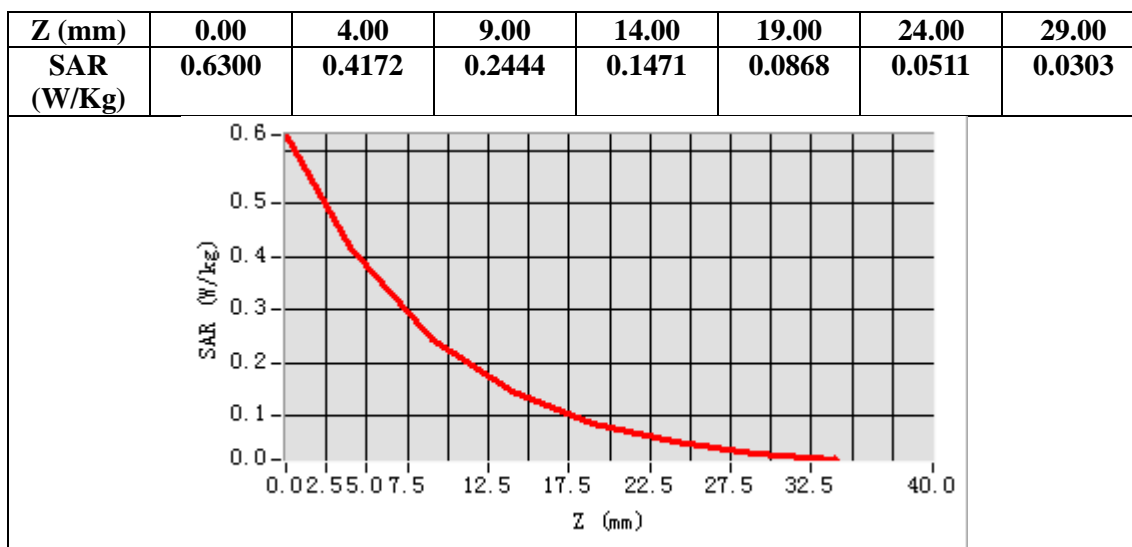
Maximum location: X=-5.00, Y=15.00

SAR Peak: 0.63 W/kg

SAR 10g (W/Kg)	0.224960
SAR 1g (W/Kg)	0.398358

Any report having not been signed by authorized approver, or having been altered without authorization, or having not been stamped by the "Dedicated Testing/Inspection Stamp" is deemed to be invalid. Copying or excerpting portion of, or altering the content of the report is not permitted without the written authorization of AGC. The test results presented in the report apply only to the tested sample. Any objections to report issued by AGC should be submitted to AGC within 15days after the issuance of the test report. Further enquiry of validity or verification of the test report should be addressed to AGC by agc01@agccert.com.

Attestation of Global Compliance(Shenzhen)Co., Ltd  
Attestation of Global Compliance(Shenzhen)Std & Tech Co., Ltd  
Tel: +86-755 2523 4088 E-mail: agc@agccert.com Web: http://www.agccert.com/



Any report having not been signed by authorized approver, or having been altered without authorization, or having not been stamped by the “Dedicated Testing/Inspection Stamp” is deemed to be invalid. Copying or excerpting portion of, or altering the content of the report is not permitted without the written authorization of AGC. The test results presented in the report apply only to the tested sample. Any objections to report issued by AGC should be submitted to AGC within 15days after the issuance of the test report. Further enquiry of validity or verification of the test report should be addressed to AGC by agc01@agccert.com.

Test Laboratory: AGC Lab  
LTE Band 26A Mid-Edge 2 (1 RB#0)  
DUT: AI POS Terminal; Type: P8 Neo

Date: Sep. 25, 2024

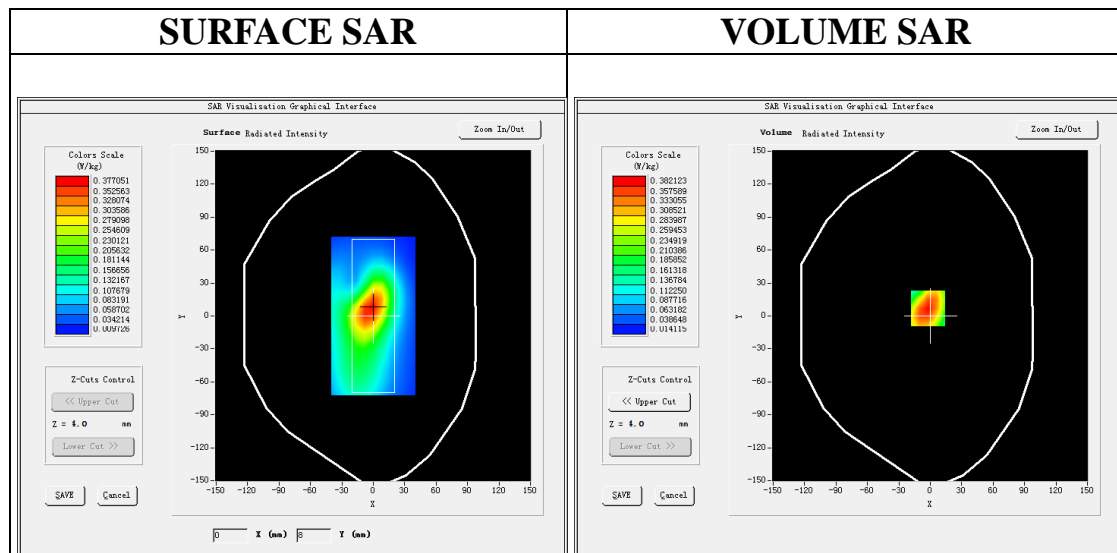
Communication System: LTE; Communication System Band: LTE Band 26a; Duty Cycle:1:1; Conv.F=1.89  
Frequency:836.5 MHz; Medium parameters used:  $f = 835$  MHz;  $\sigma=0.94$  mho/m;  $\epsilon_r=41.82$ ;  $\rho= 1000$  kg/m<sup>3</sup> ;  
Phantom section: Flat Section  
Ambient temperature (°C): 21.6, Liquid temperature (°C): 21.2

SATIMO Configuration:

- Probe: SSE2; Calibrated: Apr. 30, 2024; Serial No.: 2023-EPGO-414
- Sensor-Surface: 4mm (Mechanical Surface Detection)
- Phantom: SAM twin phantom
- Measurement SW: OpenSAR V4\_02\_35

Configuration/ LTE Band 26A Mid-Edge 2/Area Scan: Measurement grid: dx=8mm, dy=8mm  
Configuration/ LTE Band 26A Mid-Edge 2/Zoom Scan: Measurement grid: dx=8mm,dy=8mm, dz=5mm;

Area Scan	surf_sam_plan.txt, h= 5.00 mm
Zoom Scan	5x5x7,dx=8mm dy=8mm dz=5mm
Phantom	Validation plane
Device Position	Edge 2
Band	LTE Band 26A
Channels	Middle
Signal	OFDM (Crest factor: 1.0)



Maximum location: X=-2.00, Y=7.00  
SAR Peak: 0.54 W/kg

SAR 10g (W/Kg)	0.226605
SAR 1g (W/Kg)	0.366013

Any report having not been signed by authorized approver, or having been altered without authorization, or having not been stamped by the "Dedicated Testing/Inspection Stamp" is deemed to be invalid. Copying or excerpting portion of, or altering the content of the report is not permitted without the written authorization of AGC. The test results presented in the report apply only to the tested sample. Any objections to report issued by AGC should be submitted to AGC within 15days after the issuance of the test report. Further enquiry of validity or verification of the test report should be addressed to AGC by agc01@agccert.com.

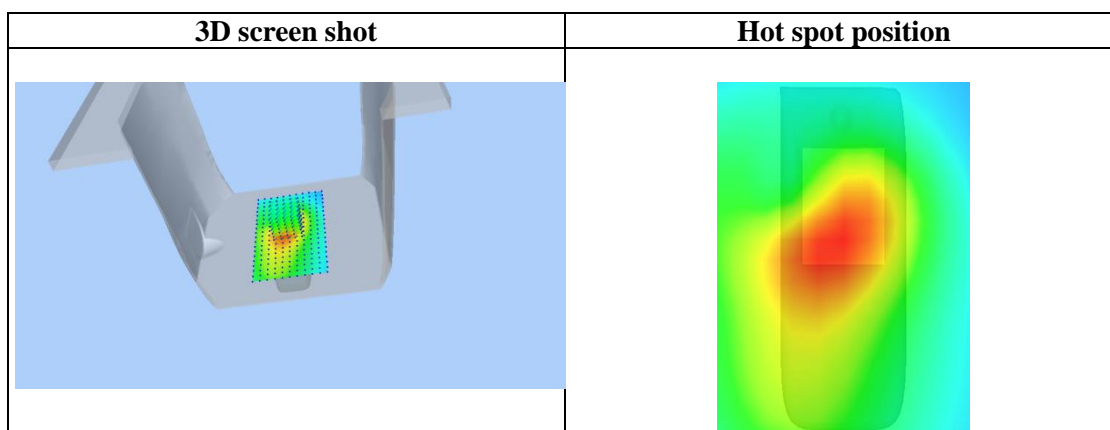
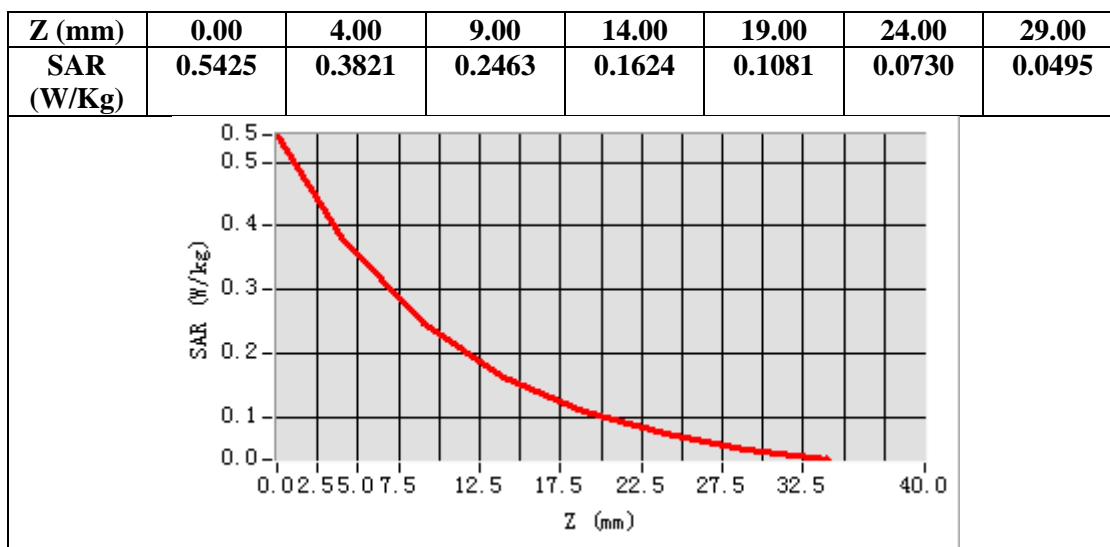
Attestation of Global Compliance(Shenzhen)Co., Ltd  
Attestation of Global Compliance(Shenzhen)Std & Tech Co., Ltd  
Tel: +86-755 2523 4088 E-mail: agc@agccert.com Web: http://www.agccert.com/

Any report having not been signed by authorized approver, or having been altered without authorization, or having not been stamped by the “Dedicated Testing/Inspection Stamp” is deemed to be invalid. Copying or excerpting portion of, or altering the content of the report is not permitted without the written authorization of AGC. The test results presented in the report apply only to the tested sample. Any objections to report issued by AGC should be submitted to AGC within 15days after the issuance of the test report. Further enquiry of validity or verification of the test report should be addressed to AGC by [agc01@agccert.com](mailto:agc01@agccert.com).

Attestation of Global Compliance(Shenzhen)Co., Ltd

Attestation of Global Compliance(Shenzhen)Std & Tech Co., Ltd

Tel: +86-755 2523 4088 E-mail: [agc@agccert.com](mailto:agc@agccert.com) Web: <http://www.agccert.com/>



Any report having not been signed by authorized approver, or having been altered without authorization, or having not been stamped by the "Dedicated Testing/Inspection Stamp" is deemed to be invalid. Copying or excerpting portion of, or altering the content of the report is not permitted without the written authorization of AGC. The test results presented in the report apply only to the tested sample. Any objections to report issued by AGC should be submitted to AGC within 15days after the issuance of the test report. Further enquiry of validity or verification of the test report should be addressed to AGC by agc01@agccert.com.



Test Laboratory: AGC Lab  
LTE Band 26B Mid-Edge 2 (1 RB#0)  
DUT: AI POS Terminal; Type: P8 Neo

Date: Sep. 25, 2024

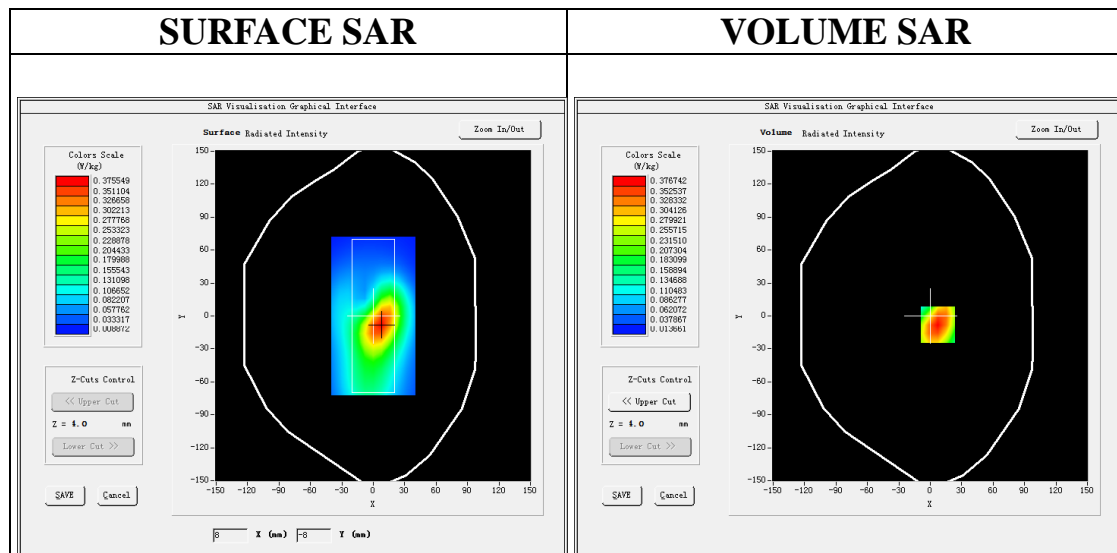
Communication System: LTE; Communication System Band: LTE Band 26b; Duty Cycle:1:1; Conv.F=1.89  
Frequency: 821.5 MHz; Medium parameters used:  $f = 835$  MHz;  $\sigma = 0.91$  mho/m;  $\epsilon_r = 42.79$ ;  $\rho = 1000$  kg/m<sup>3</sup> ;  
Phantom section: Flat Section  
Ambient temperature (°C): 21.6, Liquid temperature (°C): 21.2

SATIMO Configuration:

- Probe: SSE2; Calibrated: Apr. 30, 2024; Serial No.: 2023-EPGO-414
- Sensor-Surface: 4mm (Mechanical Surface Detection)
- Phantom: SAM twin phantom
- Measurement SW: OpenSAR V4\_02\_35

Configuration/ LTE Band 26B Mid-Edge 2/Area Scan: Measurement grid: dx=8mm, dy=8mm  
Configuration/ LTE Band 26B Mid-Edge 2/Zoom Scan: Measurement grid: dx=8mm,dy=8mm, dz=5mm;

Area Scan	surf_sam_plan.txt, h= 5.00 mm
Zoom Scan	5x5x7,dx=8mm dy=8mm dz=5mm
Phantom	Validation plane
Device Position	Edge 2
Band	LTE Band 26B
Channels	Middle
Signal	OFDM (Crest factor: 1.0)



Maximum location: X=7.00, Y=-8.00  
SAR Peak: 0.53 W/kg

SAR 10g (W/Kg)	0.222360
SAR 1g (W/Kg)	0.359367

Any report having not been signed by authorized approver, or having been altered without authorization, or having not been stamped by the "Dedicated Testing/Inspection Stamp" is deemed to be invalid. Copying or excerpting portion of, or altering the content of the report is not permitted without the written authorization of AGC. The test results presented in the report apply only to the tested sample. Any objections to report issued by AGC should be submitted to AGC within 15days after the issuance of the test report. Further enquiry of validity or verification of the test report should be addressed to AGC by agc01@agccert.com.

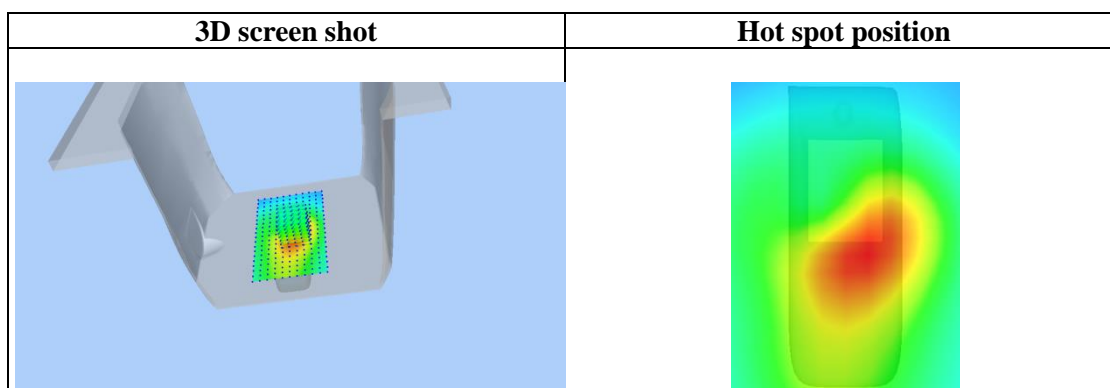
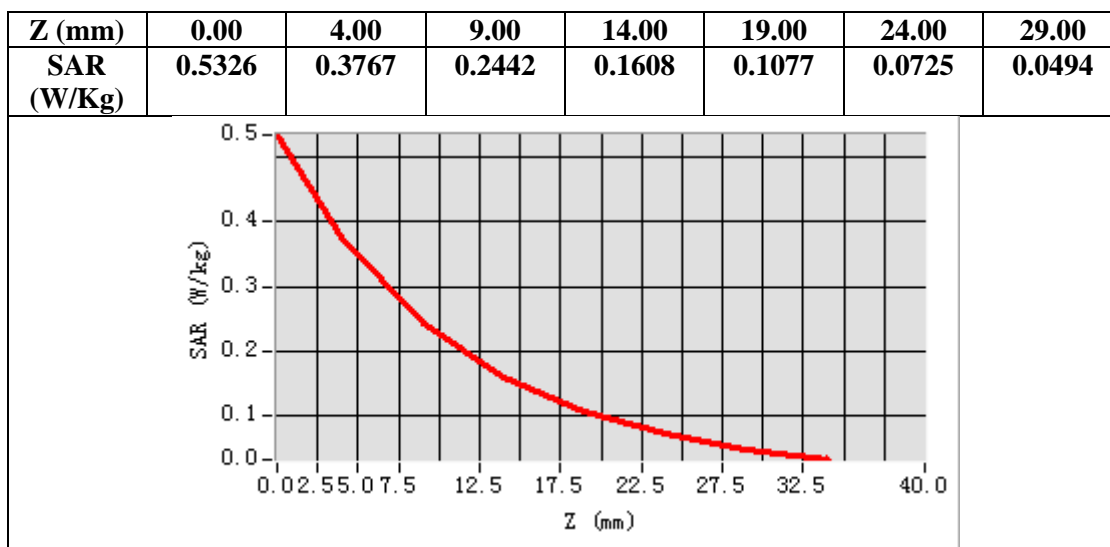
Attestation of Global Compliance(Shenzhen)Co., Ltd  
Attestation of Global Compliance(Shenzhen)Std & Tech Co., Ltd  
Tel: +86-755 2523 4088 E-mail: agc@agccert.com Web: http://www.agccert.com/

Any report having not been signed by authorized approver, or having been altered without authorization, or having not been stamped by the “Dedicated Testing/Inspection Stamp” is deemed to be invalid. Copying or excerpting portion of, or altering the content of the report is not permitted without the written authorization of AGC. The test results presented in the report apply only to the tested sample. Any objections to report issued by AGC should be submitted to AGC within 15days after the issuance of the test report. Further enquiry of validity or verification of the test report should be addressed to AGC by [agc01@agccert.com](mailto:agc01@agccert.com).

Attestation of Global Compliance(Shenzhen)Co., Ltd

Attestation of Global Compliance(Shenzhen)Std & Tech Co., Ltd

Tel: +86-755 2523 4088 E-mail: [agc@agccert.com](mailto:agc@agccert.com) Web: <http://www.agccert.com/>



Any report having not been signed by authorized approver, or having been altered without authorization, or having not been stamped by the "Dedicated Testing/Inspection Stamp" is deemed to be invalid. Copying or excerpting portion of, or altering the content of the report is not permitted without the written authorization of AGC. The test results presented in the report apply only to the tested sample. Any objections to report issued by AGC should be submitted to AGC within 15days after the issuance of the test report. Further enquiry of validity or verification of the test report should be addressed to AGC by agc01@agccert.com.

**Test Laboratory:** AGC Lab  
**LTE Band 38 Mid-Edge 2 (1RB#0)**  
**DUT:** AI POS Terminal; **Type:** P8 Neo

**Date:** Sep. 29, 2024

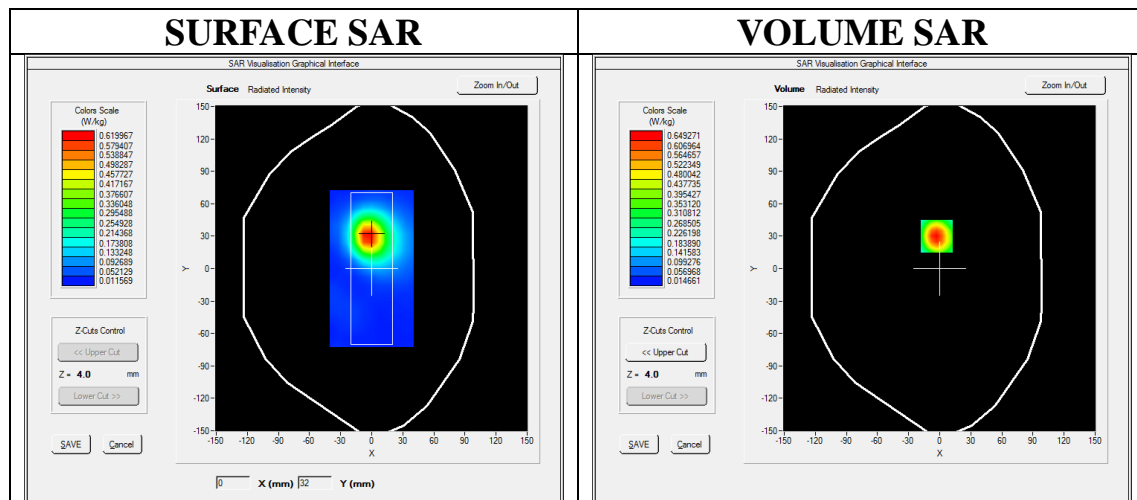
Communication System: LTE; Communication System Band: LTE Band 38; Duty Cycle:1:1.58; Conv.F=2.06  
Frequency: 2595MHz; Medium parameters used:  $f = 2600$  MHz;  $\sigma = 1.94$  mho/m;  $\epsilon_r = 39.31$ ;  $\rho = 1000$  kg/m<sup>3</sup> ;  
Phantom section: Flat Section  
Ambient temperature (°C): 21.6, Liquid temperature (°C): 21.2

SATIMO Configuration:

- Probe: SSE2; Calibrated: Apr. 30, 2024; Serial No.: 2023-EPGO-414
- Sensor-Surface: 4mm (Mechanical Surface Detection)
- Phantom: SAM twin phantom
- Measurement SW: OpenSAR V4\_02\_35

**Configuration/ LTE BAND 38 Mid-Edge 2 /Area Scan:** Measurement grid: dx=10mm, y=10mm  
**Configuration/ LTE BAND 38 Mid-Edge 2 /Zoom Scan:** Measurement grid: dx=5mm, dy=5mm, dz=5mm

<b>Area Scan</b>	surf_sam_plan.txt, h= 5.00 mm
<b>ZoomScan</b>	7x7x7,dx=5mm dy=5mm dz=5mm
<b>Phantom</b>	Validation plane
<b>Device Position</b>	Edge 2
<b>Band</b>	LTE BAND 38
<b>Channels</b>	Middle
<b>Signal</b>	Crest factor: 1.58



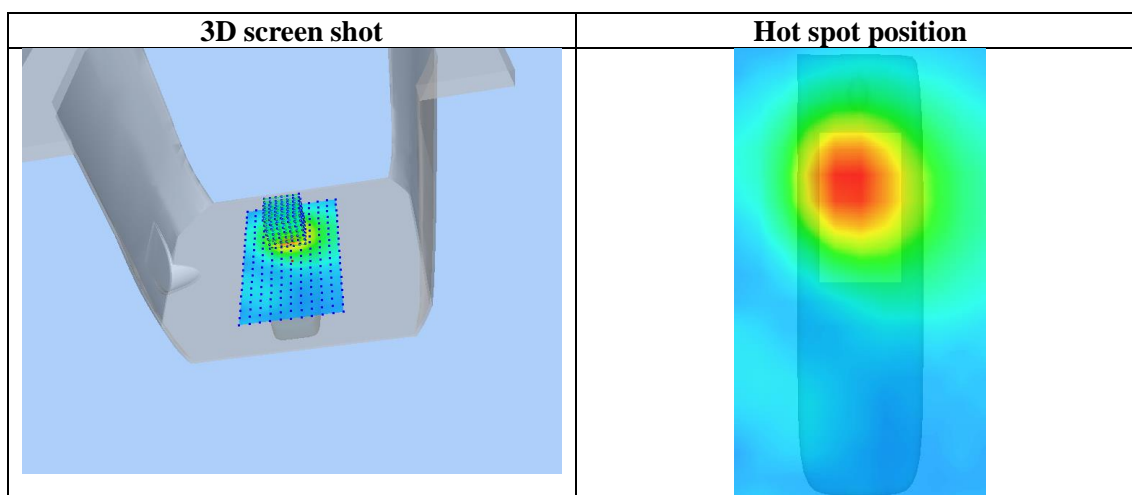
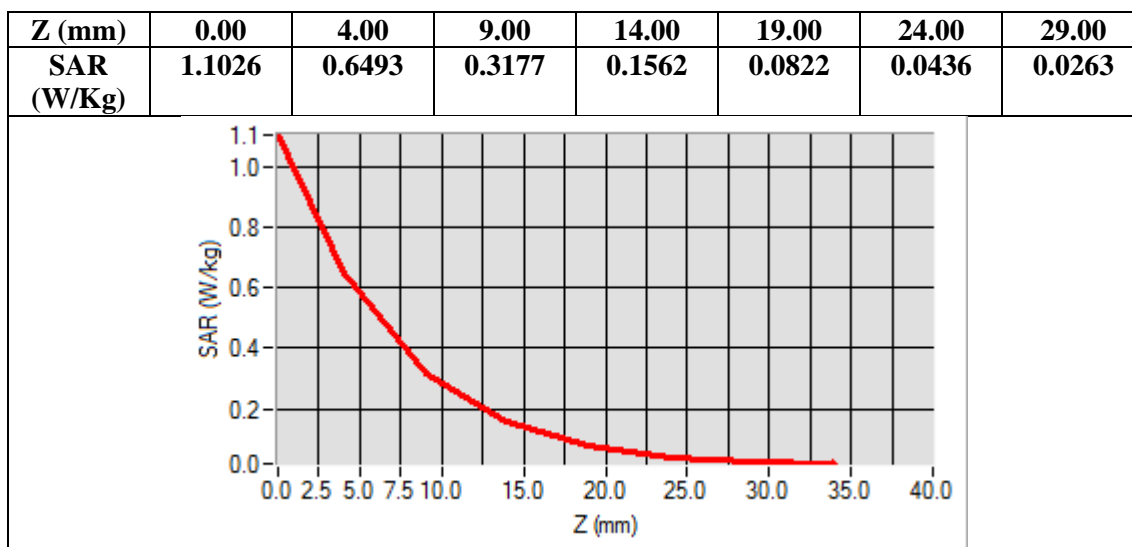
**Maximum location: X=-3.00, Y=30.00**

**SAR Peak: 1.09 W/kg**

<b>SAR 10g (W/Kg)</b>	0.298554
<b>SAR 1g (W/Kg)</b>	0.608626

Any report having not been signed by authorized approver, or having been altered without authorization, or having not been stamped by the “Dedicated Testing/Inspection Stamp” is deemed to be invalid. Copying or excerpting portion of, or altering the content of the report is not permitted without the written authorization of AGC. The test results presented in the report apply only to the tested sample. Any objections to report issued by AGC should be submitted to AGC within 15days after the issuance of the test report. Further enquiry of validity or verification of the test report should be addressed to AGC by agc01@agccert.com.

Attestation of Global Compliance(Shenzhen)Co., Ltd  
Attestation of Global Compliance(Shenzhen)Std & Tech Co., Ltd  
Tel: +86-755 2523 4088 E-mail: agc@agccert.com Web: <http://www.agccert.com/>



Any report having not been signed by authorized approver, or having been altered without authorization, or having not been stamped by the “Dedicated Testing/Inspection Stamp” is deemed to be invalid. Copying or excerpting portion of, or altering the content of the report is not permitted without the written authorization of AGC. The test results presented in the report apply only to the tested sample. Any objections to report issued by AGC should be submitted to AGC within 15days after the issuance of the test report. Further enquiry of validity or verification of the test report should be addressed to AGC by agc01@agccert.com.

**Test Laboratory:** AGC Lab  
**LTE Band 41 Mid-Edge 2(1RB#0)**  
**DUT:** AI POS Terminal; **Type:** P8 Neo

**Date:** Sep. 29, 2024

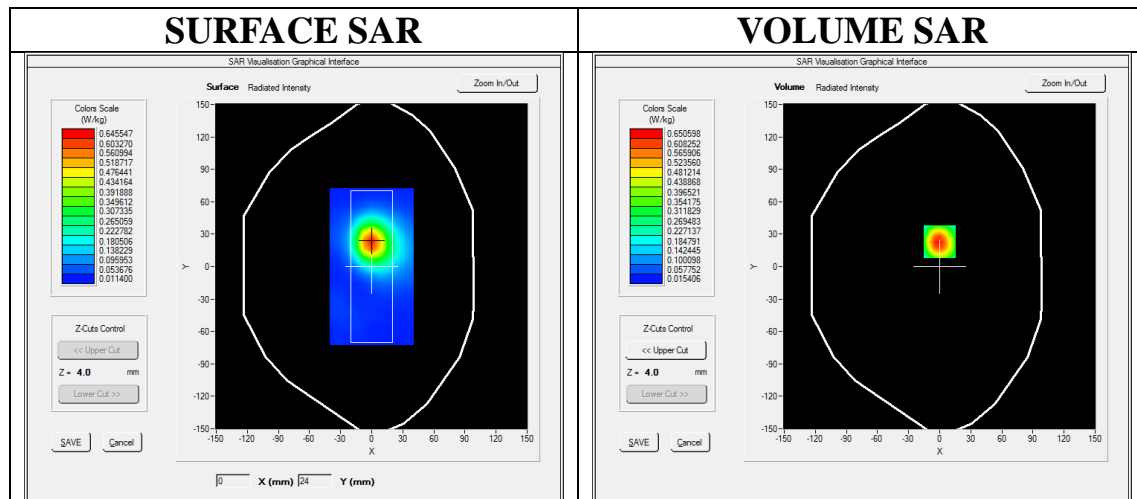
Communication System: LTE; Communication System Band: LTE Band 41; Duty Cycle:1:1.58; Conv.F=2.06  
Frequency: 2593MHz; Medium parameters used:  $f = 2600$  MHz;  $\sigma = 1.94$  mho/m;  $\epsilon_r = 39.31$ ;  $\rho = 1000$  kg/m<sup>3</sup> ;  
Phantom section: Flat Section  
Ambient temperature (°C): 21.6, Liquid temperature (°C): 21.2

**SATIMO Configuration:**

- Probe: SSE2; Calibrated: Apr. 30, 2024; Serial No.: 2023-EPGO-414
- Sensor-Surface: 4mm (Mechanical Surface Detection)
- Phantom: SAM twin phantom
- Measurement SW: OpenSAR V4\_02\_35

**Configuration/ LTE BAND 41 Mid-Edge 2 /Area Scan:** Measurement grid: dx=8mm, y=8mm  
**Configuration/ LTE BAND 41 Mid-Edge 2 /Zoom Scan:** Measurement grid: dx=5mm, dy=5mm, dz=5mm

<b>Area Scan</b>	surf_sam_plan.txt, h= 5.00 mm
<b>ZoomScan</b>	7x7x7,dx=5mm dy=5mm dz=5mm
<b>Phantom</b>	Validation plane
<b>Device Position</b>	Edge 2
<b>Band</b>	LTE BAND 41
<b>Channels</b>	Middle
<b>Signal</b>	OFDM (Crest factor: 1.58)



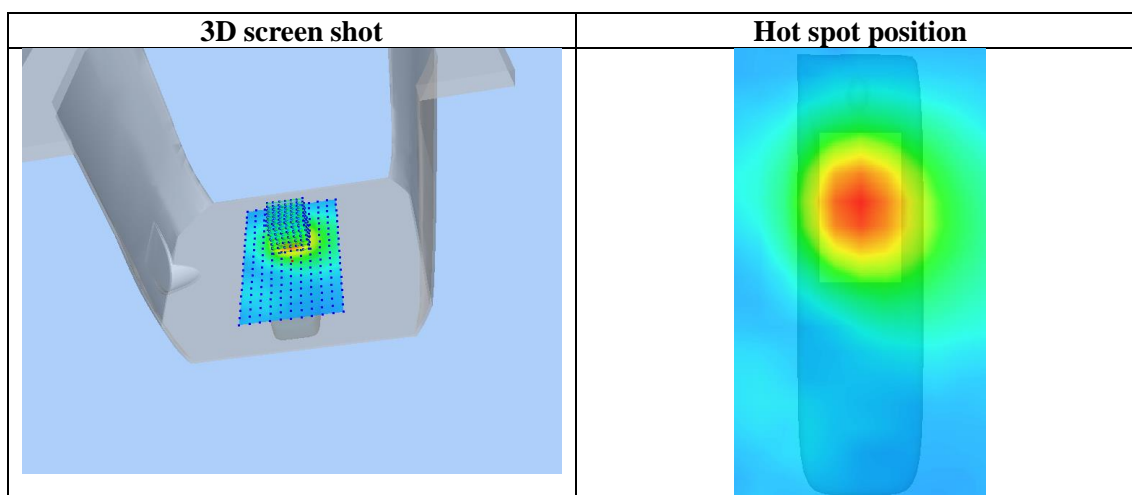
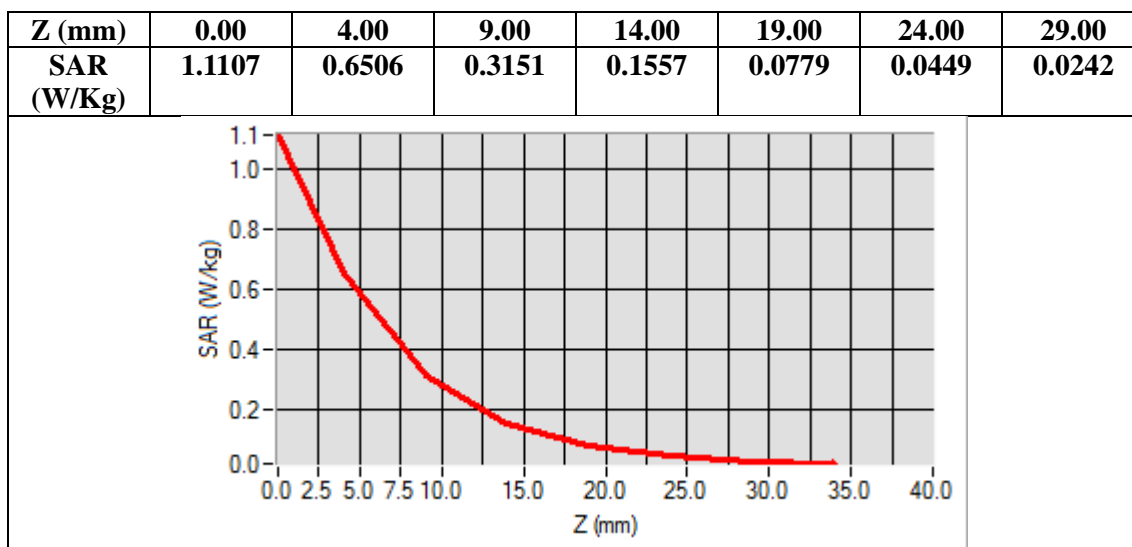
**Maximum location: X=0.00, Y=23.00**

**SAR Peak: 1.10 W/kg**

<b>SAR 10g (W/Kg)</b>	0.299477
<b>SAR 1g (W/Kg)</b>	0.608954

Any report having not been signed by authorized approver, or having been altered without authorization, or having not been stamped by the “Dedicated Testing/Inspection Stamp” is deemed to be invalid. Copying or excerpting portion of, or altering the content of the report is not permitted without the written authorization of AGC. The test results presented in the report apply only to the tested sample. Any objections to report issued by AGC should be submitted to AGC within 15days after the issuance of the test report. Further enquiry of validity or verification of the test report should be addressed to AGC by agc01@agccert.com.

Attestation of Global Compliance(Shenzhen)Co., Ltd  
Attestation of Global Compliance(Shenzhen)Std & Tech Co., Ltd  
Tel: +86-755 2523 4088 E-mail: agc@agccert.com Web: <http://www.agccert.com/>



Any report having not been signed by authorized approver, or having been altered without authorization, or having not been stamped by the “Dedicated Testing/Inspection Stamp” is deemed to be invalid. Copying or excerpting portion of, or altering the content of the report is not permitted without the written authorization of AGC. The test results presented in the report apply only to the tested sample. Any objections to report issued by AGC should be submitted to AGC within 15days after the issuance of the test report. Further enquiry of validity or verification of the test report should be addressed to AGC by agc01@agccert.com.



## WIFI MODE

2.4GHz 802.11a

Test Laboratory: AGC Lab

802.11b Mid-Edge 4

DUT: AI POS Terminal; Type: P8 Neo

Date: Sep. 28, 2024

Communication System: Wi-Fi; Communication System Band: 802.11b; Duty Cycle: 1:1; Conv.F=2.16;  
Frequency: 2437 MHz; Medium parameters used:  $f = 2450$  MHz;  $\sigma = 1.82$  mho/m;  $\epsilon_r = 38.76$ ;  $\rho = 1000$  kg/m<sup>3</sup> ;  
Phantom section: Flat Section

Ambient temperature (°C):21.2, Liquid temperature (°C): 20.8

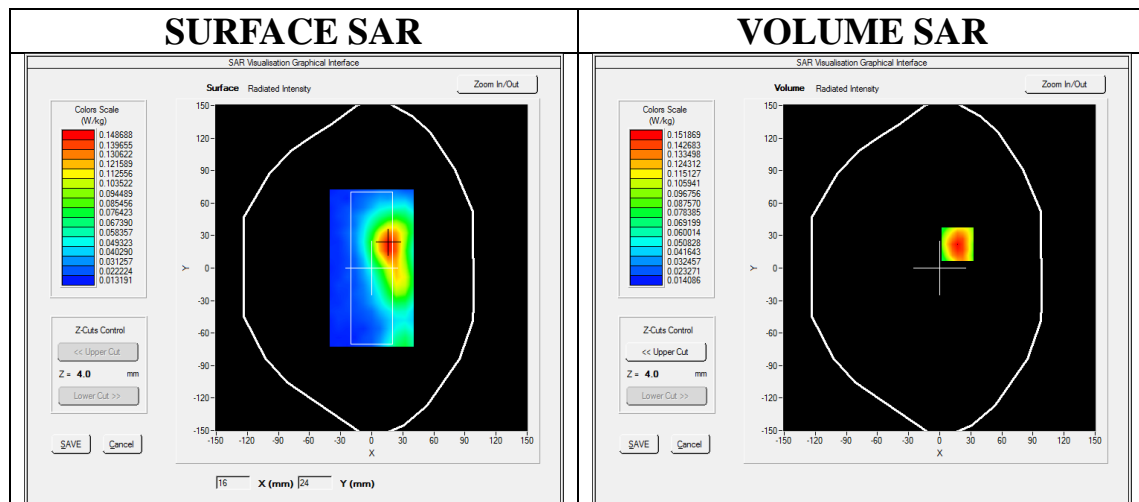
### SATIMO Configuration:

- Probe: SSE2; Calibrated: Apr. 30, 2024; Serial No.: 2023-EPGO-414
- Sensor-Surface: 4mm (Mechanical Surface Detection)
- Phantom: SAM twin phantom
- Measurement SW: OpenSAR V4\_02\_35

**Configuration/802.11b Mid- Edge 4 /Area Scan:** Measurement grid: dx=8mm, dy=8mm

**Configuration/802.11b Mid- Edge 4 /Zoom Scan:** Measurement grid: dx=5mm,dy=5mm, dz=5mm;

Area Scan	surf_sam_plan.txt, h= 5.00 mm
ZoomScan	7x7x7,dx=5mm dy=5mm dz=5mm
Phantom	Validation plane
Device Position	Edge 4
Band	2450MHz
Channels	Middle
Signal	Crest factor: 1.0



**Maximum location: X=17.00, Y=22.00**

**SAR Peak: 0.25 W/kg**

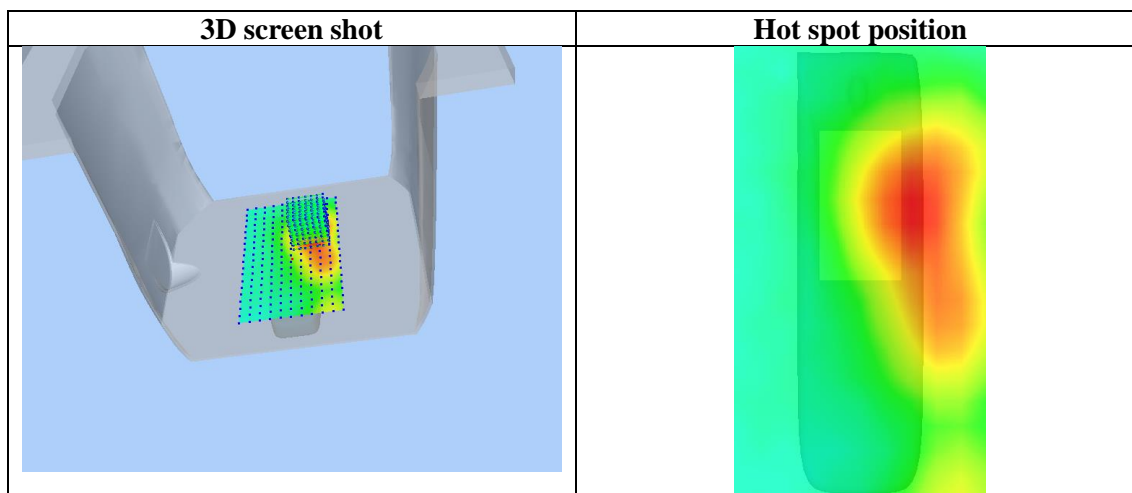
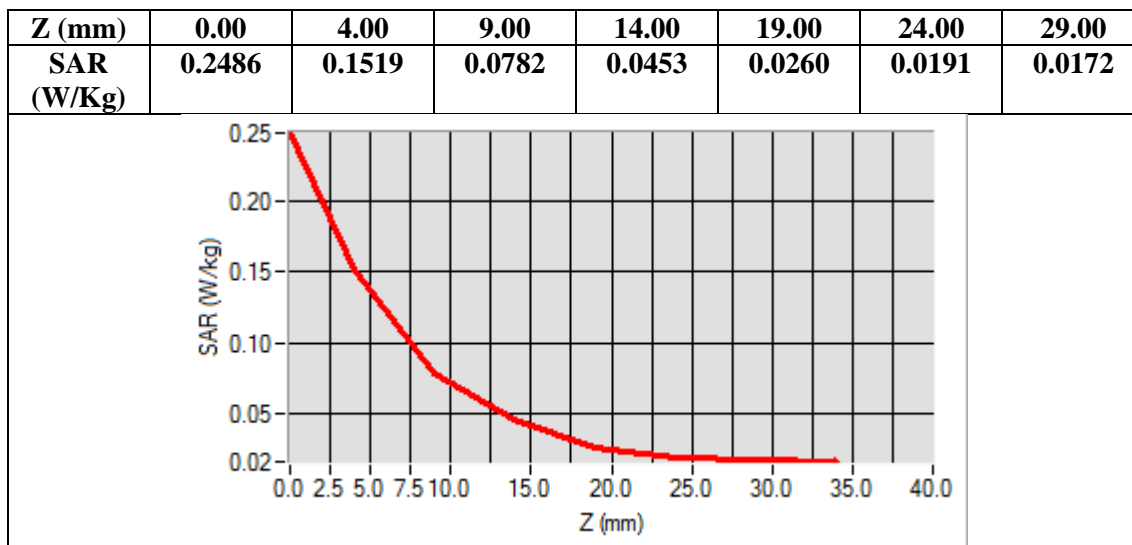
<b>SAR 10g (W/Kg)</b>	0.078955
<b>SAR 1g (W/Kg)</b>	0.143927

Any report having not been signed by authorized approver, or having been altered without authorization, or having not been stamped by the "Dedicated Testing/Inspection Stamp" is deemed to be invalid. Copying or excerpting portion of, or altering the content of the report is not permitted without the written authorization of AGC. The test results presented in the report apply only to the tested sample. Any objections to report issued by AGC should be submitted to AGC within 15days after the issuance of the test report. Further enquiry of validity or verification of the test report should be addressed to AGC by agc01@agccert.com.

Attestation of Global Compliance(Shenzhen)Co., Ltd

Attestation of Global Compliance(Shenzhen)Std & Tech Co., Ltd

Tel: +86-755 2523 4088 E-mail: agc@agccert.com Web: http://www.agccert.com/



Any report having not been signed by authorized approver, or having been altered without authorization, or having not been stamped by the "Dedicated Testing/Inspection Stamp" is deemed to be invalid. Copying or excerpting portion of, or altering the content of the report is not permitted without the written authorization of AGC. The test results presented in the report apply only to the tested sample. Any objections to report issued by AGC should be submitted to AGC within 15days after the issuance of the test report. Further enquiry of validity or verification of the test report should be addressed to AGC by agc01@agccert.com.

# 5.2GHz 802.11a

Test Laboratory: AGC Lab

802.11a CH40-Edge4

DUT: AI POS Terminal; Type: P8 Neo

Date: Oct. 20, 2024

Communication System: Wi-Fi; Communication System Band: 802.11ac VHT80; Duty Cycle: 1:1; Conv.F=2.35;  
Frequency: 5200MHz; Medium parameters used:  $f = 5200 \text{ MHz}$ ;  $\sigma = 4.52 \text{ mho/m}$ ;  $\epsilon_r = 36.28$ ;  $\rho = 1000 \text{ kg/m}^3$  ;  
Phantom section: Flat Section

Ambient temperature (°C): 21.4, Liquid temperature (°C): 21.1

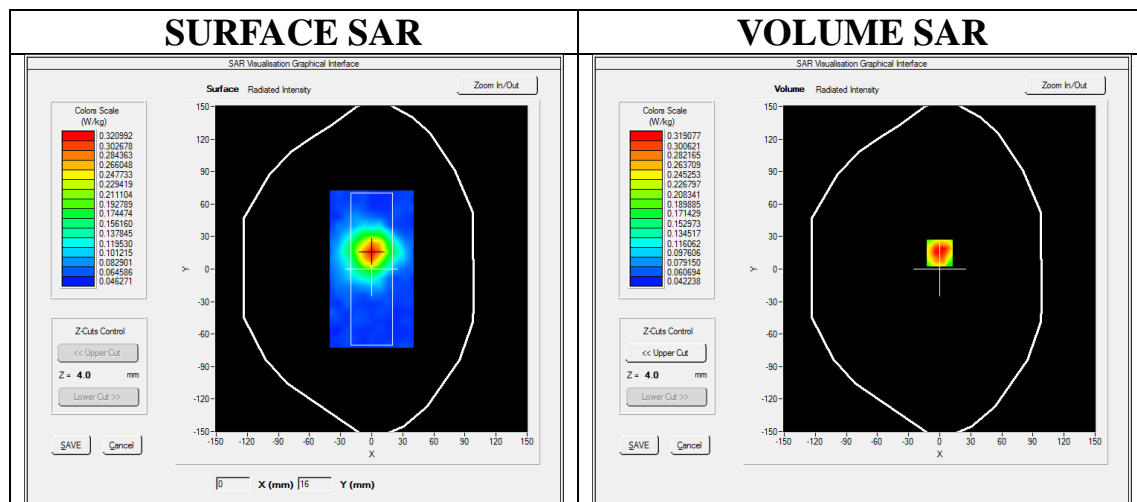
## SATIMO Configuration:

- Probe: SSE2; Calibrated: Apr. 30, 2024; Serial No.: 2023-EPGO-414
- Sensor-Surface: 4mm (Mechanical Surface Detection)
- Phantom: SAM twin phantom
- Measurement SW: OpenSAR V4\_02\_35

Configuration/802.11a CH40- Edge4 /Area Scan: Measurement grid: dx=8mm, dy=8mm

Configuration/802.11a CH40- Edge4 /Zoom Scan: Measurement grid: dx=4mm,dy=4mm, dz=2mm

Area Scan	sam_direct_droit2_surf8mm.txt
ZoomScan	7x7x12 dx=4mm dy=4mm dz=2mm
Phantom	Validation plane
Device Position	Edge4
Band	5200MHz
Channels	CH40
Signal	Crest factor: 1.0



Maximum location: X=0.00, Y=15.00

SAR Peak: 0.81 W/kg

SAR 10g (W/Kg)	0.161064
SAR 1g (W/Kg)	0.322835

Any report having not been signed by authorized approver, or having been altered without authorization, or having not been stamped by the "Dedicated Testing/Inspection Stamp" is deemed to be invalid. Copying or excerpting portion of, or altering the content of the report is not permitted without the written authorization of AGC. The test results presented in the report apply only to the tested sample. Any objections to report issued by AGC should be submitted to AGC within 15days after the issuance of the test report. Further enquiry of validity or verification of the test report should be addressed to AGC by agc01@agccert.com.

Attestation of Global Compliance(Shenzhen)Co., Ltd

Attestation of Global Compliance(Shenzhen)Std & Tech Co., Ltd

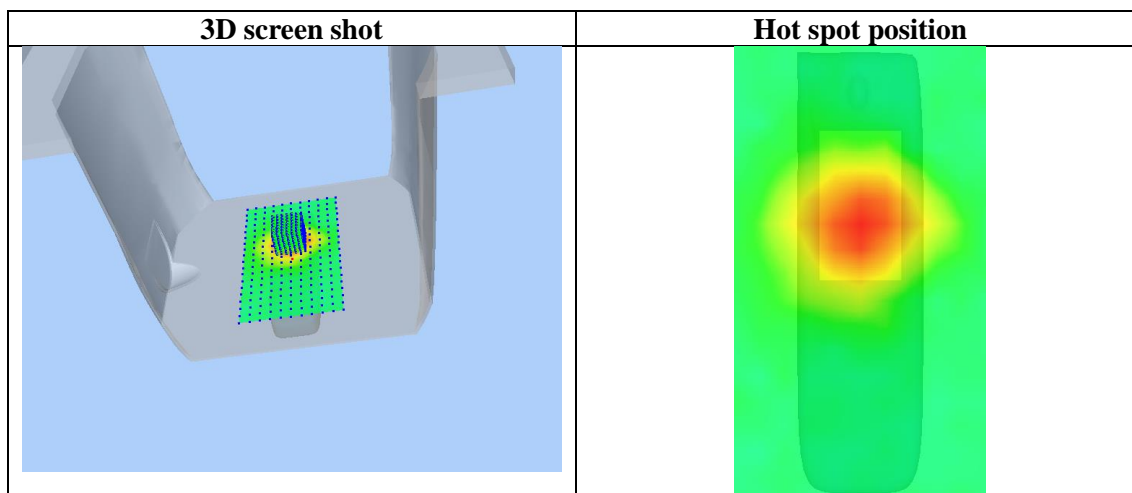
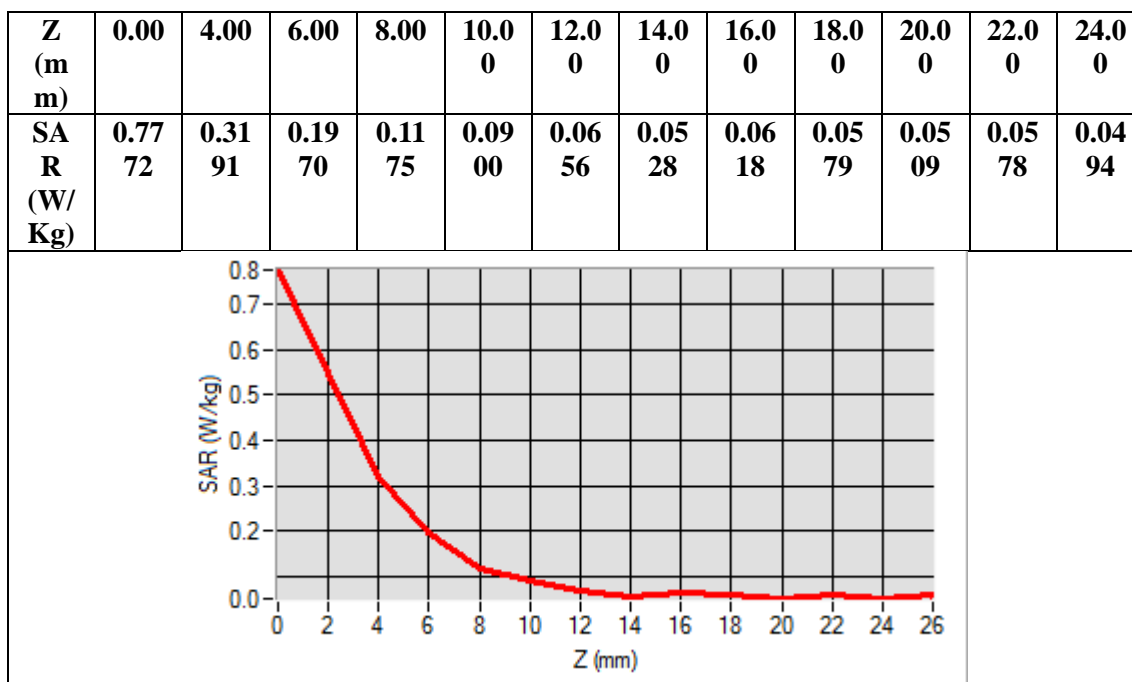
Tel: +86-755 2523 4088 E-mail: agc@agccert.com Web: http://www.agccert.com/

Any report having not been signed by authorized approver, or having been altered without authorization, or having not been stamped by the “Dedicated Testing/Inspection Stamp” is deemed to be invalid. Copying or excerpting portion of, or altering the content of the report is not permitted without the written authorization of AGC. The test results presented in the report apply only to the tested sample. Any objections to report issued by AGC should be submitted to AGC within 15days after the issuance of the test report. Further enquiry of validity or verification of the test report should be addressed to AGC by [agc01@agccert.com](mailto:agc01@agccert.com).

Attestation of Global Compliance(Shenzhen)Co., Ltd

Attestation of Global Compliance(Shenzhen)Std & Tech Co., Ltd

Tel: +86-755 2523 4088 E-mail: [agc@agccert.com](mailto:agc@agccert.com) Web: <http://www.agccert.com/>



Any report having not been signed by authorized approver, or having been altered without authorization, or having not been stamped by the “Dedicated Testing/Inspection Stamp” is deemed to be invalid. Copying or excerpting portion of, or altering the content of the report is not permitted without the written authorization of AGC. The test results presented in the report apply only to the tested sample. Any objections to report issued by AGC should be submitted to AGC within 15days after the issuance of the test report. Further enquiry of validity or verification of the test report should be addressed to AGC by agc01@agccert.com.

### 5.3GHz 802.11a

Test Laboratory: AGC Lab

802.11a CH56-Edge4

DUT: AI POS Terminal; Type: P8 Neo

Date: Oct. 21, 2024

Communication System: Wi-Fi; Communication System Band: 802.11ac VHT80; Duty Cycle: 1:1; Conv.F=1.53;  
Frequency: 5280MHz; Medium parameters used:  $f = 5300 \text{ MHz}$ ;  $\sigma = 4.74 \text{ mho/m}$ ;  $\epsilon_r = 36.37$ ;  $\rho = 1000 \text{ kg/m}^3$  ;  
Phantom section: Flat Section

Ambient temperature (°C): 21.1, Liquid temperature (°C): 20.7

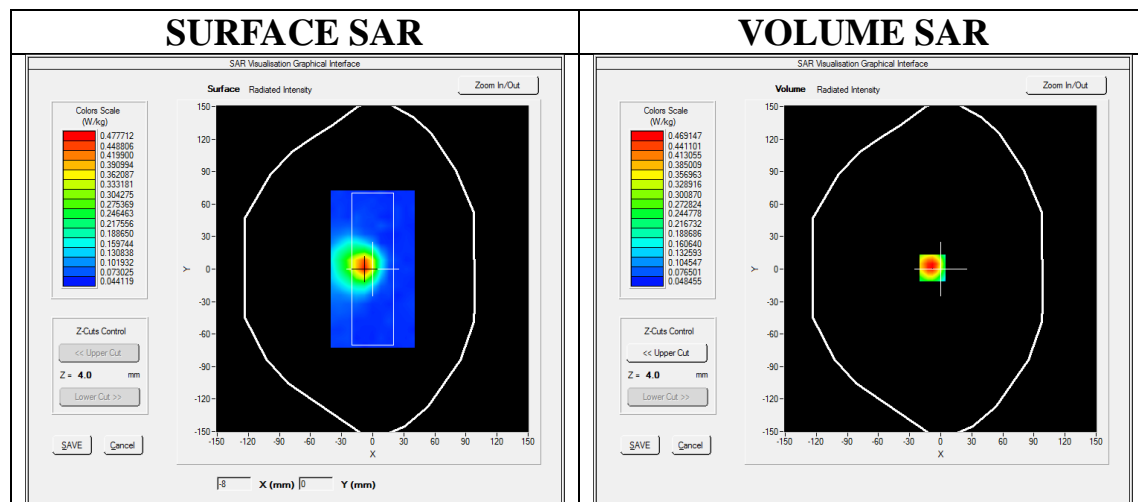
#### SATIMO Configuration:

- Probe: SSE2; Calibrated: Apr. 30, 2024; Serial No.: 2023-EPGO-414
- Sensor-Surface: 4mm (Mechanical Surface Detection)
- Phantom: SAM twin phantom
- Measurement SW: OpenSAR V4\_02\_35

Configuration/802.11a CH56- Edge4 /Area Scan: Measurement grid: dx=8mm, dy=8mm

Configuration/802.11a CH56- Edge4 /Zoom Scan: Measurement grid: dx=4mm,dy=4mm, dz=2mm

Area Scan	sam_direct_droit2_surf8mm.txt
ZoomScan	7x7x12 dx=4mm dy=4mm dz=2mm
Phantom	Validation plane
Device Position	Edge4
Band	5300MHz
Channels	CH56
Signal	Crest factor: 1.0



Maximum location: X=-8.00, Y=1.00

SAR Peak: 1.16 W/kg

SAR 10g (W/Kg)	0.214636
SAR 1g (W/Kg)	0.474076

Any report having not been signed by authorized approver, or having been altered without authorization, or having not been stamped by the "Dedicated Testing/Inspection Stamp" is deemed to be invalid. Copying or excerpting portion of, or altering the content of the report is not permitted without the written authorization of AGC. The test results presented in the report apply only to the tested sample. Any objections to report issued by AGC should be submitted to AGC within 15days after the issuance of the test report. Further enquiry of validity or verification of the test report should be addressed to AGC by agc01@agccert.com.

Attestation of Global Compliance(Shenzhen)Co., Ltd

Attestation of Global Compliance(Shenzhen)Std & Tech Co., Ltd

Tel: +86-755 2523 4088 E-mail: agc@agccert.com Web: http://www.agccert.com/

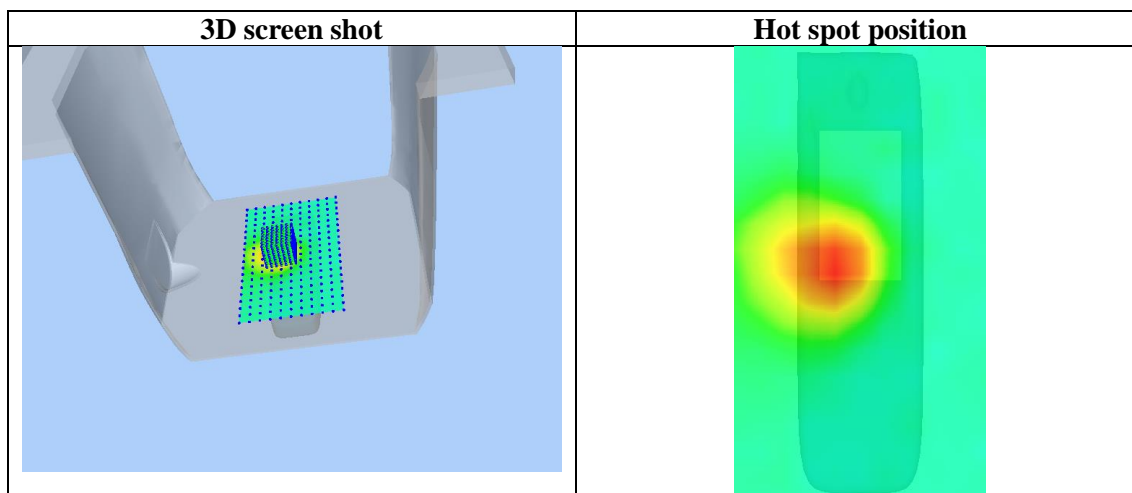
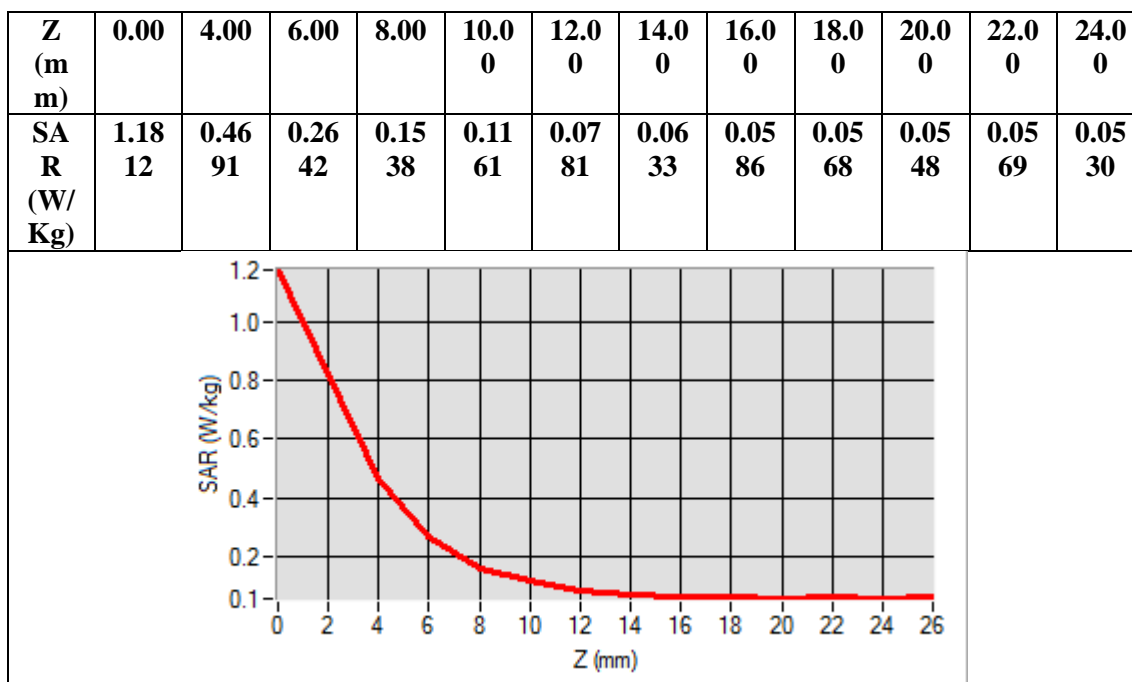
Any report having not been signed by authorized approver, or having been altered without authorization, or having not been stamped by the “Dedicated Testing/Inspection Stamp” is deemed to be invalid. Copying or excerpting portion of, or altering the content of the report is not permitted without the written authorization of AGC. The test results presented in the report apply only to the tested sample. Any objections to report issued by AGC should be submitted to AGC within 15days after the issuance of the test report. Further enquiry of validity or verification of the test report should be addressed to AGC by [agc01@agccert.com](mailto:agc01@agccert.com).

Attestation of Global Compliance(Shenzhen)Co., Ltd

Attestation of Global Compliance(Shenzhen)Std & Tech Co., Ltd

Tel: +86-755 2523 4088 E-mail: [agc@agccert.com](mailto:agc@agccert.com) Web: <http://www.agccert.com/>





Any report having not been signed by authorized approver, or having been altered without authorization, or having not been stamped by the “Dedicated Testing/Inspection Stamp” is deemed to be invalid. Copying or excerpting portion of, or altering the content of the report is not permitted without the written authorization of AGC. The test results presented in the report apply only to the tested sample. Any objections to report issued by AGC should be submitted to AGC within 15days after the issuance of the test report. Further enquiry of validity or verification of the test report should be addressed to AGC by agc01@agccert.com.

### 5.8GHz 802.11a

Test Laboratory: AGC Lab

802.11a CH157-Edge4

DUT: AI POS Terminal; Type: P8 Neo

Date: Oct. 22, 2024

Communication System: Wi-Fi; Communication System Band: 802.11n HT20; Duty Cycle: 1:1; Conv.F=1.37;  
Frequency: 5785MHz; Medium parameters used:  $f = 5800$  MHz;  $\sigma = 5.33$  mho/m;  $\epsilon_r = 35.71$ ;  $\rho = 1000$  kg/m<sup>3</sup> ;  
Phantom section: Flat Section

Ambient temperature (°C): 21.8, Liquid temperature (°C): 21.6

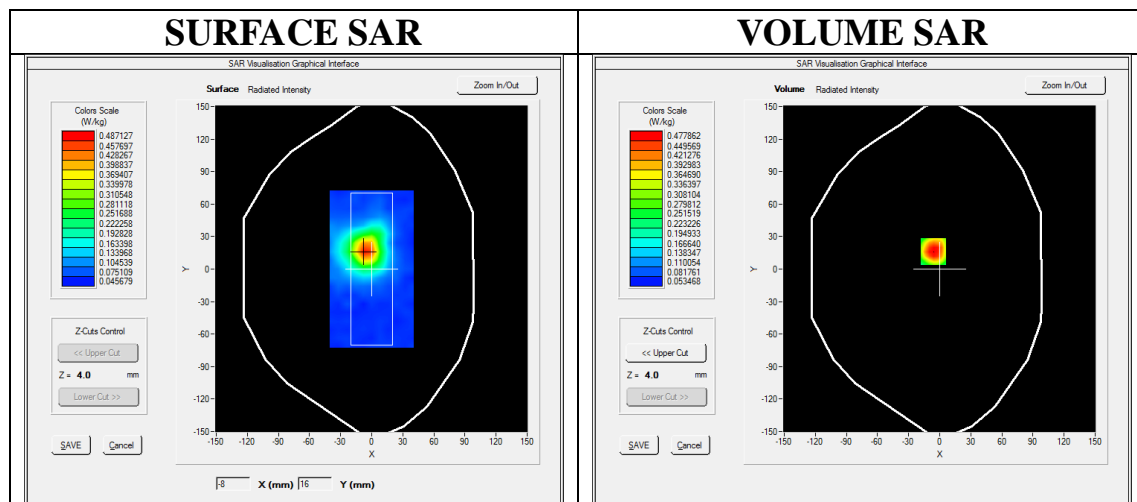
#### SATIMO Configuration:

- Probe: SSE2; Calibrated: Apr. 30, 2024; Serial No.: 2023-EPGO-414
- Sensor-Surface: 4mm (Mechanical Surface Detection)
- Phantom: SAM twin phantom
- Measurement SW: OpenSAR V4\_02\_35

**Configuration/ 802.11a CH157- Edge4 /Area Scan:** Measurement grid: dx=8mm, dy=8mm

**Configuration/ 802.11a CH157- Edge4 /Zoom Scan:** Measurement grid: dx=4mm,dy=4mm, dz=2mm

Area Scan	sam_direct_droit2_surf8mm.txt
ZoomScan	7x7x12 dx=4mm dy=4mm dz=2mm
Phantom	Validation plane
Device Position	Edge4
Band	5800MHz
Channels	CH157
Signal	Crest factor: 1.0



**Maximum location: X=-6.00, Y=16.00**

**SAR Peak: 1.28 W/kg**

<b>SAR 10g (W/Kg)</b>	0.231653
<b>SAR 1g (W/Kg)</b>	0.497114

Any report having not been signed by authorized approver, or having been altered without authorization, or having not been stamped by the "Dedicated Testing/Inspection Stamp" is deemed to be invalid. Copying or excerpting portion of, or altering the content of the report is not permitted without the written authorization of AGC. The test results presented in the report apply only to the tested sample. Any objections to report issued by AGC should be submitted to AGC within 15days after the issuance of the test report. Further enquiry of validity or verification of the test report should be addressed to AGC by agc01@agccert.com.

Attestation of Global Compliance(Shenzhen)Co., Ltd

Attestation of Global Compliance(Shenzhen)Std & Tech Co., Ltd

Tel: +86-755 2523 4088 E-mail: agc@agccert.com Web: http://www.agccert.com/