



11. MMR CIRCUIT BOARD LAYOUT PHOTOGRAPH


11.1. Print side Layout photograph




11.2. Component Side Layout Photograph



11.3. Receiver/ Transmitter area Component side layout





Notes: According to FCC 15.203 the MMR antenna does not require a unique / non standard connector because of the following reasons:

- 1) **Marketing:** The unit cannot be sold retail to the general public or by mail order. It is sold only to dealers.
- 2) **Installation:** The unit is generally hand carried or installed by professional installers that are hired by the dealer.
- 3) **Application:** The intended use of the unit is by trained personnel of public authorities like water, gas and electric companies. (The general public shall not use the unit).