


FRONT

BACK

FOLD

ijoy

WIRELESS SPEAKER BATH BOMB



USER
MANUAL

FCC ID: 2AJQ7MIST

for use with
Bluetooth
enabled devices

This device complies with part 15 of the FCC Rules. Operation is subject to the following two conditions:
(1) This device may not cause harmful interference, and
(2) this device must accept any interference received, including interference that may cause undesired operation.
Warning: Changes or modifications not expressly approved by the party responsible for compliance could void the user's authority to operate the equipment.
NOTE: This equipment has been tested and found to comply with the limits for a Class B digital device, pursuant to Part 15 of the FCC Rules. These limits are designed to provide reasonable protection against harmful interference in a residential installation. This equipment generates uses and can radiate radio frequency energy and, if not installed and used in accordance with the instructions, may cause harmful interference to radio communications. However, there is no guarantee that interference will not occur in a particular installation. If this equipment does cause harmful interference to radio or television reception, which can be determined by turning the equipment off and on, the user is encouraged to try to correct the interference by one or more of the following measures:
Reorient or relocate the receiving antenna.
Increase the separation between the equipment and receiver. Connect the equipment into an outlet on a circuit different from that to which the receiver is connected. Consult the dealer or an experienced radio/TV technician for help.
RF warning statement:
The device has been evaluated to meet general RF exposure requirement. The device can be used in portable exposure condition without restriction.

•YOUR IJOY PRODUCT

Thank you for purchasing and using the "IJOY BATH BOMB" wireless bluetooth speaker. This product can provide high quality listening and enjoyment for your mobile phone, computer and multimedia. Before using this product, carefully read this manual to correctly manipulate and play its best performance. Please ask your local dealer or call us if you have any questions.

PACKAGE CONTENTS

IJOY MIST X 1
Charging Cable X 1
User Manual X 1

•PAIRING YOUR PRODUCT

1. Place device within 30 ft of bluetooth enabled device.
2. Hold the **[P]** button to turn on the **speaker**. You will hear a "beep" sound, the LED light will flash blue to indicate it is ready to pair.
3. Follow the instructions of your device to search for the device.
4. The device is called "IJOYBATHBOMB". If a pin is required, enter "0000"
5. The LED will turn to solid blue and the device will have a different "beep" sound when pairing is complete.

•BATTERY CAUTION

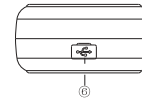
The battery used in this device may present a risk of fire, explosion or chemical burn if used incorrectly. Never use or charge the battery if it appears to be leaking, discolored, deformed, or in any way abnormal. Never disassemble the unit or attempt to remove the battery as that could cause leakage of alkaline solution or other electrolytic substance. Always confirm that the temperature is 5 degrees Celsius before you change the battery. Never expose the battery to any liquid. Never expose the battery to excessive heat such as direct sunlight or fire. Never use the battery pack in an unventilated vehicle where excessive internal temperatures may be encountered. Always keep the battery out of reach of infants and small children.

•BATTERY DISPOSAL

Please do not attempt to change the battery yourself. If the battery has died and you do not want us to replace your battery, you should follow the disposal instructions listed here. Never dispose of used batteries/electronics with ordinary solid wastes. Always dispose of used batteries/electronics in accordance with the prevailing community regulations that apply to the disposal of batteries/electronics. If there are no local regulations concerning battery/electronics disposal, please dispose of the device in a waste bin for electronic devices. Many electronics retailers now recycle batteries and other electronic components at no charge.

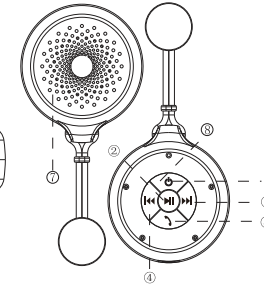
•DEVICE FUNCTIONS

1. Switch the speaker on/off.
2. Play/stop
3. Next Track/Volume up.
4. Previous Track/Volume down.
5. Answer/End calls. Double click—last number dialing.
6. Power socket (microUSB).
7. Microphone.
8. Indication LED.



Specifications

Main Device Parameters
Output Power: 3W*1
Frequency Response: 180Hz-16kHz
RMS: (THD=10%)
Driver: 45MM*1
Power Supply: USB, DC 5V 500mA
Distortion: <0.5%
S/N: >65dB
Battery Capacity: 300mAh
Battery Play Time: 1.5—2.5 hours
Battery Charging Time: 2.5—3 hours



•INSTRUCTIONS

Powering ON/OFF

- To turn the speaker ON, press the **[P]** button for 6-10 seconds.
- To turn the speaker OFF, long press the **[P]** button for 6-10 seconds.

Answering/Ending Phone Calls

- To answer an incoming phone call quick press the **[P]** button.
- To end a phone call, quick press the **[P]** button, again.

Adjusting Volume

- Long press the **[M]** button to increase volume. A tone will be heard if you attempt to increase the volume past maximum level.
- Long press the **[M]** button to decrease volume.

Playing/Pausing Media

- To pause media playback, press the **[M]** button.
- To resume media playback, press the **[M]** button, again.

Playing Media

To enjoy music on your device, make sure you are paired to a Bluetooth-enabled device. Once paired, you can control media playback and volume adjustment with the controls on your paired device or with the speaker.

Skipping Tracks

- To skip to the next track, quick press the **[M]** button.
- To skip to the previous track, quick press the **[M]** button.

•OTHER IMPORTANT SAFETY INFORMATION

To avoid danger of suffocation, keep plastic bag away from babies and children. Do not use this bag in cribs, beds, carriages or playpens. This bag is not a toy. Disposal of old electrical & electronic equipment (Applicable in the European Union and other European Countries with separate collection systems.) The trash can symbol (seen on bottom right) on the product or on its packaging indicates that this product shall not be treated as household waste. Instead it shall be handed over to the applicable collection point for recycling of electronic equipment. By ensuring this product is disposed of correctly, you will help prevent potential negative consequences for the environment and human health, which could otherwise be caused by inappropriate waste handling. For more detailed information about this product, please contact your local household waste disposal service or the shop where you purchased this item.



•LIMITED LIFETIME WARRANTY

Our product is warranted for a limited lifetime warranty from the date of purchase. The warranty is provided on all material defects and workmanship. Guarantee of 24 months does not apply to decrease in the accumulators effective capacity caused by its use or age. Effective capacity gradually decreases depending on the method of use of the accumulator. **WE RESERVE THE RIGHT TO CHANGE TECHNICAL SPECIFICATIONS.** For more information please visit, www.gojoy.com

Tip: Must choose the formal manufacturer certified charger, output voltage of 5v. If the product is not in use for a long time, please charge it.

Distributed by Quest USA Corp.
495 Flatbush Ave Brooklyn, NY 11225

© GOJOY & IJOY are registered trademarks of Quest USA Corp. All other trademarks and trade names are property of their respective owners. Designed by GOJOY & IJOY in New York. All rights reserved Quest USA Corp. One (1) year limited warranty. To activate your product warranty go to our website www.gojoy.com & register this product.

Made in China.

The Bluetooth® word mark and logos are registered trademarks owned by Bluetooth SIG, Inc. and any use of such marks by QUEST USA CORP. is under license. Other trademarks and trade names are those of their respective owners.

ATTENTION VENDOR: PLEASE FOLD ON GREEN LINES AND PRINT DOUBLE SIDED
DO NOT PRINT GREEN LINES WITH MANUAL

FCC Warning

This device complies with part 15 of the FCC Rules. Operation is subject to the following two conditions:
(1) This device may not cause harmful interference, and (2) this device must accept any interference received, including interference that may cause undesired operation.

Any Changes or modifications not expressly approved by the party responsible for compliance could void the user's authority to operate the equipment.

Note: This equipment has been tested and found to comply with the limits for a Class B digital device, pursuant to part 15 of the FCC Rules. These limits are designed to provide reasonable protection against harmful interference in a residential installation. This equipment generates uses and can radiate radio frequency energy and, if not installed and used in accordance with the instructions, may cause harmful interference to radio communications. However, there is no guarantee that interference will not occur in a particular installation. If this equipment does cause harmful interference to radio or television reception, which can be determined by turning the equipment off and on, the user is encouraged to try to correct the interference by one or more of the following measures:

- Reorient or relocate the receiving antenna.
- Increase the separation between the equipment and receiver.
- Connect the equipment into an outlet on a circuit different from that to which the receiver is connected.
- Consult the dealer or an experienced radio/TV technician for help.

This equipment complies with FCC radiation exposure limits set forth for an uncontrolled environment. This equipment should be installed and operated with minimum distance 20cm between the radiator & your body.