Modulation	VHT40	Test Freq. (MHz)	5710
Polarization	Vertical		

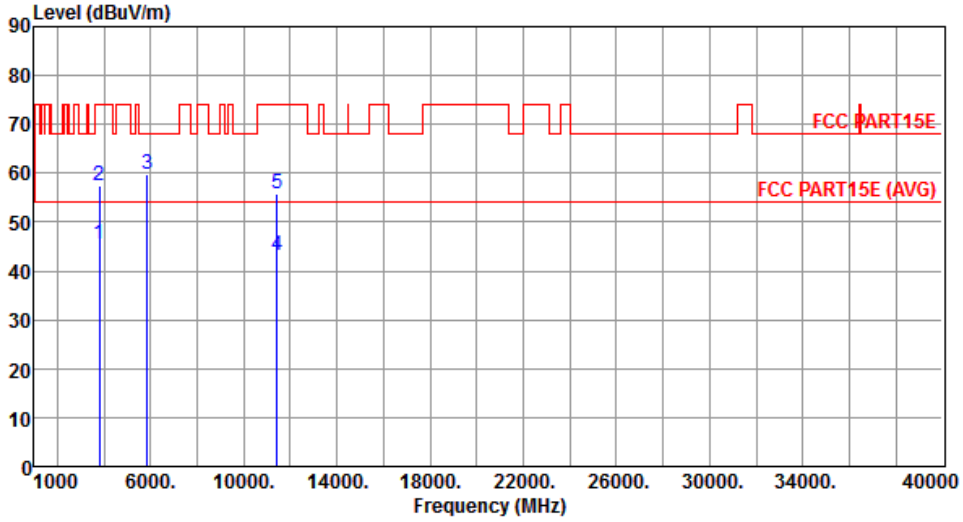

	Freq. MHz	Emission level dBuV/m	Limit dBuV/m	Margin dB	SA reading dBuV	Factor dB	Remark	ANT High cm	Turn Table deg
1	3806.66	45.50	54.00	-8.50	43.62	1.88	Average	197	100
2	3806.66	57.38	74.00	-16.62	55.50	1.88	Peak	197	100
3	5850.00	59.81	68.20	-8.39	53.82	5.99	Peak	181	111
4	11420.00	43.29	54.00	-10.71	28.62	14.67	Average	151	295
5	11420.00	55.89	74.00	-18.11	41.22	14.67	Peak	151	295

Note 1: Emission Level (dBuV/m) = SA Reading (dBuV/m) + Factor* (dB)
*Factor includes antenna factor , cable loss and amplifier gain
Note 2: Margin (dB) = Emission level (dBuV/m) – Limit (dBuV/m).

Modulation	VHT40	Test Freq. (MHz)	5755
Polarization	Horizontal		

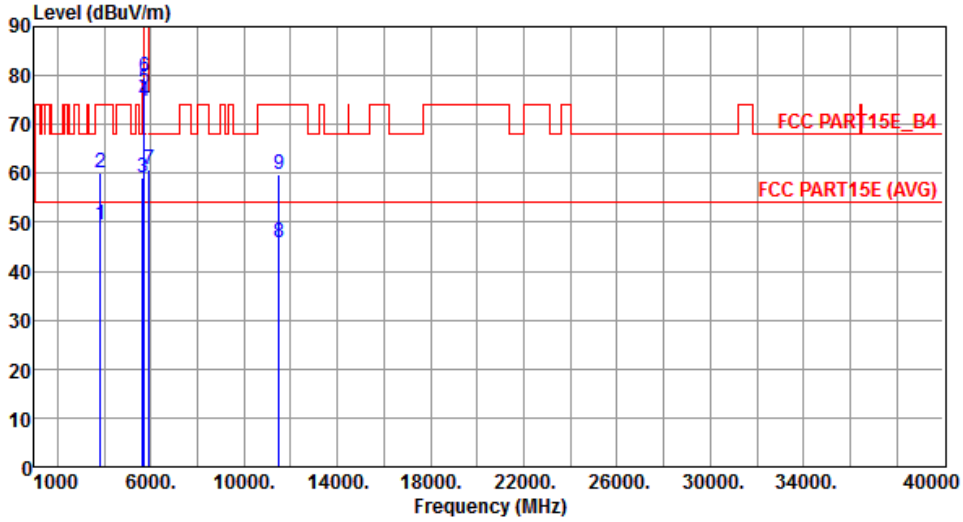

	Freq. MHz	Emission level dBuV/m	Limit dBuV/m	Margin dB	SA reading dBuV	Factor dB	Remark	ANT High cm	Turn Table deg
1	3836.66	49.41	54.00	-4.59	47.43	1.98	Average	184	169
2	3836.66	60.26	74.00	-13.74	58.28	1.98	Peak	184	169
3	5650.00	59.24	68.20	-8.96	53.55	5.69	Peak	153	350
4	5700.00	74.75	105.20	-30.45	68.98	5.77	Peak	153	350
5	5720.00	77.35	110.80	-33.45	71.56	5.79	Peak	153	350
6	5725.00	79.67	122.20	-42.53	73.86	5.81	Peak	153	350
7	5925.00	60.68	68.20	-7.52	54.59	6.09	Peak	153	350
8	11510.00	45.85	54.00	-8.15	31.13	14.72	Average	188	342
9	11510.00	59.83	74.00	-14.17	45.11	14.72	Peak	188	342

Note 1: Emission Level (dBuV/m) = SA Reading (dBuV/m) + Factor* (dB)
*Factor includes antenna factor , cable loss and amplifier gain
Note 2: Margin (dB) = Emission level (dBuV/m) – Limit (dBuV/m).

Modulation	VHT40	Test Freq. (MHz)	5755
Polarization	Vertical		

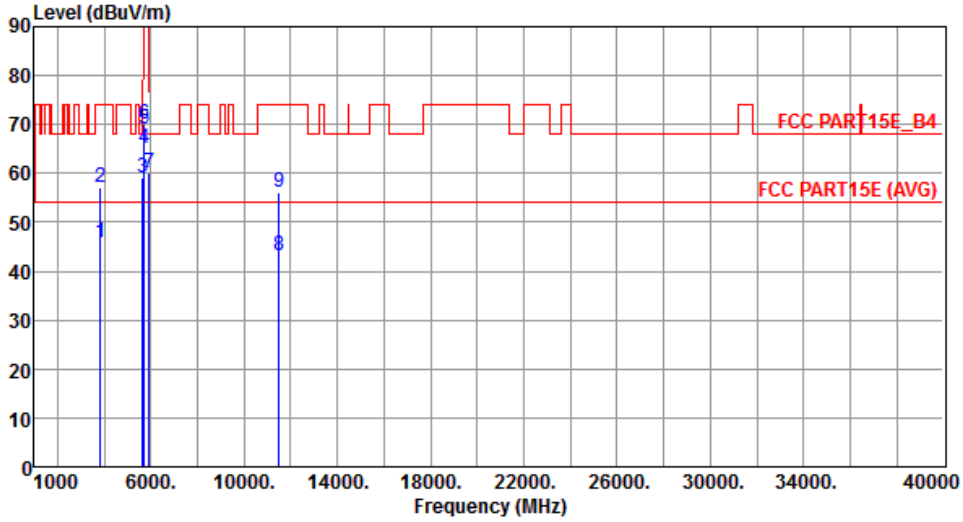

	Freq. MHz	Emission level dBuV/m	Limit dBuV/m	Margin dB	SA reading dBuV	Factor dB	Remark	ANT High cm	Turn Table deg
1	3836.66	45.79	54.00	-8.21	43.81	1.98	Average	201	107
2	3836.66	57.09	74.00	-16.91	55.11	1.98	Peak	201	107
3	5650.00	59.15	68.20	-9.05	53.46	5.69	Peak	154	124
4	5700.00	65.09	105.20	-40.11	59.32	5.77	Peak	154	124
5	5720.00	69.09	110.80	-41.71	63.30	5.79	Peak	154	124
6	5725.00	69.94	122.20	-52.26	64.13	5.81	Peak	154	124
7	5925.00	59.96	68.20	-8.24	53.87	6.09	Peak	154	124
8	11510.00	43.07	54.00	-10.93	28.35	14.72	Average	177	162
9	11510.00	55.97	74.00	-18.03	41.25	14.72	Peak	177	162

Note 1: Emission Level (dBuV/m) = SA Reading (dBuV/m) + Factor* (dB)
*Factor includes antenna factor , cable loss and amplifier gain
Note 2: Margin (dB) = Emission level (dBuV/m) – Limit (dBuV/m).

Modulation	VHT40	Test Freq. (MHz)	5795
Polarization	Horizontal		

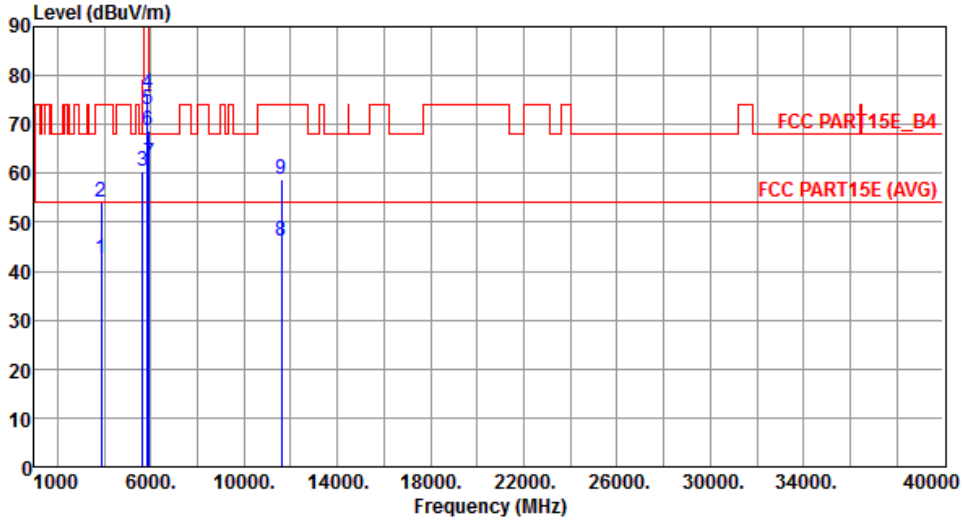

	Freq. MHz	Emission level dBuV/m	Limit dBuV/m	Margin dB	SA reading dBuV	Factor dB	Remark	ANT High cm	Turn Table deg
1	3863.33	42.60	54.00	-11.40	40.53	2.07	Average	177	344
2	3863.33	54.08	74.00	-19.92	52.01	2.07	Peak	177	344
3	5650.00	60.52	68.20	-7.68	54.83	5.69	Peak	153	350
4	5850.00	76.23	122.20	-45.97	70.24	5.99	Peak	153	350
5	5855.00	73.11	110.80	-37.69	67.11	6.00	Peak	153	350
6	5875.00	68.68	105.20	-36.52	62.66	6.02	Peak	153	350
7	5925.00	61.98	68.20	-6.22	55.89	6.09	Peak	153	350
8	11590.00	46.09	54.00	-7.91	31.53	14.56	Average	155	341
9	11590.00	58.81	74.00	-15.19	44.25	14.56	Peak	155	341

Note 1: Emission Level (dBuV/m) = SA Reading (dBuV/m) + Factor* (dB)
*Factor includes antenna factor , cable loss and amplifier gain
Note 2: Margin (dB) = Emission level (dBuV/m) – Limit (dBuV/m).

Modulation	VHT40	Test Freq. (MHz)	5795
Polarization	Vertical		

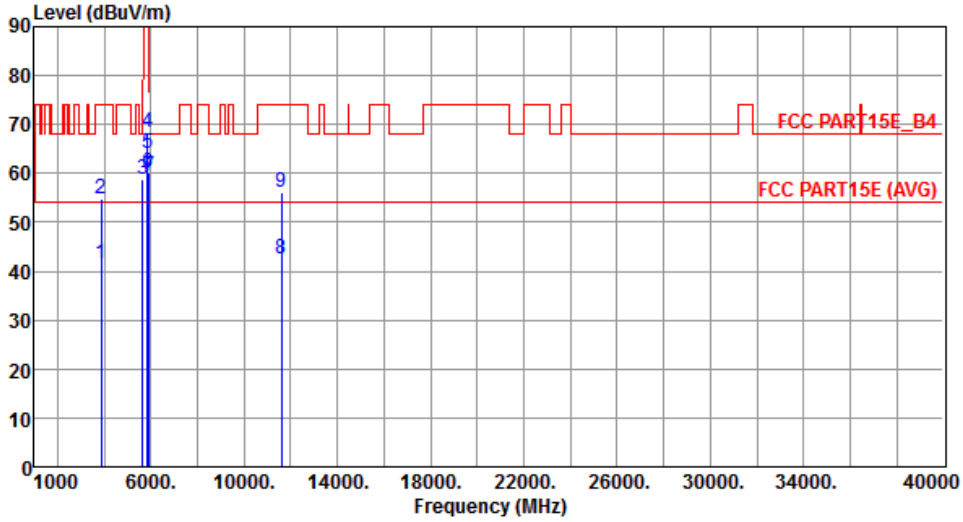

	Freq. MHz	Emission level dBuV/m	Limit dBuV/m	Margin dB	SA reading dBuV	Factor dB	Remark	ANT High cm	Turn Table deg
1	3863.33	41.60	54.00	-12.40	39.53	2.07	Average	177	168
2	3863.33	54.67	74.00	-19.33	52.60	2.07	Peak	177	168
3	5650.00	58.90	68.20	-9.30	53.21	5.69	Peak	154	123
4	5850.00	68.30	122.20	-53.90	62.31	5.99	Peak	154	123
5	5855.00	64.21	110.80	-46.59	58.21	6.00	Peak	154	123
6	5875.00	60.17	105.20	-45.03	54.15	6.02	Peak	154	123
7	5925.00	59.41	68.20	-8.79	53.32	6.09	Peak	154	123
8	11590.00	42.61	54.00	-11.39	28.05	14.56	Average	148	18
9	11590.00	56.21	74.00	-17.79	41.65	14.56	Peak	148	18

Note 1: Emission Level (dBuV/m) = SA Reading (dBuV/m) + Factor* (dB)
*Factor includes antenna factor , cable loss and amplifier gain
Note 2: Margin (dB) = Emission level (dBuV/m) – Limit (dBuV/m).

3.5.13 Transmitter Radiated Unwanted Emissions (Above 1GHz) for VHT80

Modulation	VHT80	**Test Freq. (MHz)**	5210
Polarization	Horizontal		

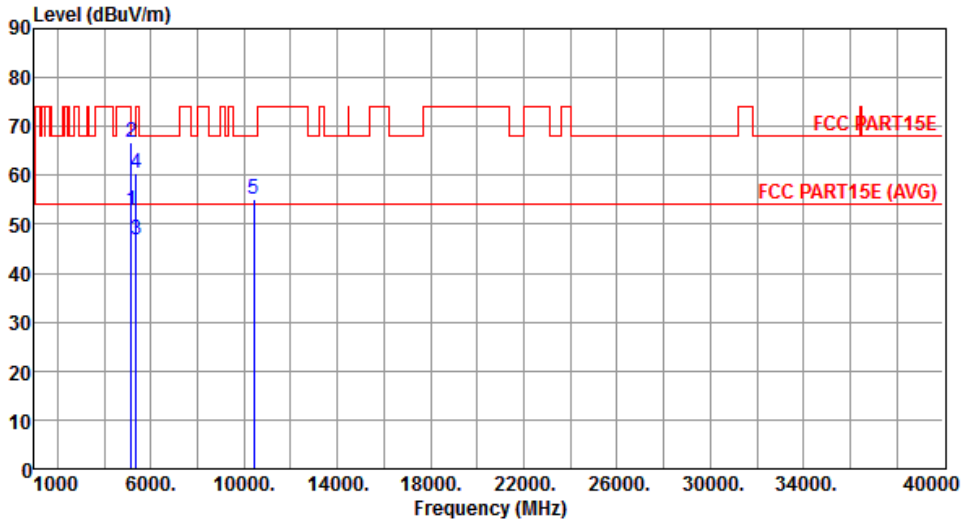

	Freq. MHz	Emission level dBuV/m	Limit dBuV/m	Margin dB	SA reading dBuV	Factor dB	Remark	ANT High cm	Turn Table deg
1	5150.00	52.82	54.00	-1.18	47.80	5.02	Average	143	342
2	5150.00	66.87	74.00	-7.13	61.85	5.02	Peak	143	342
3	5350.00	46.85	54.00	-7.15	41.54	5.31	Average	143	342
4	5350.00	60.41	74.00	-13.59	55.10	5.31	Peak	143	342
5	10420.00	55.15	68.20	-13.05	41.37	13.78	Peak	176	46

Note 1: Emission Level (dBuV/m) = SA Reading (dBuV/m) + Factor* (dB)
*Factor includes antenna factor , cable loss and amplifier gain
Note 2: Margin (dB) = Emission level (dBuV/m) – Limit (dBuV/m).

Modulation	VHT80	Test Freq. (MHz)	5210
Polarization	Vertical		

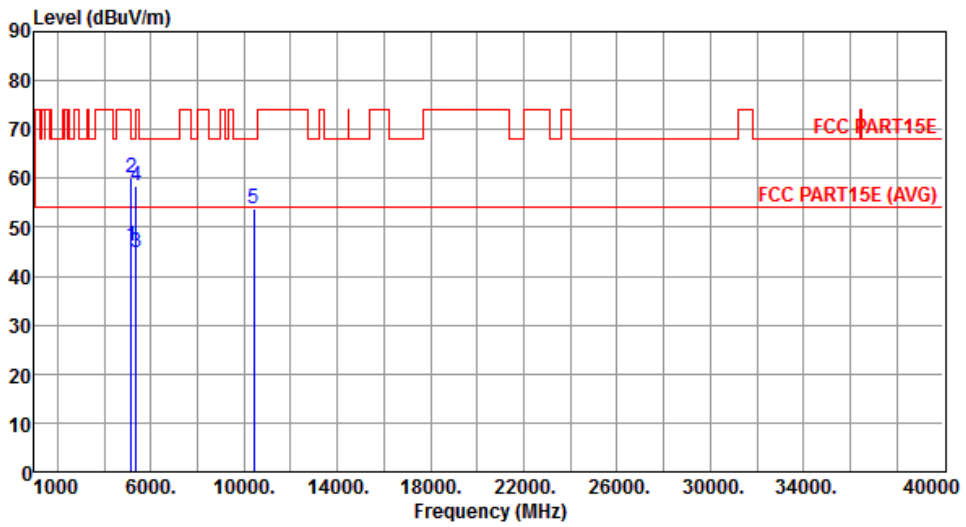

	Freq. MHz	Emission level dBuV/m	Limit dBuV/m	Margin dB	SA reading dBuV	Factor dB	Remark	ANT High cm	Turn Table deg
1	5150.00	46.04	54.00	-7.96	41.02	5.02	Average	144	117
2	5150.00	60.01	74.00	-13.99	54.99	5.02	Peak	144	117
3	5350.00	44.87	54.00	-9.13	39.56	5.31	Average	144	117
4	5350.00	58.35	74.00	-15.65	53.04	5.31	Peak	144	117
5	10420.00	53.84	68.20	-14.36	40.06	13.78	Peak	135	314

Note 1: Emission Level (dBuV/m) = SA Reading (dBuV/m) + Factor* (dB)
*Factor includes antenna factor , cable loss and amplifier gain
Note 2: Margin (dB) = Emission level (dBuV/m) – Limit (dBuV/m).

Modulation	VHT80	Test Freq. (MHz)	5290
Polarization	Horizontal		

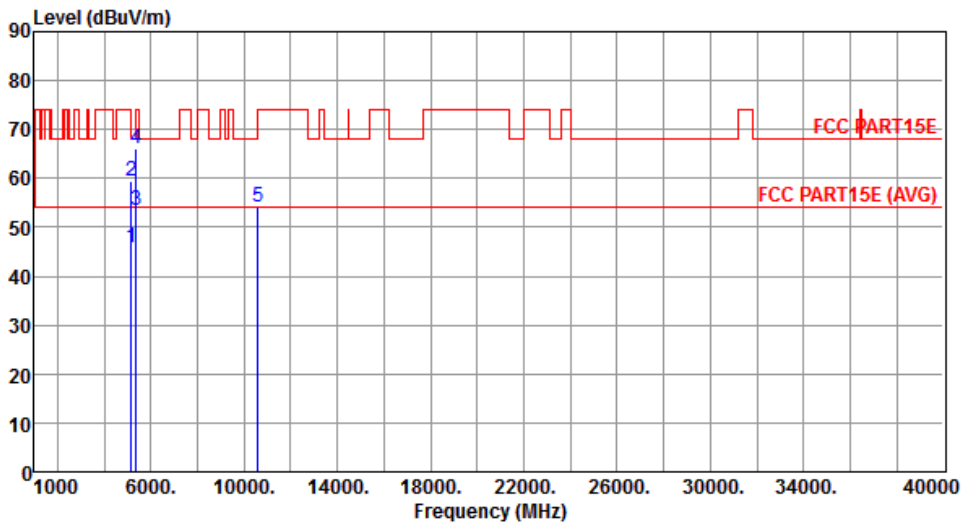

	Freq. MHz	Emission level dBuV/m	Limit dBuV/m	Margin dB	SA reading dBuV	Factor dB	Remark	ANT High cm	Turn Table deg
1	5150.00	45.91	54.00	-8.09	40.89	5.02	Average	147	346
2	5150.00	59.48	74.00	-14.52	54.46	5.02	Peak	147	346
3	5350.00	53.43	54.00	-0.57	48.12	5.31	Average	147	346
4	5350.00	66.03	74.00	-7.97	60.72	5.31	Peak	147	346
5	10580.00	54.25	68.20	-13.95	40.35	13.90	Peak	185	52

Note 1: Emission Level (dBuV/m) = SA Reading (dBuV/m) + Factor* (dB)
*Factor includes antenna factor , cable loss and amplifier gain
Note 2: Margin (dB) = Emission level (dBuV/m) – Limit (dBuV/m).

Modulation	VHT80	Test Freq. (MHz)	5290
Polarization	Vertical		

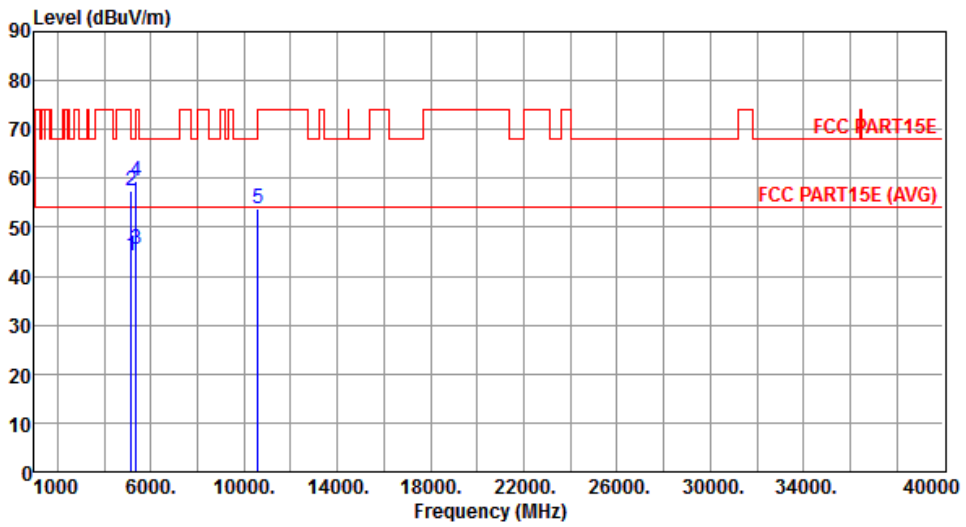

	Freq. MHz	Emission level dBuV/m	Limit dBuV/m	Margin dB	SA reading dBuV	Factor dB	Remark	ANT High cm	Turn Table deg
1	5150.00	44.14	54.00	-9.86	39.12	5.02	Average	165	113
2	5150.00	57.44	74.00	-16.56	52.42	5.02	Peak	165	113
3	5350.00	45.54	54.00	-8.46	40.23	5.31	Average	165	113
4	5350.00	59.50	74.00	-14.50	54.19	5.31	Peak	165	113
5	10580.00	53.66	68.20	-14.54	39.76	13.90	Peak	161	302

Note 1: Emission Level (dBuV/m) = SA Reading (dBuV/m) + Factor* (dB)
*Factor includes antenna factor , cable loss and amplifier gain
Note 2: Margin (dB) = Emission level (dBuV/m) – Limit (dBuV/m).

Modulation	VHT80	Test Freq. (MHz)	5530
Polarization	Horizontal		

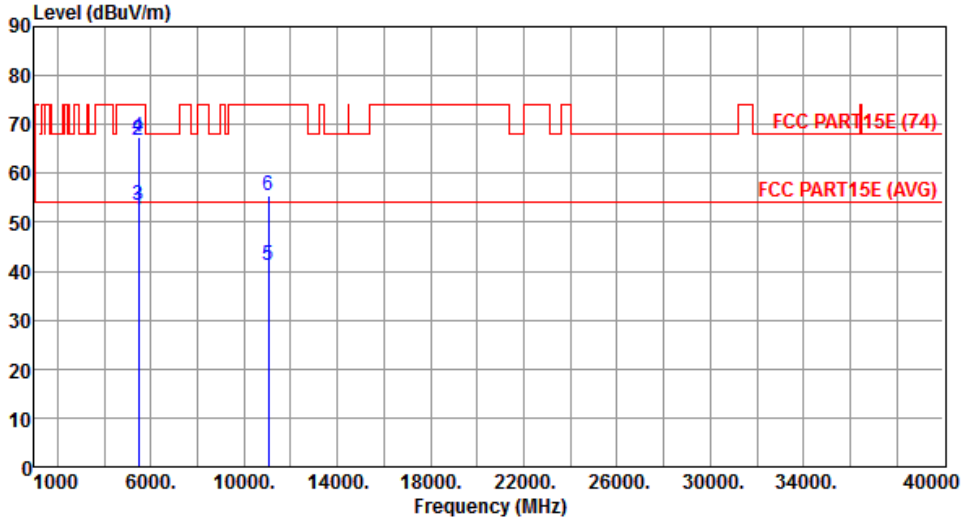

	Freq. MHz	Emission level dBuV/m	Limit dBuV/m	Margin dB	SA reading dBuV	Factor dB	Remark	ANT High cm	Turn Table deg
1	5460.00	52.41	54.00	-1.59	46.95	5.46	Average	133	340
2	5460.00	66.66	74.00	-7.34	61.20	5.46	Peak	133	340
3	5470.00	53.37	54.00	-0.63	47.90	5.47	Average	133	340
4	5470.00	67.46	74.00	-6.54	61.99	5.47	Peak	133	340
5	11060.00	41.08	54.00	-12.92	26.73	14.35	Average	218	50
6	11060.00	55.58	74.00	-18.42	41.23	14.35	Peak	218	50

Note 1: Emission Level (dBuV/m) = SA Reading (dBuV/m) + Factor* (dB)
*Factor includes antenna factor , cable loss and amplifier gain
Note 2: Margin (dB) = Emission level (dBuV/m) – Limit (dBuV/m).

Modulation	VHT80	Test Freq. (MHz)	5530
Polarization	Vertical		

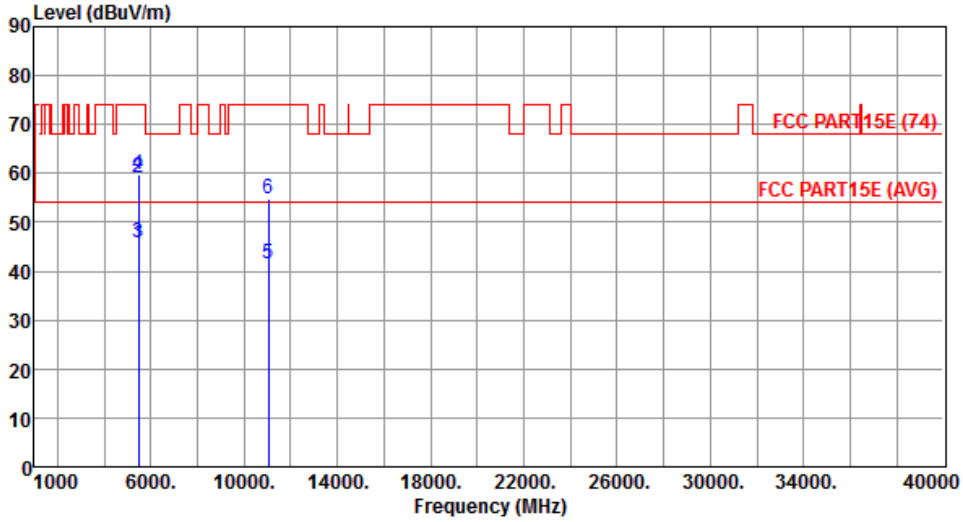

	Freq. MHz	Emission level dBuV/m	Limit dBuV/m	Margin dB	SA reading dBuV	Factor dB	Remark	ANT High cm	Turn Table deg
1	5460.00	45.59	54.00	-8.41	40.13	5.46	Average	172	118
2	5460.00	59.21	74.00	-14.79	53.75	5.46	Peak	172	118
3	5470.00	45.92	54.00	-8.08	40.45	5.47	Average	172	118
4	5470.00	59.66	74.00	-14.34	54.19	5.47	Peak	172	118
5	11060.00	41.40	54.00	-12.60	27.05	14.35	Average	100	308
6	11060.00	54.66	74.00	-19.34	40.31	14.35	Peak	100	308

Note 1: Emission Level (dBuV/m) = SA Reading (dBuV/m) + Factor* (dB)
*Factor includes antenna factor , cable loss and amplifier gain
Note 2: Margin (dB) = Emission level (dBuV/m) – Limit (dBuV/m).

Modulation	VHT80	Test Freq. (MHz)	5610
Polarization	Horizontal		

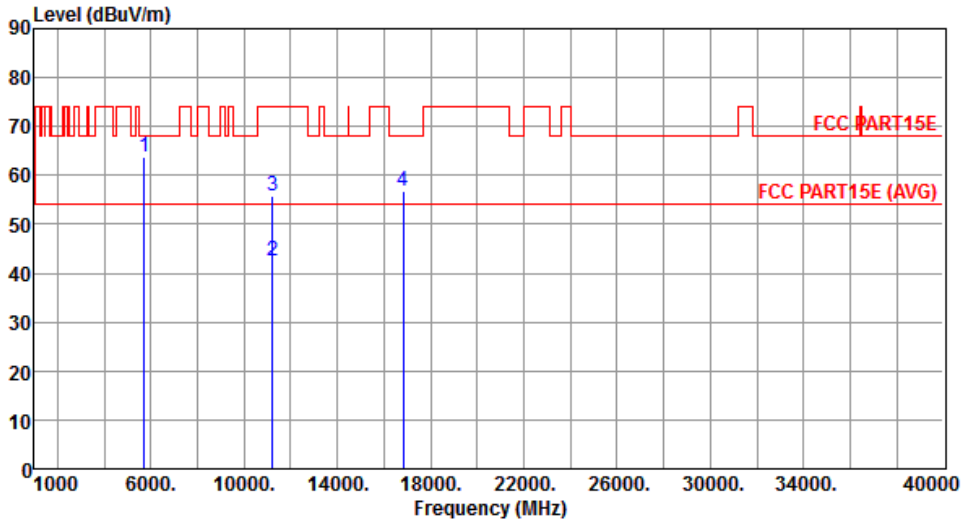

	Freq. MHz	Emission level dBuV/m	Limit dBuV/m	Margin dB	SA reading dBuV	Factor dB	Remark	ANT High cm	Turn Table deg
1	5725.00	63.75	68.20	-4.45	57.94	5.81	Peak	139	345
2	11220.00	42.55	54.00	-11.45	28.06	14.49	Average	147	342
3	11220.00	55.74	74.00	-18.26	41.25	14.49	Peak	147	342
4	16830.00	56.63	68.20	-11.57	40.61	16.02	Peak	100	348

Note 1: Emission Level (dBuV/m) = SA Reading (dBuV/m) + Factor* (dB)
*Factor includes antenna factor , cable loss and amplifier gain
Note 2: Margin (dB) = Emission level (dBuV/m) – Limit (dBuV/m).

Modulation	VHT80	Test Freq. (MHz)	5610
Polarization	Vertical		

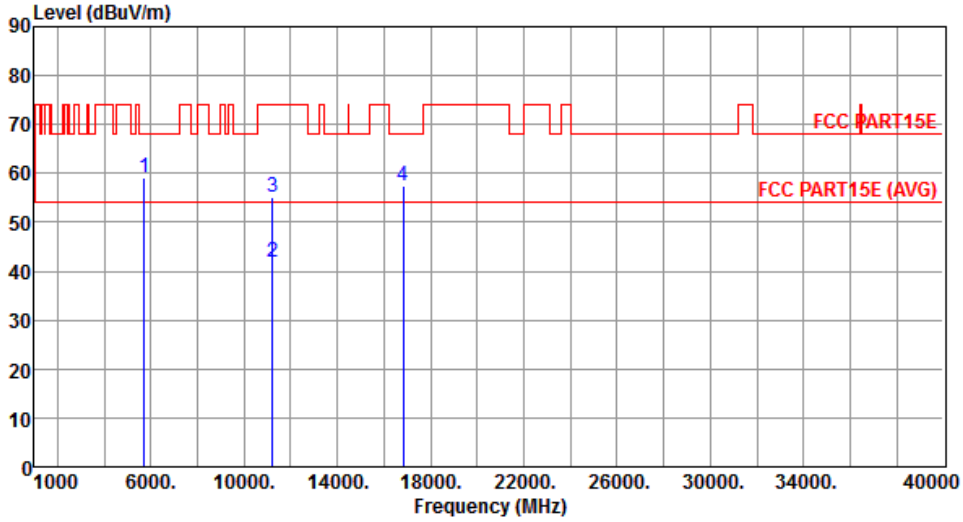

	Freq. MHz	Emission level dBuV/m	Limit dBuV/m	Margin dB	SA reading dBuV	Factor dB	Remark	ANT High cm	Turn Table deg
1	5725.00	59.15	68.20	-9.05	53.34	5.81	Peak	165	136
2	11220.00	41.88	54.00	-12.12	27.39	14.49	Average	153	294
3	11220.00	55.10	74.00	-18.90	40.61	14.49	Peak	153	294
4	16830.00	57.54	68.20	-10.66	41.52	16.02	Peak	100	311

Note 1: Emission Level (dBuV/m) = SA Reading (dBuV/m) + Factor* (dB)
*Factor includes antenna factor , cable loss and amplifier gain
Note 2: Margin (dB) = Emission level (dBuV/m) – Limit (dBuV/m).

Modulation	VHT80	Test Freq. (MHz)	5690
Polarization	Horizontal		

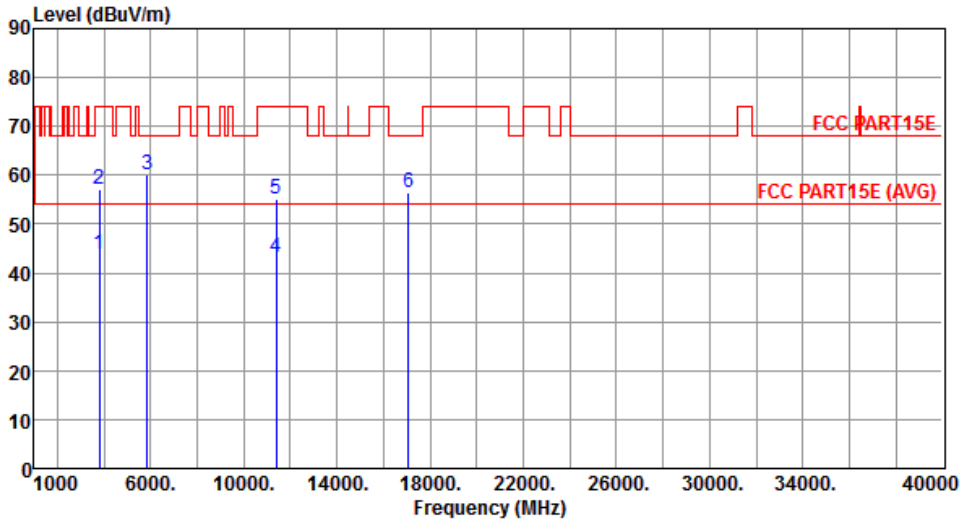

	Freq. MHz	Emission level dBuV/m	Limit dBuV/m	Margin dB	SA reading dBuV	Factor dB	Remark	ANT High cm	Turn Table deg
1	3793.33	43.88	54.00	-10.12	42.04	1.84	Average	341	157
2	3793.33	57.22	74.00	-16.78	55.38	1.84	Peak	341	157
3	5850.00	60.03	68.20	-8.17	54.04	5.99	Peak	133	344
4	11380.00	43.05	54.00	-10.95	28.42	14.63	Average	163	47
5	11380.00	55.00	74.00	-19.00	40.37	14.63	Peak	163	47
6	17070.00	56.39	68.20	-11.81	40.00	16.39	Peak	100	339

Note 1: Emission Level (dBuV/m) = SA Reading (dBuV/m) + Factor* (dB)
*Factor includes antenna factor , cable loss and amplifier gain
Note 2: Margin (dB) = Emission level (dBuV/m) – Limit (dBuV/m).

Modulation	VHT80	Test Freq. (MHz)	5690
Polarization	Vertical		

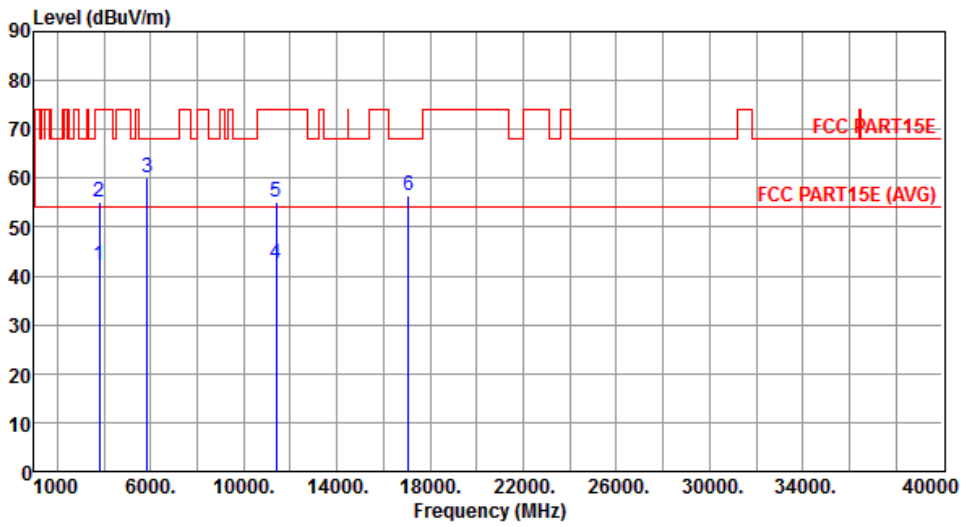

	Freq. MHz	Emission level dBuV/m	Limit dBuV/m	Margin dB	SA reading dBuV	Factor dB	Remark	ANT High cm	Turn Table deg
1	3793.33	42.10	54.00	-11.90	40.26	1.84	Average	199	95
2	3793.33	55.05	74.00	-18.95	53.21	1.84	Peak	199	95
3	5850.00	60.19	68.20	-8.01	54.20	5.99	Peak	133	138
4	11380.00	42.49	54.00	-11.51	27.86	14.63	Average	100	170
5	11380.00	54.99	74.00	-19.01	40.36	14.63	Peak	100	170
6	17070.00	56.56	68.20	-11.64	40.17	16.39	Peak	100	332

Note 1: Emission Level (dBuV/m) = SA Reading (dBuV/m) + Factor* (dB)
*Factor includes antenna factor , cable loss and amplifier gain
Note 2: Margin (dB) = Emission level (dBuV/m) – Limit (dBuV/m).

Modulation	VHT80	Test Freq. (MHz)	5775
Polarization	Horizontal		

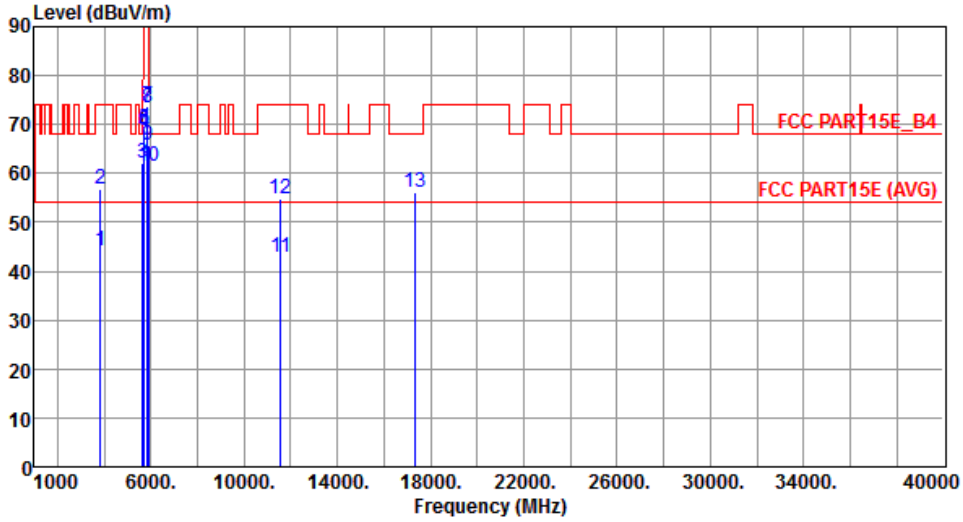

	Freq. MHz	Emission level dBuV/m	Limit dBuV/m	Margin dB	SA reading dBuV	Factor dB	Remark	ANT High cm	Turn Table deg
1	3850.00	44.17	54.00	-9.83	42.15	2.02	Average	201	191
2	3850.00	56.83	74.00	-17.17	54.81	2.02	Peak	201	191
3	5650.00	61.95	68.20	-6.25	56.26	5.69	Peak	130	350
4	5700.00	68.25	105.20	-36.95	62.48	5.77	Peak	130	350
5	5720.00	69.07	110.80	-41.73	63.28	5.79	Peak	130	350
6	5725.00	68.89	122.20	-53.31	63.08	5.81	Peak	130	350
7	5850.00	73.56	122.20	-48.64	67.57	5.99	Peak	130	350
8	5855.00	73.35	110.80	-37.45	67.35	6.00	Peak	130	350
9	5875.00	65.62	105.20	-39.58	59.60	6.02	Peak	130	350
10	5925.00	61.58	68.20	-6.62	55.49	6.09	Peak	130	350
11	11550.00	42.93	54.00	-11.07	28.29	14.64	Average	160	52
12	11550.00	54.86	74.00	-19.14	40.22	14.64	Peak	160	52
13	17325.00	56.28	68.20	-11.92	38.85	17.43	Peak	100	343

Note 1: Emission Level (dBuV/m) = SA Reading (dBuV/m) + Factor* (dB)
*Factor includes antenna factor , cable loss and amplifier gain
Note 2: Margin (dB) = Emission level (dBuV/m) – Limit (dBuV/m).

Modulation	VHT80	Test Freq. (MHz)	5775
Polarization	Vertical		

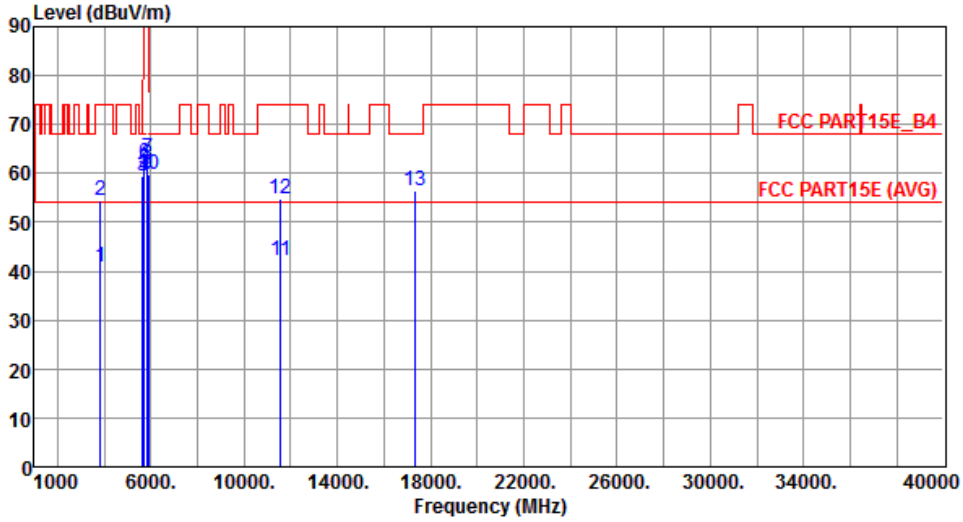

	Freq. MHz	Emission level dBuV/m	Limit dBuV/m	Margin dB	SA reading dBuV	Factor dB	Remark	ANT High cm	Turn Table deg
1	3850.00	40.85	54.00	-13.15	38.83	2.02	Average	144	267
2	3850.00	54.30	74.00	-19.70	52.28	2.02	Peak	144	267
3	5650.00	59.32	68.20	-8.88	53.63	5.69	Peak	131	125
4	5700.00	59.45	105.20	-45.75	53.68	5.77	Peak	131	125
5	5720.00	60.65	110.80	-50.15	54.86	5.79	Peak	131	125
6	5725.00	62.04	122.20	-60.16	56.23	5.81	Peak	131	125
7	5850.00	63.09	122.20	-59.11	57.10	5.99	Peak	131	125
8	5855.00	61.79	110.80	-49.01	55.79	6.00	Peak	131	125
9	5875.00	59.90	105.20	-45.30	53.88	6.02	Peak	131	125
10	5925.00	59.64	68.20	-8.56	53.55	6.09	Peak	131	125
11	11550.00	42.32	54.00	-11.68	27.68	14.64	Average	100	166
12	11550.00	54.83	74.00	-19.17	40.19	14.64	Peak	100	166
13	17325.00	56.50	68.20	-11.70	39.07	17.43	Peak	100	338

Note 1: Emission Level (dBuV/m) = SA Reading (dBuV/m) + Factor* (dB)
*Factor includes antenna factor , cable loss and amplifier gain
Note 2: Margin (dB) = Emission level (dBuV/m) – Limit (dBuV/m).

Configuration 3 : PIFA Antenna

3.5.14 Transmitter Radiated Unwanted Emissions (Below 1GHz)

Modulation	VHT20	**Test Freq. (MHz)**	5240
Polarization	Horizontal		

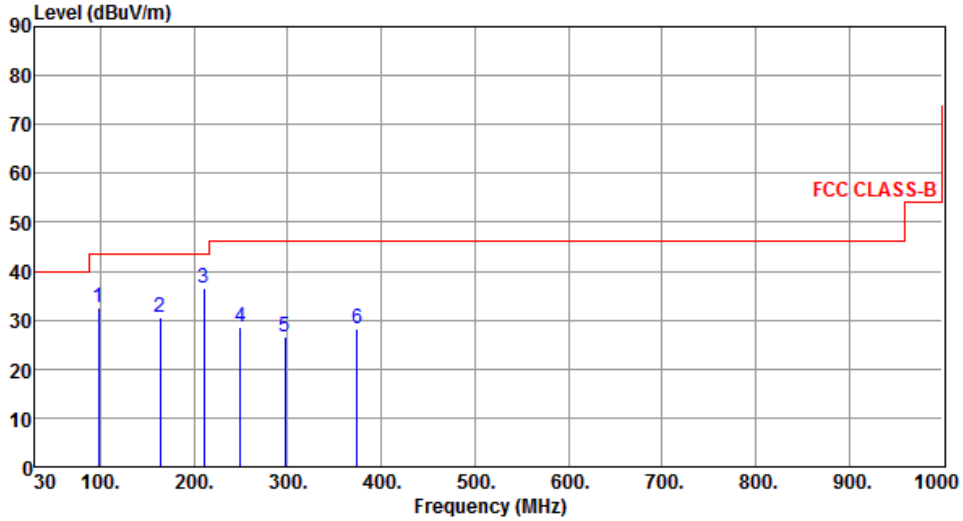

	Freq. MHz	Emission level dBuV/m	Limit dBuV/m	Margin dB	SA reading dBuV	Factor dB	Remark	ANT High cm	Turn Table deg
1	97.53	32.44	43.50	-11.06	46.25	-13.81	Peak	---	---
2	163.72	30.61	43.50	-12.89	39.13	-8.52	Peak	---	---
3	210.33	36.42	43.50	-7.08	47.70	-11.28	Peak	---	---
4	249.56	28.43	46.00	-17.57	38.05	-9.62	Peak	---	---
5	296.77	26.48	46.00	-19.52	34.49	-8.01	Peak	---	---
6	374.46	28.26	46.00	-17.74	34.18	-5.92	Peak	---	---

Note 1: Emission Level (dBuV/m) = SA Reading (dBuV/m) + Factor* (dB)
*Factor includes antenna factor , cable loss and amplifier gain
Note 2: Margin (dB) = Emission level (dBuV/m) – Limit (dBuV/m).
Note 3: All spurious emissions below 30MHz are more than 20 dB below the limit.

Modulation	VHT20	Test Freq. (MHz)	5240
Polarization	Vertical		

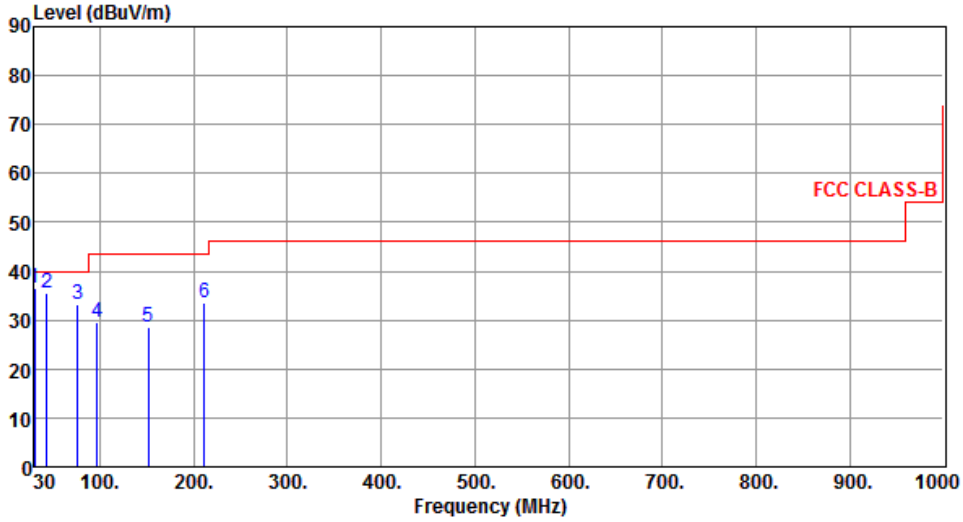

	Freq. MHz	Emission level dBuV/m	Limit dBuV/m	Margin dB	SA reading dBuV	Factor dB	Remark	ANT High cm	Turn Table deg
1	30.76	36.44	40.00	-3.56	45.79	-9.35	Peak	---	---
2	43.44	35.41	40.00	-4.59	43.80	-8.39	Peak	---	---
3	76.52	33.31	40.00	-6.69	45.74	-12.43	Peak	---	---
4	97.43	29.55	43.50	-13.95	43.38	-13.83	Peak	---	---
5	151.46	28.43	43.50	-15.07	36.93	-8.50	Peak	---	---
6	211.42	33.61	43.50	-9.89	44.88	-11.27	Peak	---	---

Note 1: Emission Level (dBuV/m) = SA Reading (dBuV/m) + Factor* (dB)
*Factor includes antenna factor , cable loss and amplifier gain
Note 2: Margin (dB) = Emission level (dBuV/m) – Limit (dBuV/m).
Note 3: All spurious emissions below 30MHz are more than 20 dB below the limit.

Modulation	VHT20	Test Freq. (MHz)	5825
Polarization	Horizontal		

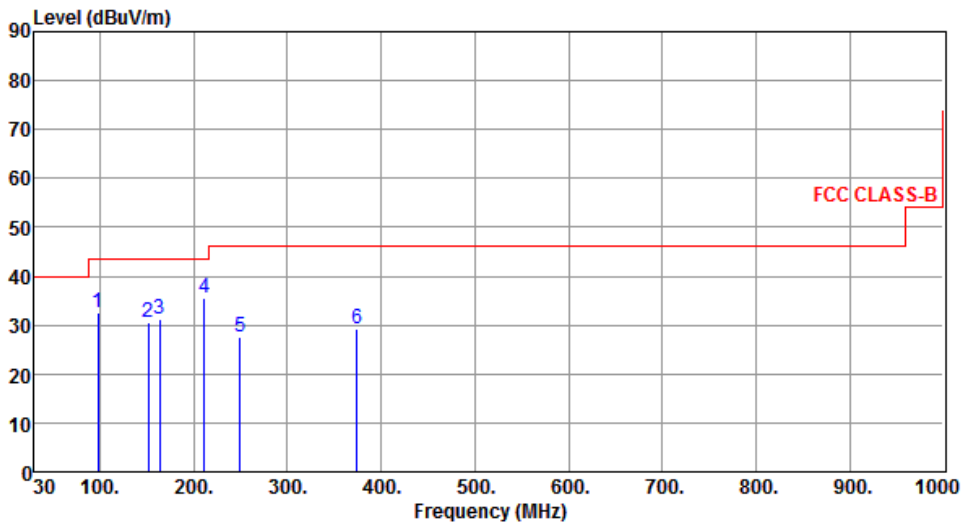

	Freq. MHz	Emission level dBuV/m	Limit dBuV/m	Margin dB	SA reading dBuV	Factor dB	Remark	ANT High cm	Turn Table deg
1	97.82	32.51	43.50	-10.99	46.29	-13.78	Peak	---	---
2	151.48	30.44	43.50	-13.06	38.94	-8.50	Peak	---	---
3	163.72	31.06	43.50	-12.44	39.58	-8.52	Peak	---	---
4	211.52	35.63	43.50	-7.87	46.89	-11.26	Peak	---	---
5	249.53	27.42	46.00	-18.58	37.04	-9.62	Peak	---	---
6	374.36	29.36	46.00	-16.64	35.29	-5.93	Peak	---	---

Note 1: Emission Level (dBuV/m) = SA Reading (dBuV/m) + Factor* (dB)
*Factor includes antenna factor , cable loss and amplifier gain
Note 2: Margin (dB) = Emission level (dBuV/m) – Limit (dBuV/m).
Note 3: All spurious emissions below 30MHz are more than 20 dB below the limit.

Modulation	VHT20	Test Freq. (MHz)	5825
Polarization	Vertical		

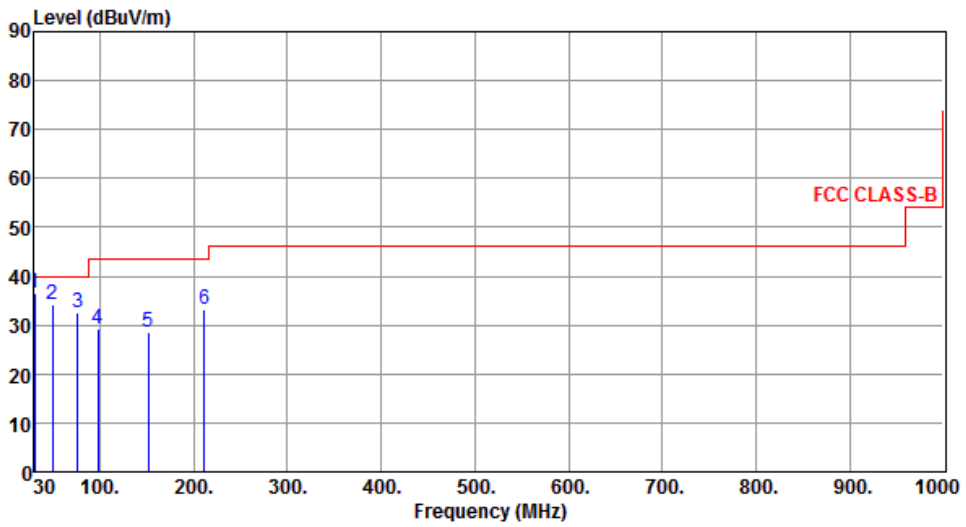

	Freq. MHz	Emission level dBuV/m	Limit dBuV/m	Margin dB	SA reading dBuV	Factor dB	Remark	ANT High cm	Turn Table deg
1	30.57	36.42	40.00	-3.58	45.78	-9.36	Peak	---	---
2	49.61	34.36	40.00	-5.64	42.51	-8.15	Peak	---	---
3	76.42	32.51	40.00	-7.49	44.92	-12.41	Peak	---	---
4	97.66	29.35	43.50	-14.15	43.15	-13.80	Peak	---	---
5	151.42	28.46	43.50	-15.04	36.96	-8.50	Peak	---	---
6	211.42	33.31	43.50	-10.19	44.58	-11.27	Peak	---	---

Note 1: Emission Level (dBuV/m) = SA Reading (dBuV/m) + Factor* (dB)
*Factor includes antenna factor , cable loss and amplifier gain
Note 2: Margin (dB) = Emission level (dBuV/m) – Limit (dBuV/m).
Note 3: All spurious emissions below 30MHz are more than 20 dB below the limit.

3.5.15 Transmitter Radiated Unwanted Emissions (Above 1GHz) for 11a

Modulation	11a	**Test Freq. (MHz)**	5180
Polarization	Horizontal		

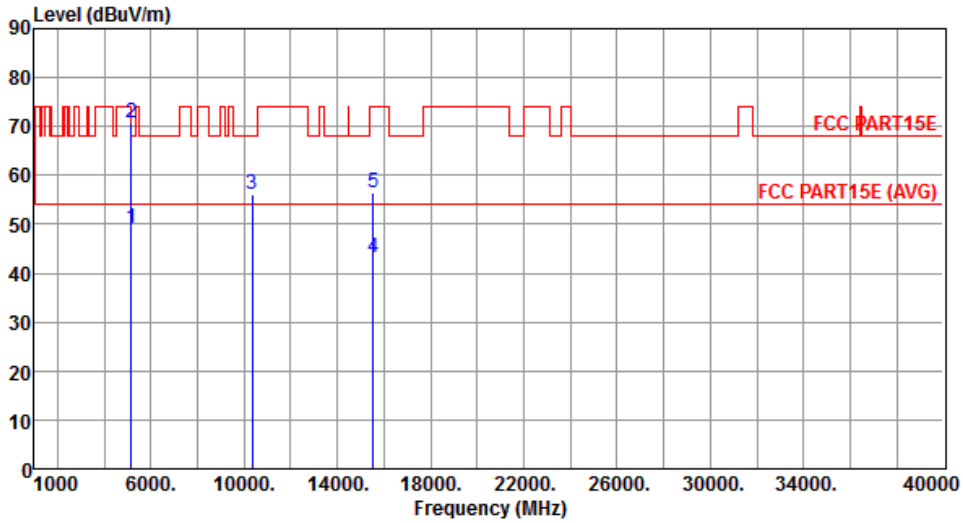

	Freq. MHz	Emission level dBuV/m	Limit dBuV/m	Margin dB	SA reading dBuV	Factor dB	Remark	ANT High cm	Turn Table deg
1	5150.00	49.20	54.00	-4.80	44.18	5.02	Average	136	331
2	5150.00	70.83	74.00	-3.17	65.81	5.02	Peak	136	331
3	10360.00	56.10	68.20	-12.10	42.36	13.74	Peak	177	20
4	15540.00	43.21	54.00	-10.79	28.24	14.97	Average	165	322
5	15540.00	56.45	74.00	-17.55	41.48	14.97	Peak	165	322

Note 1: Emission Level (dBuV/m) = SA Reading (dBuV/m) + Factor* (dB)
*Factor includes antenna factor , cable loss and amplifier gain
Note 2: Margin (dB) = Emission level (dBuV/m) – Limit (dBuV/m).

Modulation	11a	Test Freq. (MHz)	5180
Polarization	Vertical		

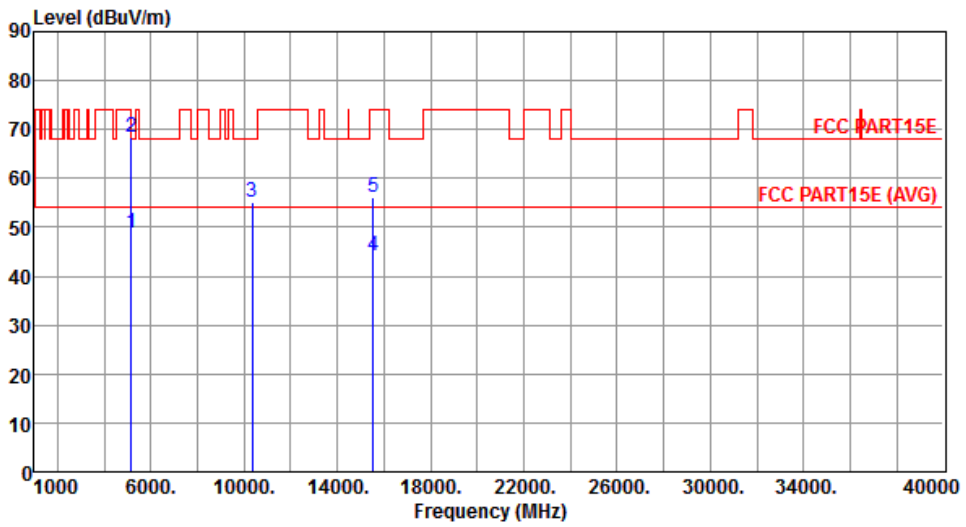

	Freq. MHz	Emission level dBuV/m	Limit dBuV/m	Margin dB	SA reading dBuV	Factor dB	Remark	ANT High cm	Turn Table deg
1	5150.00	48.89	54.00	-5.11	43.87	5.02	Average	294	255
2	5150.00	68.26	74.00	-5.74	63.24	5.02	Peak	294	255
3	10360.00	55.12	68.20	-13.08	41.38	13.74	Peak	182	250
4	15540.00	44.28	54.00	-9.72	29.31	14.97	Average	162	320
5	15540.00	56.22	74.00	-17.78	41.25	14.97	Peak	162	320

Note 1: Emission Level (dBuV/m) = SA Reading (dBuV/m) + Factor* (dB)
*Factor includes antenna factor , cable loss and amplifier gain
Note 2: Margin (dB) = Emission level (dBuV/m) – Limit (dBuV/m).

Modulation	11a	Test Freq. (MHz)	5200
Polarization	Horizontal		

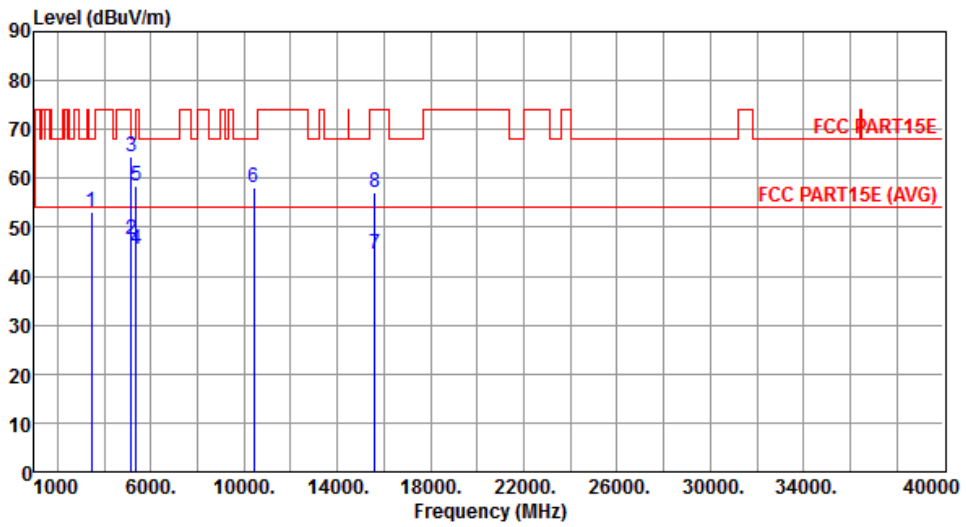

	Freq. MHz	Emission level dBuV/m	Limit dBuV/m	Margin dB	SA reading dBuV	Factor dB	Remark	ANT High cm	Turn Table deg
1	3466.66	53.09	68.20	-15.11	52.23	0.86	Peak	100	144
2	5150.00	47.48	54.00	-6.52	42.46	5.02	Average	137	316
3	5150.00	64.51	74.00	-9.49	59.49	5.02	Peak	137	316
4	5350.00	45.60	54.00	-8.40	40.29	5.31	Average	137	316
5	5350.00	58.42	74.00	-15.58	53.11	5.31	Peak	137	316
6	10400.00	58.09	68.20	-10.11	44.32	13.77	Peak	178	19
7	15600.00	44.37	54.00	-9.63	29.43	14.94	Average	168	325
8	15600.00	57.07	74.00	-16.93	42.13	14.94	Peak	168	325

Note 1: Emission Level (dBuV/m) = SA Reading (dBuV/m) + Factor* (dB)
*Factor includes antenna factor , cable loss and amplifier gain
Note 2: Margin (dB) = Emission level (dBuV/m) – Limit (dBuV/m).

Modulation	11a	Test Freq. (MHz)	5200
Polarization	Vertical		

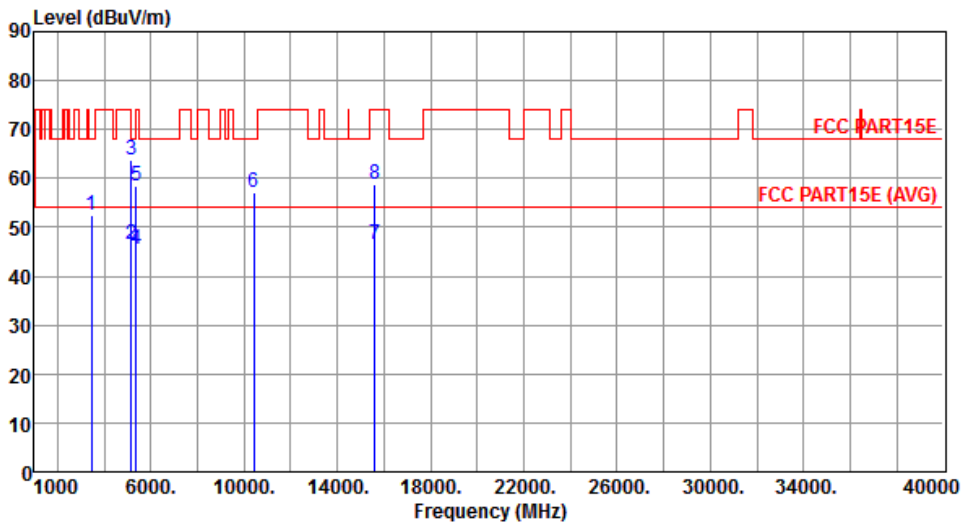

	Freq. MHz	Emission level dBuV/m	Limit dBuV/m	Margin dB	SA reading dBuV	Factor dB	Remark	ANT High cm	Turn Table deg
1	3466.66	52.54	68.20	-15.66	51.68	0.86	Peak	100	177
2	5150.00	46.59	54.00	-7.41	41.57	5.02	Average	293	255
3	5150.00	63.77	74.00	-10.23	58.75	5.02	Peak	293	255
4	5350.00	45.45	54.00	-8.55	40.14	5.31	Average	293	255
5	5350.00	58.35	74.00	-15.65	53.04	5.31	Peak	293	255
6	10400.00	57.22	68.20	-10.98	43.45	13.77	Peak	183	252
7	15600.00	46.34	54.00	-7.66	31.40	14.94	Average	169	323
8	15600.00	58.67	74.00	-15.33	43.73	14.94	Peak	169	323

Note 1: Emission Level (dBuV/m) = SA Reading (dBuV/m) + Factor* (dB)
*Factor includes antenna factor , cable loss and amplifier gain
Note 2: Margin (dB) = Emission level (dBuV/m) – Limit (dBuV/m).

Modulation	11a	Test Freq. (MHz)	5240
Polarization	Horizontal		

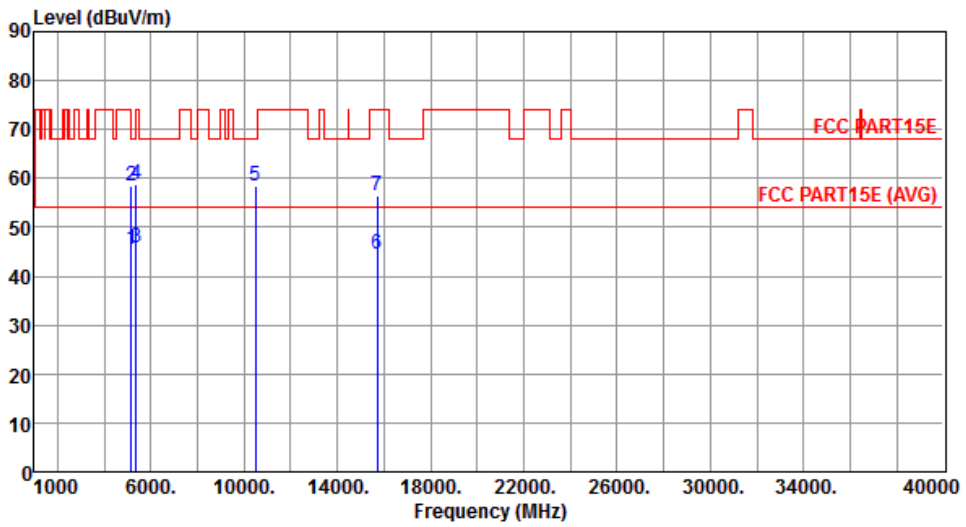

	Freq. MHz	Emission level dBuV/m	Limit dBuV/m	Margin dB	SA reading dBuV	Factor dB	Remark	ANT High cm	Turn Table deg
1	5150.00	45.46	54.00	-8.54	40.44	5.02	Average	135	315
2	5150.00	58.56	74.00	-15.44	53.54	5.02	Peak	135	315
3	5350.00	45.75	54.00	-8.25	40.44	5.31	Average	135	315
4	5350.00	58.73	74.00	-15.27	53.42	5.31	Peak	135	315
5	10480.00	58.34	68.20	-9.86	44.53	13.81	Peak	175	21
6	15720.00	44.46	54.00	-9.54	29.55	14.91	Average	165	322
7	15720.00	56.40	74.00	-17.60	41.49	14.91	Peak	165	322

Note 1: Emission Level (dBuV/m) = SA Reading (dBuV/m) + Factor* (dB)
*Factor includes antenna factor , cable loss and amplifier gain
Note 2: Margin (dB) = Emission level (dBuV/m) – Limit (dBuV/m).

Modulation	11a	Test Freq. (MHz)	5240
Polarization	Vertical		

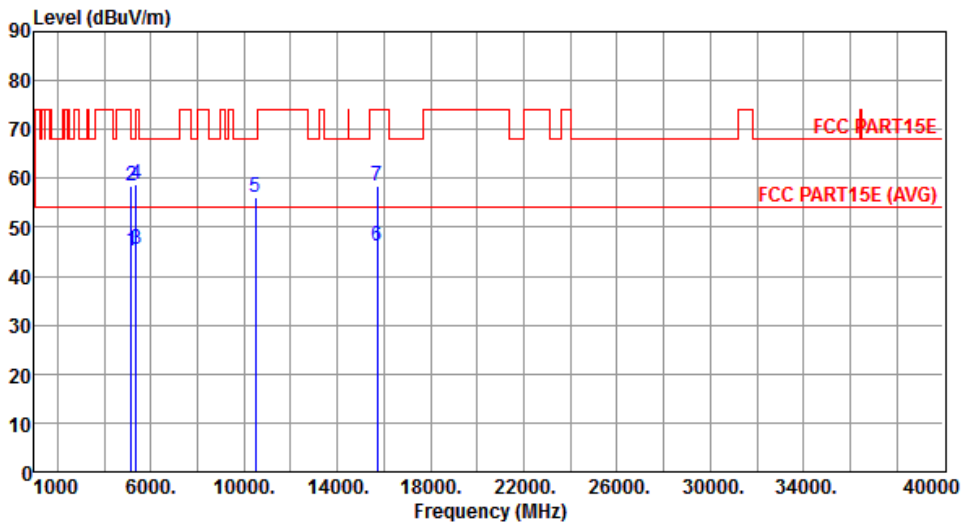

	Freq. MHz	Emission level dBuV/m	Limit dBuV/m	Margin dB	SA reading dBuV	Factor dB	Remark	ANT High cm	Turn Table deg
1	5150.00	45.24	54.00	-8.76	40.22	5.02	Average	292	252
2	5150.00	58.33	74.00	-15.67	53.31	5.02	Peak	292	252
3	5350.00	45.59	54.00	-8.41	40.28	5.31	Average	292	252
4	5350.00	58.77	74.00	-15.23	53.46	5.31	Peak	292	252
5	10480.00	56.05	68.20	-12.15	42.24	13.81	Peak	181	251
6	15720.00	46.14	54.00	-7.86	31.23	14.91	Average	165	322
7	15720.00	58.33	74.00	-15.67	43.42	14.91	Peak	165	322

Note 1: Emission Level (dBuV/m) = SA Reading (dBuV/m) + Factor* (dB)
*Factor includes antenna factor , cable loss and amplifier gain
Note 2: Margin (dB) = Emission level (dBuV/m) – Limit (dBuV/m).

Modulation	11a	Test Freq. (MHz)	5260
Polarization	Horizontal		

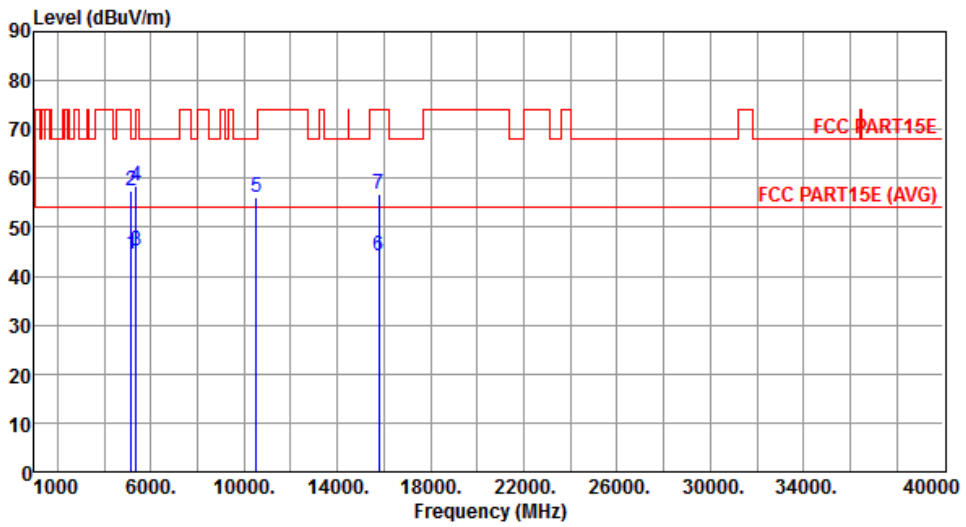

	Freq. MHz	Emission level dBuV/m	Limit dBuV/m	Margin dB	SA reading dBuV	Factor dB	Remark	ANT High cm	Turn Table deg
1	5150.00	44.45	54.00	-9.55	39.43	5.02	Average	253	295
2	5150.00	57.46	74.00	-16.54	52.44	5.02	Peak	253	295
3	5350.00	45.19	54.00	-8.81	39.88	5.31	Average	253	295
4	5350.00	58.56	74.00	-15.44	53.25	5.31	Peak	253	295
5	10520.00	55.99	68.20	-12.21	42.15	13.84	Peak	238	61
6	15780.00	44.04	54.00	-9.96	29.17	14.87	Average	205	53
7	15780.00	56.71	74.00	-17.29	41.84	14.87	Peak	205	53

Note 1: Emission Level (dBuV/m) = SA Reading (dBuV/m) + Factor* (dB)
*Factor includes antenna factor , cable loss and amplifier gain
Note 2: Margin (dB) = Emission level (dBuV/m) – Limit (dBuV/m).

Modulation	11a	Test Freq. (MHz)	5260
Polarization	Vertical		

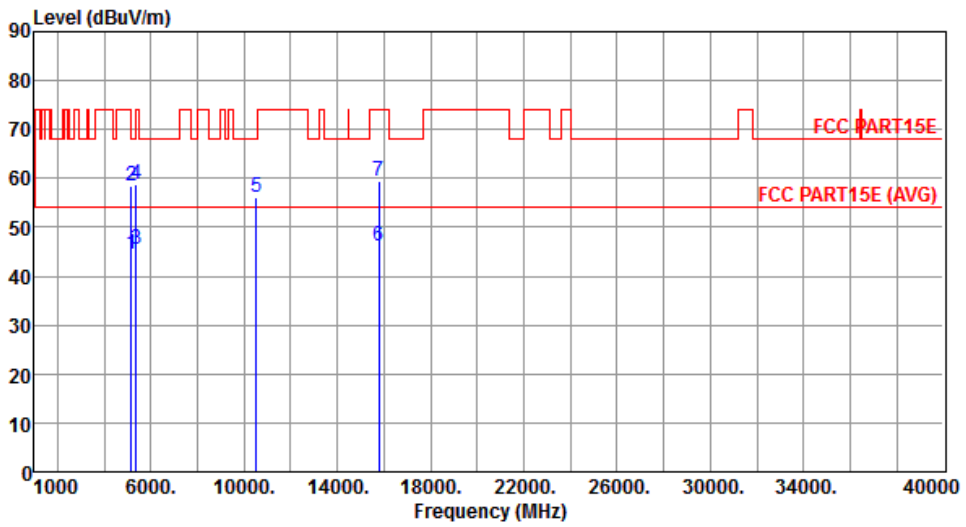

	Freq. MHz	Emission level dBuV/m	Limit dBuV/m	Margin dB	SA reading dBuV	Factor dB	Remark	ANT High cm	Turn Table deg
1	5150.00	44.44	54.00	-9.56	39.42	5.02	Average	335	260
2	5150.00	58.53	74.00	-15.47	53.51	5.02	Peak	335	260
3	5350.00	45.59	54.00	-8.41	40.28	5.31	Average	335	260
4	5350.00	58.62	74.00	-15.38	53.31	5.31	Peak	335	260
5	10520.00	56.28	68.20	-11.92	42.44	13.84	Peak	115	262
6	15780.00	46.19	54.00	-7.81	31.32	14.87	Average	141	339
7	15780.00	59.60	74.00	-14.40	44.73	14.87	Peak	141	339

Note 1: Emission Level (dBuV/m) = SA Reading (dBuV/m) + Factor* (dB)
*Factor includes antenna factor , cable loss and amplifier gain
Note 2: Margin (dB) = Emission level (dBuV/m) – Limit (dBuV/m).

Modulation	11a	Test Freq. (MHz)	5300
Polarization	Horizontal		

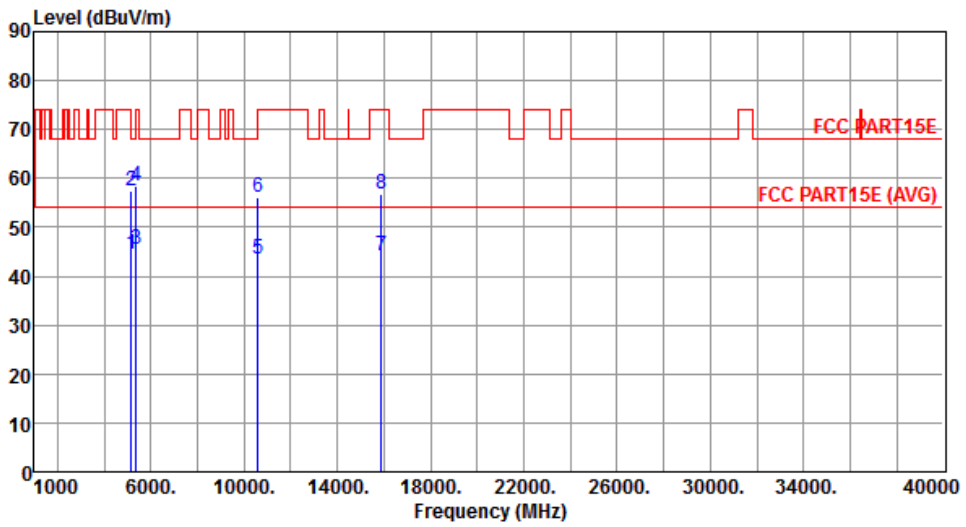

	Freq. MHz	Emission level dBuV/m	Limit dBuV/m	Margin dB	SA reading dBuV	Factor dB	Remark	ANT High cm	Turn Table deg
1	5150.00	44.38	54.00	-9.62	39.36	5.02	Average	255	298
2	5150.00	57.59	74.00	-16.41	52.57	5.02	Peak	255	298
3	5350.00	45.58	54.00	-8.42	40.27	5.31	Average	255	298
4	5350.00	58.43	74.00	-15.57	53.12	5.31	Peak	255	298
5	10600.00	43.40	54.00	-10.60	29.48	13.92	Average	255	63
6	10600.00	56.27	74.00	-17.73	42.35	13.92	Peak	255	63
7	15900.00	44.30	54.00	-9.70	29.46	14.84	Average	216	54
8	15900.00	56.77	74.00	-17.23	41.93	14.84	Peak	216	54

Note 1: Emission Level (dBuV/m) = SA Reading (dBuV/m) + Factor* (dB)
*Factor includes antenna factor , cable loss and amplifier gain
Note 2: Margin (dB) = Emission level (dBuV/m) – Limit (dBuV/m).

Modulation	11a	Test Freq. (MHz)	5300
Polarization	Vertical		

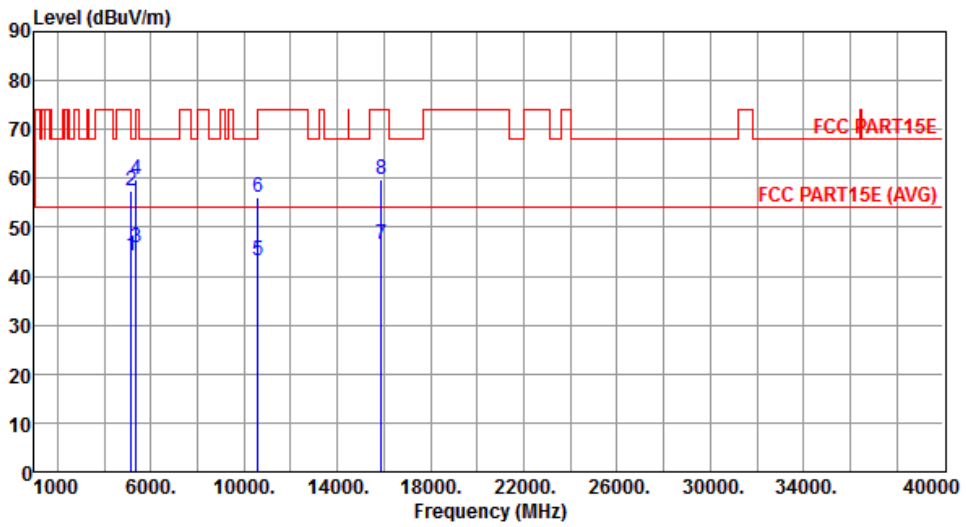

	Freq. MHz	Emission level dBuV/m	Limit dBuV/m	Margin dB	SA reading dBuV	Factor dB	Remark	ANT High cm	Turn Table deg
1	5150.00	44.27	54.00	-9.73	39.25	5.02	Average	338	261
2	5150.00	57.33	74.00	-16.67	52.31	5.02	Peak	338	261
3	5350.00	45.76	54.00	-8.24	40.45	5.31	Average	338	261
4	5350.00	59.94	74.00	-14.06	54.63	5.31	Peak	338	261
5	10600.00	43.29	54.00	-10.71	29.37	13.92	Average	119	260
6	10600.00	56.22	74.00	-17.78	42.30	13.92	Peak	119	260
7	15900.00	46.34	54.00	-7.66	31.50	14.84	Average	143	340
8	15900.00	59.69	74.00	-14.31	44.85	14.84	Peak	143	340

Note 1: Emission Level (dBuV/m) = SA Reading (dBuV/m) + Factor* (dB)
*Factor includes antenna factor , cable loss and amplifier gain
Note 2: Margin (dB) = Emission level (dBuV/m) – Limit (dBuV/m).

Modulation	11a	Test Freq. (MHz)	5320
Polarization	Horizontal		

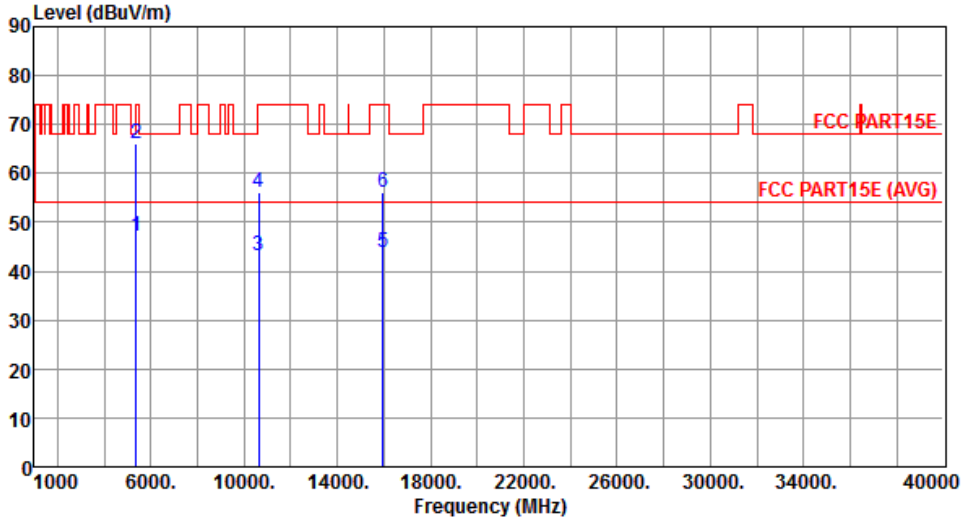

	Freq. MHz	Emission level dBuV/m	Limit dBuV/m	Margin dB	SA reading dBuV	Factor dB	Remark	ANT High cm	Turn Table deg
1	5350.00	47.01	54.00	-6.99	41.70	5.31	Average	137	315
2	5350.00	66.25	74.00	-7.75	60.94	5.31	Peak	137	315
3	10640.00	43.19	54.00	-10.81	29.23	13.96	Average	242	61
4	10640.00	56.06	74.00	-17.94	42.10	13.96	Peak	242	61
5	15960.00	43.97	54.00	-10.03	29.16	14.81	Average	205	52
6	15960.00	56.25	74.00	-17.75	41.44	14.81	Peak	205	52

Note 1: Emission Level (dBuV/m) = SA Reading (dBuV/m) + Factor* (dB)
*Factor includes antenna factor , cable loss and amplifier gain
Note 2: Margin (dB) = Emission level (dBuV/m) – Limit (dBuV/m).

Modulation	11a	Test Freq. (MHz)	5320
Polarization	Vertical		

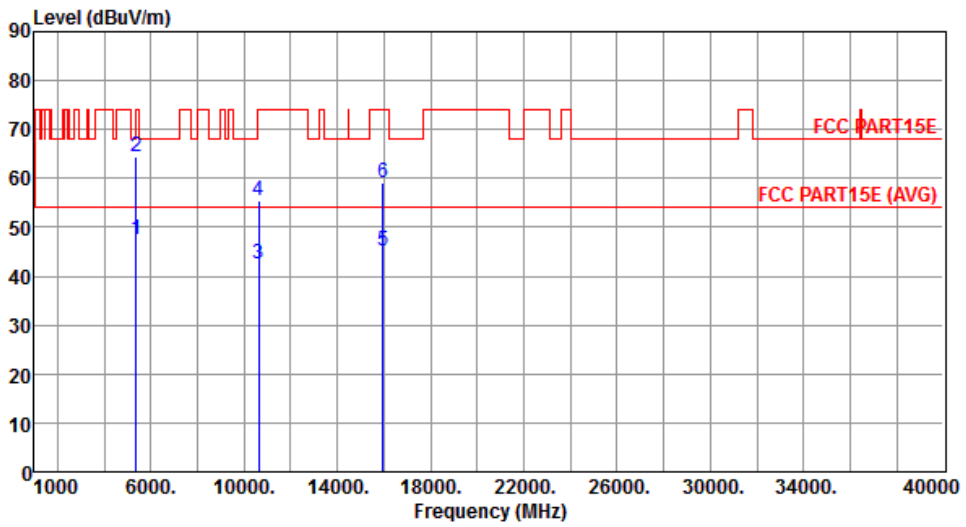

	Freq. MHz	Emission level dBuV/m	Limit dBuV/m	Margin dB	SA reading dBuV	Factor dB	Remark	ANT High cm	Turn Table deg
1	5350.00	47.36	54.00	-6.64	42.05	5.31	Average	339	263
2	5350.00	64.26	74.00	-9.74	58.95	5.31	Peak	339	263
3	10640.00	42.60	54.00	-11.40	28.64	13.96	Average	120	258
4	10640.00	55.38	74.00	-18.62	41.42	13.96	Peak	120	258
5	15960.00	45.03	54.00	-8.97	30.22	14.81	Average	142	338
6	15960.00	59.05	74.00	-14.95	44.24	14.81	Peak	142	338

Note 1: Emission Level (dBuV/m) = SA Reading (dBuV/m) + Factor* (dB)
*Factor includes antenna factor , cable loss and amplifier gain
Note 2: Margin (dB) = Emission level (dBuV/m) – Limit (dBuV/m).

Modulation	11a	Test Freq. (MHz)	5500
Polarization	Horizontal		

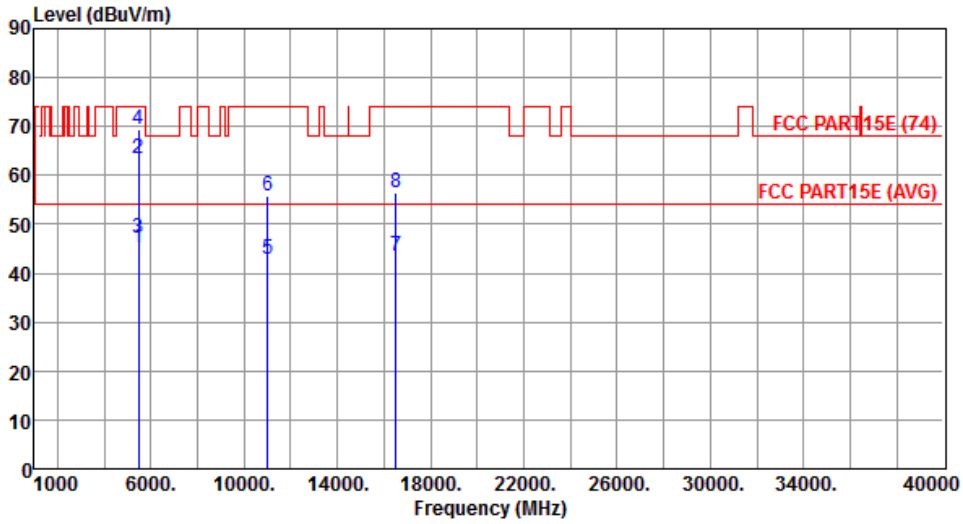

	Freq. MHz	Emission level dBuV/m	Limit dBuV/m	Margin dB	SA reading dBuV	Factor dB	Remark	ANT High cm	Turn Table deg
1	5460.00	45.15	54.00	-8.85	39.69	5.46	Average	151	48
2	5460.00	63.35	74.00	-10.65	57.89	5.46	Peak	151	48
3	5470.00	47.21	54.00	-6.79	41.74	5.47	Average	151	48
4	5470.00	69.50	74.00	-4.50	64.03	5.47	Peak	151	48
5	11000.00	42.73	54.00	-11.27	28.43	14.30	Average	198	23
6	11000.00	55.87	74.00	-18.13	41.57	14.30	Peak	198	23
7	16500.00	43.49	54.00	-10.51	27.65	15.84	Average	100	328
8	16500.00	56.56	74.00	-17.44	40.72	15.84	Peak	100	328

Note 1: Emission Level (dBuV/m) = SA Reading (dBuV/m) + Factor* (dB)
*Factor includes antenna factor , cable loss and amplifier gain
Note 2: Margin (dB) = Emission level (dBuV/m) – Limit (dBuV/m).

Modulation	11a	Test Freq. (MHz)	5500
Polarization	Vertical		

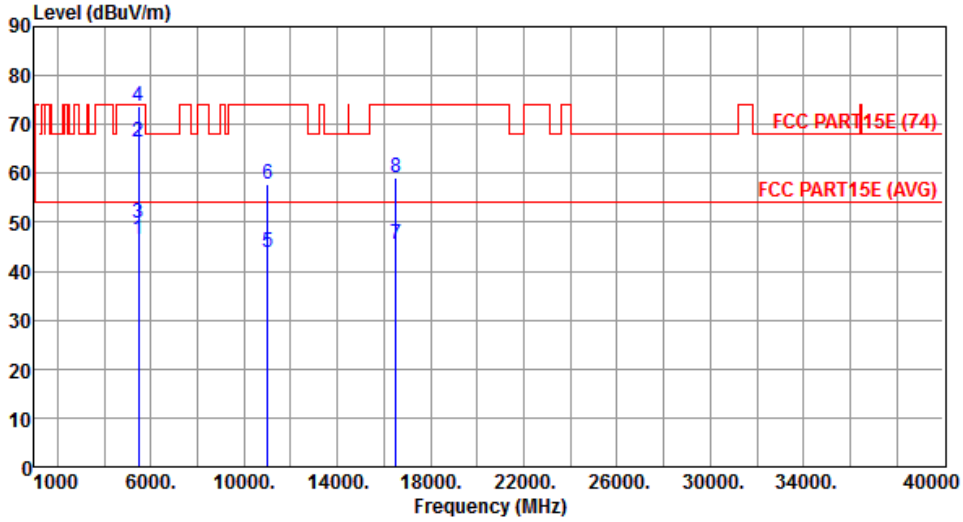

	Freq. MHz	Emission level dBuV/m	Limit dBuV/m	Margin dB	SA reading dBuV	Factor dB	Remark	ANT High cm	Turn Table deg
1	5460.00	46.42	54.00	-7.58	40.96	5.46	Average	301	94
2	5460.00	66.36	74.00	-7.64	60.90	5.46	Peak	301	94
3	5470.00	49.75	54.00	-4.25	44.28	5.47	Average	301	94
4	5470.00	73.77	74.00	-0.23	68.30	5.47	Peak	301	94
5	11000.00	43.80	54.00	-10.20	29.50	14.30	Average	100	244
6	11000.00	57.67	74.00	-16.33	43.37	14.30	Peak	100	244
7	16500.00	45.52	54.00	-8.48	29.68	15.84	Average	100	260
8	16500.00	59.06	74.00	-14.94	43.22	15.84	Peak	100	260

Note 1: Emission Level (dBuV/m) = SA Reading (dBuV/m) + Factor* (dB)
*Factor includes antenna factor , cable loss and amplifier gain
Note 2: Margin (dB) = Emission level (dBuV/m) – Limit (dBuV/m).

Modulation	11a	Test Freq. (MHz)	5580
Polarization	Horizontal		

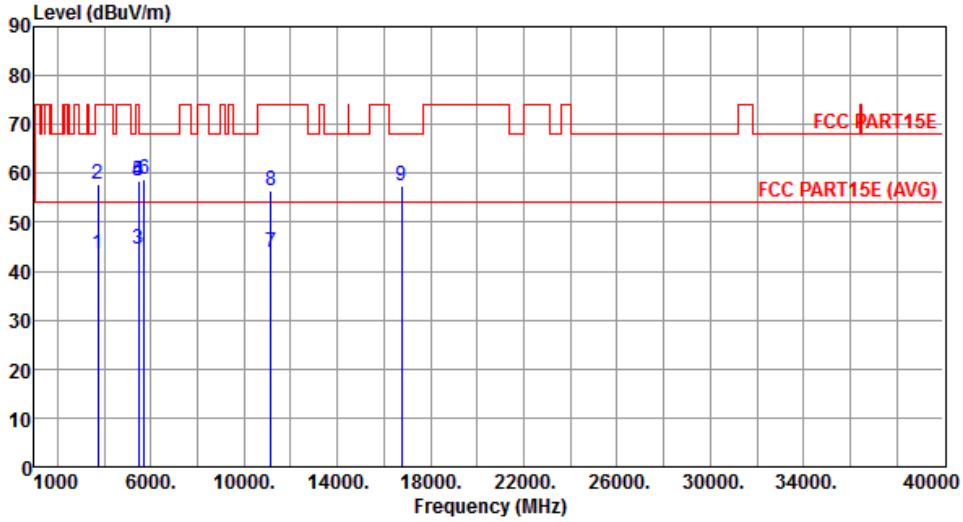

	Freq. MHz	Emission level dBuV/m	Limit dBuV/m	Margin dB	SA reading dBuV	Factor dB	Remark	ANT High cm	Turn Table deg
1	3720.00	43.42	54.00	-10.58	41.82	1.60	Average	160	15
2	3720.00	57.82	74.00	-16.18	56.22	1.60	Peak	160	15
3	5460.00	44.54	54.00	-9.46	39.08	5.46	Average	149	46
4	5460.00	58.39	74.00	-15.61	52.93	5.46	Peak	149	46
5	5470.00	58.43	68.20	-9.77	52.96	5.47	Peak	149	46
6	5725.00	58.87	68.20	-9.33	53.06	5.81	Peak	149	46
7	11160.00	43.74	54.00	-10.26	29.30	14.44	Average	204	12
8	11160.00	56.58	74.00	-17.42	42.14	14.44	Peak	204	12
9	16740.00	57.49	68.20	-10.71	41.52	15.97	Peak	100	340

Note 1: Emission Level (dBuV/m) = SA Reading (dBuV/m) + Factor* (dB)
*Factor includes antenna factor , cable loss and amplifier gain
Note 2: Margin (dB) = Emission level (dBuV/m) – Limit (dBuV/m).

Modulation	11a	Test Freq. (MHz)	5580
Polarization	Vertical		

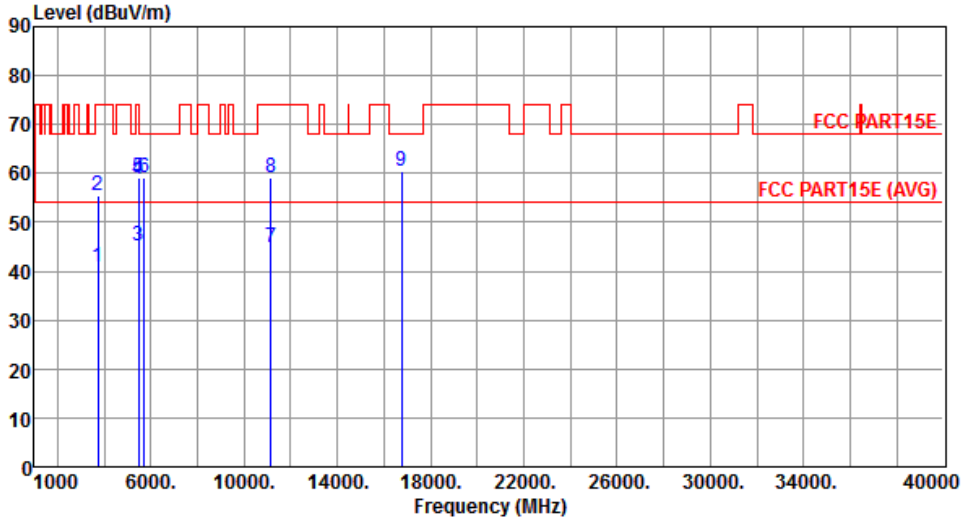

	Freq. MHz	Emission level dBuV/m	Limit dBuV/m	Margin dB	SA reading dBuV	Factor dB	Remark	ANT High cm	Turn Table deg
1	3720.00	41.01	54.00	-12.99	39.41	1.60	Average	122	337
2	3720.00	55.45	74.00	-18.55	53.85	1.60	Peak	122	337
3	5460.00	45.12	54.00	-8.88	39.66	5.46	Average	304	96
4	5460.00	58.66	74.00	-15.34	53.20	5.46	Peak	304	96
5	5470.00	59.15	68.20	-9.05	53.68	5.47	Peak	304	96
6	5725.00	58.98	68.20	-9.22	53.17	5.81	Peak	304	96
7	11160.00	44.77	54.00	-9.23	30.33	14.44	Average	100	255
8	11160.00	58.99	74.00	-15.01	44.55	14.44	Peak	100	255
9	16740.00	60.38	68.20	-7.82	44.41	15.97	Peak	100	172

Note 1: Emission Level (dBuV/m) = SA Reading (dBuV/m) + Factor* (dB)
*Factor includes antenna factor , cable loss and amplifier gain
Note 2: Margin (dB) = Emission level (dBuV/m) – Limit (dBuV/m).

Modulation	11a	Test Freq. (MHz)	5700
Polarization	Horizontal		

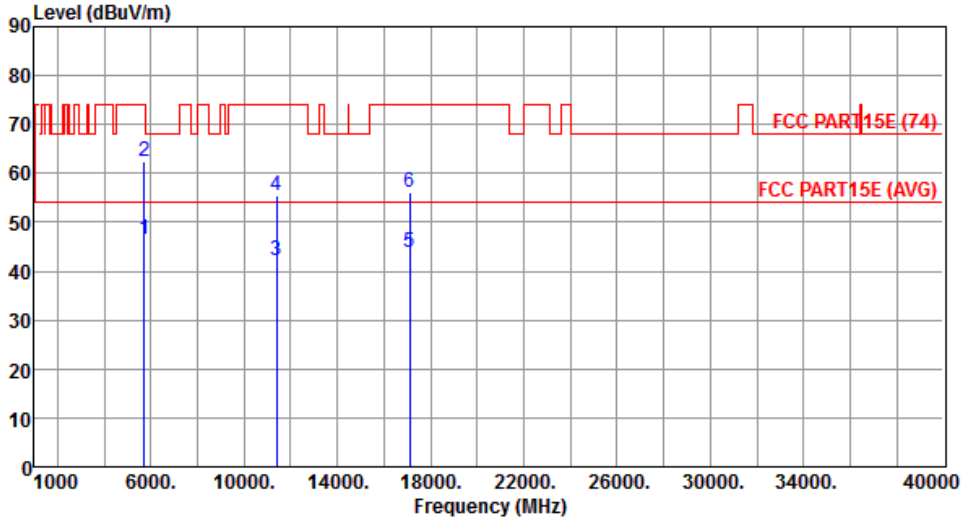

	Freq. MHz	Emission level dBuV/m	Limit dBuV/m	Margin dB	SA reading dBuV	Factor dB	Remark	ANT High cm	Turn Table deg
1	5725.00	46.52	54.00	-7.48	40.71	5.81	Average	153	52
2	5725.00	62.47	74.00	-11.53	56.66	5.81	Peak	153	52
3	11400.00	42.25	54.00	-11.75	27.60	14.65	Average	195	42
4	11400.00	55.43	74.00	-18.57	40.78	14.65	Peak	195	42
5	17100.00	43.95	54.00	-10.05	27.44	16.51	Average	100	314
6	17100.00	56.04	74.00	-17.96	39.53	16.51	Peak	100	314

Note 1: Emission Level (dBuV/m) = SA Reading (dBuV/m) + Factor* (dB)
*Factor includes antenna factor , cable loss and amplifier gain
Note 2: Margin (dB) = Emission level (dBuV/m) – Limit (dBuV/m).

Modulation	11a	Test Freq. (MHz)	5700
Polarization	Vertical		

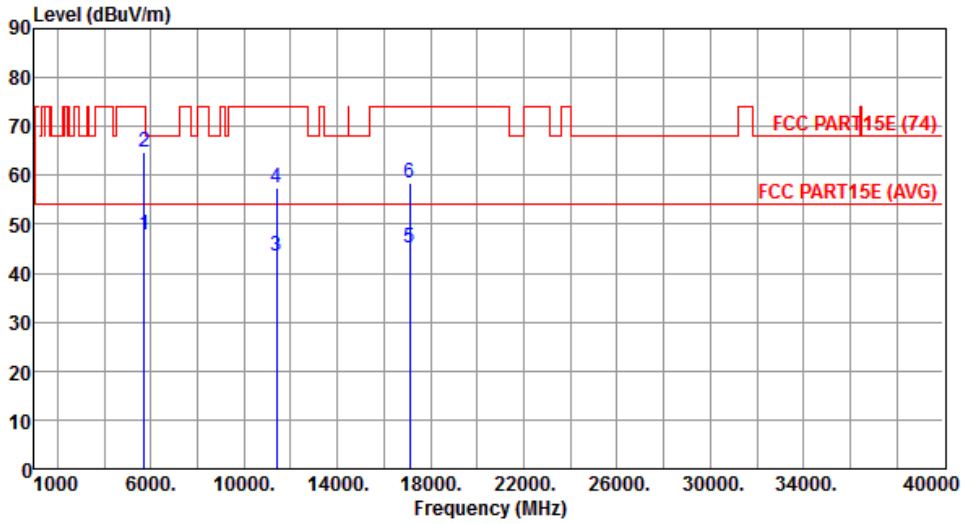

	Freq. MHz	Emission level dBuV/m	Limit dBuV/m	Margin dB	SA reading dBuV	Factor dB	Remark	ANT High cm	Turn Table deg
1	5725.00	47.69	54.00	-6.31	41.88	5.81	Average	291	95
2	5725.00	64.83	74.00	-9.17	59.02	5.81	Peak	291	95
3	11400.00	43.39	54.00	-10.61	28.74	14.65	Average	100	253
4	11400.00	57.31	74.00	-16.69	42.66	14.65	Peak	100	253
5	17100.00	45.19	54.00	-8.81	28.68	16.51	Average	100	272
6	17100.00	58.55	74.00	-15.45	42.04	16.51	Peak	100	272

Note 1: Emission Level (dBuV/m) = SA Reading (dBuV/m) + Factor* (dB)
*Factor includes antenna factor , cable loss and amplifier gain
Note 2: Margin (dB) = Emission level (dBuV/m) – Limit (dBuV/m).

Modulation	11a	Test Freq. (MHz)	5720
Polarization	Horizontal		

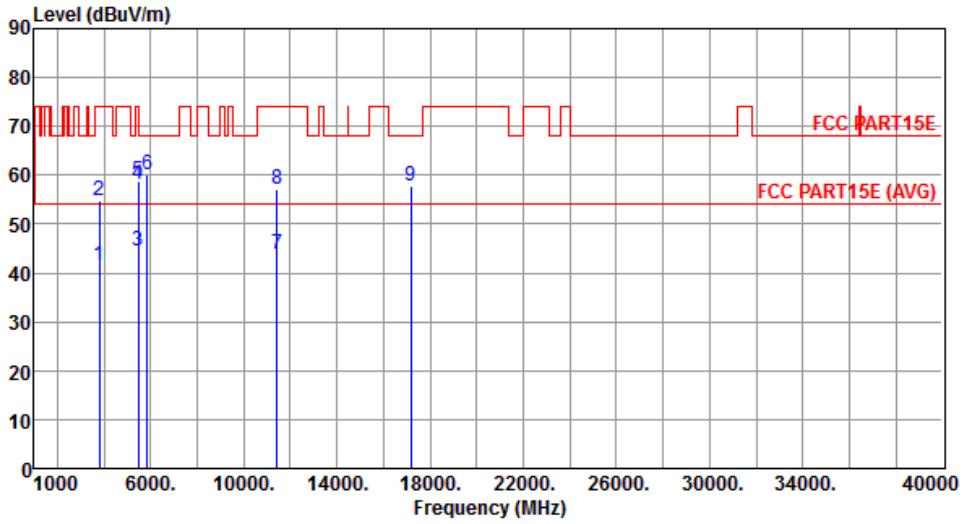

	Freq. MHz	Emission level dBuV/m	Limit dBuV/m	Margin dB	SA reading dBuV	Factor dB	Remark	ANT High cm	Turn Table deg
1	3813.33	41.63	54.00	-12.37	39.73	1.90	Average	169	11
2	3813.33	54.88	74.00	-19.12	52.98	1.90	Peak	169	11
3	5460.00	44.55	54.00	-9.45	39.09	5.46	Average	150	51
4	5460.00	58.27	74.00	-15.73	52.81	5.46	Peak	150	51
5	5470.00	58.64	68.20	-9.56	53.17	5.47	Peak	150	51
6	5850.00	60.01	68.20	-8.19	54.02	5.99	Peak	150	51
7	11440.00	43.82	54.00	-10.18	29.13	14.69	Average	210	18
8	11440.00	56.96	74.00	-17.04	42.27	14.69	Peak	210	18
9	17160.00	57.73	68.20	-10.47	40.97	16.76	Peak	100	349

Note 1: Emission Level (dBuV/m) = SA Reading (dBuV/m) + Factor* (dB)
*Factor includes antenna factor , cable loss and amplifier gain
Note 2: Margin (dB) = Emission level (dBuV/m) – Limit (dBuV/m).

Modulation	11a	Test Freq. (MHz)	5720
Polarization	Vertical		

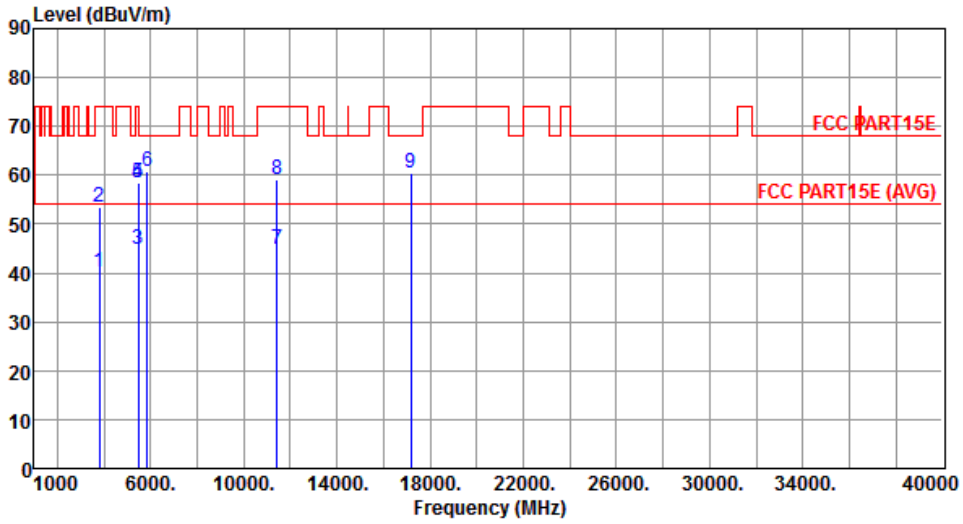

	Freq. MHz	Emission level dBuV/m	Limit dBuV/m	Margin dB	SA reading dBuV	Factor dB	Remark	ANT High cm	Turn Table deg
1	3813.33	40.23	54.00	-13.77	38.33	1.90	Average	109	334
2	3813.33	53.55	74.00	-20.45	51.65	1.90	Peak	109	334
3	5460.00	44.84	54.00	-9.16	39.38	5.46	Average	301	93
4	5460.00	58.50	74.00	-15.50	53.04	5.46	Peak	301	93
5	5470.00	58.53	68.20	-9.67	53.06	5.47	Peak	301	93
6	5850.00	60.62	68.20	-7.58	54.63	5.99	Peak	301	93
7	11440.00	44.85	54.00	-9.15	30.16	14.69	Average	100	262
8	11440.00	59.11	74.00	-14.89	44.42	14.69	Peak	100	262
9	17160.00	60.46	68.20	-7.74	43.70	16.76	Peak	100	250

Note 1: Emission Level (dBuV/m) = SA Reading (dBuV/m) + Factor* (dB)
*Factor includes antenna factor , cable loss and amplifier gain
Note 2: Margin (dB) = Emission level (dBuV/m) – Limit (dBuV/m).

Modulation	11a	Test Freq. (MHz)	5745
Polarization	Horizontal		

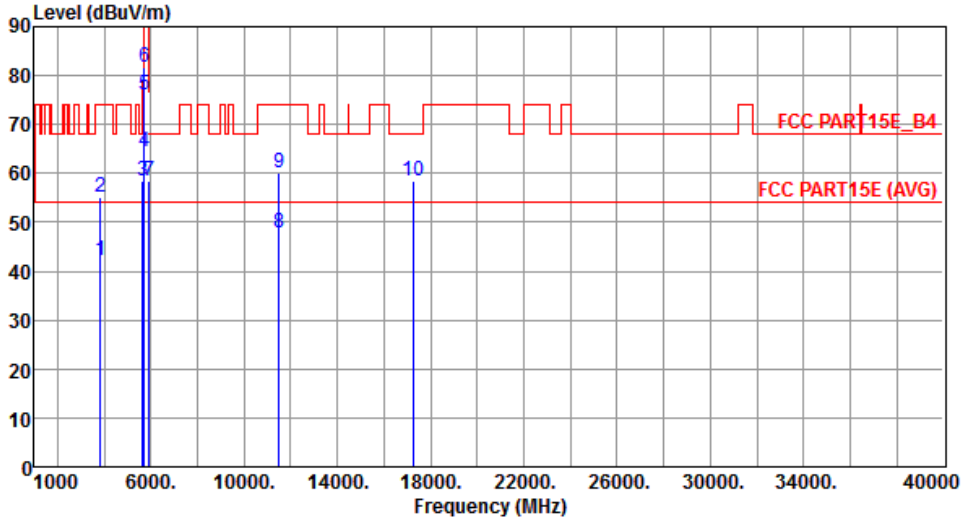

	Freq. MHz	Emission level dBuV/m	Limit dBuV/m	Margin dB	SA reading dBuV	Factor dB	Remark	ANT High cm	Turn Table deg
1	3830.00	42.34	54.00	-11.66	40.38	1.96	Average	203	332
2	3830.00	55.25	74.00	-18.75	53.29	1.96	Peak	203	332
3	5650.00	58.46	68.20	-9.74	52.77	5.69	Peak	158	51
4	5700.00	64.34	105.20	-40.86	58.57	5.77	Peak	158	51
5	5720.00	76.05	110.80	-34.75	70.26	5.79	Peak	158	51
6	5725.00	81.71	122.20	-40.49	75.90	5.81	Peak	158	51
7	5925.00	58.42	68.20	-9.78	52.33	6.09	Peak	158	51
8	11490.00	47.92	54.00	-6.08	33.19	14.73	Average	175	302
9	11490.00	60.24	74.00	-13.76	45.51	14.73	Peak	175	302
10	17235.00	58.48	68.20	-9.72	41.41	17.07	Peak	175	32

Note 1: Emission Level (dBuV/m) = SA Reading (dBuV/m) + Factor* (dB)
*Factor includes antenna factor , cable loss and amplifier gain
Note 2: Margin (dB) = Emission level (dBuV/m) – Limit (dBuV/m).

Modulation	11a	Test Freq. (MHz)	5745
Polarization	Vertical		

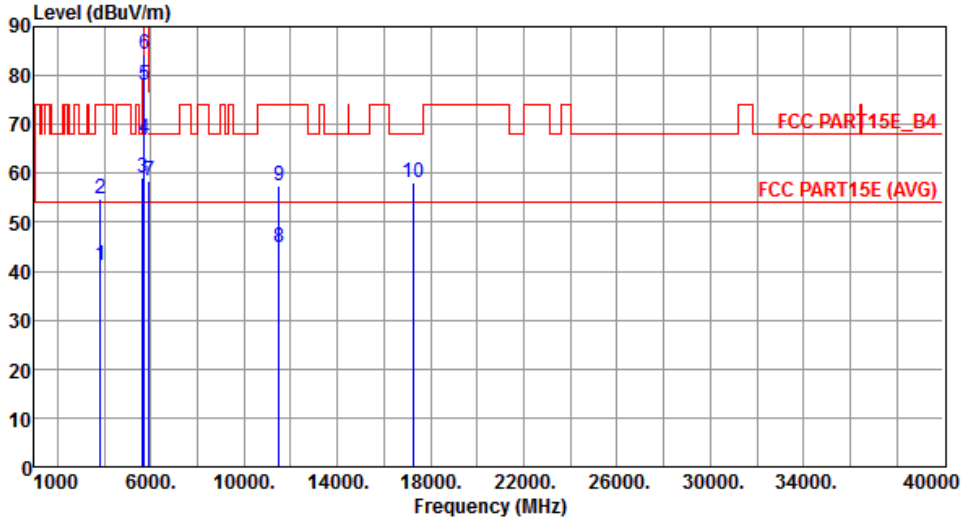

	Freq. MHz	Emission level dBuV/m	Limit dBuV/m	Margin dB	SA reading dBuV	Factor dB	Remark	ANT High cm	Turn Table deg
1	3830.00	41.16	54.00	-12.84	39.20	1.96	Average	155	143
2	3830.00	54.64	74.00	-19.36	52.68	1.96	Peak	155	143
3	5650.00	59.04	68.20	-9.16	53.35	5.69	Peak	297	93
4	5700.00	67.22	105.20	-37.98	61.45	5.77	Peak	297	93
5	5720.00	78.07	110.80	-32.73	72.28	5.79	Peak	297	93
6	5725.00	84.31	122.20	-37.89	78.50	5.81	Peak	297	93
7	5925.00	58.48	68.20	-9.72	52.39	6.09	Peak	297	93
8	11490.00	44.78	54.00	-9.22	30.05	14.73	Average	182	337
9	11490.00	57.51	74.00	-16.49	42.78	14.73	Peak	182	337
10	17235.00	58.17	68.20	-10.03	41.10	17.07	Peak	172	325

Note 1: Emission Level (dBuV/m) = SA Reading (dBuV/m) + Factor* (dB)
*Factor includes antenna factor , cable loss and amplifier gain
Note 2: Margin (dB) = Emission level (dBuV/m) – Limit (dBuV/m).

Modulation	11a	Test Freq. (MHz)	5785
Polarization	Horizontal		

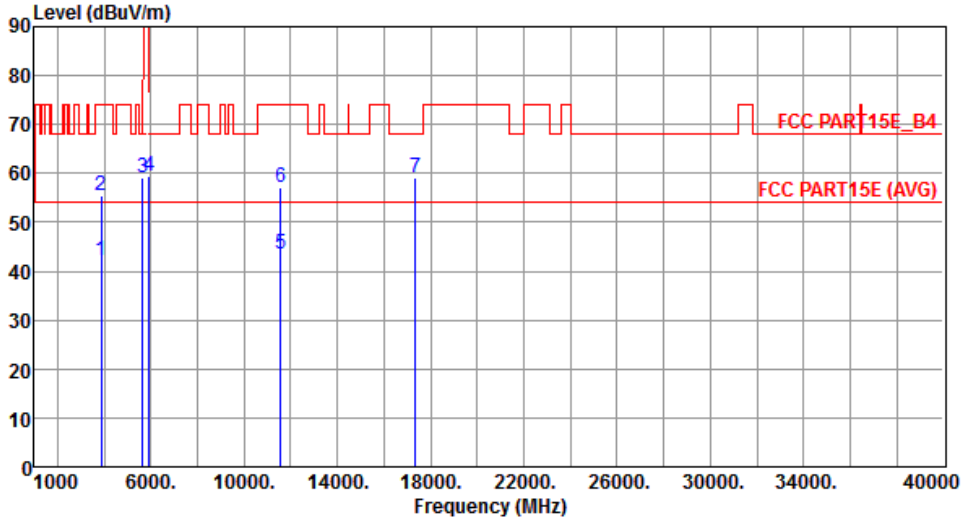

	Freq. MHz	Emission level dBuV/m	Limit dBuV/m	Margin dB	SA reading dBuV	Factor dB	Remark	ANT High cm	Turn Table deg
1	3856.66	42.30	54.00	-11.70	40.25	2.05	Average	158	34
2	3856.66	55.36	74.00	-18.64	53.31	2.05	Peak	158	34
3	5650.00	59.00	68.20	-9.20	53.31	5.69	Peak	158	57
4	5925.00	59.52	68.20	-8.68	53.43	6.09	Peak	158	57
5	11570.00	43.50	54.00	-10.50	28.90	14.60	Average	100	250
6	11570.00	56.98	74.00	-17.02	42.38	14.60	Peak	100	250
7	17355.00	58.97	68.20	-9.23	41.42	17.55	Peak	100	168

Note 1: Emission Level (dBuV/m) = SA Reading (dBuV/m) + Factor* (dB)
*Factor includes antenna factor , cable loss and amplifier gain
Note 2: Margin (dB) = Emission level (dBuV/m) – Limit (dBuV/m).

Modulation	11a	Test Freq. (MHz)	5785
Polarization	Vertical		

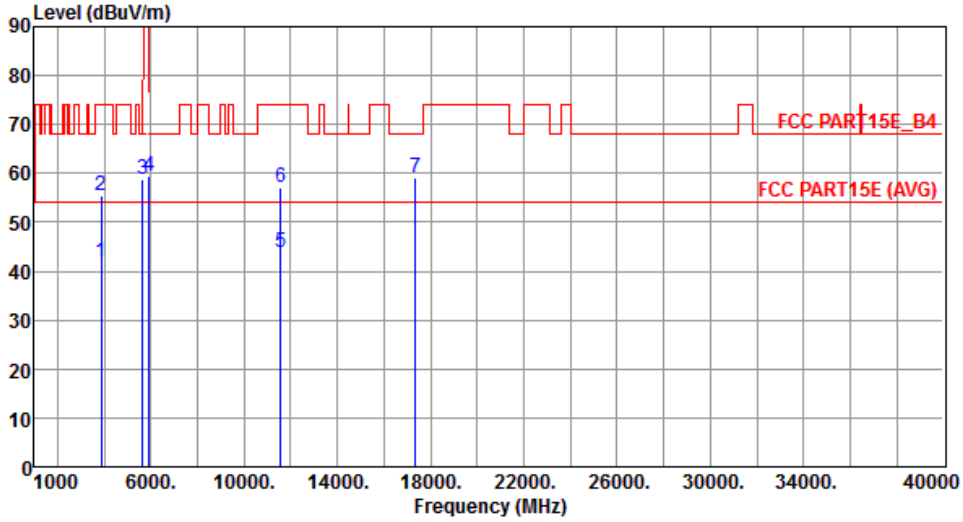

	Freq. MHz	Emission level dBuV/m	Limit dBuV/m	Margin dB	SA reading dBuV	Factor dB	Remark	ANT High cm	Turn Table deg
1	3856.66	41.96	54.00	-12.04	39.91	2.05	Average	100	173
2	3856.66	55.31	74.00	-18.69	53.26	2.05	Peak	100	173
3	5650.00	58.84	68.20	-9.36	53.15	5.69	Peak	292	96
4	5925.00	59.39	68.20	-8.81	53.30	6.09	Peak	292	96
5	11570.00	43.79	54.00	-10.21	29.19	14.60	Average	100	254
6	11570.00	57.11	74.00	-16.89	42.51	14.60	Peak	100	254
7	17355.00	59.05	68.20	-9.15	41.50	17.55	Peak	100	358

Note 1: Emission Level (dBuV/m) = SA Reading (dBuV/m) + Factor* (dB)
*Factor includes antenna factor , cable loss and amplifier gain
Note 2: Margin (dB) = Emission level (dBuV/m) – Limit (dBuV/m).

Modulation	11a	Test Freq. (MHz)	5825
Polarization	Horizontal		

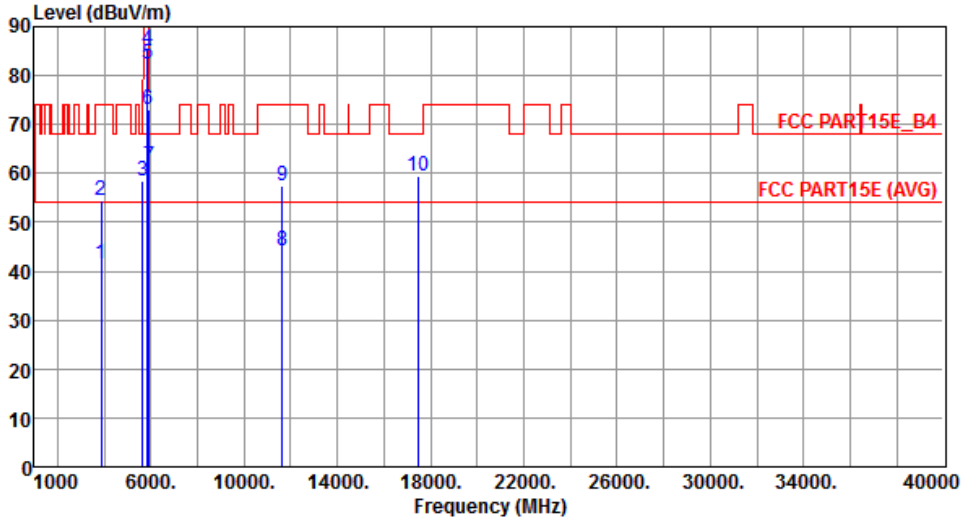

	Freq. MHz	Emission level dBuV/m	Limit dBuV/m	Margin dB	SA reading dBuV	Factor dB	Remark	ANT High cm	Turn Table deg
1	3883.33	41.49	54.00	-12.51	39.35	2.14	Average	100	145
2	3883.33	54.42	74.00	-19.58	52.28	2.14	Peak	100	145
3	5650.00	58.52	68.20	-9.68	52.83	5.69	Peak	164	53
4	5850.00	85.39	122.20	-36.81	79.40	5.99	Peak	164	53
5	5855.00	82.34	110.80	-28.46	76.34	6.00	Peak	164	53
6	5875.00	73.15	105.20	-32.05	67.13	6.02	Peak	164	53
7	5925.00	61.52	68.20	-6.68	55.43	6.09	Peak	164	53
8	11650.00	44.05	54.00	-9.95	29.61	14.44	Average	175	304
9	11650.00	57.58	74.00	-16.42	43.14	14.44	Peak	175	304
10	17475.00	59.35	68.20	-8.85	41.31	18.04	Peak	100	144

Note 1: Emission Level (dBuV/m) = SA Reading (dBuV/m) + Factor* (dB)
*Factor includes antenna factor , cable loss and amplifier gain
Note 2: Margin (dB) = Emission level (dBuV/m) – Limit (dBuV/m).

Modulation	11a	Test Freq. (MHz)	5825
Polarization	Vertical		

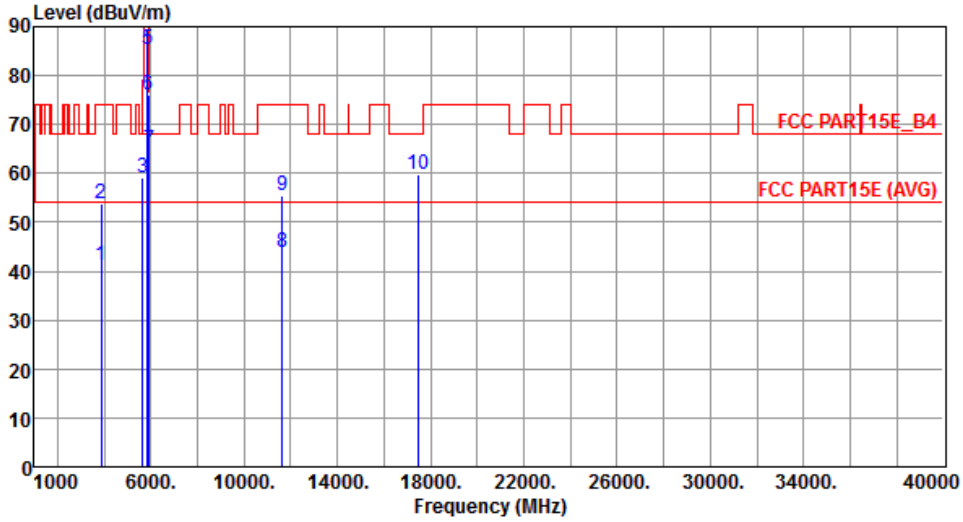

	Freq. MHz	Emission level dBuV/m	Limit dBuV/m	Margin dB	SA reading dBuV	Factor dB	Remark	ANT High cm	Turn Table deg
1	3883.33	41.35	54.00	-12.65	39.21	2.14	Average	155	353
2	3883.33	53.75	74.00	-20.25	51.61	2.14	Peak	155	353
3	5650.00	59.02	68.20	-9.18	53.33	5.69	Peak	292	94
4	5850.00	89.55	122.20	-32.65	83.56	5.99	Peak	292	94
5	5855.00	85.49	110.80	-25.31	79.49	6.00	Peak	292	94
6	5875.00	75.89	105.20	-29.31	69.87	6.02	Peak	292	94
7	5925.00	64.78	68.20	-3.42	58.69	6.09	Peak	292	94
8	11650.00	43.89	54.00	-10.11	29.45	14.44	Average	100	260
9	11650.00	55.43	74.00	-18.57	40.99	14.44	Peak	100	260
10	17475.00	59.65	68.20	-8.55	41.61	18.04	Peak	100	143

Note 1: Emission Level (dBuV/m) = SA Reading (dBuV/m) + Factor* (dB)
*Factor includes antenna factor , cable loss and amplifier gain
Note 2: Margin (dB) = Emission level (dBuV/m) – Limit (dBuV/m).

3.5.16 Transmitter Radiated Unwanted Emissions (Above 1GHz) for VHT20

Modulation	VHT20	**Test Freq. (MHz)**	5180
Polarization	Horizontal		

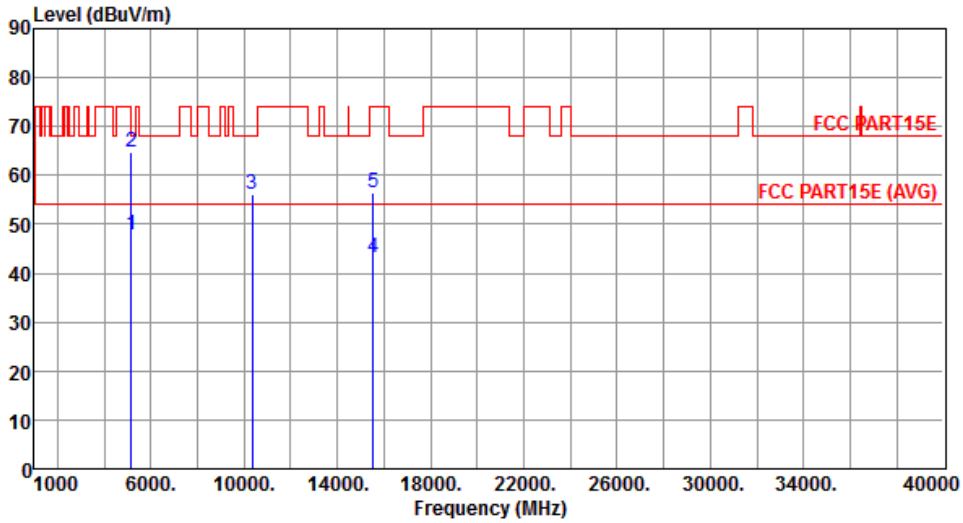

	Freq. MHz	Emission level dBuV/m	Limit dBuV/m	Margin dB	SA reading dBuV	Factor dB	Remark	ANT High cm	Turn Table deg
1	5150.00	47.73	54.00	-6.27	42.71	5.02	Average	133	324
2	5150.00	64.87	74.00	-9.13	59.85	5.02	Peak	133	324
3	10360.00	56.19	68.20	-12.01	42.45	13.74	Peak	175	25
4	15540.00	43.13	54.00	-10.87	28.16	14.97	Average	162	321
5	15540.00	56.50	74.00	-17.50	41.53	14.97	Peak	162	321

Note 1: Emission Level (dBuV/m) = SA Reading (dBuV/m) + Factor* (dB)
*Factor includes antenna factor , cable loss and amplifier gain
Note 2: Margin (dB) = Emission level (dBuV/m) – Limit (dBuV/m).

Modulation	VHT20	Test Freq. (MHz)	5180
Polarization	Vertical		

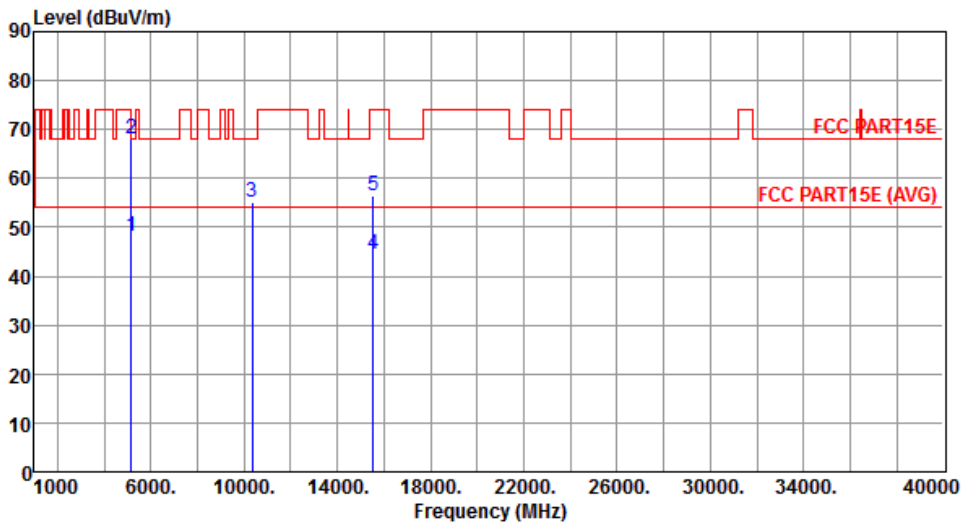

	Freq. MHz	Emission level dBuV/m	Limit dBuV/m	Margin dB	SA reading dBuV	Factor dB	Remark	ANT High cm	Turn Table deg
1	5150.00	48.28	54.00	-5.72	43.26	5.02	Average	261	91
2	5150.00	68.00	74.00	-6.00	62.98	5.02	Peak	261	91
3	10360.00	55.23	68.20	-12.97	41.49	13.74	Peak	181	249
4	15540.00	44.40	54.00	-9.60	29.43	14.97	Average	160	319
5	15540.00	56.45	74.00	-17.55	41.48	14.97	Peak	160	319

Note 1: Emission Level (dBuV/m) = SA Reading (dBuV/m) + Factor* (dB)
*Factor includes antenna factor , cable loss and amplifier gain
Note 2: Margin (dB) = Emission level (dBuV/m) – Limit (dBuV/m).

Modulation	VHT20	Test Freq. (MHz)	5200
Polarization	Horizontal		

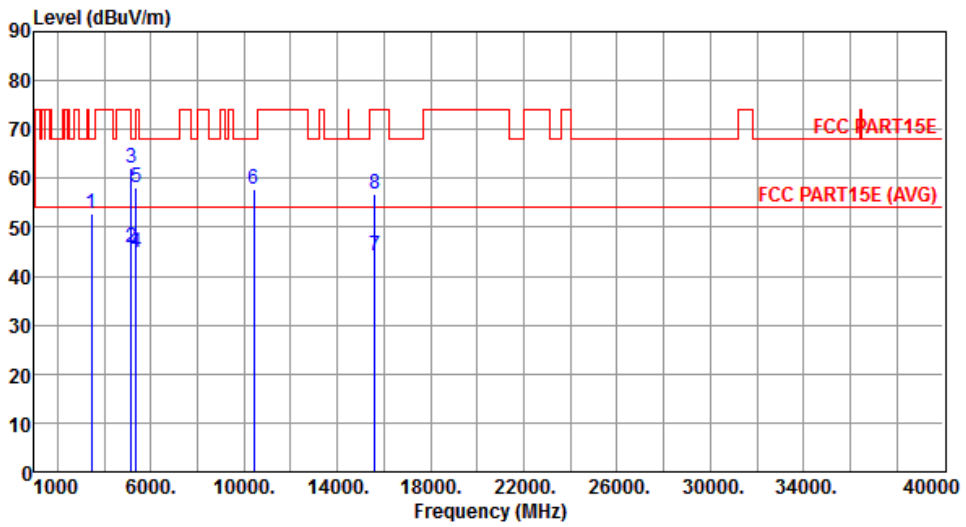

	Freq. MHz	Emission level dBuV/m	Limit dBuV/m	Margin dB	SA reading dBuV	Factor dB	Remark	ANT High cm	Turn Table deg
1	3466.66	52.86	68.20	-15.34	52.00	0.86	Peak	100	153
2	5150.00	45.94	54.00	-8.06	40.92	5.02	Average	141	325
3	5150.00	62.18	74.00	-11.82	57.16	5.02	Peak	141	325
4	5350.00	44.73	54.00	-9.27	39.42	5.31	Average	141	325
5	5350.00	58.25	74.00	-15.75	52.94	5.31	Peak	141	325
6	10400.00	57.95	68.20	-10.25	44.18	13.77	Peak	184	26
7	15600.00	44.26	54.00	-9.74	29.32	14.94	Average	171	319
8	15600.00	56.94	74.00	-17.06	42.00	14.94	Peak	171	319

Note 1: Emission Level (dBuV/m) = SA Reading (dBuV/m) + Factor* (dB)
*Factor includes antenna factor , cable loss and amplifier gain
Note 2: Margin (dB) = Emission level (dBuV/m) – Limit (dBuV/m).

Modulation	VHT20	Test Freq. (MHz)	5200
Polarization	Vertical		

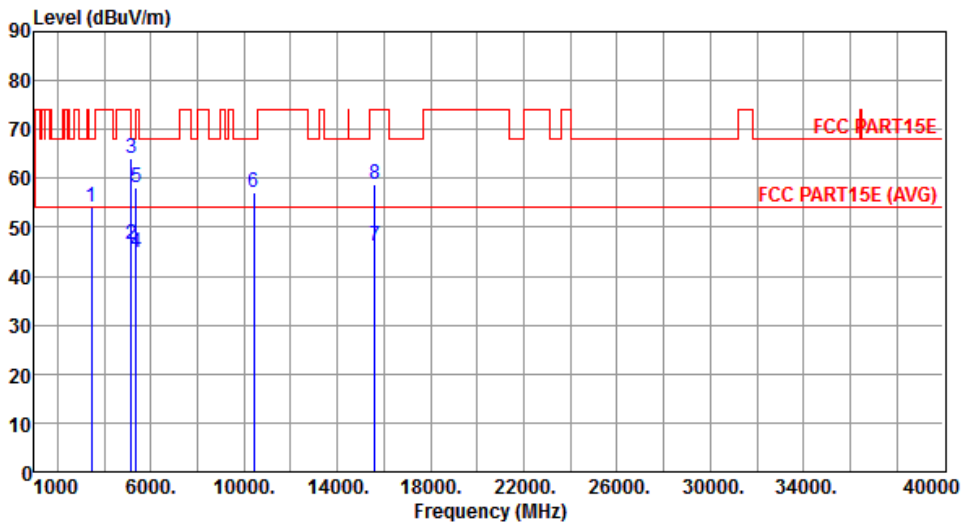

	Freq. MHz	Emission level dBuV/m	Limit dBuV/m	Margin dB	SA reading dBuV	Factor dB	Remark	ANT High cm	Turn Table deg
1	3466.66	54.01	68.20	-14.19	53.15	0.86	Peak	100	173
2	5150.00	46.37	54.00	-7.63	41.35	5.02	Average	262	94
3	5150.00	64.25	74.00	-9.75	59.23	5.02	Peak	262	94
4	5350.00	44.93	54.00	-9.07	39.62	5.31	Average	262	94
5	5350.00	58.23	74.00	-15.77	52.92	5.31	Peak	262	94
6	10400.00	57.13	68.20	-11.07	43.36	13.77	Peak	167	250
7	15600.00	46.28	54.00	-7.72	31.34	14.94	Average	162	321
8	15600.00	58.63	74.00	-15.37	43.69	14.94	Peak	162	321

Note 1: Emission Level (dBuV/m) = SA Reading (dBuV/m) + Factor* (dB)
*Factor includes antenna factor , cable loss and amplifier gain
Note 2: Margin (dB) = Emission level (dBuV/m) – Limit (dBuV/m).

Modulation	VHT20	Test Freq. (MHz)	5240
Polarization	Horizontal		

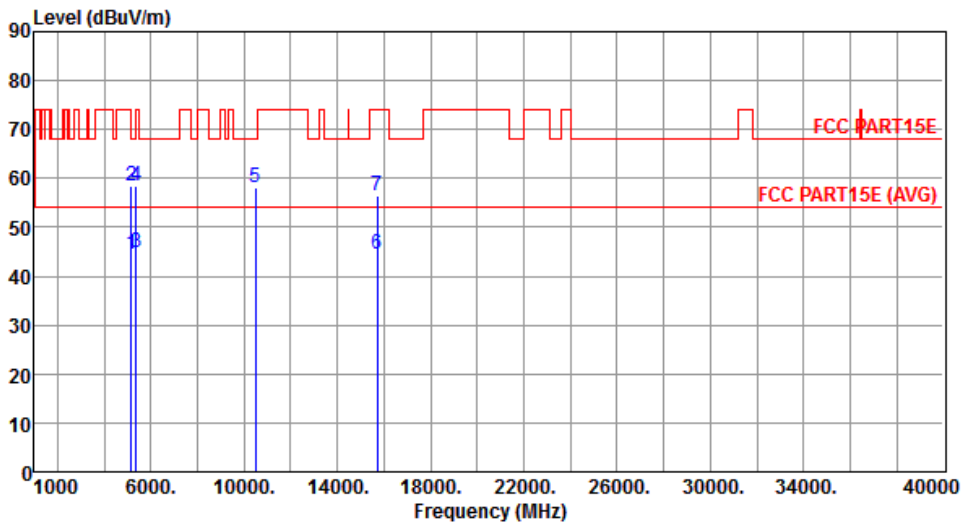

	Freq. MHz	Emission level dBuV/m	Limit dBuV/m	Margin dB	SA reading dBuV	Factor dB	Remark	ANT High cm	Turn Table deg
1	5150.00	44.40	54.00	-9.60	39.38	5.02	Average	143	324
2	5150.00	58.54	74.00	-15.46	53.52	5.02	Peak	143	324
3	5350.00	44.96	54.00	-9.04	39.65	5.31	Average	143	324
4	5350.00	58.56	74.00	-15.44	53.25	5.31	Peak	143	324
5	10480.00	58.22	68.20	-9.98	44.41	13.81	Peak	143	35
6	15720.00	44.58	54.00	-9.42	29.67	14.91	Average	171	289
7	15720.00	56.59	74.00	-17.41	41.68	14.91	Peak	171	289

Note 1: Emission Level (dBuV/m) = SA Reading (dBuV/m) + Factor* (dB)
*Factor includes antenna factor , cable loss and amplifier gain
Note 2: Margin (dB) = Emission level (dBuV/m) – Limit (dBuV/m).

Modulation	VHT20	Test Freq. (MHz)	5240
Polarization	Vertical		

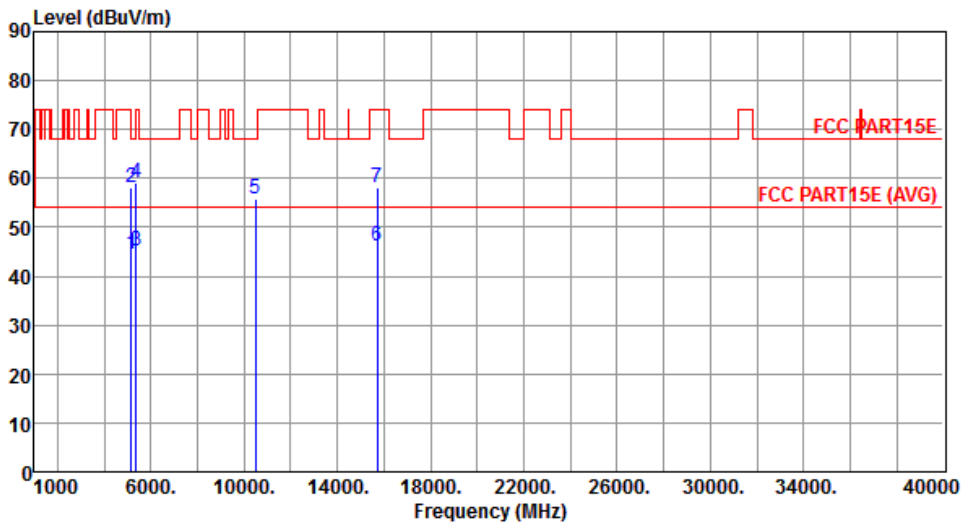

	Freq. MHz	Emission level dBuV/m	Limit dBuV/m	Margin dB	SA reading dBuV	Factor dB	Remark	ANT High cm	Turn Table deg
1	5150.00	44.48	54.00	-9.52	39.46	5.02	Average	258	93
2	5150.00	57.97	74.00	-16.03	52.95	5.02	Peak	258	93
3	5350.00	45.30	54.00	-8.70	39.99	5.31	Average	258	93
4	5350.00	59.19	74.00	-14.81	53.88	5.31	Peak	258	93
5	10480.00	55.92	68.20	-12.28	42.11	13.81	Peak	173	247
6	15720.00	46.02	54.00	-7.98	31.11	14.91	Average	166	318
7	15720.00	58.26	74.00	-15.74	43.35	14.91	Peak	166	318

Note 1: Emission Level (dBuV/m) = SA Reading (dBuV/m) + Factor* (dB)
*Factor includes antenna factor , cable loss and amplifier gain
Note 2: Margin (dB) = Emission level (dBuV/m) – Limit (dBuV/m).

Modulation	VHT20	Test Freq. (MHz)	5260
Polarization	Horizontal		

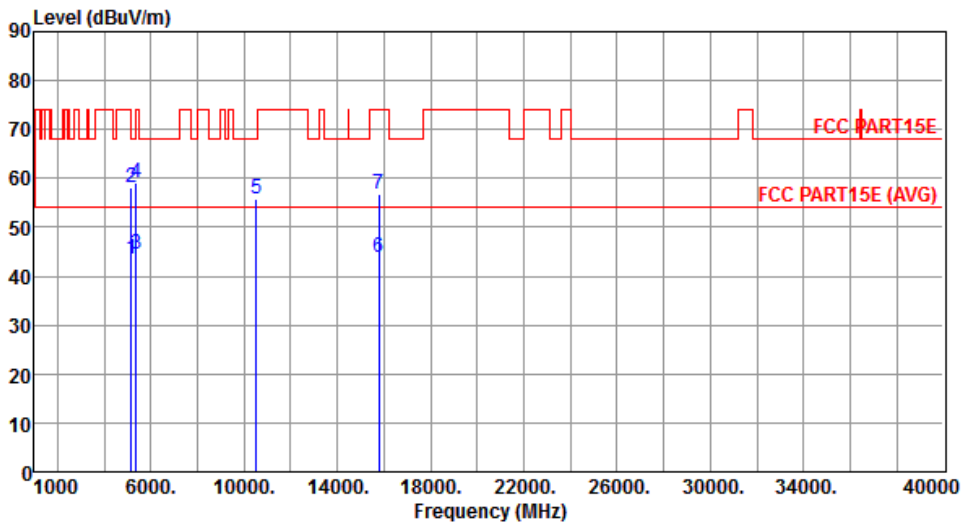

	Freq. MHz	Emission level dBuV/m	Limit dBuV/m	Margin dB	SA reading dBuV	Factor dB	Remark	ANT High cm	Turn Table deg
1	5150.00	43.65	54.00	-10.35	38.63	5.02	Average	217	324
2	5150.00	58.05	74.00	-15.95	53.03	5.02	Peak	217	324
3	5350.00	44.59	54.00	-9.41	39.28	5.31	Average	217	324
4	5350.00	58.99	74.00	-15.01	53.68	5.31	Peak	217	324
5	10520.00	55.83	68.20	-12.37	41.99	13.84	Peak	207	35
6	15780.00	43.92	54.00	-10.08	29.05	14.87	Average	196	46
7	15780.00	56.63	74.00	-17.37	41.76	14.87	Peak	196	46

Note 1: Emission Level (dBuV/m) = SA Reading (dBuV/m) + Factor* (dB)
*Factor includes antenna factor , cable loss and amplifier gain
Note 2: Margin (dB) = Emission level (dBuV/m) – Limit (dBuV/m).

Modulation	VHT20	Test Freq. (MHz)	5260
Polarization	Vertical		

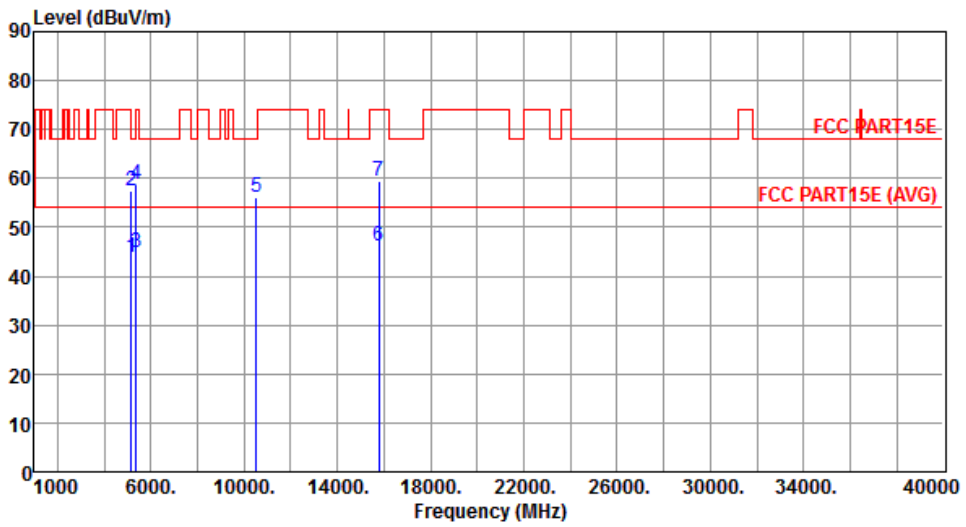

	Freq. MHz	Emission level dBuV/m	Limit dBuV/m	Margin dB	SA reading dBuV	Factor dB	Remark	ANT High cm	Turn Table deg
1	5150.00	43.77	54.00	-10.23	38.75	5.02	Average	255	93
2	5150.00	57.47	74.00	-16.53	52.45	5.02	Peak	255	93
3	5350.00	44.78	54.00	-9.22	39.47	5.31	Average	255	93
4	5350.00	58.64	74.00	-15.36	53.33	5.31	Peak	255	93
5	10520.00	56.13	68.20	-12.07	42.29	13.84	Peak	106	245
6	15780.00	46.06	54.00	-7.94	31.19	14.87	Average	126	333
7	15780.00	59.34	74.00	-14.66	44.47	14.87	Peak	126	333

Note 1: Emission Level (dBuV/m) = SA Reading (dBuV/m) + Factor* (dB)
*Factor includes antenna factor , cable loss and amplifier gain
Note 2: Margin (dB) = Emission level (dBuV/m) – Limit (dBuV/m).

Modulation	VHT20	Test Freq. (MHz)	5300
Polarization	Horizontal		

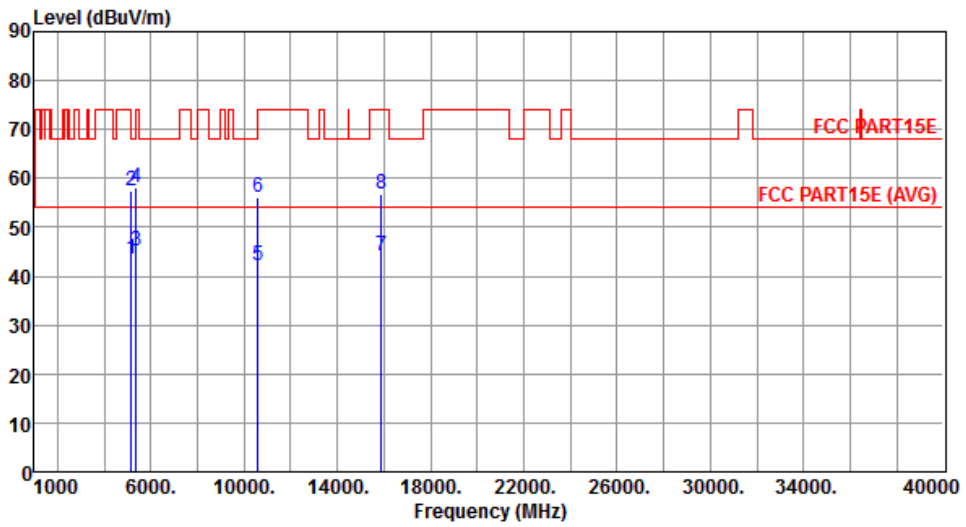

	Freq. MHz	Emission level dBuV/m	Limit dBuV/m	Margin dB	SA reading dBuV	Factor dB	Remark	ANT High cm	Turn Table deg
1	5150.00	43.61	54.00	-10.39	38.59	5.02	Average	223	325
2	5150.00	57.38	74.00	-16.62	52.36	5.02	Peak	223	325
3	5350.00	45.07	54.00	-8.93	39.76	5.31	Average	223	325
4	5350.00	58.24	74.00	-15.76	52.93	5.31	Peak	223	325
5	10600.00	42.31	54.00	-11.69	28.39	13.92	Average	248	68
6	10600.00	56.11	74.00	-17.89	42.19	13.92	Peak	248	68
7	15900.00	44.19	54.00	-9.81	29.35	14.84	Average	202	45
8	15900.00	56.63	74.00	-17.37	41.79	14.84	Peak	202	45

Note 1: Emission Level (dBuV/m) = SA Reading (dBuV/m) + Factor* (dB)
*Factor includes antenna factor , cable loss and amplifier gain
Note 2: Margin (dB) = Emission level (dBuV/m) – Limit (dBuV/m).

Modulation	VHT20	Test Freq. (MHz)	5300
Polarization	Vertical		

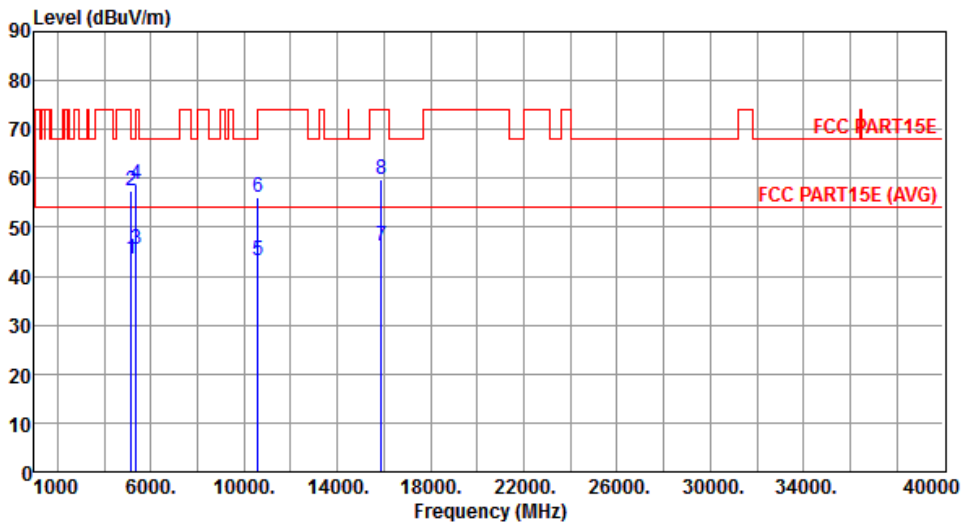

	Freq. MHz	Emission level dBuV/m	Limit dBuV/m	Margin dB	SA reading dBuV	Factor dB	Remark	ANT High cm	Turn Table deg
1	5150.00	43.65	54.00	-10.35	38.63	5.02	Average	319	94
2	5150.00	57.36	74.00	-16.64	52.34	5.02	Peak	319	94
3	5350.00	45.40	54.00	-8.60	40.09	5.31	Average	319	94
4	5350.00	58.76	74.00	-15.24	53.45	5.31	Peak	319	94
5	10600.00	43.19	54.00	-10.81	29.27	13.92	Average	211	253
6	10600.00	56.08	74.00	-17.92	42.16	13.92	Peak	211	253
7	15900.00	46.29	54.00	-7.71	31.45	14.84	Average	133	327
8	15900.00	59.62	74.00	-14.38	44.78	14.84	Peak	133	327

Note 1: Emission Level (dBuV/m) = SA Reading (dBuV/m) + Factor* (dB)
*Factor includes antenna factor , cable loss and amplifier gain
Note 2: Margin (dB) = Emission level (dBuV/m) – Limit (dBuV/m).

Modulation	VHT20	Test Freq. (MHz)	5320
Polarization	Horizontal		

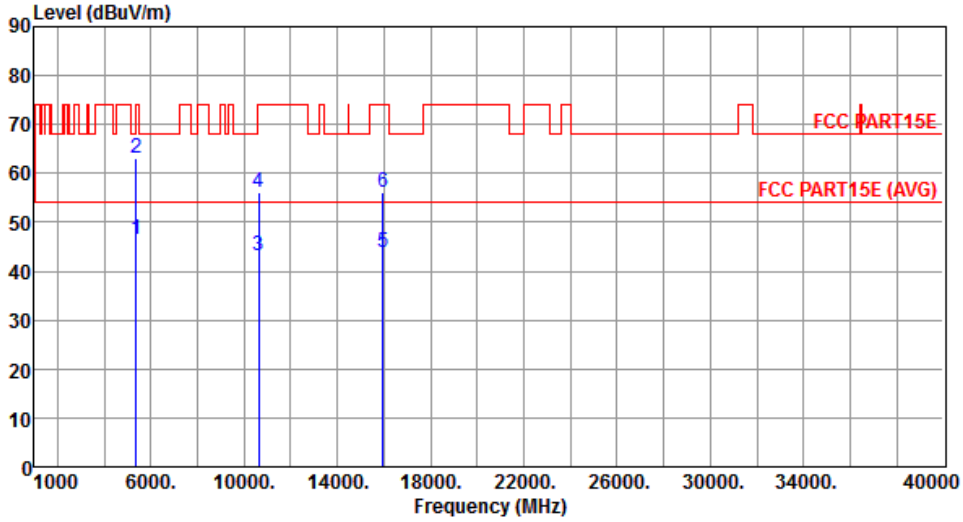

	Freq. MHz	Emission level dBuV/m	Limit dBuV/m	Margin dB	SA reading dBuV	Factor dB	Remark	ANT High cm	Turn Table deg
1	5350.00	46.41	54.00	-7.59	41.10	5.31	Average	130	324
2	5350.00	63.07	74.00	-10.93	57.76	5.31	Peak	130	324
3	10640.00	43.06	54.00	-10.94	29.10	13.96	Average	233	54
4	10640.00	55.96	74.00	-18.04	42.00	13.96	Peak	233	54
5	15960.00	43.84	54.00	-10.16	29.03	14.81	Average	208	46
6	15960.00	56.18	74.00	-17.82	41.37	14.81	Peak	208	46

Note 1: Emission Level (dBuV/m) = SA Reading (dBuV/m) + Factor* (dB)
*Factor includes antenna factor , cable loss and amplifier gain
Note 2: Margin (dB) = Emission level (dBuV/m) – Limit (dBuV/m).

Modulation	VHT20	Test Freq. (MHz)	5320
Polarization	Vertical		

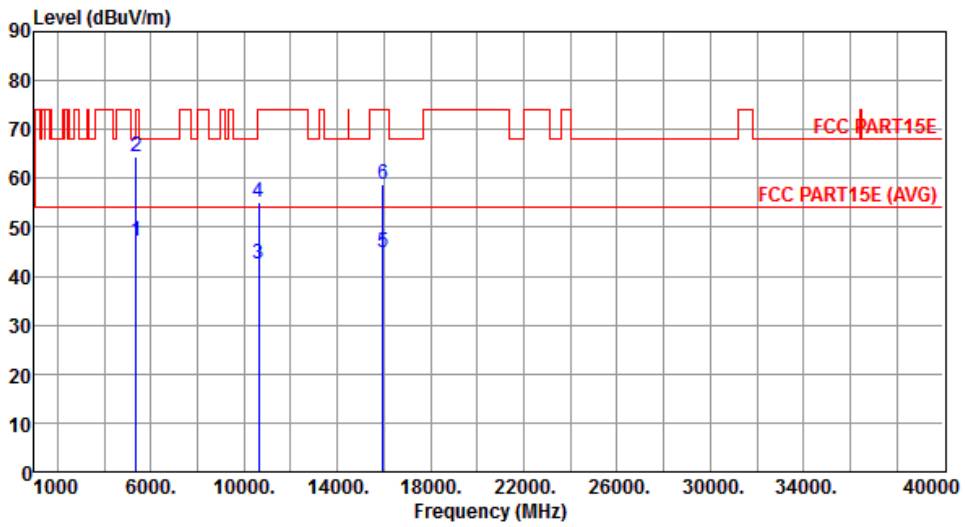

	Freq. MHz	Emission level dBuV/m	Limit dBuV/m	Margin dB	SA reading dBuV	Factor dB	Remark	ANT High cm	Turn Table deg
1	5350.00	47.05	54.00	-6.95	41.74	5.31	Average	317	93
2	5350.00	64.42	74.00	-9.58	59.11	5.31	Peak	317	93
3	10640.00	42.53	54.00	-11.47	28.57	13.96	Average	116	242
4	10640.00	55.28	74.00	-18.72	41.32	13.96	Peak	116	242
5	15960.00	44.92	54.00	-9.08	30.11	14.81	Average	136	247
6	15960.00	58.82	74.00	-15.18	44.01	14.81	Peak	136	247

Note 1: Emission Level (dBuV/m) = SA Reading (dBuV/m) + Factor* (dB)
*Factor includes antenna factor , cable loss and amplifier gain
Note 2: Margin (dB) = Emission level (dBuV/m) – Limit (dBuV/m).

Modulation	VHT20	Test Freq. (MHz)	5500
Polarization	Horizontal		

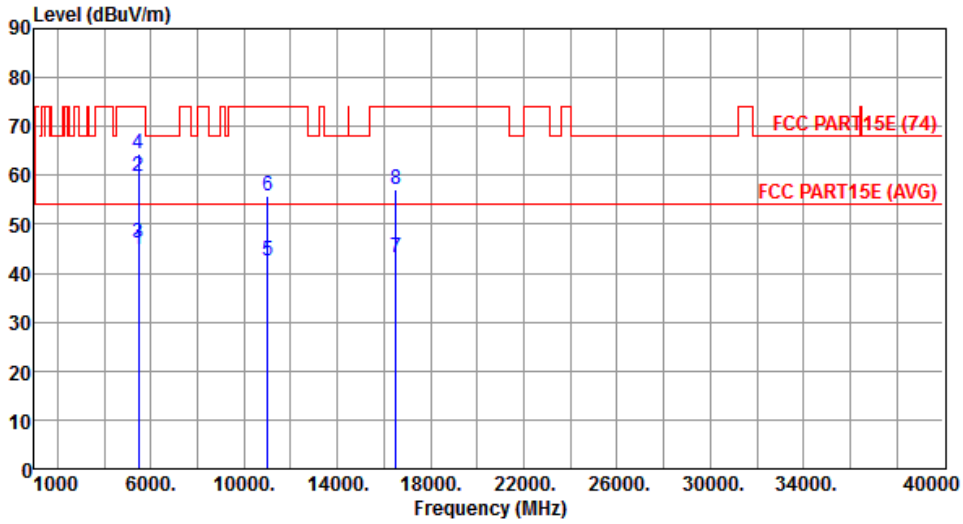

	Freq. MHz	Emission level dBuV/m	Limit dBuV/m	Margin dB	SA reading dBuV	Factor dB	Remark	ANT High cm	Turn Table deg
1	5460.00	44.75	54.00	-9.25	39.29	5.46	Average	152	56
2	5460.00	59.71	74.00	-14.29	54.25	5.46	Peak	152	56
3	5470.00	46.00	54.00	-8.00	40.53	5.47	Average	152	56
4	5470.00	64.56	74.00	-9.44	59.09	5.47	Peak	152	56
5	11000.00	42.63	54.00	-11.37	28.33	14.30	Average	192	31
6	11000.00	55.74	74.00	-18.26	41.44	14.30	Peak	192	31
7	16500.00	43.28	54.00	-10.72	27.44	15.84	Average	100	310
8	16500.00	57.27	74.00	-16.73	41.43	15.84	Peak	100	310

Note 1: Emission Level (dBuV/m) = SA Reading (dBuV/m) + Factor* (dB)
*Factor includes antenna factor , cable loss and amplifier gain
Note 2: Margin (dB) = Emission level (dBuV/m) – Limit (dBuV/m).

Modulation	VHT20	Test Freq. (MHz)	5500
Polarization	Vertical		

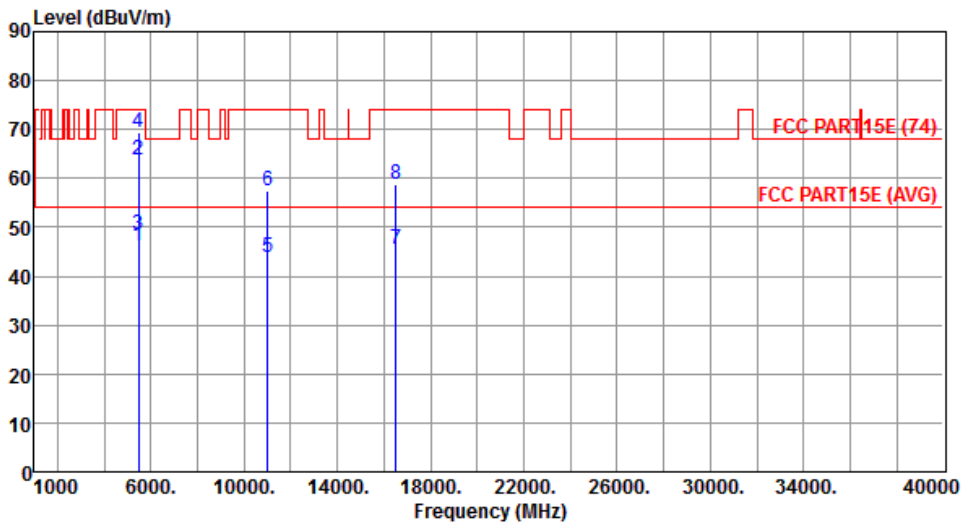

	Freq. MHz	Emission level dBuV/m	Limit dBuV/m	Margin dB	SA reading dBuV	Factor dB	Remark	ANT High cm	Turn Table deg
1	5460.00	46.21	54.00	-7.79	40.75	5.46	Average	303	95
2	5460.00	63.67	74.00	-10.33	58.21	5.46	Peak	303	95
3	5470.00	48.47	54.00	-5.53	43.00	5.47	Average	303	95
4	5470.00	69.55	74.00	-4.45	64.08	5.47	Peak	303	95
5	11000.00	43.71	54.00	-10.29	29.41	14.30	Average	100	236
6	11000.00	57.58	74.00	-16.42	43.28	14.30	Peak	100	236
7	16500.00	45.52	54.00	-8.48	29.68	15.84	Average	100	252
8	16500.00	58.82	74.00	-15.18	42.98	15.84	Peak	100	252

Note 1: Emission Level (dBuV/m) = SA Reading (dBuV/m) + Factor* (dB)
*Factor includes antenna factor , cable loss and amplifier gain
Note 2: Margin (dB) = Emission level (dBuV/m) – Limit (dBuV/m).

Modulation	VHT20	Test Freq. (MHz)	5580
Polarization	Horizontal		

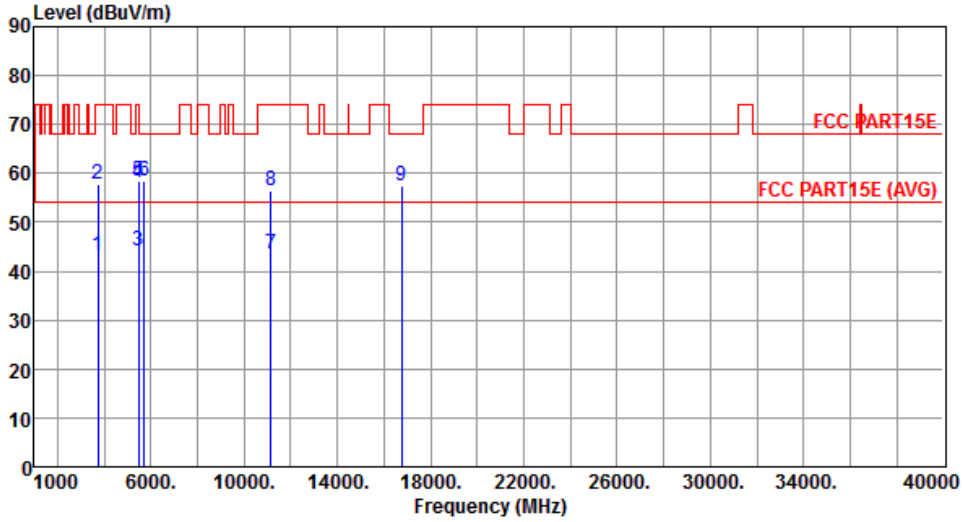

	Freq. MHz	Emission level dBuV/m	Limit dBuV/m	Margin dB	SA reading dBuV	Factor dB	Remark	ANT High cm	Turn Table deg
1	3720.00	43.30	54.00	-10.70	41.70	1.60	Average	156	21
2	3720.00	57.68	74.00	-16.32	56.08	1.60	Peak	156	21
3	5460.00	44.31	54.00	-9.69	38.85	5.46	Average	151	44
4	5460.00	58.23	74.00	-15.77	52.77	5.46	Peak	151	44
5	5470.00	58.30	68.20	-9.90	52.83	5.47	Peak	151	44
6	5725.00	58.52	68.20	-9.68	52.71	5.81	Peak	151	44
7	11160.00	43.66	54.00	-10.34	29.22	14.44	Average	210	23
8	11160.00	56.52	74.00	-17.48	42.08	14.44	Peak	210	23
9	16740.00	57.41	68.20	-10.79	41.44	15.97	Peak	100	334

Note 1: Emission Level (dBuV/m) = SA Reading (dBuV/m) + Factor* (dB)
*Factor includes antenna factor , cable loss and amplifier gain
Note 2: Margin (dB) = Emission level (dBuV/m) – Limit (dBuV/m).

Modulation	VHT20	Test Freq. (MHz)	5580
Polarization	Vertical		

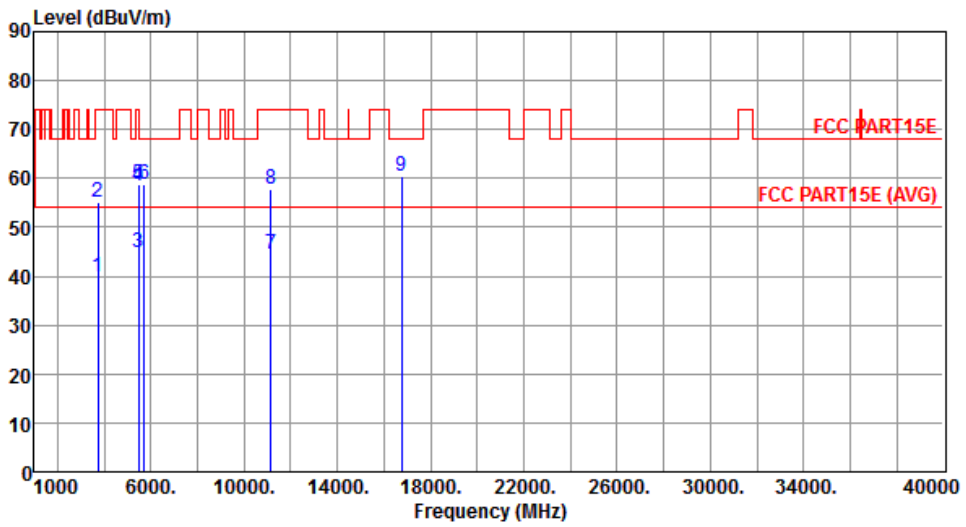

	Freq. MHz	Emission level dBuV/m	Limit dBuV/m	Margin dB	SA reading dBuV	Factor dB	Remark	ANT High cm	Turn Table deg
1	3720.00	39.88	54.00	-14.12	38.28	1.60	Average	117	341
2	3720.00	55.21	74.00	-18.79	53.61	1.60	Peak	117	341
3	5460.00	44.92	54.00	-9.08	39.46	5.46	Average	305	93
4	5460.00	58.50	74.00	-15.50	53.04	5.46	Peak	305	93
5	5470.00	58.94	68.20	-9.26	53.47	5.47	Peak	305	93
6	5725.00	58.83	68.20	-9.37	53.02	5.81	Peak	305	93
7	11160.00	44.63	54.00	-9.37	30.19	14.44	Average	100	247
8	11160.00	57.76	74.00	-16.24	43.32	14.44	Peak	100	247
9	16740.00	60.29	68.20	-7.91	44.32	15.97	Peak	100	265

Note 1: Emission Level (dBuV/m) = SA Reading (dBuV/m) + Factor* (dB)
*Factor includes antenna factor , cable loss and amplifier gain
Note 2: Margin (dB) = Emission level (dBuV/m) – Limit (dBuV/m).

Modulation	VHT20	Test Freq. (MHz)	5700
Polarization	Horizontal		

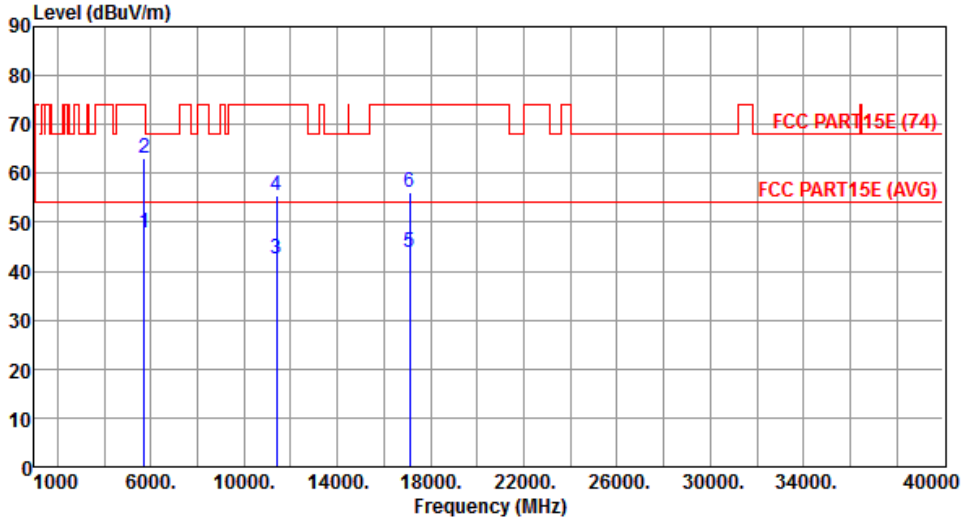

	Freq. MHz	Emission level dBuV/m	Limit dBuV/m	Margin dB	SA reading dBuV	Factor dB	Remark	ANT High cm	Turn Table deg
1	5725.00	47.92	54.00	-6.08	42.11	5.81	Average	151	52
2	5725.00	63.01	74.00	-10.99	57.20	5.81	Peak	151	52
3	11400.00	42.46	54.00	-11.54	27.81	14.65	Average	191	36
4	11400.00	55.51	74.00	-18.49	40.86	14.65	Peak	191	36
5	17100.00	43.95	54.00	-10.05	27.44	16.51	Average	100	322
6	17100.00	56.19	74.00	-17.81	39.68	16.51	Peak	100	322

Note 1: Emission Level (dBuV/m) = SA Reading (dBuV/m) + Factor* (dB)
*Factor includes antenna factor , cable loss and amplifier gain
Note 2: Margin (dB) = Emission level (dBuV/m) – Limit (dBuV/m).

Modulation	VHT20	Test Freq. (MHz)	5700
Polarization	Vertical		

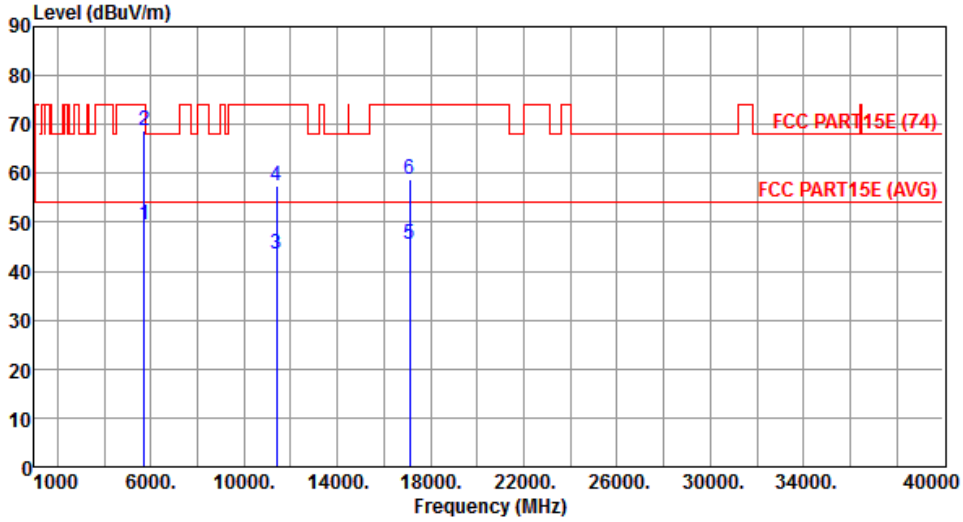

	Freq. MHz	Emission level dBuV/m	Limit dBuV/m	Margin dB	SA reading dBuV	Factor dB	Remark	ANT High cm	Turn Table deg
1	5725.00	49.52	54.00	-4.48	43.71	5.81	Average	303	94
2	5725.00	68.78	74.00	-5.22	62.97	5.81	Peak	303	94
3	11400.00	43.58	54.00	-10.42	28.93	14.65	Average	100	262
4	11400.00	57.58	74.00	-16.42	42.93	14.65	Peak	100	262
5	17100.00	45.34	54.00	-8.66	28.83	16.51	Average	100	269
6	17100.00	58.63	74.00	-15.37	42.12	16.51	Peak	100	269

Note 1: Emission Level (dBuV/m) = SA Reading (dBuV/m) + Factor* (dB)
*Factor includes antenna factor , cable loss and amplifier gain
Note 2: Margin (dB) = Emission level (dBuV/m) – Limit (dBuV/m).

Modulation	VHT20	Test Freq. (MHz)	5720
Polarization	Horizontal		

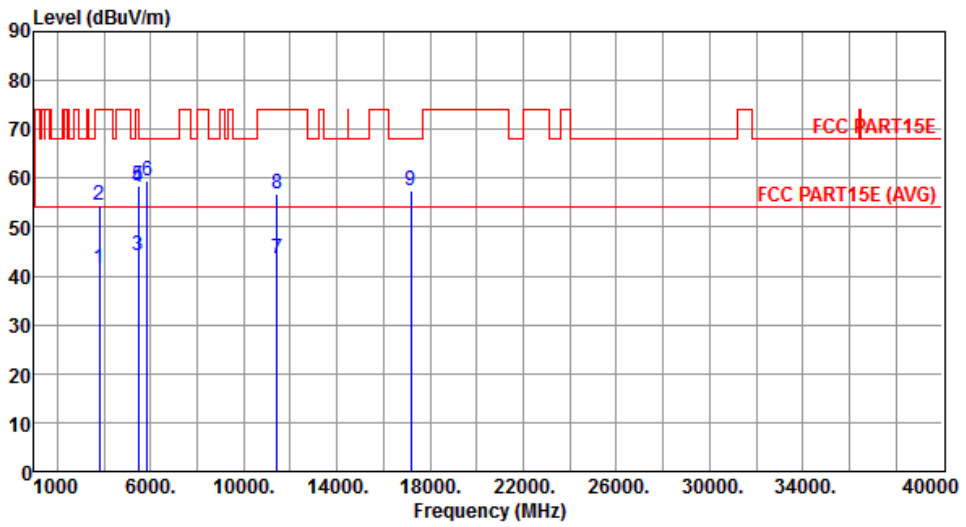

	Freq. MHz	Emission level dBuV/m	Limit dBuV/m	Margin dB	SA reading dBuV	Factor dB	Remark	ANT High cm	Turn Table deg
1	3813.33	41.39	54.00	-12.61	39.49	1.90	Average	175	16
2	3813.33	54.63	74.00	-19.37	52.73	1.90	Peak	175	16
3	5460.00	44.31	54.00	-9.69	38.85	5.46	Average	148	55
4	5460.00	58.13	74.00	-15.87	52.67	5.46	Peak	148	55
5	5470.00	58.51	68.20	-9.69	53.04	5.47	Peak	148	55
6	5850.00	59.37	68.20	-8.83	53.38	5.99	Peak	148	55
7	11440.00	43.52	54.00	-10.48	28.83	14.69	Average	214	17
8	11440.00	56.68	74.00	-17.32	41.99	14.69	Peak	214	17
9	17160.00	57.59	68.20	-10.61	40.83	16.76	Peak	100	337

Note 1: Emission Level (dBuV/m) = SA Reading (dBuV/m) + Factor* (dB)
*Factor includes antenna factor , cable loss and amplifier gain
Note 2: Margin (dB) = Emission level (dBuV/m) – Limit (dBuV/m).

Modulation	VHT20	Test Freq. (MHz)	5720
Polarization	Vertical		

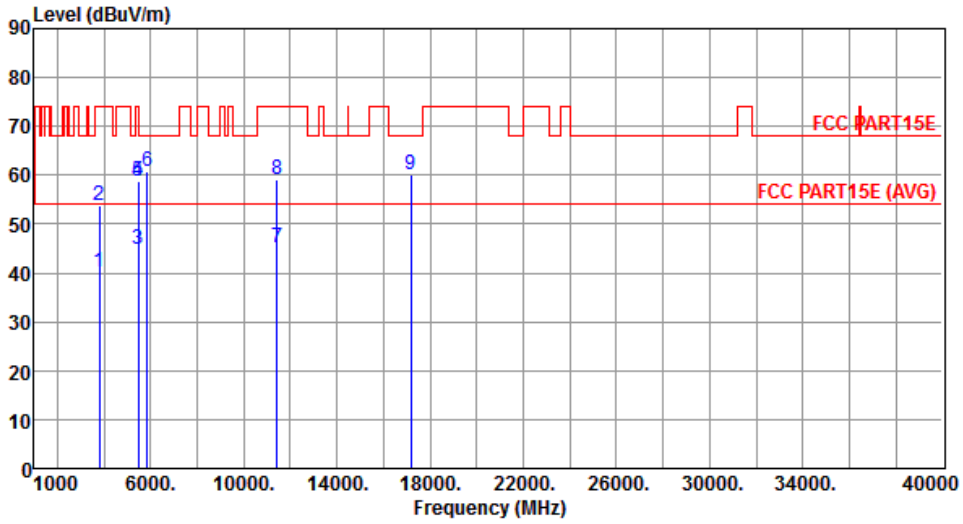

	Freq. MHz	Emission level dBuV/m	Limit dBuV/m	Margin dB	SA reading dBuV	Factor dB	Remark	ANT High cm	Turn Table deg
1	3813.33	40.32	54.00	-13.68	38.42	1.90	Average	110	333
2	3813.33	53.75	74.00	-20.25	51.85	1.90	Peak	110	333
3	5460.00	44.98	54.00	-9.02	39.52	5.46	Average	300	90
4	5460.00	58.92	74.00	-15.08	53.46	5.46	Peak	300	90
5	5470.00	58.91	68.20	-9.29	53.44	5.47	Peak	300	90
6	5850.00	60.74	68.20	-7.46	54.75	5.99	Peak	300	90
7	11440.00	45.11	54.00	-8.89	30.42	14.69	Average	100	260
8	11440.00	58.97	74.00	-15.03	44.28	14.69	Peak	100	260
9	17160.00	60.21	68.20	-7.99	43.45	16.76	Peak	100	248

Note 1: Emission Level (dBuV/m) = SA Reading (dBuV/m) + Factor* (dB)
*Factor includes antenna factor , cable loss and amplifier gain
Note 2: Margin (dB) = Emission level (dBuV/m) – Limit (dBuV/m).

Modulation	VHT20	Test Freq. (MHz)	5745
Polarization	Horizontal		

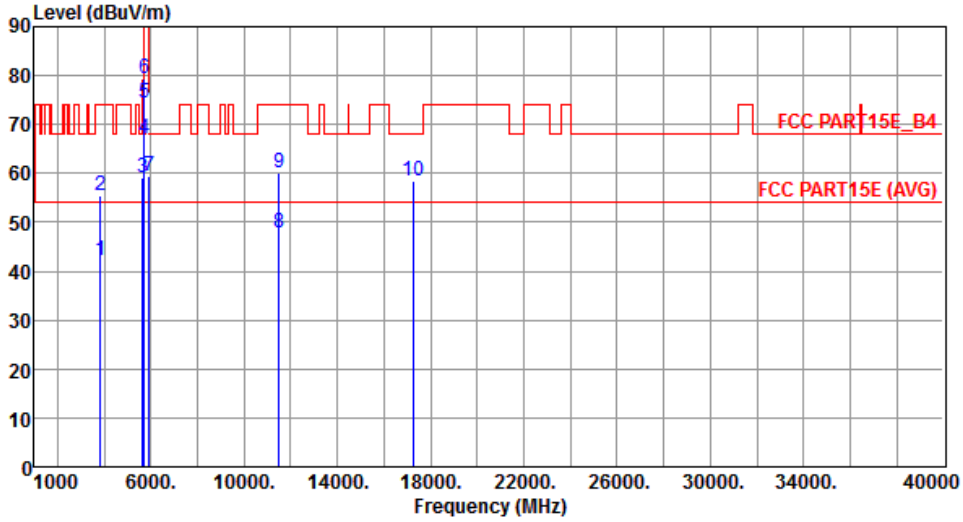

	Freq. MHz	Emission level dBuV/m	Limit dBuV/m	Margin dB	SA reading dBuV	Factor dB	Remark	ANT High cm	Turn Table deg
1	3830.00	42.26	54.00	-11.74	40.30	1.96	Average	201	330
2	3830.00	55.30	74.00	-18.70	53.34	1.96	Peak	201	330
3	5650.00	59.01	68.20	-9.19	53.32	5.69	Peak	150	61
4	5700.00	67.22	105.20	-37.98	61.45	5.77	Peak	150	61
5	5720.00	74.52	110.80	-36.28	68.73	5.79	Peak	150	61
6	5725.00	79.21	122.20	-42.99	73.40	5.81	Peak	150	61
7	5925.00	59.54	68.20	-8.66	53.45	6.09	Peak	150	61
8	11490.00	47.82	54.00	-6.18	33.09	14.73	Average	172	298
9	11490.00	60.14	74.00	-13.86	45.41	14.73	Peak	172	298
10	17235.00	58.33	68.20	-9.87	41.26	17.07	Peak	168	36

Note 1: Emission Level (dBuV/m) = SA Reading (dBuV/m) + Factor* (dB)
*Factor includes antenna factor , cable loss and amplifier gain
Note 2: Margin (dB) = Emission level (dBuV/m) – Limit (dBuV/m).

Modulation	VHT20	Test Freq. (MHz)	5745
Polarization	Vertical		

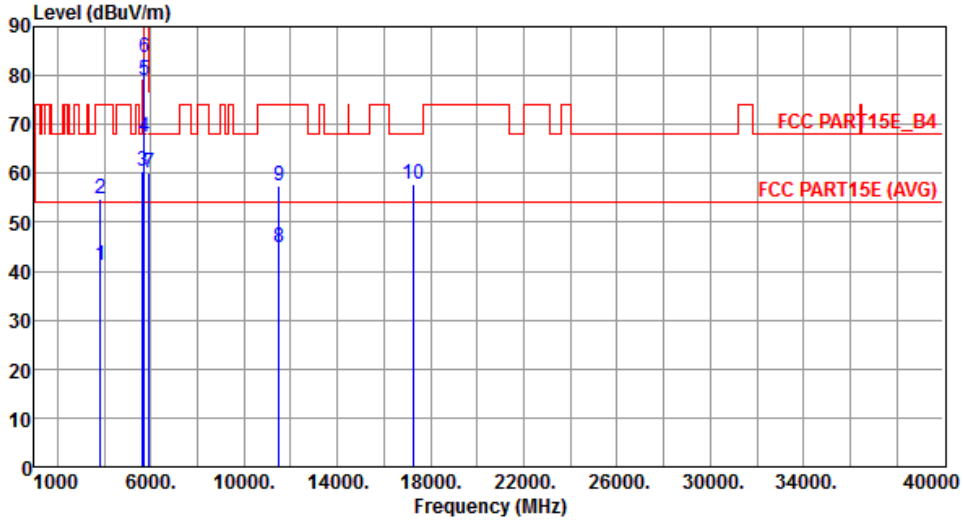

	Freq. MHz	Emission level dBuV/m	Limit dBuV/m	Margin dB	SA reading dBuV	Factor dB	Remark	ANT High cm	Turn Table deg
1	3830.00	41.02	54.00	-12.98	39.06	1.96	Average	158	138
2	3830.00	54.72	74.00	-19.28	52.76	1.96	Peak	158	138
3	5650.00	60.37	68.20	-7.83	54.68	5.69	Peak	298	92
4	5700.00	67.43	105.20	-37.77	61.66	5.77	Peak	298	92
5	5720.00	79.08	110.80	-31.72	73.29	5.79	Peak	298	92
6	5725.00	83.83	122.20	-38.37	78.02	5.81	Peak	298	92
7	5925.00	59.99	68.20	-8.21	53.90	6.09	Peak	298	92
8	11490.00	44.69	54.00	-9.31	29.96	14.73	Average	176	333
9	11490.00	57.48	74.00	-16.52	42.75	14.73	Peak	176	333
10	17235.00	57.92	68.20	-10.28	40.85	17.07	Peak	170	341

Note 1: Emission Level (dBuV/m) = SA Reading (dBuV/m) + Factor* (dB)
*Factor includes antenna factor , cable loss and amplifier gain
Note 2: Margin (dB) = Emission level (dBuV/m) – Limit (dBuV/m).

Modulation	VHT20	Test Freq. (MHz)	5785
Polarization	Horizontal		

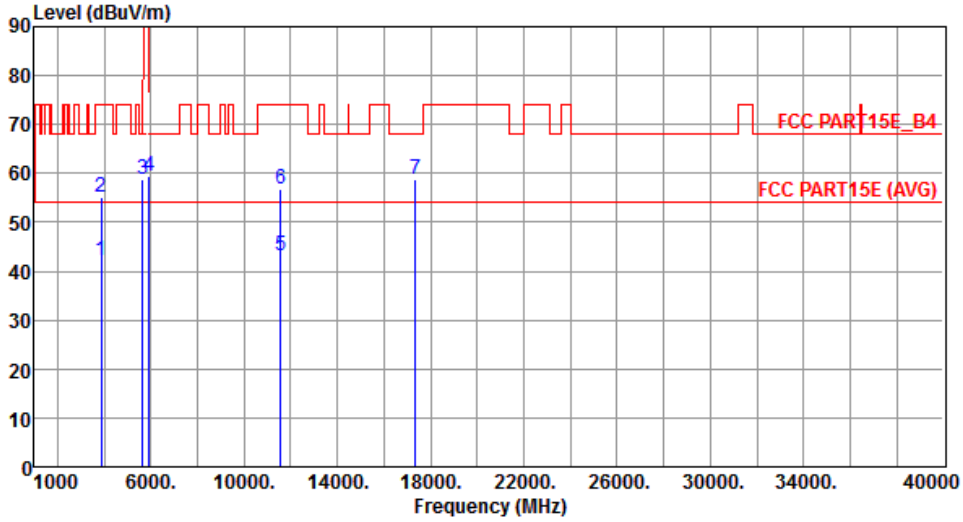

	Freq. MHz	Emission level dBuV/m	Limit dBuV/m	Margin dB	SA reading dBuV	Factor dB	Remark	ANT High cm	Turn Table deg
1	3856.66	42.21	54.00	-11.79	40.16	2.05	Average	152	32
2	3856.66	55.18	74.00	-18.82	53.13	2.05	Peak	152	32
3	5650.00	58.90	68.20	-9.30	53.21	5.69	Peak	154	49
4	5925.00	59.57	68.20	-8.63	53.48	6.09	Peak	154	49
5	11570.00	43.20	54.00	-10.80	28.60	14.60	Average	100	244
6	11570.00	56.68	74.00	-17.32	42.08	14.60	Peak	100	244
7	17355.00	58.66	68.20	-9.54	41.11	17.55	Peak	100	175

Note 1: Emission Level (dBuV/m) = SA Reading (dBuV/m) + Factor* (dB)
*Factor includes antenna factor , cable loss and amplifier gain
Note 2: Margin (dB) = Emission level (dBuV/m) – Limit (dBuV/m).

Modulation	VHT20	Test Freq. (MHz)	5785
Polarization	Vertical		

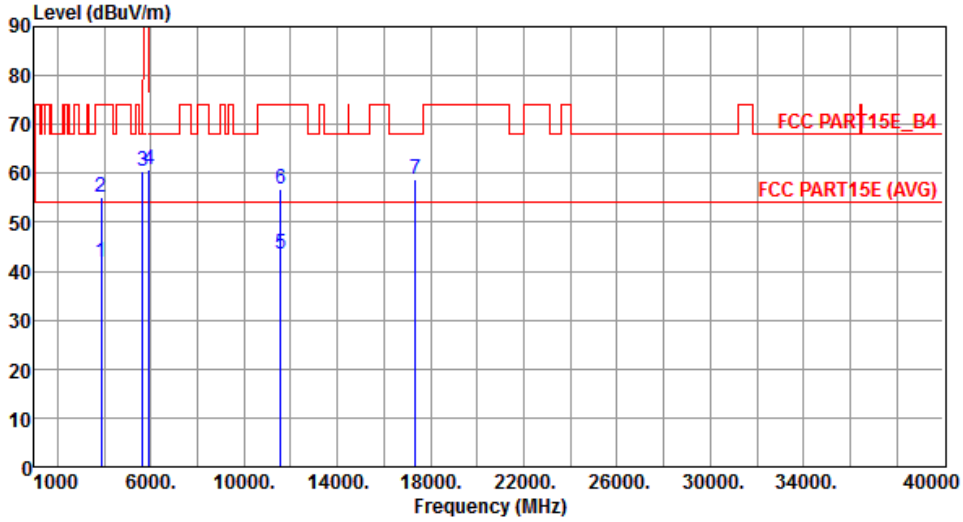

	Freq. MHz	Emission level dBuV/m	Limit dBuV/m	Margin dB	SA reading dBuV	Factor dB	Remark	ANT High cm	Turn Table deg
1	3856.66	41.75	54.00	-12.25	39.70	2.05	Average	100	168
2	3856.66	55.16	74.00	-18.84	53.11	2.05	Peak	100	168
3	5650.00	60.32	68.20	-7.88	54.63	5.69	Peak	297	92
4	5925.00	60.84	68.20	-7.36	54.75	6.09	Peak	297	92
5	11570.00	43.52	54.00	-10.48	28.92	14.60	Average	100	263
6	11570.00	56.91	74.00	-17.09	42.31	14.60	Peak	100	263
7	17355.00	58.83	68.20	-9.37	41.28	17.55	Peak	100	364

Note 1: Emission Level (dBuV/m) = SA Reading (dBuV/m) + Factor* (dB)
*Factor includes antenna factor , cable loss and amplifier gain
Note 2: Margin (dB) = Emission level (dBuV/m) – Limit (dBuV/m).

Modulation	VHT20	Test Freq. (MHz)	5825
Polarization	Horizontal		

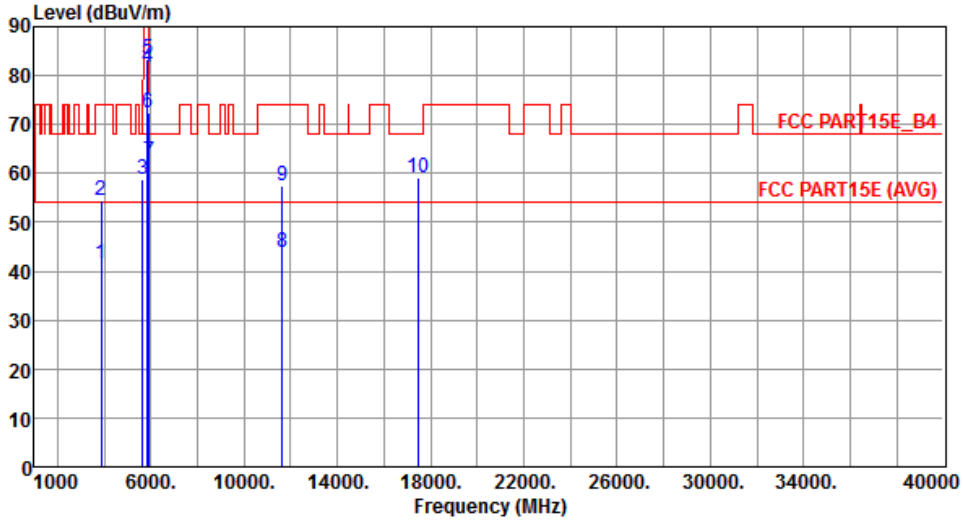

	Freq. MHz	Emission level dBuV/m	Limit dBuV/m	Margin dB	SA reading dBuV	Factor dB	Remark	ANT High cm	Turn Table deg
1	3883.33	41.56	54.00	-12.44	39.42	2.14	Average	100	152
2	3883.33	54.52	74.00	-19.48	52.38	2.14	Peak	100	152
3	5650.00	58.65	68.20	-9.55	52.96	5.69	Peak	152	49
4	5850.00	81.64	122.20	-40.56	75.65	5.99	Peak	152	49
5	5855.00	83.24	110.80	-27.56	77.24	6.00	Peak	152	49
6	5875.00	72.44	105.20	-32.76	66.42	6.02	Peak	152	49
7	5925.00	62.50	68.20	-5.70	56.41	6.09	Peak	152	49
8	11650.00	43.92	54.00	-10.08	29.48	14.44	Average	171	301
9	11650.00	57.43	74.00	-16.57	42.99	14.44	Peak	171	301
10	17475.00	59.22	68.20	-8.98	41.18	18.04	Peak	100	156

Note 1: Emission Level (dBuV/m) = SA Reading (dBuV/m) + Factor* (dB)
*Factor includes antenna factor , cable loss and amplifier gain
Note 2: Margin (dB) = Emission level (dBuV/m) – Limit (dBuV/m).

Modulation	VHT20	Test Freq. (MHz)	5825
Polarization	Vertical		

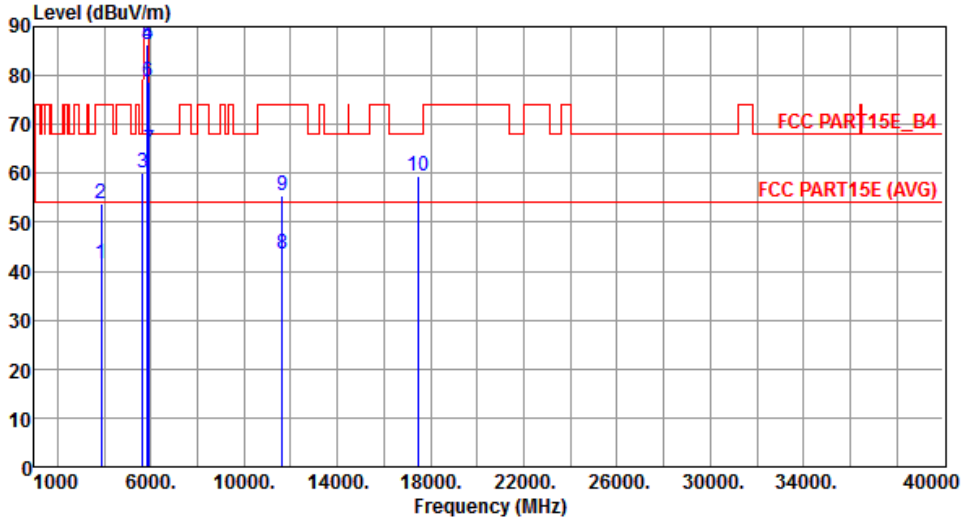

	Freq. MHz	Emission level dBuV/m	Limit dBuV/m	Margin dB	SA reading dBuV	Factor dB	Remark	ANT High cm	Turn Table deg
1	3883.33	41.41	54.00	-12.59	39.27	2.14	Average	161	348
2	3883.33	53.82	74.00	-20.18	51.68	2.14	Peak	161	348
3	5650.00	59.96	68.20	-8.24	54.27	5.69	Peak	292	91
4	5850.00	86.33	122.20	-35.87	80.34	5.99	Peak	292	91
5	5855.00	86.34	110.80	-24.46	80.34	6.00	Peak	292	91
6	5875.00	78.80	105.20	-26.40	72.78	6.02	Peak	292	91
7	5925.00	64.86	68.20	-3.34	58.77	6.09	Peak	292	91
8	11650.00	43.63	54.00	-10.37	29.19	14.44	Average	100	254
9	11650.00	55.32	74.00	-18.68	40.88	14.44	Peak	100	254
10	17475.00	59.51	68.20	-8.69	41.47	18.04	Peak	100	138

Note 1: Emission Level (dBuV/m) = SA Reading (dBuV/m) + Factor* (dB)
*Factor includes antenna factor , cable loss and amplifier gain
Note 2: Margin (dB) = Emission level (dBuV/m) – Limit (dBuV/m).

3.5.17 Transmitter Radiated Unwanted Emissions (Above 1GHz) for VHT40

Modulation	VHT40	**Test Freq. (MHz)**	5190
Polarization	Horizontal		

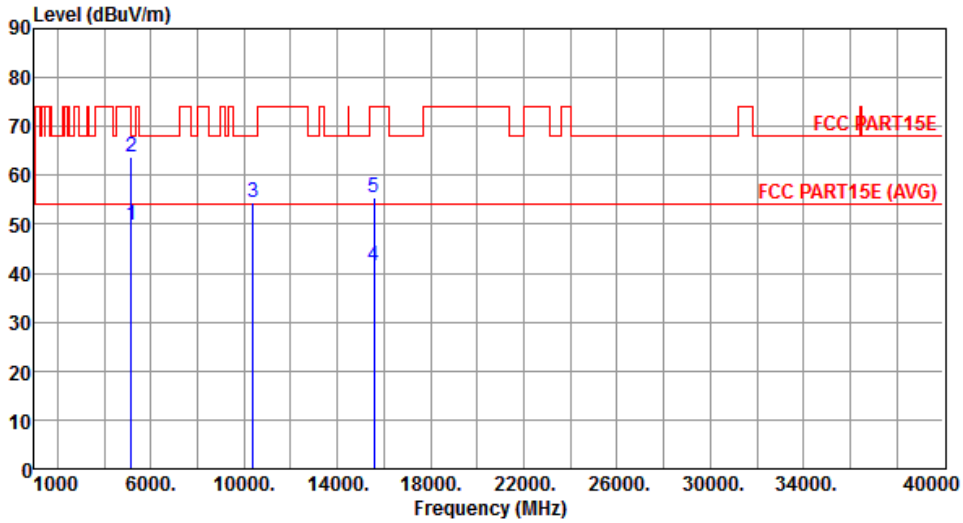

	Freq. MHz	Emission level dBuV/m	Limit dBuV/m	Margin dB	SA reading dBuV	Factor dB	Remark	ANT High cm	Turn Table deg
1	5150.00	49.96	54.00	-4.04	44.94	5.02	Average	145	319
2	5150.00	63.62	74.00	-10.38	58.60	5.02	Peak	145	319
3	10380.00	54.39	68.20	-13.81	40.64	13.75	Peak	100	325
4	15570.00	41.52	54.00	-12.48	26.56	14.96	Average	100	352
5	15570.00	55.31	74.00	-18.69	40.35	14.96	Peak	100	352

Note 1: Emission Level (dBuV/m) = SA Reading (dBuV/m) + Factor* (dB)
*Factor includes antenna factor , cable loss and amplifier gain
Note 2: Margin (dB) = Emission level (dBuV/m) – Limit (dBuV/m).

Modulation	VHT40	Test Freq. (MHz)	5190
Polarization	Vertical		

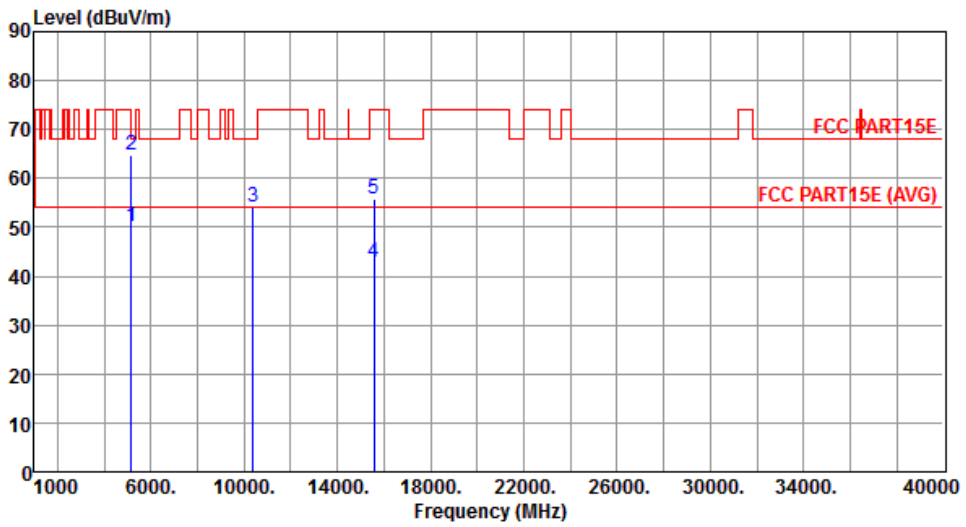

	Freq. MHz	Emission level dBuV/m	Limit dBuV/m	Margin dB	SA reading dBuV	Factor dB	Remark	ANT High cm	Turn Table deg
1	5150.00	50.02	54.00	-3.98	45.00	5.02	Average	259	92
2	5150.00	64.84	74.00	-9.16	59.82	5.02	Peak	259	92
3	10380.00	54.09	68.20	-14.11	40.34	13.75	Peak	134	356
4	15570.00	42.77	54.00	-11.23	27.81	14.96	Average	162	336
5	15570.00	55.63	74.00	-18.37	40.67	14.96	Peak	162	336

Note 1: Emission Level (dBuV/m) = SA Reading (dBuV/m) + Factor* (dB)
*Factor includes antenna factor , cable loss and amplifier gain
Note 2: Margin (dB) = Emission level (dBuV/m) – Limit (dBuV/m).

Modulation	VHT40	Test Freq. (MHz)	5230
Polarization	Horizontal		

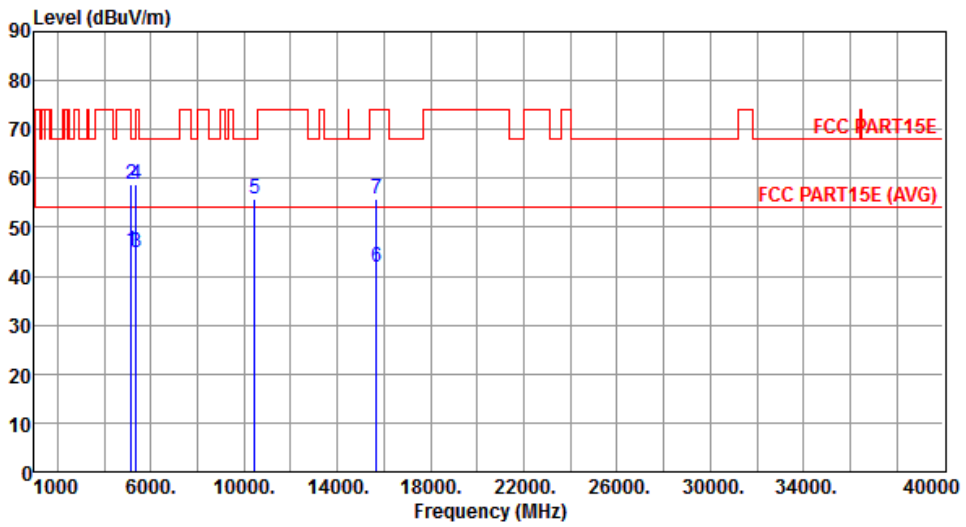

	Freq. MHz	Emission level dBuV/m	Limit dBuV/m	Margin dB	SA reading dBuV	Factor dB	Remark	ANT High cm	Turn Table deg
1	5150.00	45.32	54.00	-8.68	40.30	5.02	Average	140	322
2	5150.00	58.93	74.00	-15.07	53.91	5.02	Peak	140	322
3	5350.00	44.71	54.00	-9.29	39.40	5.31	Average	140	322
4	5350.00	58.71	74.00	-15.29	53.40	5.31	Peak	140	322
5	10460.00	55.67	68.20	-12.53	41.88	13.79	Peak	100	321
6	15690.00	41.76	54.00	-12.24	26.84	14.92	Average	100	342
7	15690.00	55.69	74.00	-18.31	40.77	14.92	Peak	100	342

Note 1: Emission Level (dBuV/m) = SA Reading (dBuV/m) + Factor* (dB)
*Factor includes antenna factor , cable loss and amplifier gain
Note 2: Margin (dB) = Emission level (dBuV/m) – Limit (dBuV/m).

Modulation	VHT40	Test Freq. (MHz)	5230
Polarization	Vertical		

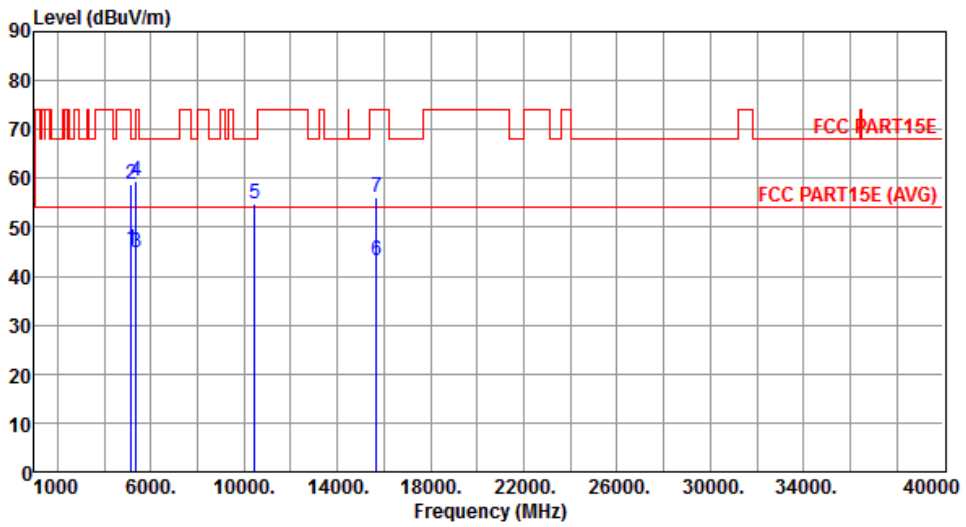

	Freq. MHz	Emission level dBuV/m	Limit dBuV/m	Margin dB	SA reading dBuV	Factor dB	Remark	ANT High cm	Turn Table deg
1	5150.00	45.44	54.00	-8.56	40.42	5.02	Average	258	93
2	5150.00	58.71	74.00	-15.29	53.69	5.02	Peak	258	93
3	5350.00	44.94	54.00	-9.06	39.63	5.31	Average	258	93
4	5350.00	59.39	74.00	-14.61	54.08	5.31	Peak	258	93
5	10460.00	54.75	68.20	-13.45	40.96	13.79	Peak	136	252
6	15690.00	43.29	54.00	-10.71	28.37	14.92	Average	167	330
7	15690.00	56.04	74.00	-17.96	41.12	14.92	Peak	167	330

Note 1: Emission Level (dBuV/m) = SA Reading (dBuV/m) + Factor* (dB)
*Factor includes antenna factor , cable loss and amplifier gain
Note 2: Margin (dB) = Emission level (dBuV/m) – Limit (dBuV/m).

Modulation	VHT40	Test Freq. (MHz)	5270
Polarization	Horizontal		

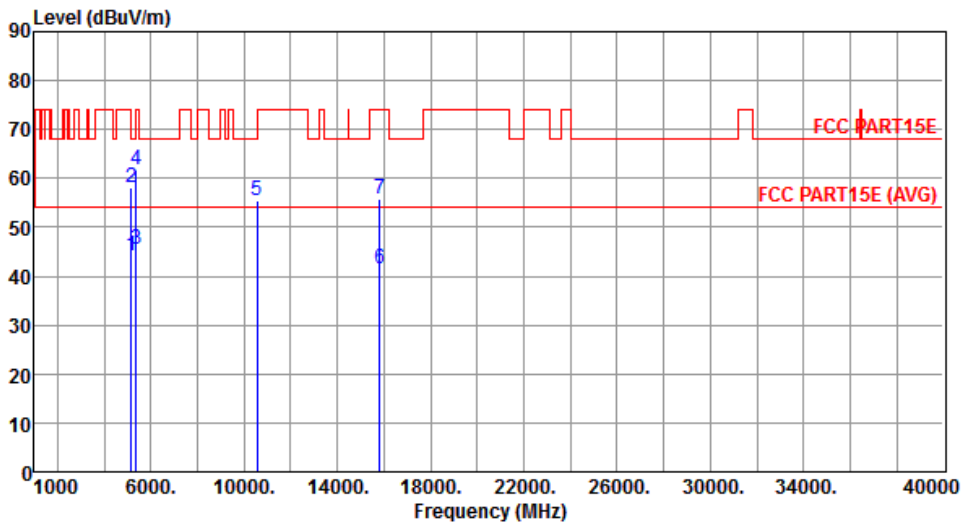

	Freq. MHz	Emission level dBuV/m	Limit dBuV/m	Margin dB	SA reading dBuV	Factor dB	Remark	ANT High cm	Turn Table deg
1	5150.00	44.12	54.00	-9.88	39.10	5.02	Average	151	324
2	5150.00	58.03	74.00	-15.97	53.01	5.02	Peak	151	324
3	5350.00	45.40	54.00	-8.60	40.09	5.31	Average	151	324
4	5350.00	61.61	74.00	-12.39	56.30	5.31	Peak	151	324
5	10540.00	55.61	68.20	-12.59	41.75	13.86	Peak	100	318
6	15810.00	41.66	54.00	-12.34	26.80	14.86	Average	100	346
7	15810.00	55.74	74.00	-18.26	40.88	14.86	Peak	100	346

Note 1: Emission Level (dBuV/m) = SA Reading (dBuV/m) + Factor* (dB)
*Factor includes antenna factor , cable loss and amplifier gain
Note 2: Margin (dB) = Emission level (dBuV/m) – Limit (dBuV/m).

Modulation	VHT40	Test Freq. (MHz)	5270
Polarization	Vertical		

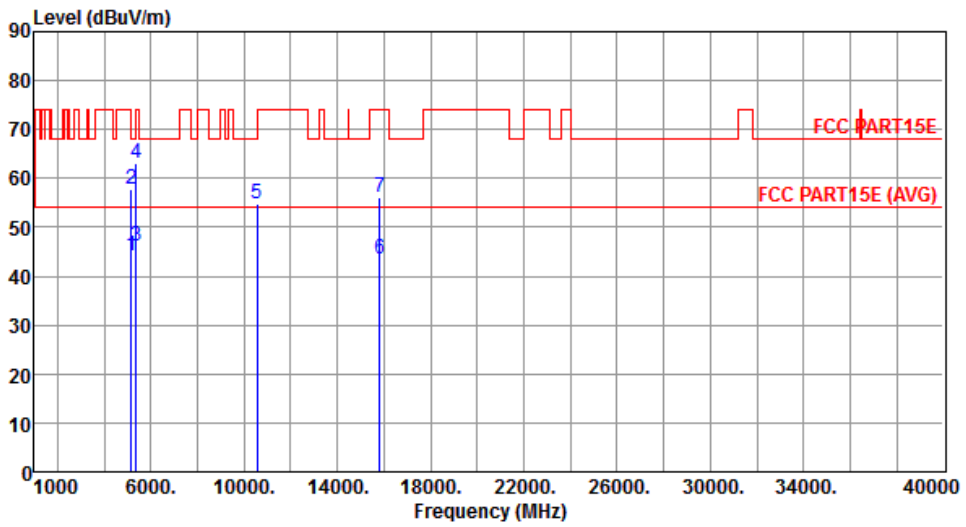

	Freq. MHz	Emission level dBuV/m	Limit dBuV/m	Margin dB	SA reading dBuV	Factor dB	Remark	ANT High cm	Turn Table deg
1	5150.00	44.27	54.00	-9.73	39.25	5.02	Average	256	90
2	5150.00	57.77	74.00	-16.23	52.75	5.02	Peak	256	90
3	5350.00	46.07	54.00	-7.93	40.76	5.31	Average	256	90
4	5350.00	62.96	74.00	-11.04	57.65	5.31	Peak	256	90
5	10540.00	54.83	68.20	-13.37	40.97	13.86	Peak	140	358
6	15810.00	43.36	54.00	-10.64	28.50	14.86	Average	161	332
7	15810.00	56.21	74.00	-17.79	41.35	14.86	Peak	161	332

Note 1: Emission Level (dBuV/m) = SA Reading (dBuV/m) + Factor* (dB)
*Factor includes antenna factor , cable loss and amplifier gain
Note 2: Margin (dB) = Emission level (dBuV/m) – Limit (dBuV/m).

Modulation	VHT40	Test Freq. (MHz)	5310
Polarization	Horizontal		

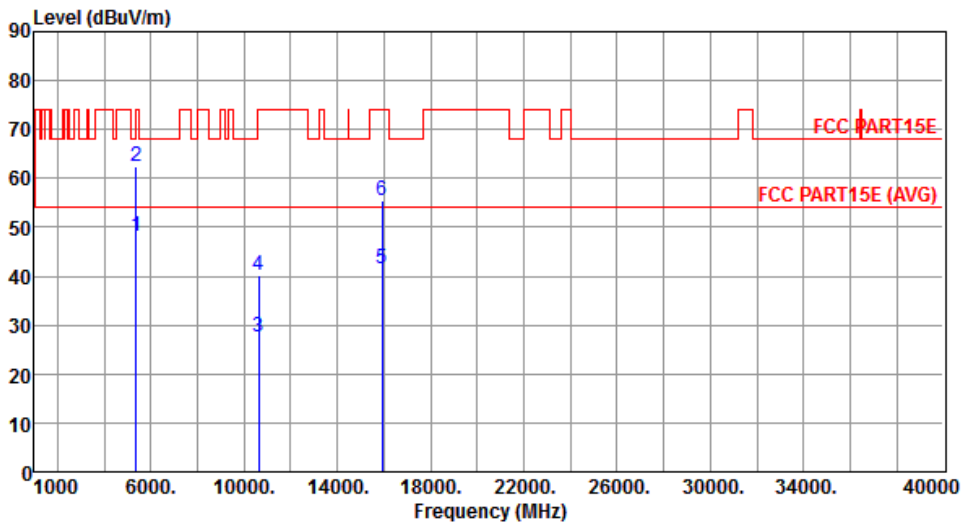

	Freq. MHz	Emission level dBuV/m	Limit dBuV/m	Margin dB	SA reading dBuV	Factor dB	Remark	ANT High cm	Turn Table deg
1	5350.00	48.07	54.00	-5.93	42.76	5.31	Average	158	315
2	5350.00	62.39	74.00	-11.61	57.08	5.31	Peak	158	315
3	10620.00	27.60	54.00	-26.40	13.67	13.93	Average	100	321
4	10620.00	40.33	74.00	-33.67	26.40	13.93	Peak	100	321
5	15930.00	41.51	54.00	-12.49	26.69	14.82	Average	100	348
6	15930.00	55.35	74.00	-18.65	40.53	14.82	Peak	100	348

Note 1: Emission Level (dBuV/m) = SA Reading (dBuV/m) + Factor* (dB)
*Factor includes antenna factor , cable loss and amplifier gain
Note 2: Margin (dB) = Emission level (dBuV/m) – Limit (dBuV/m).

Modulation	VHT40	Test Freq. (MHz)	5310
Polarization	Vertical		

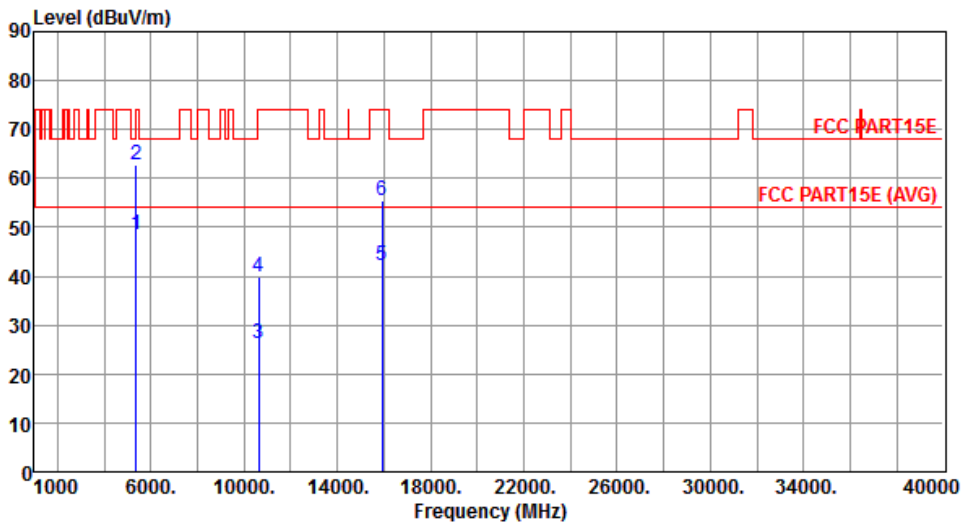

	Freq. MHz	Emission level dBuV/m	Limit dBuV/m	Margin dB	SA reading dBuV	Factor dB	Remark	ANT High cm	Turn Table deg
1	5350.00	48.52	54.00	-5.48	43.21	5.31	Average	260	90
2	5350.00	62.77	74.00	-11.23	57.46	5.31	Peak	260	90
3	10620.00	26.38	54.00	-27.62	12.45	13.93	Average	130	351
4	10620.00	39.71	74.00	-34.29	25.78	13.93	Peak	130	351
5	15930.00	42.32	54.00	-11.68	27.50	14.82	Average	159	332
6	15930.00	55.34	74.00	-18.66	40.52	14.82	Peak	159	332

Note 1: Emission Level (dBuV/m) = SA Reading (dBuV/m) + Factor* (dB)
*Factor includes antenna factor , cable loss and amplifier gain
Note 2: Margin (dB) = Emission level (dBuV/m) – Limit (dBuV/m).

Modulation	VHT40	Test Freq. (MHz)	5510
Polarization	Horizontal		

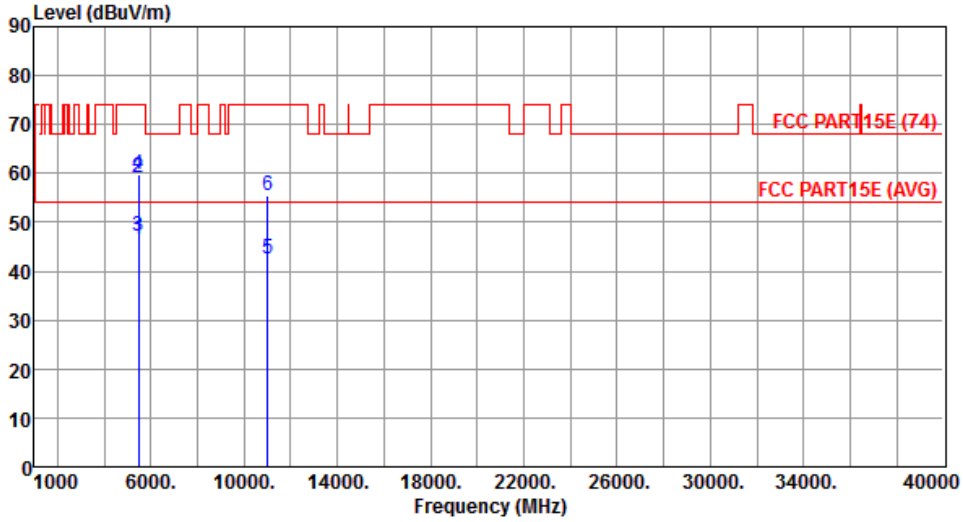

	Freq. MHz	Emission level dBuV/m	Limit dBuV/m	Margin dB	SA reading dBuV	Factor dB	Remark	ANT High cm	Turn Table deg
1	5460.00	46.64	54.00	-7.36	41.18	5.46	Average	152	49
2	5460.00	59.04	74.00	-14.96	53.58	5.46	Peak	152	49
3	5470.00	47.18	54.00	-6.82	41.71	5.47	Average	152	49
4	5470.00	59.92	74.00	-14.08	54.45	5.47	Peak	152	49
5	11020.00	42.44	54.00	-11.56	28.12	14.32	Average	195	22
6	11020.00	55.53	74.00	-18.47	41.21	14.32	Peak	195	22

Note 1: Emission Level (dBuV/m) = SA Reading (dBuV/m) + Factor* (dB)
*Factor includes antenna factor , cable loss and amplifier gain
Note 2: Margin (dB) = Emission level (dBuV/m) – Limit (dBuV/m).

Modulation	VHT40	Test Freq. (MHz)	5510
Polarization	Vertical		

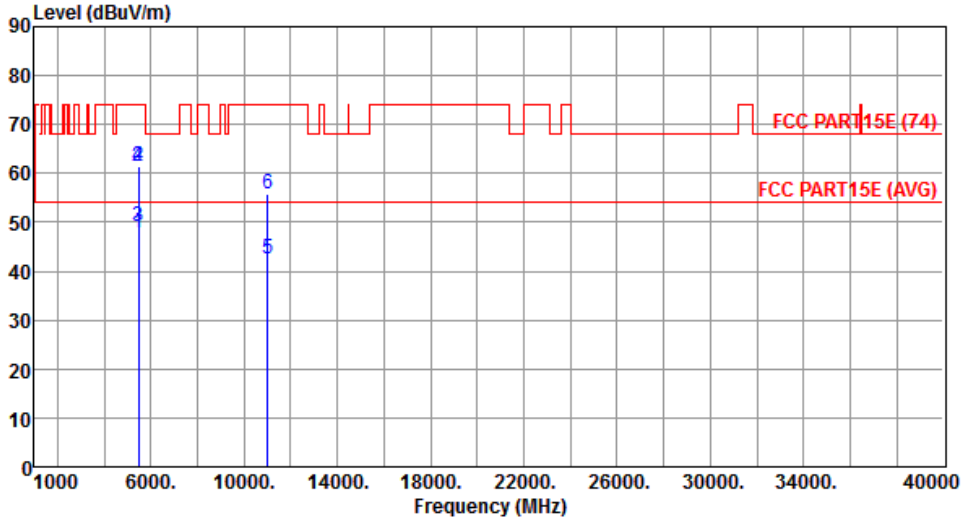

	Freq. MHz	Emission level dBuV/m	Limit dBuV/m	Margin dB	SA reading dBuV	Factor dB	Remark	ANT High cm	Turn Table deg
1	5460.00	47.73	54.00	-6.27	42.27	5.46	Average	305	91
2	5460.00	61.38	74.00	-12.62	55.92	5.46	Peak	305	91
3	5470.00	49.12	54.00	-4.88	43.65	5.47	Average	305	91
4	5470.00	61.49	74.00	-12.51	56.02	5.47	Peak	305	91
5	11020.00	42.55	54.00	-11.45	28.23	14.32	Average	100	242
6	11020.00	55.88	74.00	-18.12	41.56	14.32	Peak	100	242

Note 1: Emission Level (dBuV/m) = SA Reading (dBuV/m) + Factor* (dB)
*Factor includes antenna factor , cable loss and amplifier gain
Note 2: Margin (dB) = Emission level (dBuV/m) – Limit (dBuV/m).

Modulation	VHT40	Test Freq. (MHz)	5590
Polarization	Horizontal		

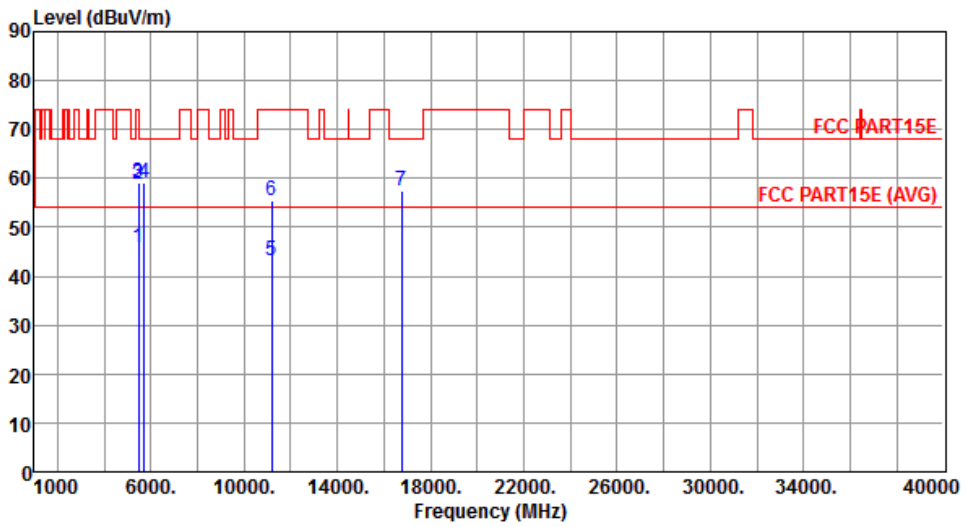

	Freq. MHz	Emission level dBuV/m	Limit dBuV/m	Margin dB	SA reading dBuV	Factor dB	Remark	ANT High cm	Turn Table deg
1	5460.00	45.68	54.00	-8.32	40.22	5.46	Average	161	53
2	5460.00	58.90	74.00	-15.10	53.44	5.46	Peak	161	53
3	5470.00	59.24	68.20	-8.96	53.77	5.47	Peak	161	53
4	5725.00	59.25	68.20	-8.95	53.44	5.81	Peak	161	53
5	11180.00	43.01	54.00	-10.99	28.55	14.46	Average	200	18
6	11180.00	55.51	74.00	-18.49	41.05	14.46	Peak	200	18
7	16770.00	57.52	68.20	-10.68	41.54	15.98	Peak	100	325

Note 1: Emission Level (dBuV/m) = SA Reading (dBuV/m) + Factor* (dB)
*Factor includes antenna factor , cable loss and amplifier gain
Note 2: Margin (dB) = Emission level (dBuV/m) – Limit (dBuV/m).

Modulation	VHT40	Test Freq. (MHz)	5590
Polarization	Vertical		

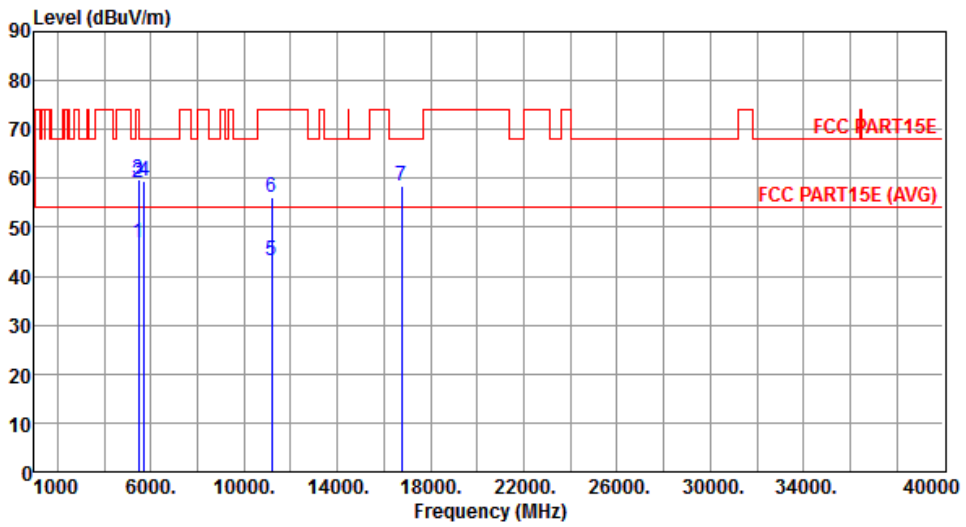

	Freq. MHz	Emission level dBuV/m	Limit dBuV/m	Margin dB	SA reading dBuV	Factor dB	Remark	ANT High cm	Turn Table deg
1	5460.00	46.81	54.00	-7.19	41.35	5.46	Average	302	90
2	5460.00	59.23	74.00	-14.77	53.77	5.46	Peak	302	90
3	5470.00	59.72	68.20	-8.48	54.25	5.47	Peak	302	90
4	5725.00	59.56	68.20	-8.64	53.75	5.81	Peak	302	90
5	11180.00	43.02	54.00	-10.98	28.56	14.46	Average	100	241
6	11180.00	55.99	74.00	-18.01	41.53	14.46	Peak	100	241
7	16770.00	58.51	68.20	-9.69	42.53	15.98	Peak	100	165

Note 1: Emission Level (dBuV/m) = SA Reading (dBuV/m) + Factor* (dB)
*Factor includes antenna factor , cable loss and amplifier gain
Note 2: Margin (dB) = Emission level (dBuV/m) – Limit (dBuV/m).

Modulation	VHT40	Test Freq. (MHz)	5670
Polarization	Horizontal		

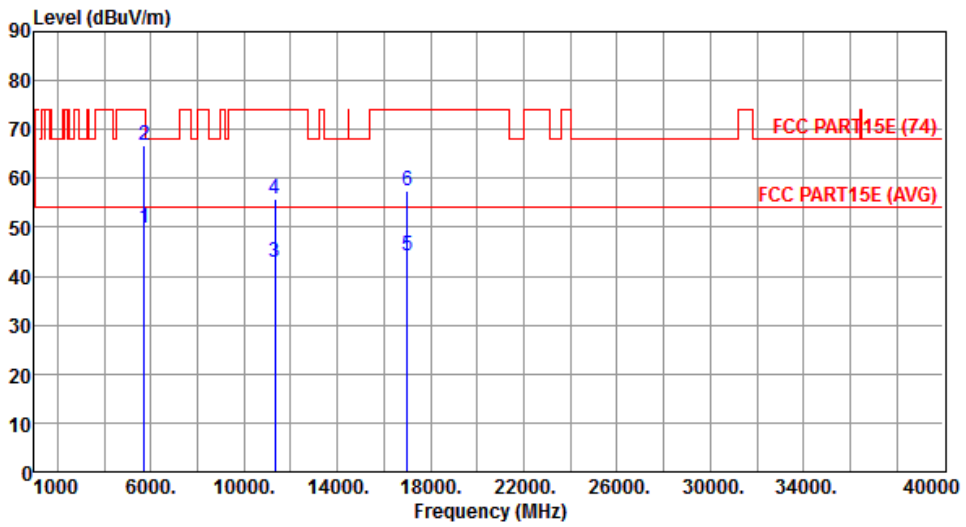

	Freq. MHz	Emission level dBuV/m	Limit dBuV/m	Margin dB	SA reading dBuV	Factor dB	Remark	ANT High cm	Turn Table deg
1	5725.00	49.83	54.00	-4.17	44.02	5.81	Average	161	52
2	5725.00	66.89	74.00	-7.11	61.08	5.81	Peak	161	52
3	11340.00	42.84	54.00	-11.16	28.24	14.60	Average	192	40
4	11340.00	55.65	74.00	-18.35	41.05	14.60	Peak	192	40
5	17010.00	44.27	54.00	-9.73	28.12	16.15	Average	100	305
6	17010.00	57.40	74.00	-16.60	41.25	16.15	Peak	100	305

Note 1: Emission Level (dBuV/m) = SA Reading (dBuV/m) + Factor* (dB)
*Factor includes antenna factor , cable loss and amplifier gain
Note 2: Margin (dB) = Emission level (dBuV/m) – Limit (dBuV/m).

Modulation	VHT40	Test Freq. (MHz)	5670
Polarization	Vertical		

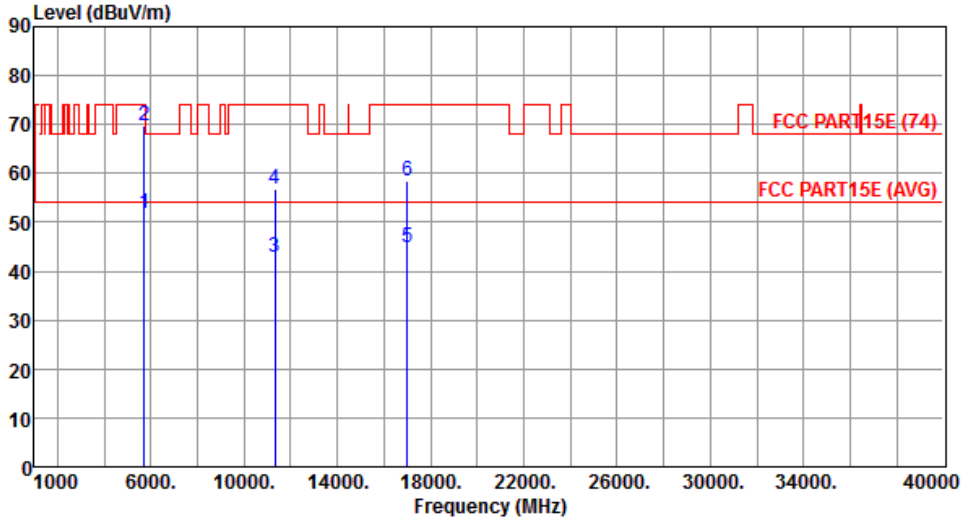

	Freq. MHz	Emission level dBuV/m	Limit dBuV/m	Margin dB	SA reading dBuV	Factor dB	Remark	ANT High cm	Turn Table deg
1	5725.00	51.81	54.00	-2.19	46.00	5.81	Average	296	93
2	5725.00	69.87	74.00	-4.13	64.06	5.81	Peak	296	93
3	11340.00	42.95	54.00	-11.05	28.35	14.60	Average	100	252
4	11340.00	56.83	74.00	-17.17	42.23	14.60	Peak	100	252
5	17010.00	44.83	54.00	-9.17	28.68	16.15	Average	100	268
6	17010.00	58.59	74.00	-15.41	42.44	16.15	Peak	100	268

Note 1: Emission Level (dBuV/m) = SA Reading (dBuV/m) + Factor* (dB)
*Factor includes antenna factor , cable loss and amplifier gain
Note 2: Margin (dB) = Emission level (dBuV/m) – Limit (dBuV/m).

Modulation	VHT40	Test Freq. (MHz)	5710
Polarization	Horizontal		

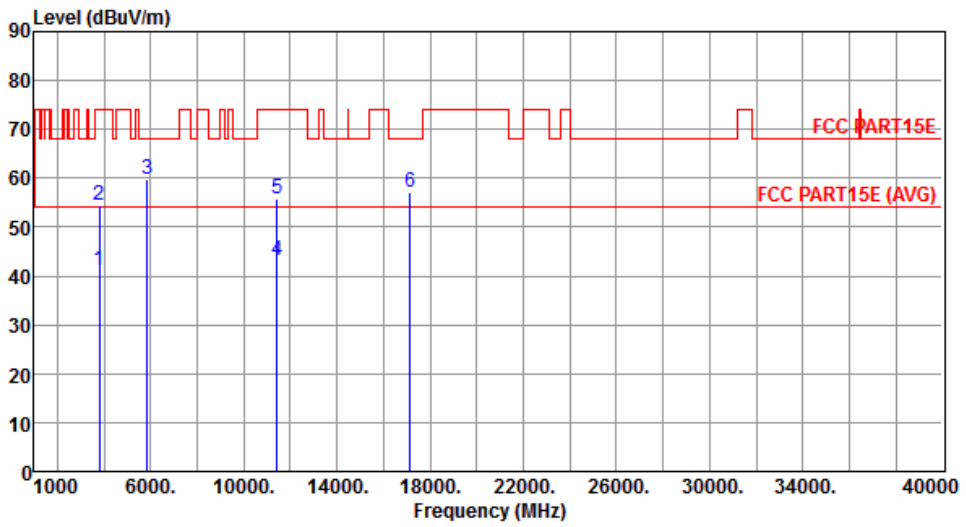

	Freq. MHz	Emission level dBuV/m	Limit dBuV/m	Margin dB	SA reading dBuV	Factor dB	Remark	ANT High cm	Turn Table deg
1	3806.66	41.30	54.00	-12.70	39.42	1.88	Average	155	20
2	3806.66	54.36	74.00	-19.64	52.48	1.88	Peak	155	20
3	5850.00	59.77	68.20	-8.43	53.78	5.99	Peak	160	53
4	11420.00	43.02	54.00	-10.98	28.35	14.67	Average	190	38
5	11420.00	55.91	74.00	-18.09	41.24	14.67	Peak	190	38
6	17130.00	57.08	68.20	-11.12	40.44	16.64	Peak	100	302

Note 1: Emission Level (dBuV/m) = SA Reading (dBuV/m) + Factor* (dB)
*Factor includes antenna factor , cable loss and amplifier gain
Note 2: Margin (dB) = Emission level (dBuV/m) – Limit (dBuV/m).

Modulation	VHT40	Test Freq. (MHz)	5710
Polarization	Vertical		

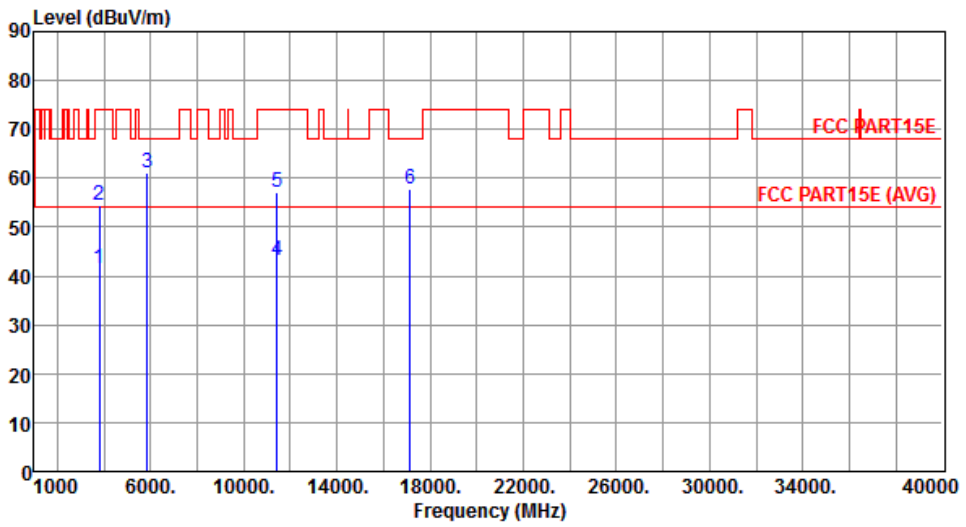

	Freq. MHz	Emission level dBuV/m	Limit dBuV/m	Margin dB	SA reading dBuV	Factor dB	Remark	ANT High cm	Turn Table deg
1	3806.66	41.44	54.00	-12.56	39.56	1.88	Average	100	333
2	3806.66	54.41	74.00	-19.59	52.53	1.88	Peak	100	333
3	5850.00	61.20	68.20	-7.00	55.21	5.99	Peak	300	92
4	11420.00	43.09	54.00	-10.91	28.42	14.67	Average	100	250
5	11420.00	56.98	74.00	-17.02	42.31	14.67	Peak	100	250
6	17130.00	57.95	68.20	-10.25	41.31	16.64	Peak	100	265

Note 1: Emission Level (dBuV/m) = SA Reading (dBuV/m) + Factor* (dB)
*Factor includes antenna factor , cable loss and amplifier gain
Note 2: Margin (dB) = Emission level (dBuV/m) – Limit (dBuV/m).

Modulation	VHT40	Test Freq. (MHz)	5755
Polarization	Horizontal		

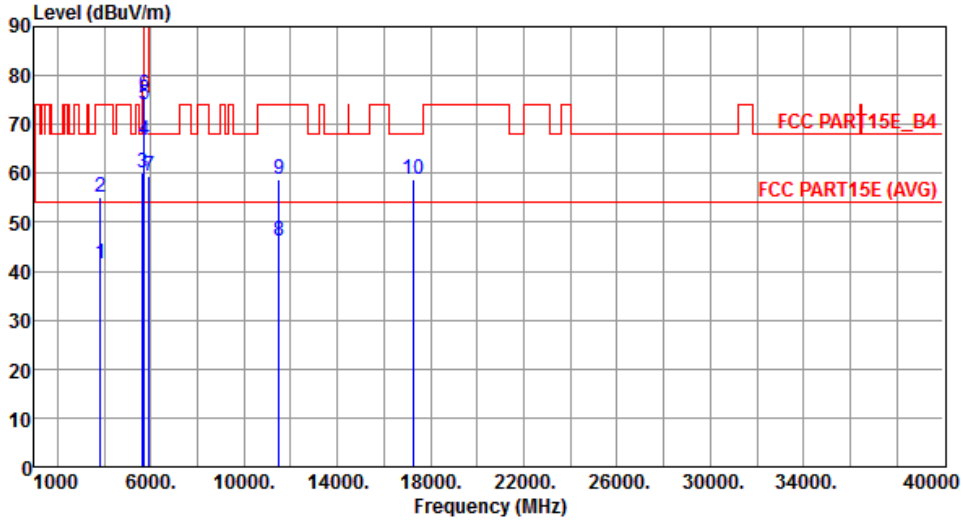

	Freq. MHz	Emission level dBuV/m	Limit dBuV/m	Margin dB	SA reading dBuV	Factor dB	Remark	ANT High cm	Turn Table deg
1	3836.66	41.54	54.00	-12.46	39.56	1.98	Average	202	330
2	3836.66	55.09	74.00	-18.91	53.11	1.98	Peak	202	330
3	5650.00	60.24	68.20	-7.96	54.55	5.69	Peak	165	56
4	5700.00	66.89	105.20	-38.31	61.12	5.77	Peak	165	56
5	5720.00	74.11	110.80	-36.69	68.32	5.79	Peak	165	56
6	5725.00	76.20	122.20	-46.00	70.39	5.81	Peak	165	56
7	5925.00	59.46	68.20	-8.74	53.37	6.09	Peak	165	56
8	11510.00	46.25	54.00	-7.75	31.53	14.72	Average	168	300
9	11510.00	58.93	74.00	-15.07	44.21	14.72	Peak	168	300
10	17265.00	58.63	68.20	-9.57	41.46	17.17	Peak	172	30

Note 1: Emission Level (dBuV/m) = SA Reading (dBuV/m) + Factor* (dB)
*Factor includes antenna factor , cable loss and amplifier gain
Note 2: Margin (dB) = Emission level (dBuV/m) – Limit (dBuV/m).

Modulation	VHT40	Test Freq. (MHz)	5755
Polarization	Vertical		

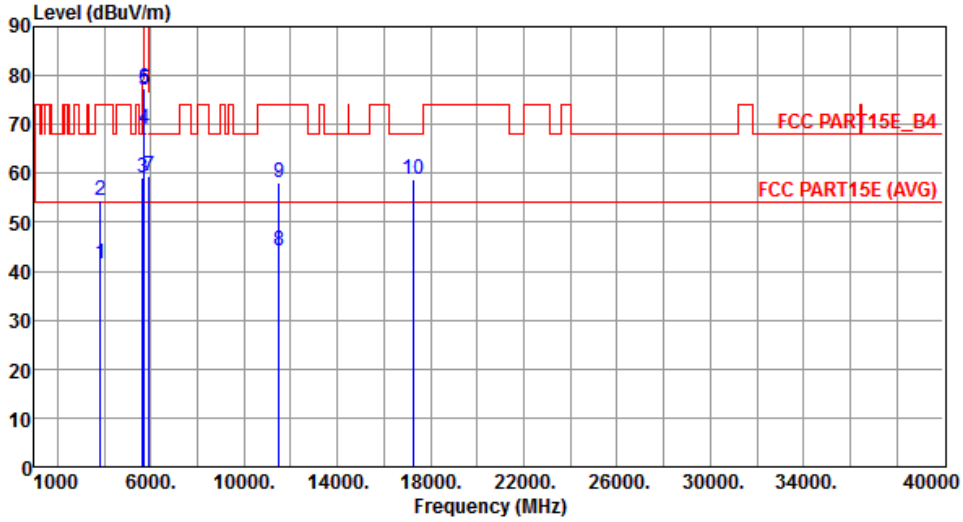

	Freq. MHz	Emission level dBuV/m	Limit dBuV/m	Margin dB	SA reading dBuV	Factor dB	Remark	ANT High cm	Turn Table deg
1	3836.66	41.51	54.00	-12.49	39.53	1.98	Average	152	140
2	3836.66	54.46	74.00	-19.54	52.48	1.98	Peak	152	140
3	5650.00	59.22	68.20	-8.98	53.53	5.69	Peak	300	93
4	5700.00	69.24	105.20	-35.96	63.47	5.77	Peak	300	93
5	5720.00	77.03	110.80	-33.77	71.24	5.79	Peak	300	93
6	5725.00	77.46	122.20	-44.74	71.65	5.81	Peak	300	93
7	5925.00	59.39	68.20	-8.81	53.30	6.09	Peak	300	93
8	11510.00	44.15	54.00	-9.85	29.43	14.72	Average	181	335
9	11510.00	58.07	74.00	-15.93	43.35	14.72	Peak	181	335
10	17265.00	58.62	68.20	-9.58	41.45	17.17	Peak	175	322

Note 1: Emission Level (dBuV/m) = SA Reading (dBuV/m) + Factor* (dB)
*Factor includes antenna factor , cable loss and amplifier gain
Note 2: Margin (dB) = Emission level (dBuV/m) – Limit (dBuV/m).

Modulation	VHT40	Test Freq. (MHz)	5795
Polarization	Horizontal		

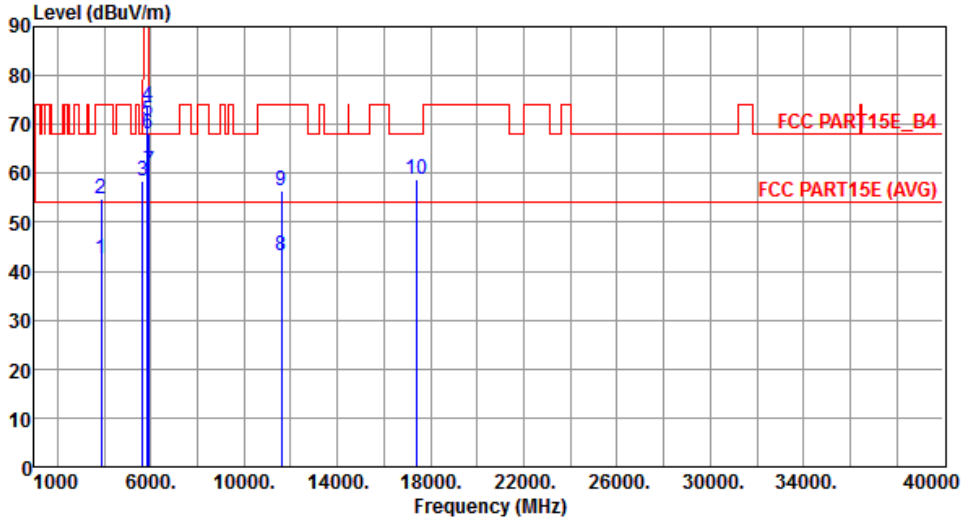

	Freq. MHz	Emission level dBuV/m	Limit dBuV/m	Margin dB	SA reading dBuV	Factor dB	Remark	ANT High cm	Turn Table deg
1	3863.33	42.50	54.00	-11.50	40.43	2.07	Average	155	25
2	3863.33	54.82	74.00	-19.18	52.75	2.07	Peak	155	25
3	5650.00	58.46	68.20	-9.74	52.77	5.69	Peak	154	56
4	5850.00	73.78	122.20	-48.42	67.79	5.99	Peak	154	56
5	5855.00	70.63	110.80	-40.17	64.63	6.00	Peak	154	56
6	5875.00	68.21	105.20	-36.99	62.19	6.02	Peak	154	56
7	5925.00	60.29	68.20	-7.91	54.20	6.09	Peak	154	56
8	11590.00	43.12	54.00	-10.88	28.56	14.56	Average	100	244
9	11590.00	56.34	74.00	-17.66	41.78	14.56	Peak	100	244
10	17385.00	58.72	68.20	-9.48	41.05	17.67	Peak	100	165

Note 1: Emission Level (dBuV/m) = SA Reading (dBuV/m) + Factor* (dB)
*Factor includes antenna factor , cable loss and amplifier gain
Note 2: Margin (dB) = Emission level (dBuV/m) – Limit (dBuV/m).

Modulation	VHT40	Test Freq. (MHz)	5795
Polarization	Vertical		

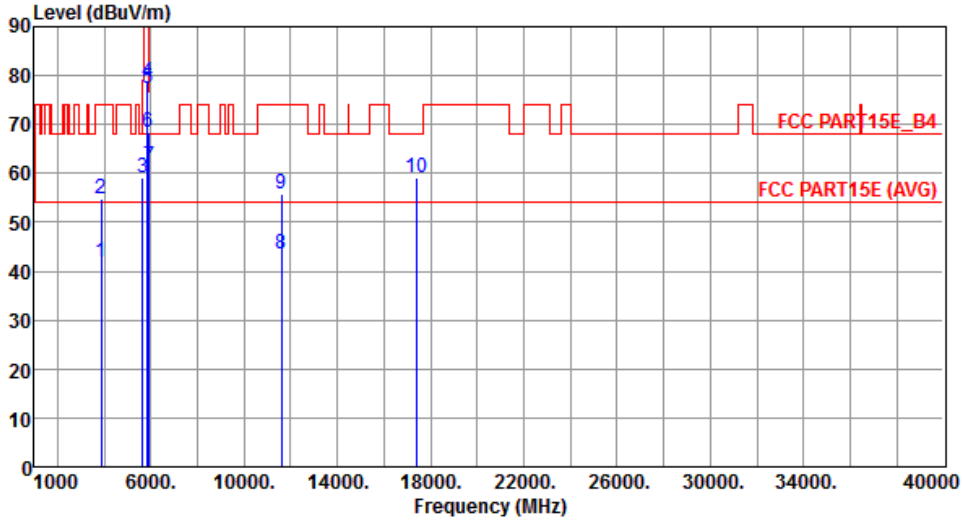

	Freq. MHz	Emission level dBuV/m	Limit dBuV/m	Margin dB	SA reading dBuV	Factor dB	Remark	ANT High cm	Turn Table deg
1	3863.33	41.79	54.00	-12.21	39.72	2.07	Average	100	170
2	3863.33	54.85	74.00	-19.15	52.78	2.07	Peak	100	170
3	5650.00	59.23	68.20	-8.97	53.54	5.69	Peak	289	91
4	5850.00	78.73	122.20	-43.47	72.74	5.99	Peak	289	91
5	5855.00	77.26	110.80	-33.54	71.26	6.00	Peak	289	91
6	5875.00	68.49	105.20	-36.71	62.47	6.02	Peak	289	91
7	5925.00	61.35	68.20	-6.85	55.26	6.09	Peak	289	91
8	11590.00	43.52	54.00	-10.48	28.96	14.56	Average	100	253
9	11590.00	55.93	74.00	-18.07	41.37	14.56	Peak	100	253
10	17385.00	59.11	68.20	-9.09	41.44	17.67	Peak	100	344

Note 1: Emission Level (dBuV/m) = SA Reading (dBuV/m) + Factor* (dB)
*Factor includes antenna factor , cable loss and amplifier gain
Note 2: Margin (dB) = Emission level (dBuV/m) – Limit (dBuV/m).

3.5.18 Transmitter Radiated Unwanted Emissions (Above 1GHz) for VHT80

Modulation	VHT80	**Test Freq. (MHz)**	5210
Polarization	Horizontal		

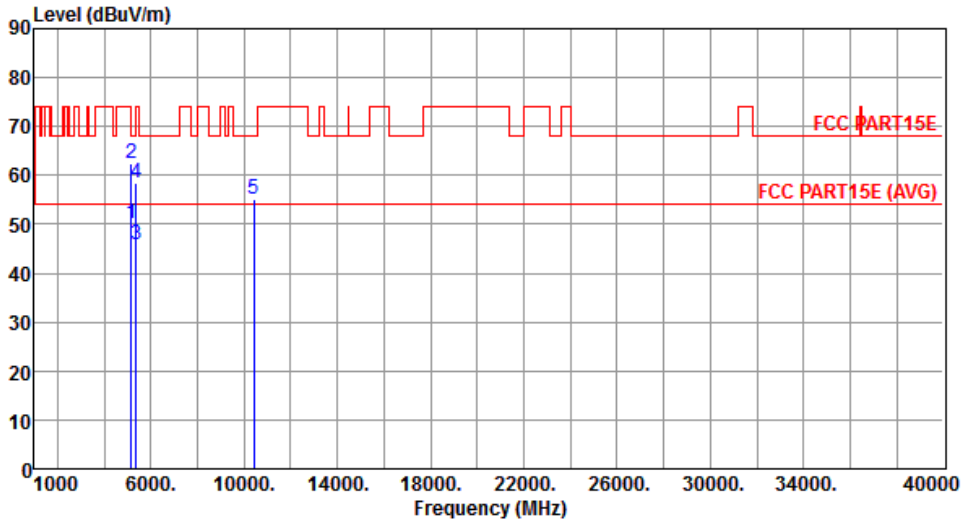

	Freq. MHz	Emission level dBuV/m	Limit dBuV/m	Margin dB	SA reading dBuV	Factor dB	Remark	ANT High cm	Turn Table deg
1	5150.00	50.24	54.00	-3.76	45.22	5.02	Average	133	315
2	5150.00	62.33	74.00	-11.67	57.31	5.02	Peak	133	315
3	5350.00	45.95	54.00	-8.05	40.64	5.31	Average	133	315
4	5350.00	58.47	74.00	-15.53	53.16	5.31	Peak	133	315
5	10420.00	54.99	68.20	-13.21	41.21	13.78	Peak	100	166

Note 1: Emission Level (dBuV/m) = SA Reading (dBuV/m) + Factor* (dB)
*Factor includes antenna factor , cable loss and amplifier gain
Note 2: Margin (dB) = Emission level (dBuV/m) – Limit (dBuV/m).

Modulation	VHT80	Test Freq. (MHz)	5210
Polarization	Vertical		

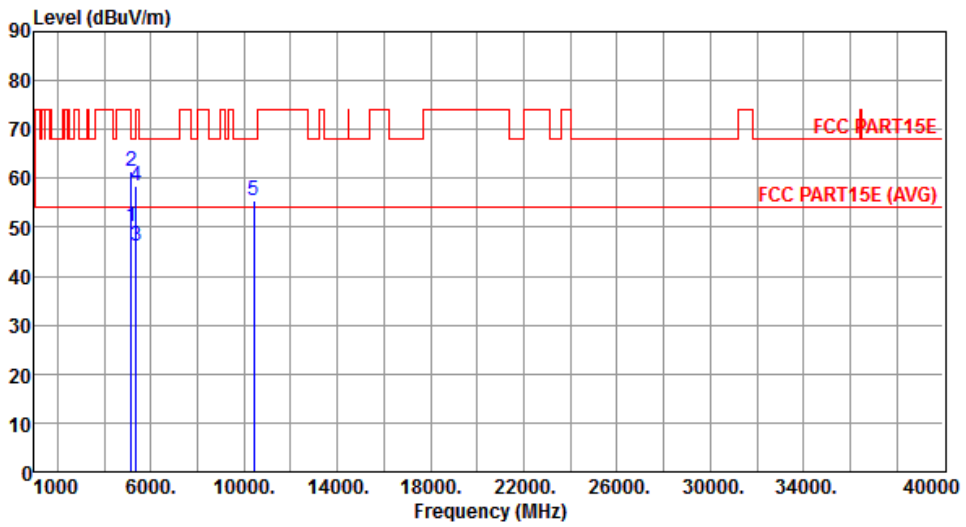

	Freq. MHz	Emission level dBuV/m	Limit dBuV/m	Margin dB	SA reading dBuV	Factor dB	Remark	ANT High cm	Turn Table deg
1	5150.00	50.22	54.00	-3.78	45.20	5.02	Average	320	93
2	5150.00	61.48	74.00	-12.52	56.46	5.02	Peak	320	93
3	5350.00	46.04	54.00	-7.96	40.73	5.31	Average	320	93
4	5350.00	58.30	74.00	-15.70	52.99	5.31	Peak	320	93
5	10420.00	55.31	68.20	-12.89	41.53	13.78	Peak	100	196

Note 1: Emission Level (dBuV/m) = SA Reading (dBuV/m) + Factor* (dB)
*Factor includes antenna factor , cable loss and amplifier gain
Note 2: Margin (dB) = Emission level (dBuV/m) – Limit (dBuV/m).

Modulation	VHT80	Test Freq. (MHz)	5290
Polarization	Horizontal		

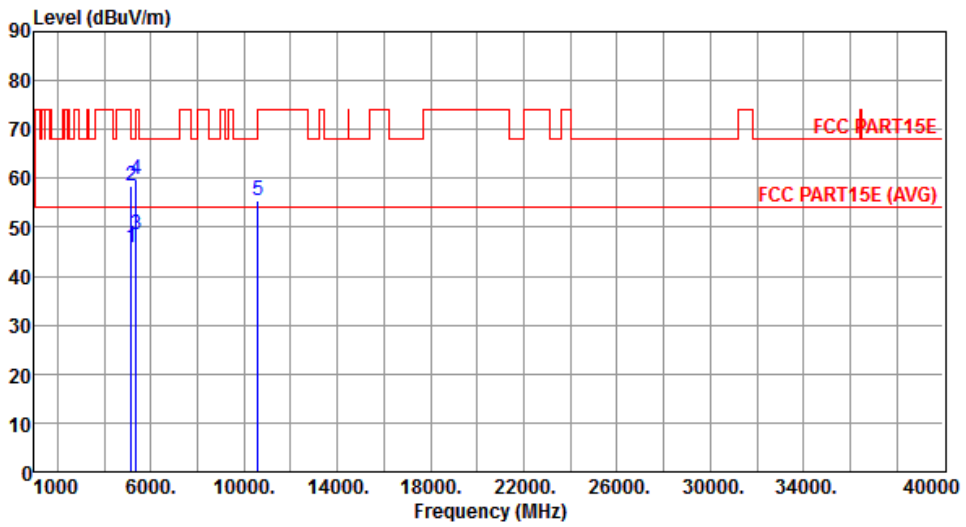

	Freq. MHz	Emission level dBuV/m	Limit dBuV/m	Margin dB	SA reading dBuV	Factor dB	Remark	ANT High cm	Turn Table deg
1	5150.00	45.77	54.00	-8.23	40.75	5.02	Average	131	302
2	5150.00	58.59	74.00	-15.41	53.57	5.02	Peak	131	302
3	5350.00	48.61	54.00	-5.39	43.30	5.31	Average	131	302
4	5350.00	59.75	74.00	-14.25	54.44	5.31	Peak	131	302
5	10580.00	55.55	68.20	-12.65	41.65	13.90	Peak	100	177

Note 1: Emission Level (dBuV/m) = SA Reading (dBuV/m) + Factor* (dB)
*Factor includes antenna factor , cable loss and amplifier gain
Note 2: Margin (dB) = Emission level (dBuV/m) – Limit (dBuV/m).

Modulation	VHT80	Test Freq. (MHz)	5290
Polarization	Vertical		

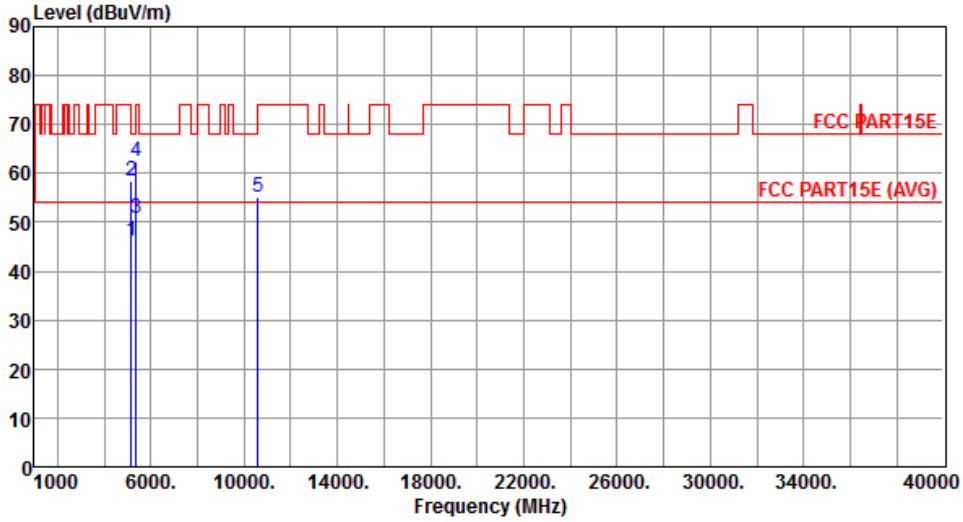

	Freq. MHz	Emission level dBuV/m	Limit dBuV/m	Margin dB	SA reading dBuV	Factor dB	Remark	ANT High cm	Turn Table deg
1	5150.00	46.10	54.00	-7.90	41.08	5.02	Average	253	93
2	5150.00	58.36	74.00	-15.64	53.34	5.02	Peak	253	93
3	5350.00	50.73	54.00	-3.27	45.42	5.31	Average	253	93
4	5350.00	62.51	74.00	-11.49	57.20	5.31	Peak	253	93
5	10580.00	55.21	68.20	-12.99	41.31	13.90	Peak	100	56

Note 1: Emission Level (dBuV/m) = SA Reading (dBuV/m) + Factor* (dB)
*Factor includes antenna factor , cable loss and amplifier gain
Note 2: Margin (dB) = Emission level (dBuV/m) – Limit (dBuV/m).

Modulation	VHT80	Test Freq. (MHz)	5530
Polarization	Horizontal		

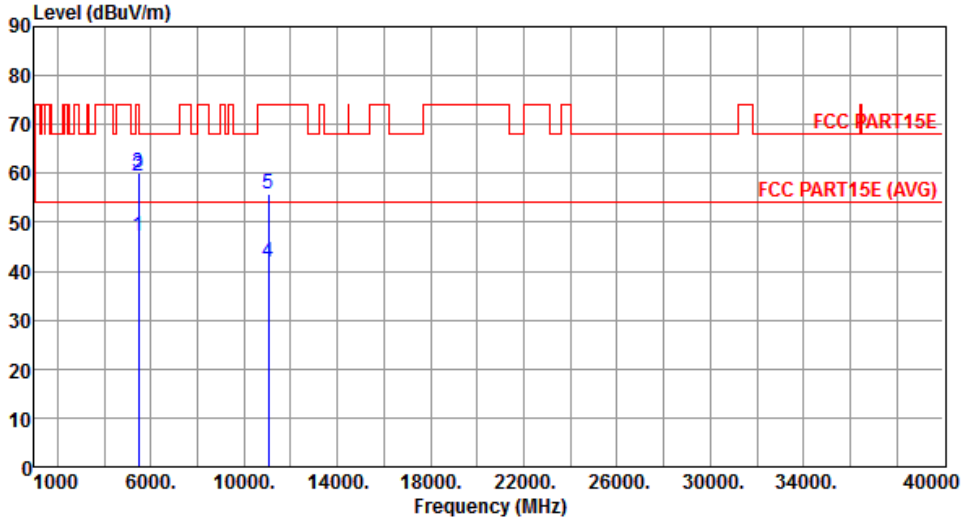

	Freq. MHz	Emission level dBuV/m	Limit dBuV/m	Margin dB	SA reading dBuV	Factor dB	Remark	ANT High cm	Turn Table deg
1	5460.00	47.03	54.00	-6.97	41.57	5.46	Average	152	52
2	5460.00	59.32	74.00	-14.68	53.86	5.46	Peak	152	52
3	5470.00	60.25	68.20	-7.95	54.78	5.47	Peak	152	52
4	11060.00	41.91	54.00	-12.09	27.56	14.35	Average	100	137
5	11060.00	55.63	74.00	-18.37	41.28	14.35	Peak	100	137

Note 1: Emission Level (dBuV/m) = SA Reading (dBuV/m) + Factor* (dB)
*Factor includes antenna factor , cable loss and amplifier gain
Note 2: Margin (dB) = Emission level (dBuV/m) – Limit (dBuV/m).

Modulation	VHT80	Test Freq. (MHz)	5530
Polarization	Vertical		

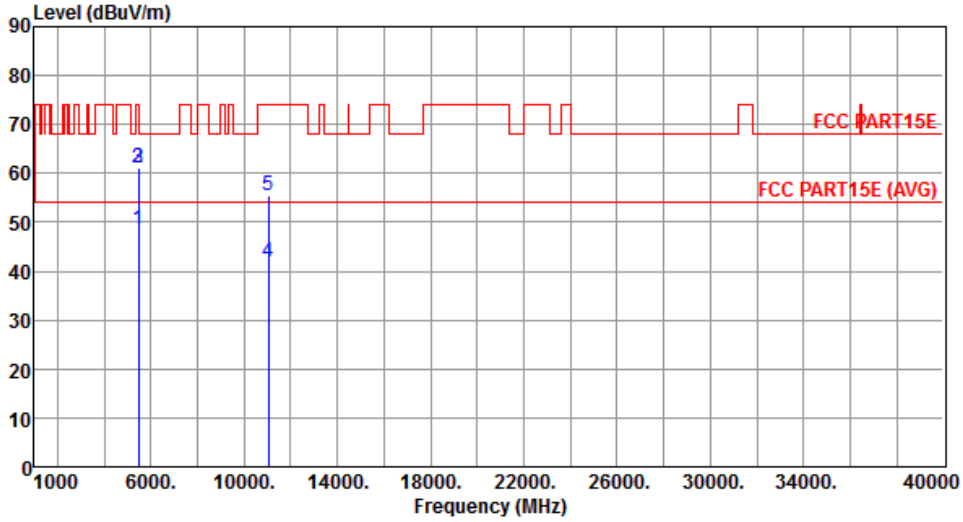

	Freq. MHz	Emission level dBuV/m	Limit dBuV/m	Margin dB	SA reading dBuV	Factor dB	Remark	ANT High cm	Turn Table deg
1	5460.00	48.47	54.00	-5.53	43.01	5.46	Average	303	93
2	5460.00	61.04	74.00	-12.96	55.58	5.46	Peak	303	93
3	5470.00	61.19	68.20	-7.01	55.72	5.47	Peak	303	93
4	11060.00	41.91	54.00	-12.09	27.56	14.35	Average	100	236
5	11060.00	55.40	74.00	-18.60	41.05	14.35	Peak	100	236

Note 1: Emission Level (dBuV/m) = SA Reading (dBuV/m) + Factor* (dB)
*Factor includes antenna factor , cable loss and amplifier gain
Note 2: Margin (dB) = Emission level (dBuV/m) – Limit (dBuV/m).

Modulation	VHT80	Test Freq. (MHz)	5610
Polarization	Horizontal		

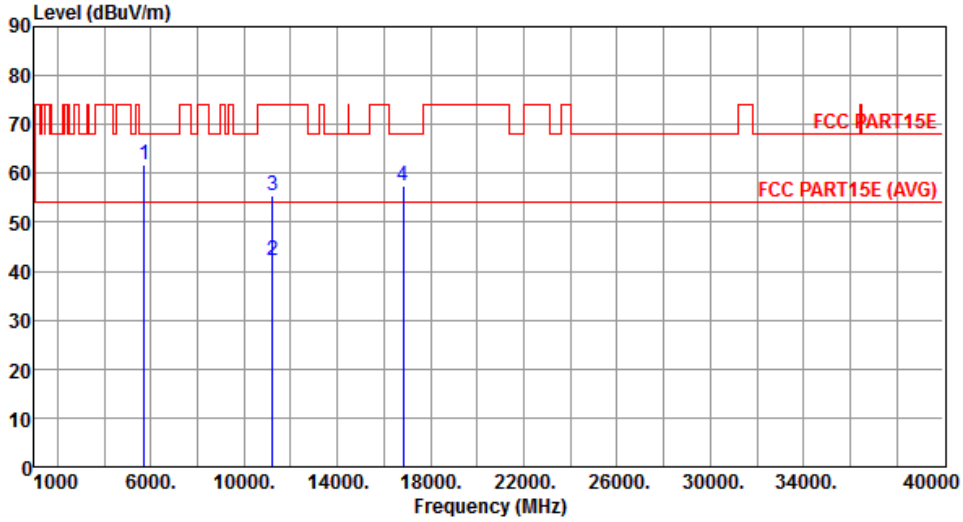

	Freq. MHz	Emission level dBuV/m	Limit dBuV/m	Margin dB	SA reading dBuV	Factor dB	Remark	ANT High cm	Turn Table deg
1	5725.00	61.73	68.20	-6.47	55.92	5.81	Peak	158	54
2	11220.00	42.31	54.00	-11.69	27.82	14.49	Average	100	222
3	11220.00	55.62	74.00	-18.38	41.13	14.49	Peak	100	222
4	16830.00	57.46	68.20	-10.74	41.44	16.02	Peak	100	188

Note 1: Emission Level (dBuV/m) = SA Reading (dBuV/m) + Factor* (dB)
*Factor includes antenna factor , cable loss and amplifier gain
Note 2: Margin (dB) = Emission level (dBuV/m) – Limit (dBuV/m).

Modulation	VHT80	Test Freq. (MHz)	5610
Polarization	Vertical		

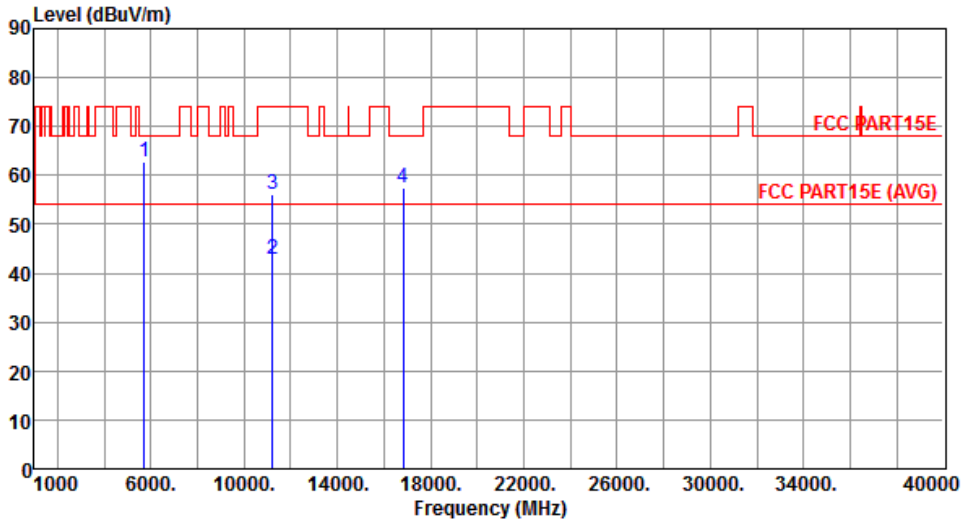

	Freq. MHz	Emission level dBuV/m	Limit dBuV/m	Margin dB	SA reading dBuV	Factor dB	Remark	ANT High cm	Turn Table deg
1	5725.00	62.92	68.20	-5.28	57.11	5.81	Peak	294	93
2	11220.00	42.73	54.00	-11.27	28.24	14.49	Average	100	156
3	11220.00	56.02	74.00	-17.98	41.53	14.49	Peak	100	156
4	16830.00	57.46	68.20	-10.74	41.44	16.02	Peak	100	193

Note 1: Emission Level (dBuV/m) = SA Reading (dBuV/m) + Factor* (dB)
*Factor includes antenna factor , cable loss and amplifier gain
Note 2: Margin (dB) = Emission level (dBuV/m) – Limit (dBuV/m).

Modulation	VHT80	Test Freq. (MHz)	5690
Polarization	Horizontal		

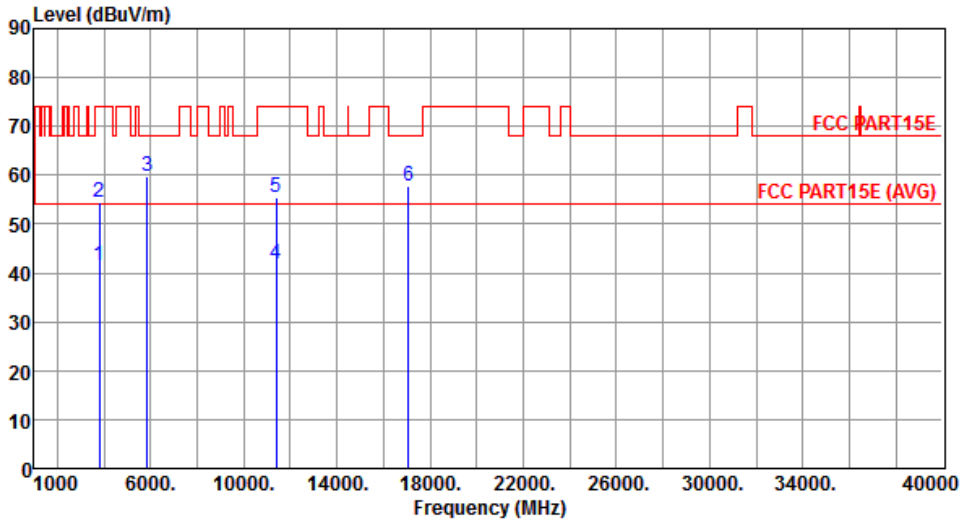

	Freq. MHz	Emission level dBuV/m	Limit dBuV/m	Margin dB	SA reading dBuV	Factor dB	Remark	ANT High cm	Turn Table deg
1	3793.33	41.39	54.00	-12.61	39.55	1.84	Average	100	333
2	3793.33	54.61	74.00	-19.39	52.77	1.84	Peak	100	333
3	5850.00	59.64	68.20	-8.56	53.65	5.99	Peak	155	53
4	11380.00	41.91	54.00	-12.09	27.28	14.63	Average	100	205
5	11380.00	55.30	74.00	-18.70	40.67	14.63	Peak	100	205
6	17070.00	57.70	68.20	-10.50	41.31	16.39	Peak	100	181

Note 1: Emission Level (dBuV/m) = SA Reading (dBuV/m) + Factor* (dB)
*Factor includes antenna factor , cable loss and amplifier gain
Note 2: Margin (dB) = Emission level (dBuV/m) – Limit (dBuV/m).

Modulation	VHT80	Test Freq. (MHz)	5690
Polarization	Vertical		

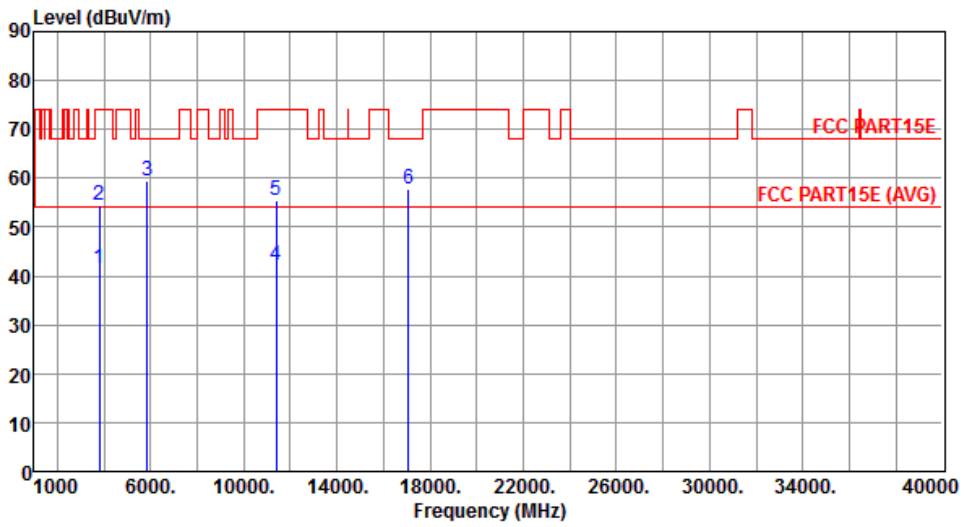

	Freq. MHz	Emission level dBuV/m	Limit dBuV/m	Margin dB	SA reading dBuV	Factor dB	Remark	ANT High cm	Turn Table deg
1	3793.33	41.45	54.00	-12.55	39.61	1.84	Average	100	243
2	3793.33	54.44	74.00	-19.56	52.60	1.84	Peak	100	243
3	5850.00	59.30	68.20	-8.90	53.31	5.99	Peak	293	92
4	11380.00	42.31	54.00	-11.69	27.68	14.63	Average	100	148
5	11380.00	55.49	74.00	-18.51	40.86	14.63	Peak	100	148
6	17070.00	57.81	68.20	-10.39	41.42	16.39	Peak	100	199

Note 1: Emission Level (dBuV/m) = SA Reading (dBuV/m) + Factor* (dB)
*Factor includes antenna factor , cable loss and amplifier gain
Note 2: Margin (dB) = Emission level (dBuV/m) – Limit (dBuV/m).

Modulation	VHT80	Test Freq. (MHz)	5775
Polarization	Horizontal		

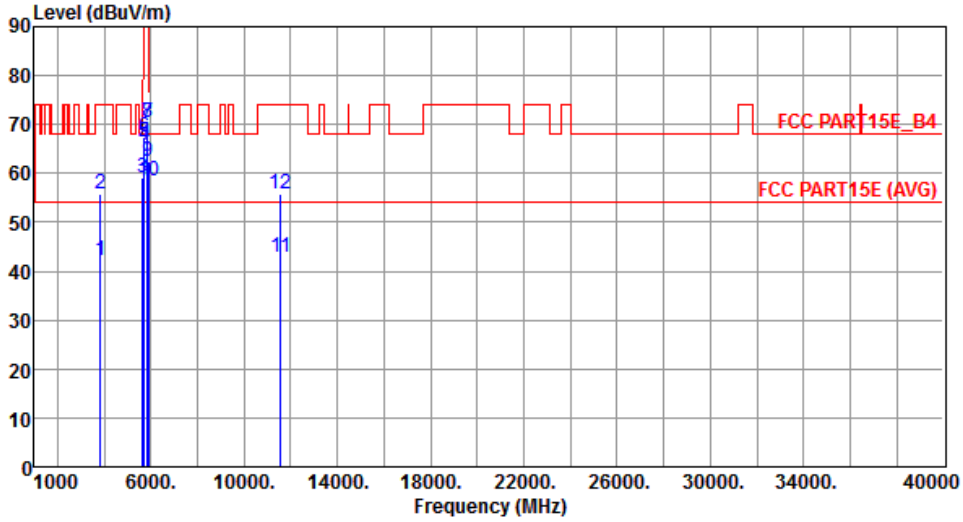

	Freq. MHz	Emission level dBuV/m	Limit dBuV/m	Margin dB	SA reading dBuV	Factor dB	Remark	ANT High cm	Turn Table deg
1	3850.00	42.18	54.00	-11.82	40.16	2.02	Average	155	32
2	3850.00	55.63	74.00	-18.37	53.61	2.02	Peak	155	32
3	5650.00	59.00	68.20	-9.20	53.31	5.69	Peak	161	55
4	5700.00	65.83	105.20	-39.37	60.06	5.77	Peak	161	55
5	5720.00	66.32	110.80	-44.48	60.53	5.79	Peak	161	55
6	5725.00	67.37	122.20	-54.83	61.56	5.81	Peak	161	55
7	5850.00	70.43	122.20	-51.77	64.44	5.99	Peak	161	55
8	5855.00	70.25	110.80	-40.55	64.25	6.00	Peak	161	55
9	5875.00	62.54	105.20	-42.66	56.52	6.02	Peak	161	55
10	5925.00	58.56	68.20	-9.64	52.47	6.09	Peak	161	55
11	11550.00	42.69	54.00	-11.31	28.05	14.64	Average	100	245
12	11550.00	55.95	74.00	-18.05	41.31	14.64	Peak	100	245

Note 1: Emission Level (dBuV/m) = SA Reading (dBuV/m) + Factor* (dB)
*Factor includes antenna factor , cable loss and amplifier gain
Note 2: Margin (dB) = Emission level (dBuV/m) – Limit (dBuV/m).

Modulation	VHT80	Test Freq. (MHz)	5775
Polarization	Vertical		

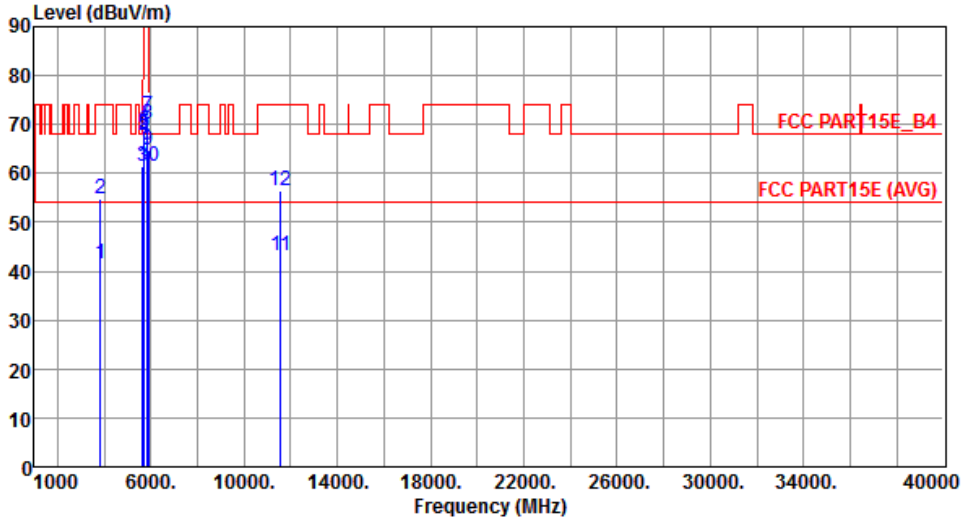

	Freq. MHz	Emission level dBuV/m	Limit dBuV/m	Margin dB	SA reading dBuV	Factor dB	Remark	ANT High cm	Turn Table deg
1	3850.00	41.46	54.00	-12.54	39.44	2.02	Average	100	174
2	3850.00	54.84	74.00	-19.16	52.82	2.02	Peak	100	174
3	5650.00	61.53	68.20	-6.67	55.84	5.69	Peak	296	93
4	5700.00	67.00	105.20	-38.20	61.23	5.77	Peak	296	93
5	5720.00	67.92	110.80	-42.88	62.13	5.79	Peak	296	93
6	5725.00	68.67	122.20	-53.53	62.86	5.81	Peak	296	93
7	5850.00	71.83	122.20	-50.37	65.84	5.99	Peak	296	93
8	5855.00	70.01	110.80	-40.79	64.01	6.00	Peak	296	93
9	5875.00	64.67	105.20	-40.53	58.65	6.02	Peak	296	93
10	5925.00	61.36	68.20	-6.84	55.27	6.09	Peak	296	93
11	11550.00	43.08	54.00	-10.92	28.44	14.64	Average	100	253
12	11550.00	56.32	74.00	-17.68	41.68	14.64	Peak	100	253

Note 1: Emission Level (dBuV/m) = SA Reading (dBuV/m) + Factor* (dB)
*Factor includes antenna factor , cable loss and amplifier gain
Note 2: Margin (dB) = Emission level (dBuV/m) – Limit (dBuV/m).

Configuration 4 : Isolated Magnetic Dipole Antenna

3.5.19 Transmitter Radiated Unwanted Emissions (Below 1GHz)

Modulation	VHT20	**Test Freq. (MHz)**	5240
Polarization	Horizontal		

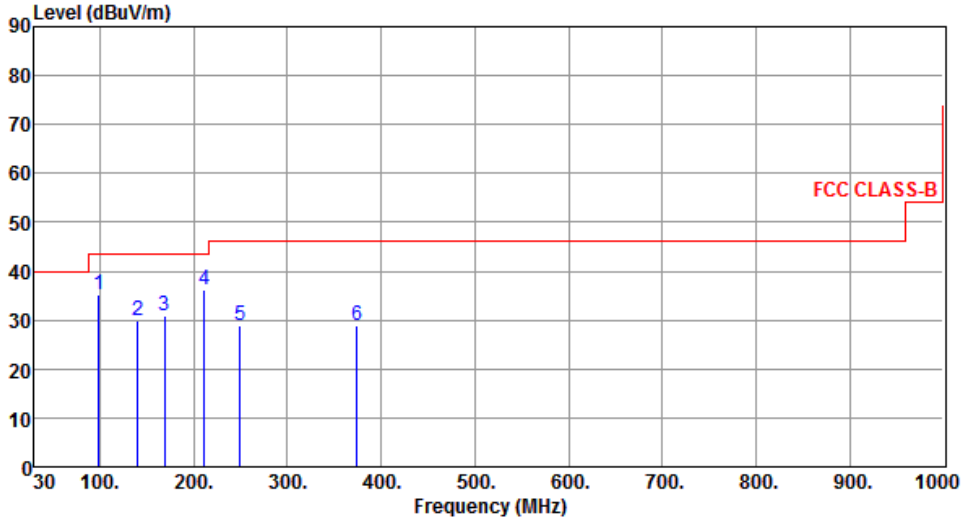

	Freq. MHz	Emission level dBuV/m	Limit dBuV/m	Margin dB	SA reading dBuV	Factor dB	Remark	ANT High cm	Turn Table deg
1	98.73	35.26	43.50	-8.24	48.94	-13.68	Peak	---	---
2	140.36	29.73	43.50	-13.77	38.56	-8.83	Peak	---	---
3	168.55	30.73	43.50	-12.77	39.43	-8.70	Peak	---	---
4	211.51	36.15	43.50	-7.35	47.41	-11.26	Peak	---	---
5	249.42	28.76	46.00	-17.24	38.38	-9.62	Peak	---	---
6	374.51	28.83	46.00	-17.17	34.75	-5.92	Peak	---	---

Note 1: Emission Level (dBuV/m) = SA Reading (dBuV/m) + Factor* (dB)
*Factor includes antenna factor , cable loss and amplifier gain
Note 2: Margin (dB) = Emission level (dBuV/m) – Limit (dBuV/m).
Note 3: All spurious emissions below 30MHz are more than 20 dB below the limit.

Modulation	VHT20	Test Freq. (MHz)	5240
Polarization	Vertical		

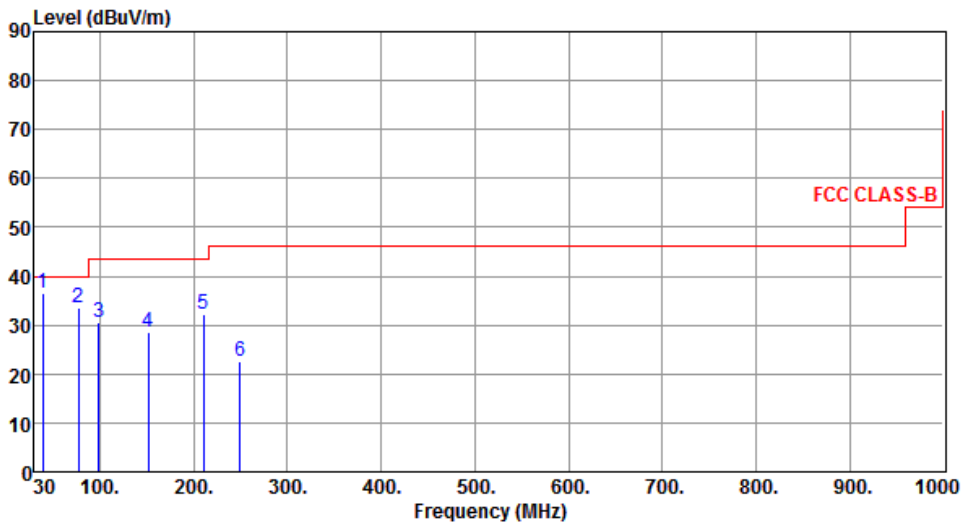

	Freq. MHz	Emission level dBuV/m	Limit dBuV/m	Margin dB	SA reading dBuV	Factor dB	Remark	ANT High cm	Turn Table deg
1	38.61	36.66	40.00	-3.34	45.52	-8.86	Peak	---	---
2	77.42	33.43	40.00	-6.57	46.06	-12.63	Peak	---	---
3	98.76	30.45	43.50	-13.05	44.13	-13.68	Peak	---	---
4	151.42	28.42	43.50	-15.08	36.92	-8.50	Peak	---	---
5	210.36	32.33	43.50	-11.17	43.61	-11.28	Peak	---	---
6	249.43	22.57	46.00	-23.43	32.19	-9.62	Peak	---	---

Note 1: Emission Level (dBuV/m) = SA Reading (dBuV/m) + Factor* (dB)
*Factor includes antenna factor , cable loss and amplifier gain
Note 2: Margin (dB) = Emission level (dBuV/m) – Limit (dBuV/m).
Note 3: All spurious emissions below 30MHz are more than 20 dB below the limit.

Modulation	VHT20	Test Freq. (MHz)	5825
Polarization	Horizontal		

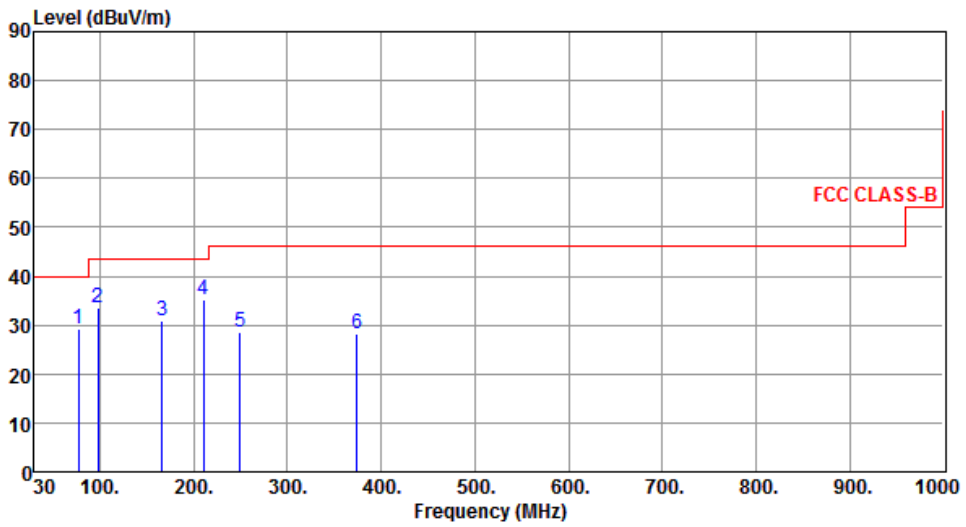

	Freq. MHz	Emission level dBuV/m	Limit dBuV/m	Margin dB	SA reading dBuV	Factor dB	Remark	ANT High cm	Turn Table deg
1	77.46	29.31	40.00	-10.69	41.95	-12.64	Peak	---	---
2	97.82	33.52	43.50	-9.98	47.30	-13.78	Peak	---	---
3	166.76	30.72	43.50	-12.78	39.36	-8.64	Peak	---	---
4	210.62	35.25	43.50	-8.25	46.52	-11.27	Peak	---	---
5	249.30	28.47	46.00	-17.53	38.09	-9.62	Peak	---	---
6	374.42	28.21	46.00	-17.79	34.13	-5.92	Peak	---	---

Note 1: Emission Level (dBuV/m) = SA Reading (dBuV/m) + Factor* (dB)
*Factor includes antenna factor , cable loss and amplifier gain
Note 2: Margin (dB) = Emission level (dBuV/m) – Limit (dBuV/m).
Note 3: All spurious emissions below 30MHz are more than 20 dB below the limit.

Modulation	VHT20	Test Freq. (MHz)	5825
Polarization	Vertical		

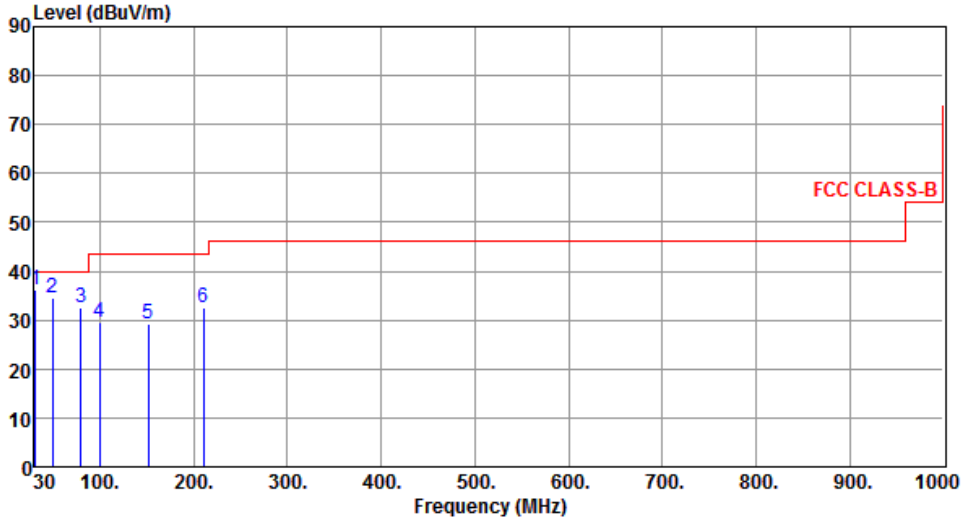

	Freq. MHz	Emission level dBuV/m	Limit dBuV/m	Margin dB	SA reading dBuV	Factor dB	Remark	ANT High cm	Turn Table deg
1	30.85	36.25	40.00	-3.75	45.60	-9.35	Peak	---	---
2	49.42	34.62	40.00	-5.38	42.77	-8.15	Peak	---	---
3	79.52	32.44	40.00	-7.56	45.51	-13.07	Peak	---	---
4	99.72	29.53	43.50	-13.97	43.10	-13.57	Peak	---	---
5	151.53	29.31	43.50	-14.19	37.80	-8.49	Peak	---	---
6	210.36	32.43	43.50	-11.07	43.71	-11.28	Peak	---	---

Note 1: Emission Level (dBuV/m) = SA Reading (dBuV/m) + Factor* (dB)
*Factor includes antenna factor , cable loss and amplifier gain
Note 2: Margin (dB) = Emission level (dBuV/m) – Limit (dBuV/m).
Note 3: All spurious emissions below 30MHz are more than 20 dB below the limit.

3.5.20 Transmitter Radiated Unwanted Emissions (Above 1GHz) for 11a

Modulation	11a	Test Freq. (MHz)	5180
Polarization	Horizontal		

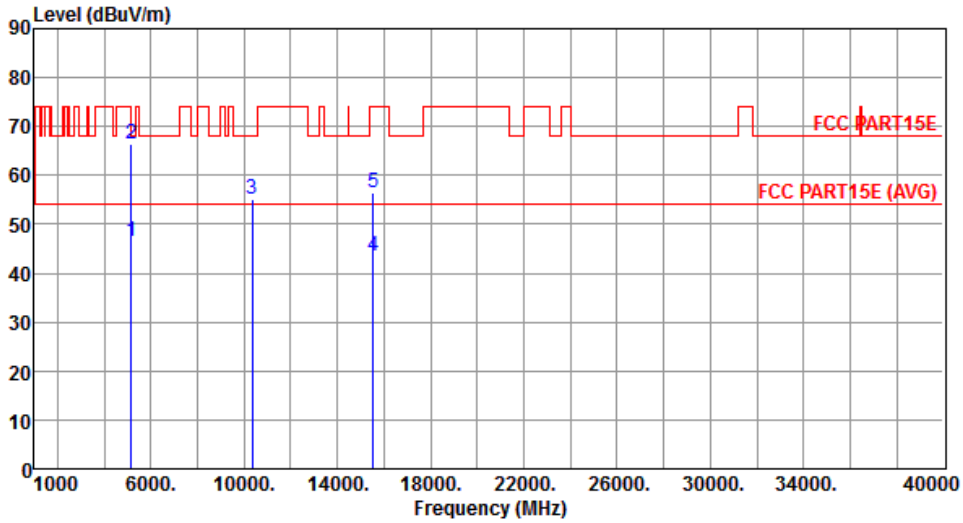

	Freq. MHz	Emission level dBuV/m	Limit dBuV/m	Margin dB	SA reading dBuV	Factor dB	Remark	ANT High cm	Turn Table deg
1	5150.00	46.60	54.00	-7.40	41.58	5.02	Average	100	211
2	5150.00	66.31	74.00	-7.69	61.29	5.02	Peak	100	211
3	10360.00	54.97	68.20	-13.23	41.23	13.74	Peak	202	285
4	15540.00	43.39	54.00	-10.61	28.42	14.97	Average	144	302
5	15540.00	56.45	74.00	-17.55	41.48	14.97	Peak	144	302

Note 1: Emission Level (dBuV/m) = SA Reading (dBuV/m) + Factor* (dB)
*Factor includes antenna factor , cable loss and amplifier gain
Note 2: Margin (dB) = Emission level (dBuV/m) – Limit (dBuV/m).

Modulation	11a	Test Freq. (MHz)	5180
Polarization	Vertical		

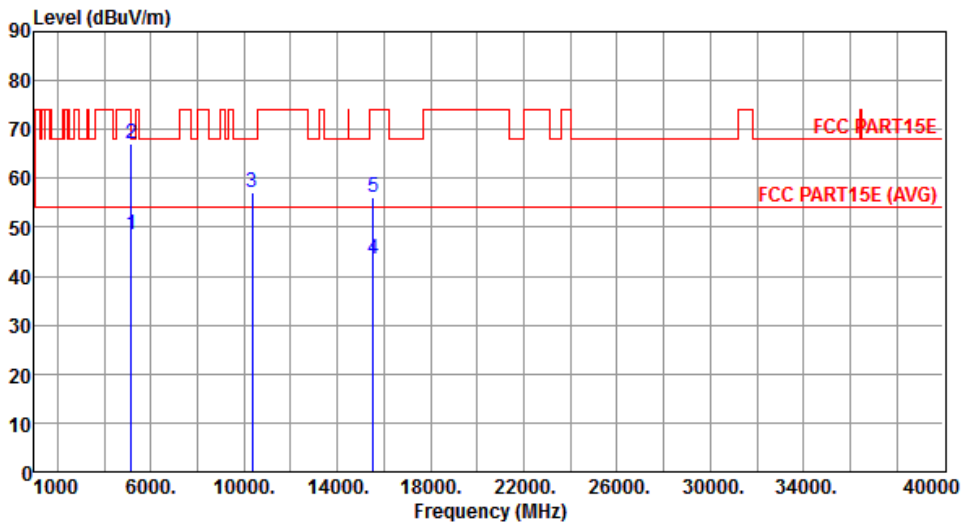

	Freq. MHz	Emission level dBuV/m	Limit dBuV/m	Margin dB	SA reading dBuV	Factor dB	Remark	ANT High cm	Turn Table deg
1	5150.00	48.49	54.00	-5.51	43.47	5.02	Average	140	202
2	5150.00	67.24	74.00	-6.76	62.22	5.02	Peak	140	202
3	10360.00	57.00	68.20	-11.20	43.26	13.74	Peak	100	142
4	15540.00	43.62	54.00	-10.38	28.65	14.97	Average	150	7
5	15540.00	56.28	74.00	-17.72	41.31	14.97	Peak	150	7

Note 1: Emission Level (dBuV/m) = SA Reading (dBuV/m) + Factor* (dB)
*Factor includes antenna factor , cable loss and amplifier gain
Note 2: Margin (dB) = Emission level (dBuV/m) – Limit (dBuV/m).

Modulation	11a	Test Freq. (MHz)	5200
Polarization	Horizontal		

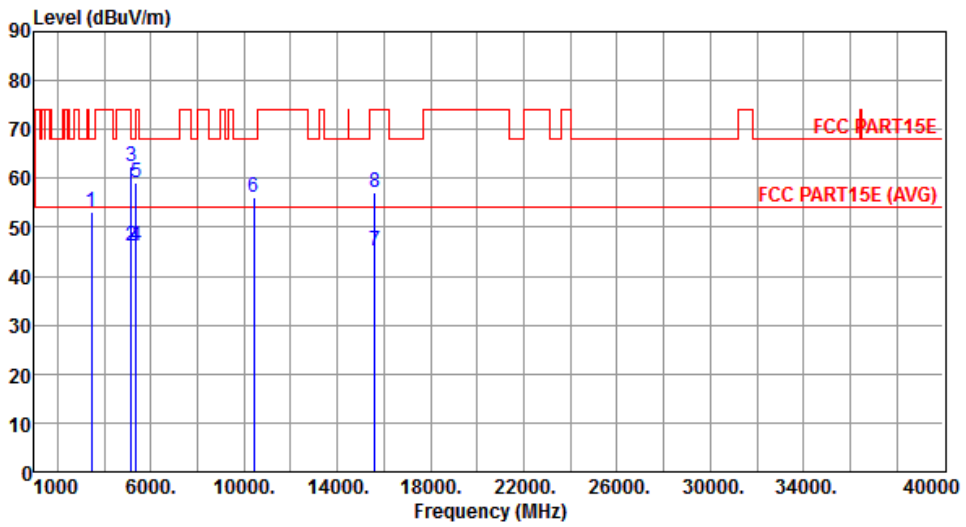

	Freq. MHz	Emission level dBuV/m	Limit dBuV/m	Margin dB	SA reading dBuV	Factor dB	Remark	ANT High cm	Turn Table deg
1	3466.66	53.11	68.20	-15.09	52.25	0.86	Peak	100	166
2	5150.00	46.16	54.00	-7.84	41.14	5.02	Average	172	211
3	5150.00	62.30	74.00	-11.70	57.28	5.02	Peak	172	211
4	5350.00	46.13	54.00	-7.87	40.82	5.31	Average	172	211
5	5350.00	59.14	74.00	-14.86	53.83	5.31	Peak	172	211
6	10400.00	56.26	68.20	-11.94	42.49	13.77	Peak	206	287
7	15600.00	45.16	54.00	-8.84	30.22	14.94	Average	146	304
8	15600.00	57.28	74.00	-16.72	42.34	14.94	Peak	146	304

Note 1: Emission Level (dBuV/m) = SA Reading (dBuV/m) + Factor* (dB)
*Factor includes antenna factor , cable loss and amplifier gain
Note 2: Margin (dB) = Emission level (dBuV/m) – Limit (dBuV/m).

Modulation	11a	Test Freq. (MHz)	5200
Polarization	Vertical		

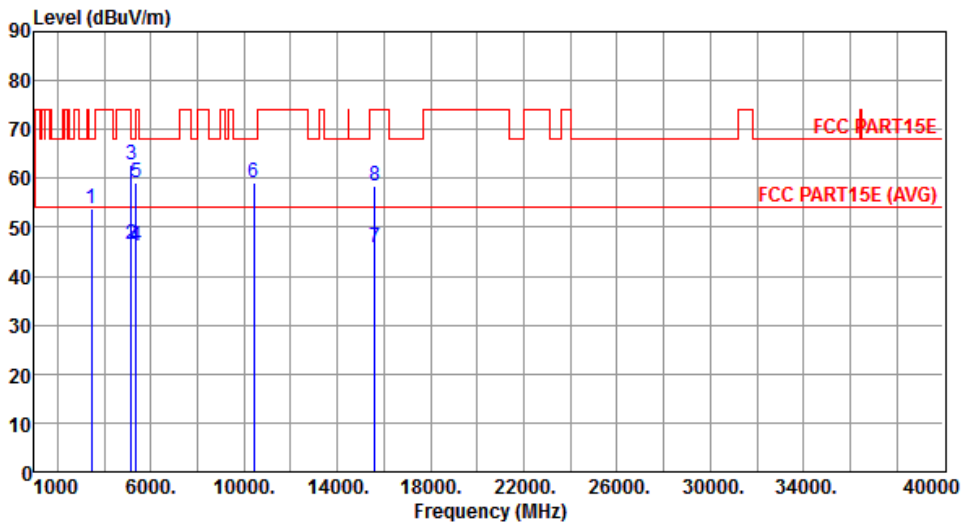

	Freq. MHz	Emission level dBuV/m	Limit dBuV/m	Margin dB	SA reading dBuV	Factor dB	Remark	ANT High cm	Turn Table deg
1	3466.66	53.64	68.20	-14.56	52.78	0.86	Peak	100	156
2	5150.00	46.54	54.00	-7.46	41.52	5.02	Average	207	260
3	5150.00	62.81	74.00	-11.19	57.79	5.02	Peak	207	260
4	5350.00	46.22	54.00	-7.78	40.91	5.31	Average	207	260
5	5350.00	59.15	74.00	-14.85	53.84	5.31	Peak	207	260
6	10400.00	59.25	68.20	-8.95	45.48	13.77	Peak	100	145
7	15600.00	45.74	54.00	-8.26	30.80	14.94	Average	152	8
8	15600.00	58.40	74.00	-15.60	43.46	14.94	Peak	152	8

Note 1: Emission Level (dBuV/m) = SA Reading (dBuV/m) + Factor* (dB)
*Factor includes antenna factor , cable loss and amplifier gain
Note 2: Margin (dB) = Emission level (dBuV/m) – Limit (dBuV/m).

Modulation	11a	Test Freq. (MHz)	5240
Polarization	Horizontal		

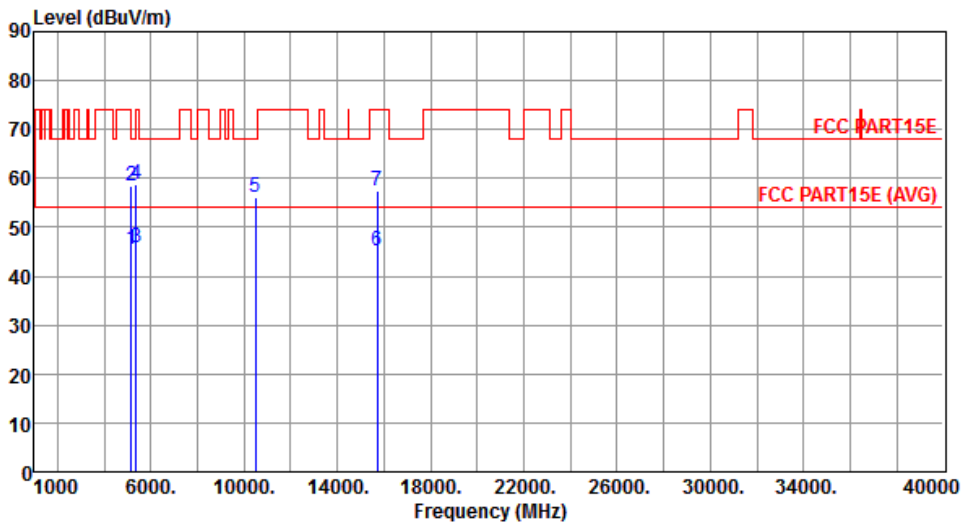

	Freq. MHz	Emission level dBuV/m	Limit dBuV/m	Margin dB	SA reading dBuV	Factor dB	Remark	ANT High cm	Turn Table deg
1	5150.00	45.46	54.00	-8.54	40.44	5.02	Average	170	212
2	5150.00	58.37	74.00	-15.63	53.35	5.02	Peak	170	212
3	5350.00	45.87	54.00	-8.13	40.56	5.31	Average	170	212
4	5350.00	58.82	74.00	-15.18	53.51	5.31	Peak	170	212
5	10480.00	56.19	68.20	-12.01	42.38	13.81	Peak	205	288
6	15720.00	45.25	54.00	-8.75	30.34	14.91	Average	142	302
7	15720.00	57.36	74.00	-16.64	42.45	14.91	Peak	142	302

Note 1: Emission Level (dBuV/m) = SA Reading (dBuV/m) + Factor* (dB)
*Factor includes antenna factor , cable loss and amplifier gain
Note 2: Margin (dB) = Emission level (dBuV/m) – Limit (dBuV/m).

Modulation	11a	Test Freq. (MHz)	5240
Polarization	Vertical		

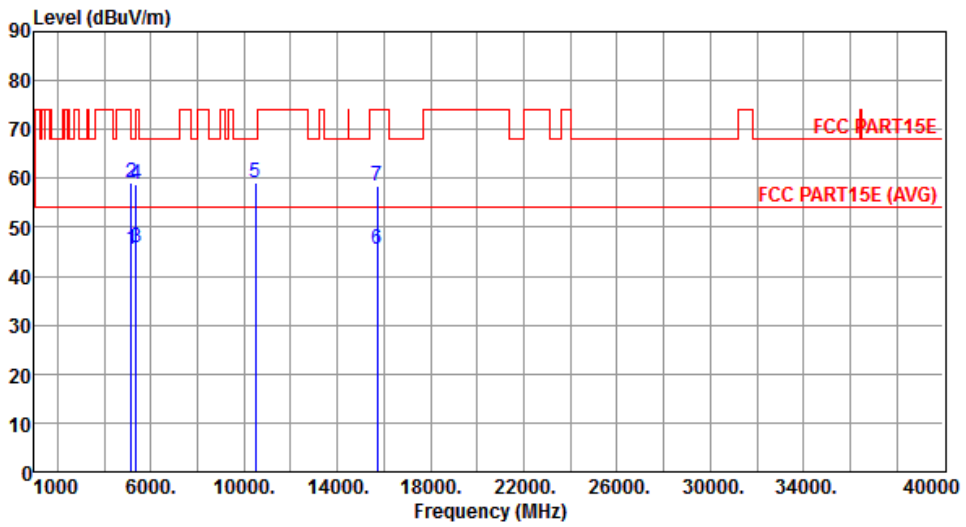

	Freq. MHz	Emission level dBuV/m	Limit dBuV/m	Margin dB	SA reading dBuV	Factor dB	Remark	ANT High cm	Turn Table deg
1	5150.00	45.58	54.00	-8.42	40.56	5.02	Average	205	260
2	5150.00	59.23	74.00	-14.77	54.21	5.02	Peak	205	260
3	5350.00	45.87	54.00	-8.13	40.56	5.31	Average	205	260
4	5350.00	58.93	74.00	-15.07	53.62	5.31	Peak	205	260
5	10480.00	59.03	68.20	-9.17	45.22	13.81	Peak	100	141
6	15720.00	45.46	54.00	-8.54	30.55	14.91	Average	150	9
7	15720.00	58.45	74.00	-15.55	43.54	14.91	Peak	150	9

Note 1: Emission Level (dBuV/m) = SA Reading (dBuV/m) + Factor* (dB)
*Factor includes antenna factor , cable loss and amplifier gain
Note 2: Margin (dB) = Emission level (dBuV/m) – Limit (dBuV/m).

Modulation	11a	Test Freq. (MHz)	5260
Polarization	Horizontal		

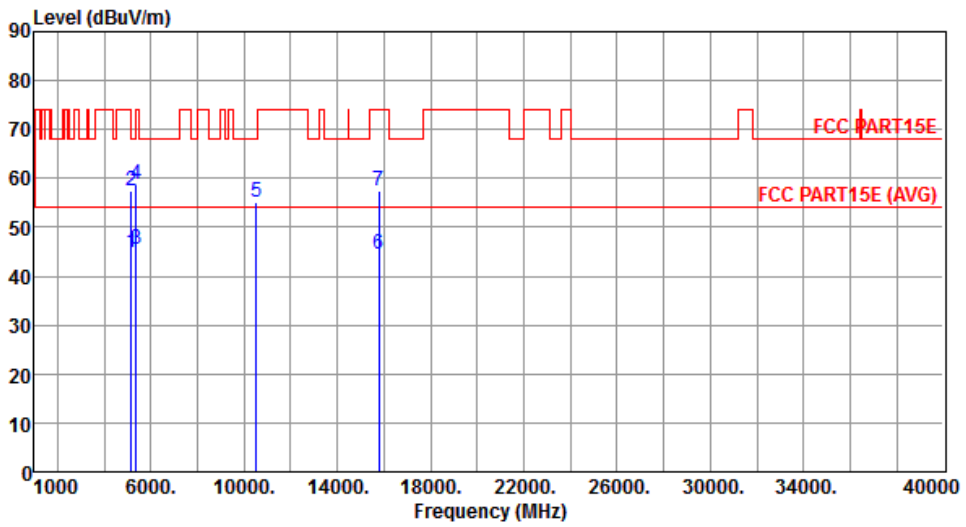

	Freq. MHz	Emission level dBuV/m	Limit dBuV/m	Margin dB	SA reading dBuV	Factor dB	Remark	ANT High cm	Turn Table deg
1	5150.00	44.87	54.00	-9.13	39.85	5.02	Average	162	208
2	5150.00	57.46	74.00	-16.54	52.44	5.02	Peak	162	208
3	5350.00	45.65	54.00	-8.35	40.34	5.31	Average	162	208
4	5350.00	58.86	74.00	-15.14	53.55	5.31	Peak	162	208
5	10520.00	55.27	68.20	-12.93	41.43	13.84	Peak	182	48
6	15780.00	44.61	54.00	-9.39	29.74	14.87	Average	100	302
7	15780.00	57.31	74.00	-16.69	42.44	14.87	Peak	100	302

Note 1: Emission Level (dBuV/m) = SA Reading (dBuV/m) + Factor* (dB)
*Factor includes antenna factor , cable loss and amplifier gain
Note 2: Margin (dB) = Emission level (dBuV/m) – Limit (dBuV/m).

Modulation	11a	Test Freq. (MHz)	5260
Polarization	Vertical		

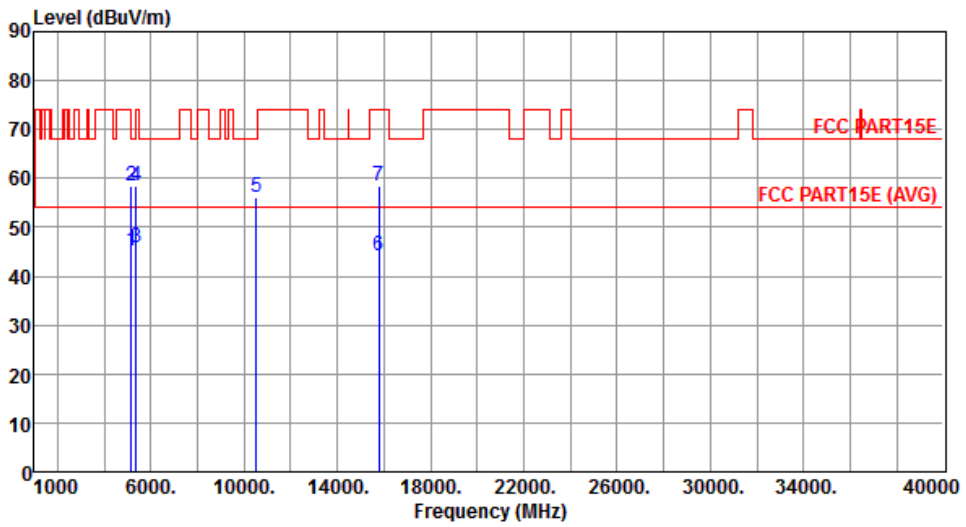

	Freq. MHz	Emission level dBuV/m	Limit dBuV/m	Margin dB	SA reading dBuV	Factor dB	Remark	ANT High cm	Turn Table deg
1	5150.00	45.24	54.00	-8.76	40.22	5.02	Average	122	188
2	5150.00	58.49	74.00	-15.51	53.47	5.02	Peak	122	188
3	5350.00	45.84	54.00	-8.16	40.53	5.31	Average	122	188
4	5350.00	58.58	74.00	-15.42	53.27	5.31	Peak	122	188
5	10520.00	56.15	68.20	-12.05	42.31	13.84	Peak	100	135
6	15780.00	44.31	54.00	-9.69	29.44	14.87	Average	100	5
7	15780.00	58.44	74.00	-15.56	43.57	14.87	Peak	100	5

Note 1: Emission Level (dBuV/m) = SA Reading (dBuV/m) + Factor* (dB)
*Factor includes antenna factor , cable loss and amplifier gain
Note 2: Margin (dB) = Emission level (dBuV/m) – Limit (dBuV/m).

Modulation	11a	Test Freq. (MHz)	5300
Polarization	Horizontal		

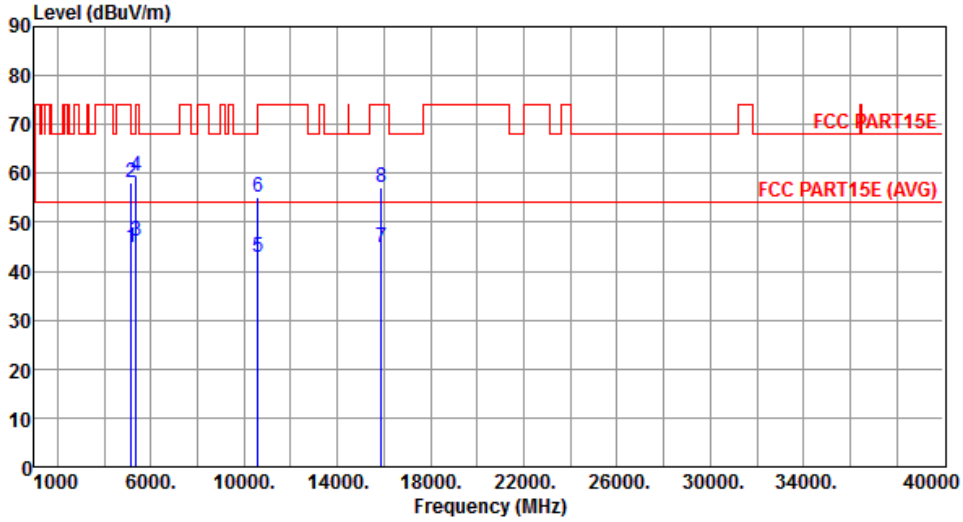

	Freq. MHz	Emission level dBuV/m	Limit dBuV/m	Margin dB	SA reading dBuV	Factor dB	Remark	ANT High cm	Turn Table deg
1	5150.00	44.80	54.00	-9.20	39.78	5.02	Average	163	210
2	5150.00	57.97	74.00	-16.03	52.95	5.02	Peak	163	210
3	5350.00	46.21	54.00	-7.79	40.90	5.31	Average	163	210
4	5350.00	59.45	74.00	-14.55	54.14	5.31	Peak	163	210
5	10600.00	42.88	54.00	-11.12	28.96	13.92	Average	183	46
6	10600.00	55.13	74.00	-18.87	41.21	13.92	Peak	183	46
7	15900.00	44.74	54.00	-9.26	29.90	14.84	Average	100	300
8	15900.00	57.08	74.00	-16.92	42.24	14.84	Peak	100	300

Note 1: Emission Level (dBuV/m) = SA Reading (dBuV/m) + Factor* (dB)
*Factor includes antenna factor , cable loss and amplifier gain
Note 2: Margin (dB) = Emission level (dBuV/m) – Limit (dBuV/m).

Modulation	11a	Test Freq. (MHz)	5300
Polarization	Vertical		

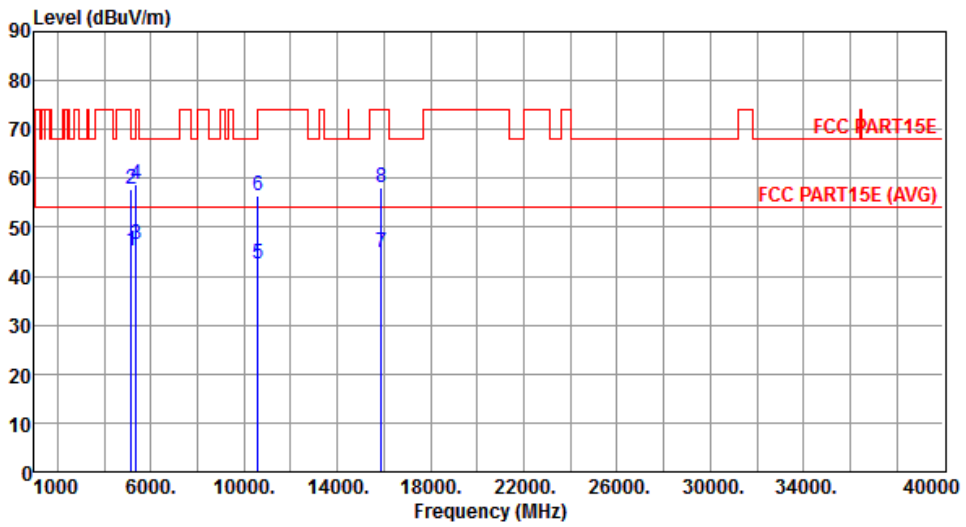

	Freq. MHz	Emission level dBuV/m	Limit dBuV/m	Margin dB	SA reading dBuV	Factor dB	Remark	ANT High cm	Turn Table deg
1	5150.00	45.06	54.00	-8.94	40.04	5.02	Average	124	190
2	5150.00	57.68	74.00	-16.32	52.66	5.02	Peak	124	190
3	5350.00	46.38	54.00	-7.62	41.07	5.31	Average	124	190
4	5350.00	58.70	74.00	-15.30	53.39	5.31	Peak	124	190
5	10600.00	42.48	54.00	-11.52	28.56	13.92	Average	100	138
6	10600.00	56.62	74.00	-17.38	42.70	13.92	Peak	100	138
7	15900.00	44.88	54.00	-9.12	30.04	14.84	Average	100	4
8	15900.00	57.98	74.00	-16.02	43.14	14.84	Peak	100	4

Note 1: Emission Level (dBuV/m) = SA Reading (dBuV/m) + Factor* (dB)
*Factor includes antenna factor , cable loss and amplifier gain
Note 2: Margin (dB) = Emission level (dBuV/m) – Limit (dBuV/m).

Modulation	11a	Test Freq. (MHz)	5320
Polarization	Horizontal		

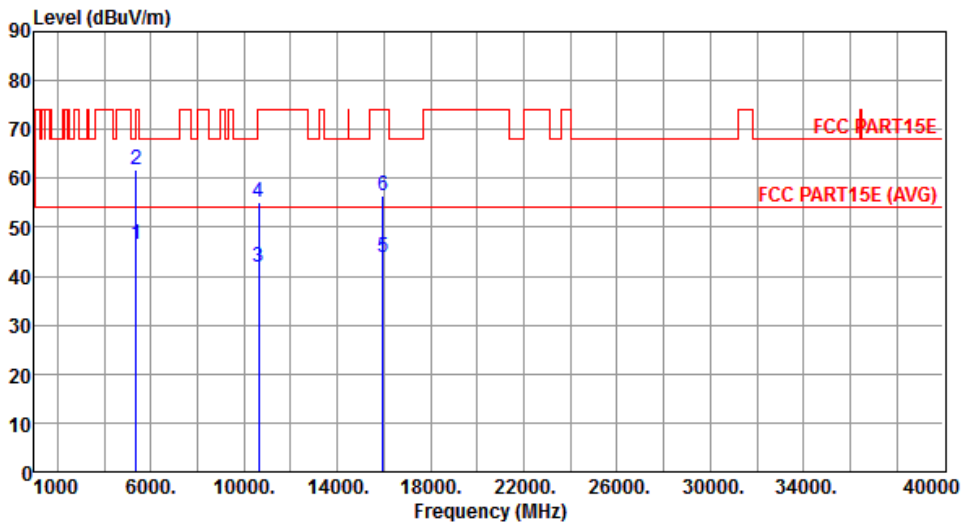

	Freq. MHz	Emission level dBuV/m	Limit dBuV/m	Margin dB	SA reading dBuV	Factor dB	Remark	ANT High cm	Turn Table deg
1	5350.00	46.55	54.00	-7.45	41.24	5.31	Average	176	212
2	5350.00	61.62	74.00	-12.38	56.31	5.31	Peak	176	212
3	10640.00	41.97	54.00	-12.03	28.01	13.96	Average	182	45
4	10640.00	55.28	74.00	-18.72	41.32	13.96	Peak	182	45
5	15960.00	43.67	54.00	-10.33	28.86	14.81	Average	100	299
6	15960.00	56.43	74.00	-17.57	41.62	14.81	Peak	100	299

Note 1: Emission Level (dBuV/m) = SA Reading (dBuV/m) + Factor* (dB)
*Factor includes antenna factor , cable loss and amplifier gain
Note 2: Margin (dB) = Emission level (dBuV/m) – Limit (dBuV/m).

Modulation	11a	Test Freq. (MHz)	5320
Polarization	Vertical		

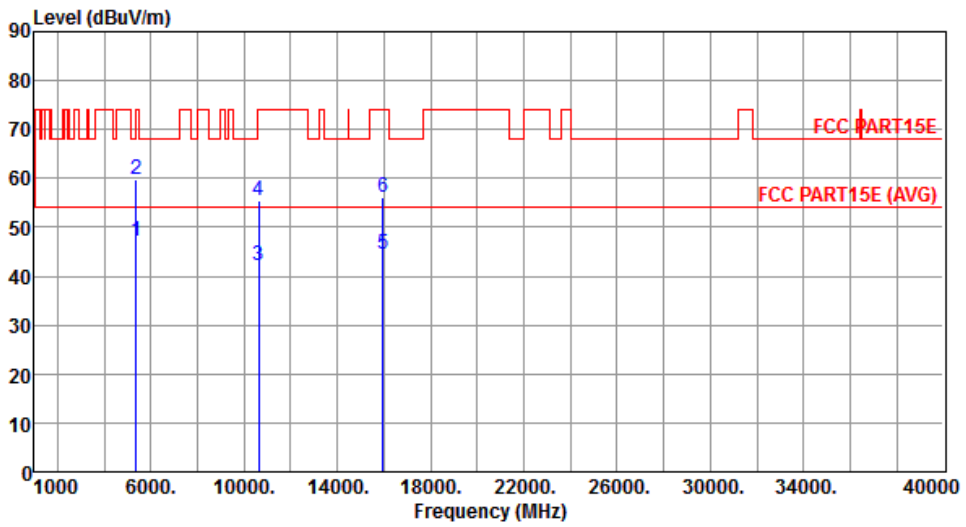

	Freq. MHz	Emission level dBuV/m	Limit dBuV/m	Margin dB	SA reading dBuV	Factor dB	Remark	ANT High cm	Turn Table deg
1	5350.00	47.10	54.00	-6.90	41.79	5.31	Average	124	189
2	5350.00	59.62	74.00	-14.38	54.31	5.31	Peak	124	189
3	10640.00	42.07	54.00	-11.93	28.11	13.96	Average	100	136
4	10640.00	55.52	74.00	-18.48	41.56	13.96	Peak	100	136
5	15960.00	44.36	54.00	-9.64	29.55	14.81	Average	100	2
6	15960.00	56.25	74.00	-17.75	41.44	14.81	Peak	100	2

Note 1: Emission Level (dBuV/m) = SA Reading (dBuV/m) + Factor* (dB)
*Factor includes antenna factor , cable loss and amplifier gain
Note 2: Margin (dB) = Emission level (dBuV/m) – Limit (dBuV/m).

Modulation	11a	Test Freq. (MHz)	5500
Polarization	Horizontal		

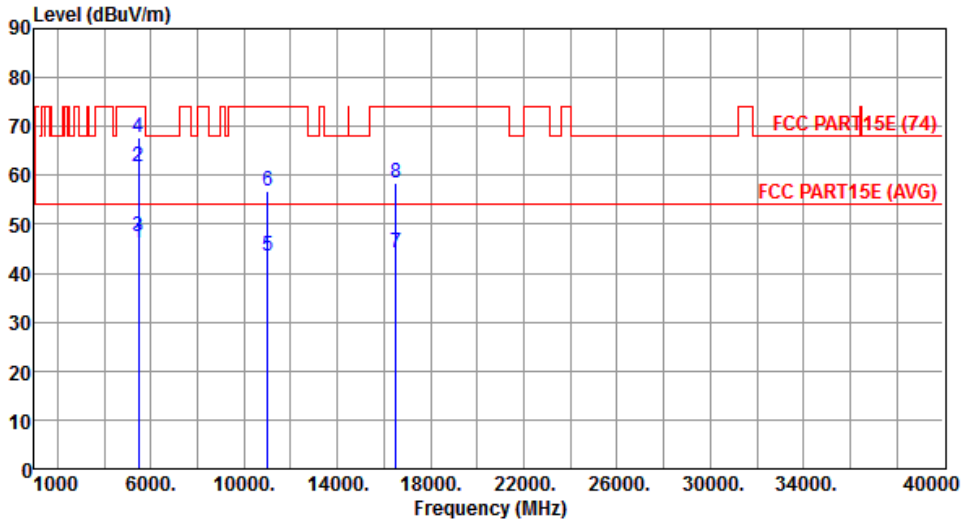

	Freq. MHz	Emission level dBuV/m	Limit dBuV/m	Margin dB	SA reading dBuV	Factor dB	Remark	ANT High cm	Turn Table deg
1	5460.00	46.25	54.00	-7.75	40.79	5.46	Average	168	212
2	5460.00	61.93	74.00	-12.07	56.47	5.46	Peak	168	212
3	5470.00	47.58	54.00	-6.42	42.11	5.47	Average	168	212
4	5470.00	67.61	74.00	-6.39	62.14	5.47	Peak	168	212
5	11000.00	43.42	54.00	-10.58	29.12	14.30	Average	162	25
6	11000.00	56.75	74.00	-17.25	42.45	14.30	Peak	162	25
7	16500.00	44.05	54.00	-9.95	28.21	15.84	Average	100	146
8	16500.00	58.49	74.00	-15.51	42.65	15.84	Peak	100	146

Note 1: Emission Level (dBuV/m) = SA Reading (dBuV/m) + Factor* (dB)
*Factor includes antenna factor , cable loss and amplifier gain
Note 2: Margin (dB) = Emission level (dBuV/m) – Limit (dBuV/m).

Modulation	11a	Test Freq. (MHz)	5500
Polarization	Vertical		

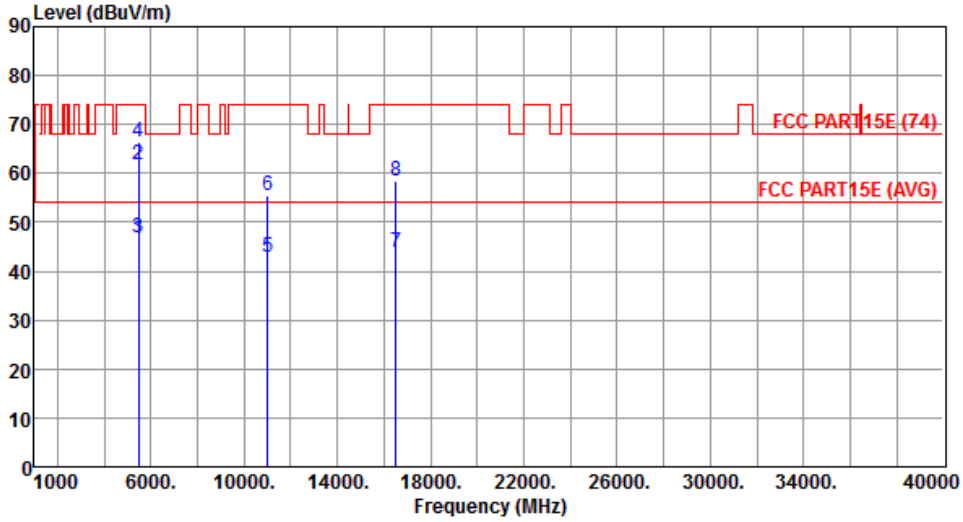

	Freq. MHz	Emission level dBuV/m	Limit dBuV/m	Margin dB	SA reading dBuV	Factor dB	Remark	ANT High cm	Turn Table deg
1	5460.00	46.40	54.00	-7.60	40.94	5.46	Average	192	279
2	5460.00	61.73	74.00	-12.27	56.27	5.46	Peak	192	279
3	5470.00	46.97	54.00	-7.03	41.50	5.47	Average	192	279
4	5470.00	66.47	74.00	-7.53	61.00	5.47	Peak	192	279
5	11000.00	42.86	54.00	-11.14	28.56	14.30	Average	165	17
6	11000.00	55.52	74.00	-18.48	41.22	14.30	Peak	165	17
7	16500.00	44.00	54.00	-10.00	28.16	15.84	Average	100	330
8	16500.00	58.51	74.00	-15.49	42.67	15.84	Peak	100	330

Note 1: Emission Level (dBuV/m) = SA Reading (dBuV/m) + Factor* (dB)
*Factor includes antenna factor , cable loss and amplifier gain
Note 2: Margin (dB) = Emission level (dBuV/m) – Limit (dBuV/m).

Modulation	11a	Test Freq. (MHz)	5580
Polarization	Horizontal		

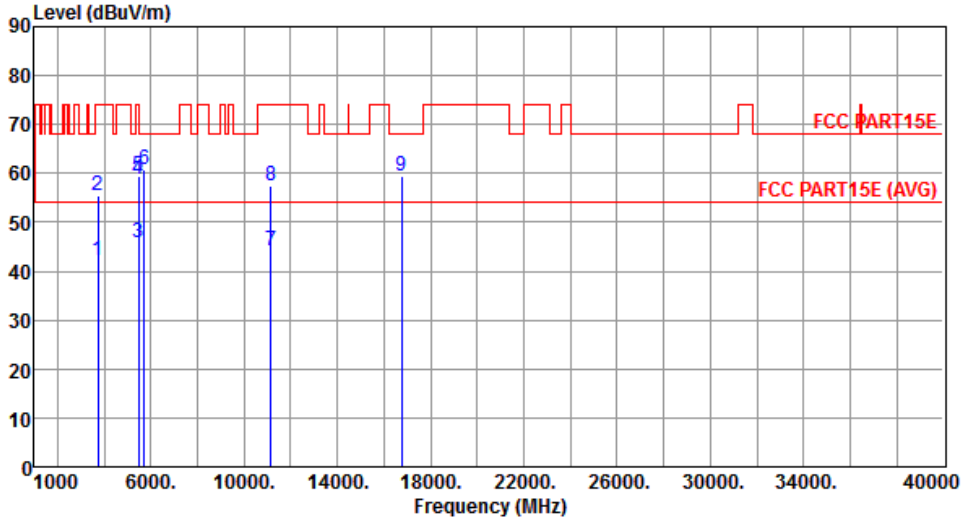

	Freq. MHz	Emission level dBuV/m	Limit dBuV/m	Margin dB	SA reading dBuV	Factor dB	Remark	ANT High cm	Turn Table deg
1	3720.00	42.16	54.00	-11.84	40.56	1.60	Average	100	165
2	3720.00	55.33	74.00	-18.67	53.73	1.60	Peak	100	165
3	5460.00	45.86	54.00	-8.14	40.40	5.46	Average	146	211
4	5460.00	58.64	74.00	-15.36	53.18	5.46	Peak	146	211
5	5470.00	59.46	68.20	-8.74	53.99	5.47	Peak	146	211
6	5725.00	60.63	68.20	-7.57	54.82	5.81	Peak	146	211
7	11160.00	44.09	54.00	-9.91	29.65	14.44	Average	164	23
8	11160.00	57.54	74.00	-16.46	43.10	14.44	Peak	164	23
9	16740.00	59.30	68.20	-8.90	43.33	15.97	Peak	164	45

Note 1: Emission Level (dBuV/m) = SA Reading (dBuV/m) + Factor* (dB)
*Factor includes antenna factor , cable loss and amplifier gain
Note 2: Margin (dB) = Emission level (dBuV/m) – Limit (dBuV/m).

Modulation	11a	Test Freq. (MHz)	5580
Polarization	Vertical		

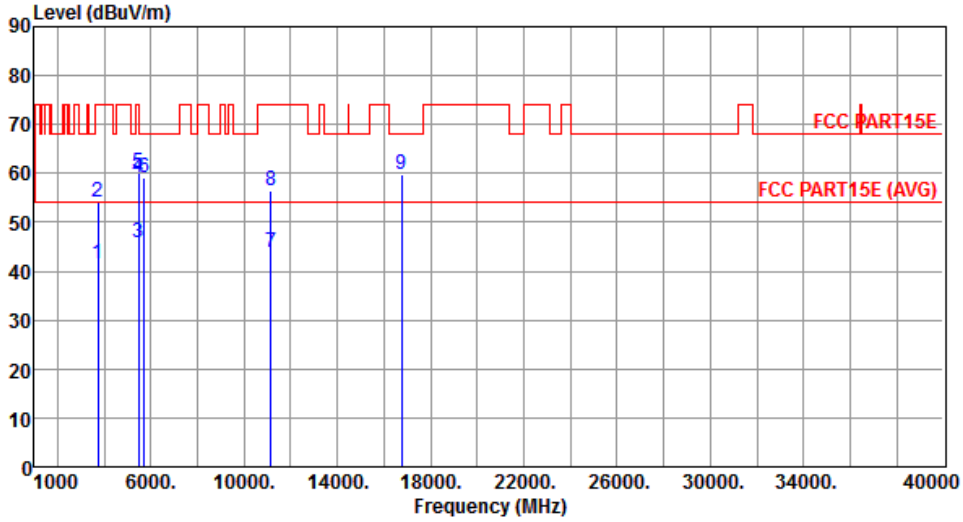

	Freq. MHz	Emission level dBuV/m	Limit dBuV/m	Margin dB	SA reading dBuV	Factor dB	Remark	ANT High cm	Turn Table deg
1	3720.00	41.59	54.00	-12.41	39.99	1.60	Average	100	165
2	3720.00	54.06	74.00	-19.94	52.46	1.60	Peak	100	165
3	5460.00	45.69	54.00	-8.31	40.23	5.46	Average	145	258
4	5460.00	59.01	74.00	-14.99	53.55	5.46	Peak	145	258
5	5470.00	60.15	68.20	-8.05	54.68	5.47	Peak	145	258
6	5725.00	59.26	68.20	-8.94	53.45	5.81	Peak	145	258
7	11160.00	43.87	54.00	-10.13	29.43	14.44	Average	168	18
8	11160.00	56.37	74.00	-17.63	41.93	14.44	Peak	168	18
9	16740.00	59.75	68.20	-8.45	43.78	15.97	Peak	123	327

Note 1: Emission Level (dBuV/m) = SA Reading (dBuV/m) + Factor* (dB)
*Factor includes antenna factor , cable loss and amplifier gain
Note 2: Margin (dB) = Emission level (dBuV/m) – Limit (dBuV/m).

Modulation	11a	Test Freq. (MHz)	5700
Polarization	Horizontal		

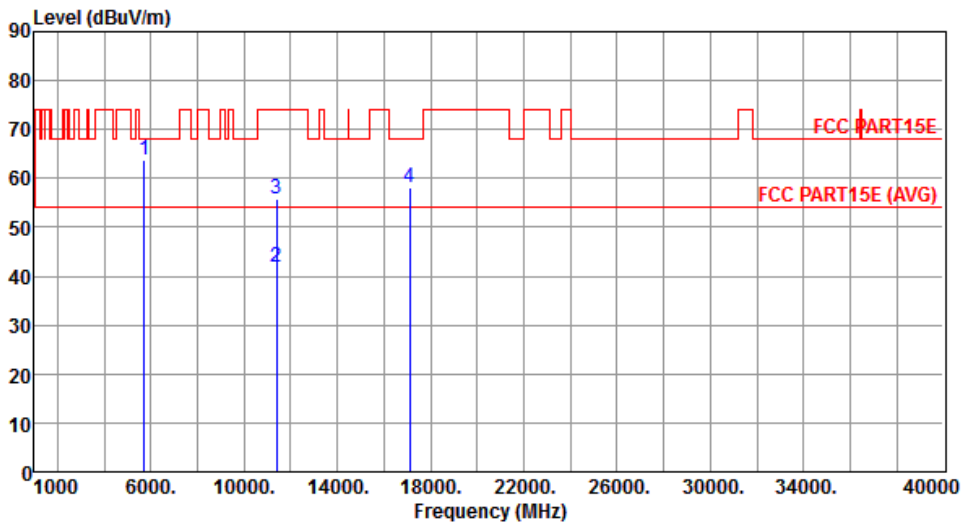

	Freq. MHz	Emission level dBuV/m	Limit dBuV/m	Margin dB	SA reading dBuV	Factor dB	Remark	ANT High cm	Turn Table deg
1	5725.00	63.78	68.20	-4.42	57.97	5.81	Peak	101	206
2	11400.00	42.00	54.00	-12.00	27.35	14.65	Average	162	25
3	11400.00	55.87	74.00	-18.13	41.22	14.65	Peak	162	25
4	17100.00	58.06	68.20	-10.14	41.55	16.51	Peak	100	145

Note 1: Emission Level (dBuV/m) = SA Reading (dBuV/m) + Factor* (dB)
*Factor includes antenna factor , cable loss and amplifier gain
Note 2: Margin (dB) = Emission level (dBuV/m) – Limit (dBuV/m).

Modulation	11a	Test Freq. (MHz)	5700
Polarization	Vertical		

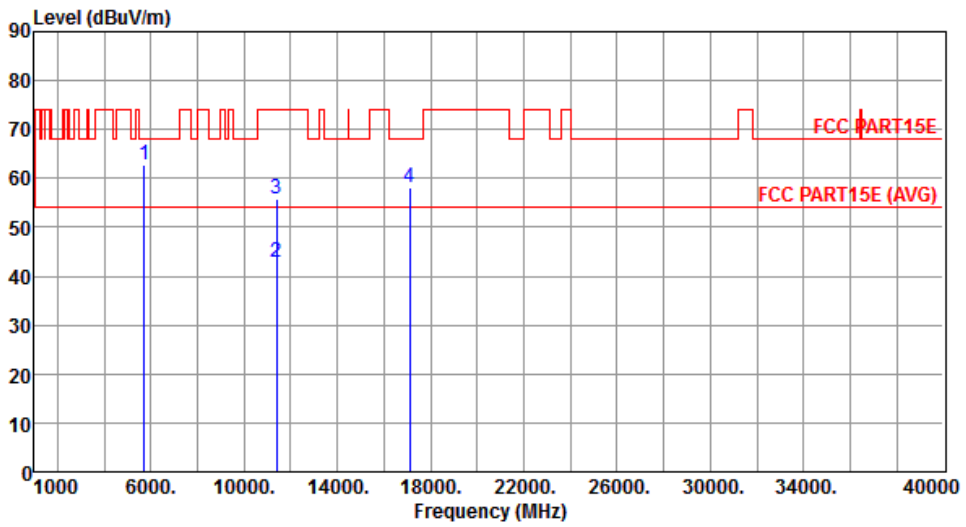

	Freq. MHz	Emission level dBuV/m	Limit dBuV/m	Margin dB	SA reading dBuV	Factor dB	Remark	ANT High cm	Turn Table deg
1	5725.00	62.92	68.20	-5.28	57.11	5.81	Peak	257	258
2	11400.00	42.77	54.00	-11.23	28.12	14.65	Average	165	15
3	11400.00	55.67	74.00	-18.33	41.02	14.65	Peak	165	15
4	17100.00	57.95	68.20	-10.25	41.44	16.51	Peak	115	326

Note 1: Emission Level (dBuV/m) = SA Reading (dBuV/m) + Factor* (dB)
*Factor includes antenna factor , cable loss and amplifier gain
Note 2: Margin (dB) = Emission level (dBuV/m) – Limit (dBuV/m).

Modulation	11a	Test Freq. (MHz)	5720
Polarization	Horizontal		

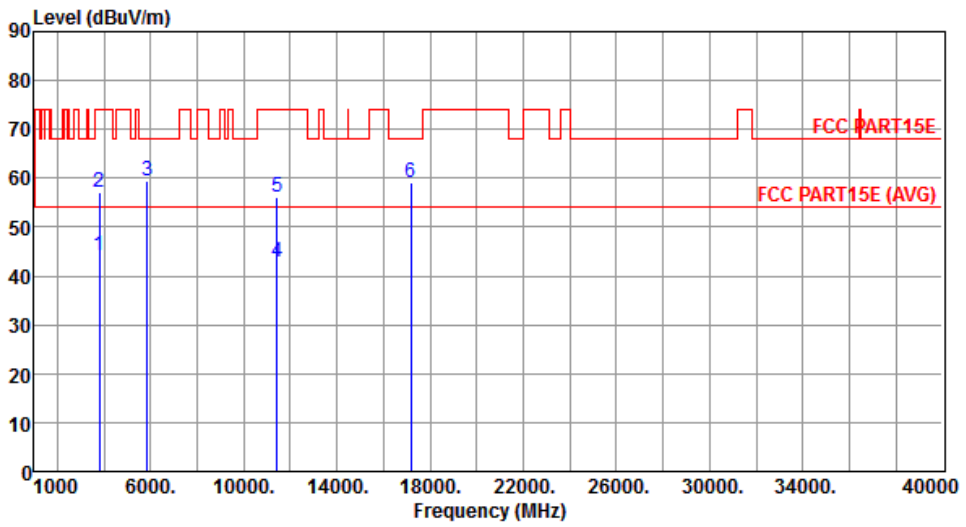

	Freq. MHz	Emission level dBuV/m	Limit dBuV/m	Margin dB	SA reading dBuV	Factor dB	Remark	ANT High cm	Turn Table deg
1	3813.33	44.06	54.00	-9.94	42.16	1.90	Average	157	198
2	3813.33	57.27	74.00	-16.73	55.37	1.90	Peak	157	198
3	5850.00	59.32	68.20	-8.88	53.33	5.99	Peak	100	215
4	11440.00	42.98	54.00	-11.02	28.29	14.69	Average	159	30
5	11440.00	56.06	74.00	-17.94	41.37	14.69	Peak	159	30
6	17160.00	58.98	68.20	-9.22	42.22	16.76	Peak	100	293

Note 1: Emission Level (dBuV/m) = SA Reading (dBuV/m) + Factor* (dB)
*Factor includes antenna factor , cable loss and amplifier gain
Note 2: Margin (dB) = Emission level (dBuV/m) – Limit (dBuV/m).

Modulation	11a	Test Freq. (MHz)	5720
Polarization	Vertical		

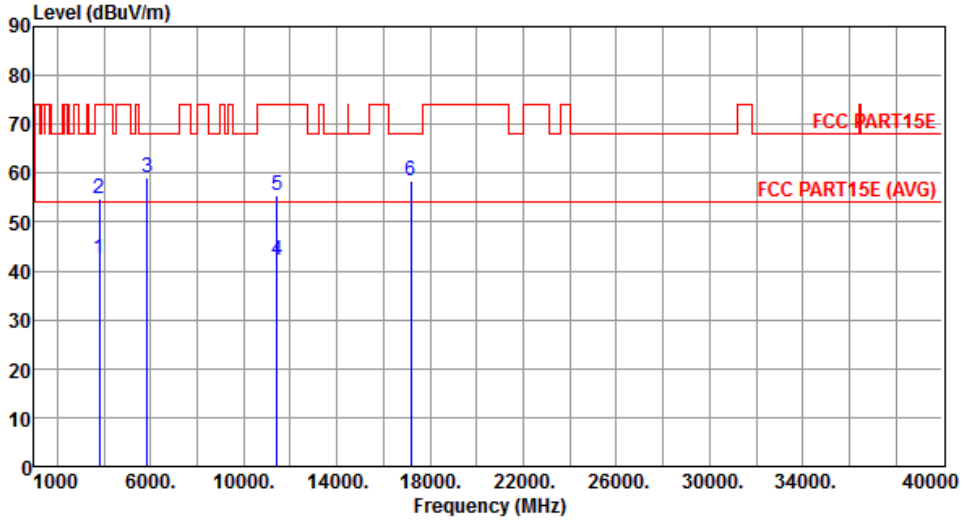

	Freq. MHz	Emission level dBuV/m	Limit dBuV/m	Margin dB	SA reading dBuV	Factor dB	Remark	ANT High cm	Turn Table deg
1	3813.33	42.67	54.00	-11.33	40.77	1.90	Average	162	286
2	3813.33	54.64	74.00	-19.36	52.74	1.90	Peak	162	286
3	5850.00	59.17	68.20	-9.03	53.18	5.99	Peak	262	265
4	11440.00	42.19	54.00	-11.81	27.50	14.69	Average	100	168
5	11440.00	55.41	74.00	-18.59	40.72	14.69	Peak	100	168
6	17160.00	58.43	68.20	-9.77	41.67	16.76	Peak	112	2

Note 1: Emission Level (dBuV/m) = SA Reading (dBuV/m) + Factor* (dB)
*Factor includes antenna factor , cable loss and amplifier gain
Note 2: Margin (dB) = Emission level (dBuV/m) – Limit (dBuV/m).

Modulation	11a	Test Freq. (MHz)	5745
Polarization	Horizontal		

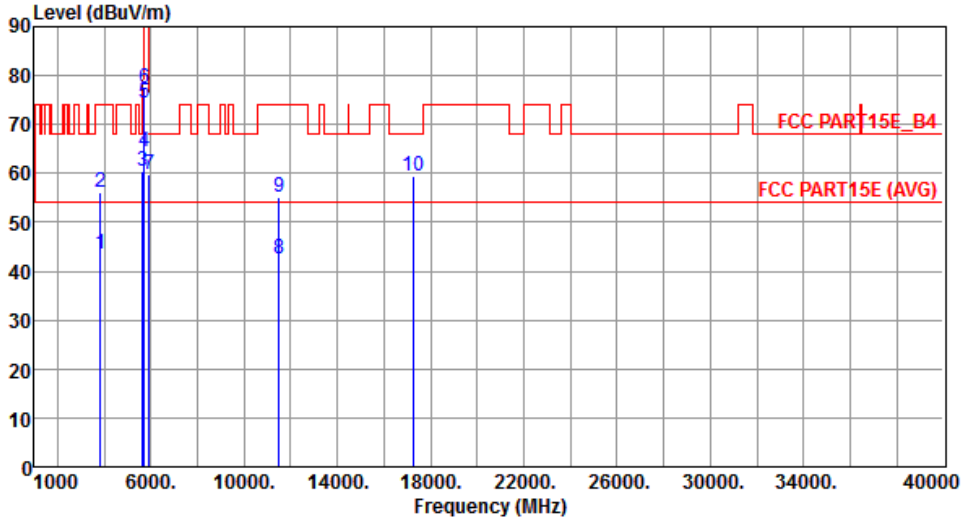

	Freq. MHz	Emission level dBuV/m	Limit dBuV/m	Margin dB	SA reading dBuV	Factor dB	Remark	ANT High cm	Turn Table deg
1	3830.00	43.56	54.00	-10.44	41.60	1.96	Average	136	181
2	3830.00	56.25	74.00	-17.75	54.29	1.96	Peak	136	181
3	5650.00	60.37	68.20	-7.83	54.68	5.69	Peak	105	205
4	5700.00	64.43	105.20	-40.77	58.66	5.77	Peak	105	205
5	5720.00	74.24	110.80	-36.56	68.45	5.79	Peak	105	205
6	5725.00	77.54	122.20	-44.66	71.73	5.81	Peak	105	205
7	5925.00	59.87	68.20	-8.33	53.78	6.09	Peak	105	205
8	11490.00	42.36	54.00	-11.64	27.63	14.73	Average	100	39
9	11490.00	55.24	74.00	-18.76	40.51	14.73	Peak	100	39
10	17235.00	59.56	68.20	-8.64	42.49	17.07	Peak	100	291

Note 1: Emission Level (dBuV/m) = SA Reading (dBuV/m) + Factor* (dB)
*Factor includes antenna factor , cable loss and amplifier gain
Note 2: Margin (dB) = Emission level (dBuV/m) – Limit (dBuV/m).

Modulation	11a	Test Freq. (MHz)	5745
Polarization	Vertical		

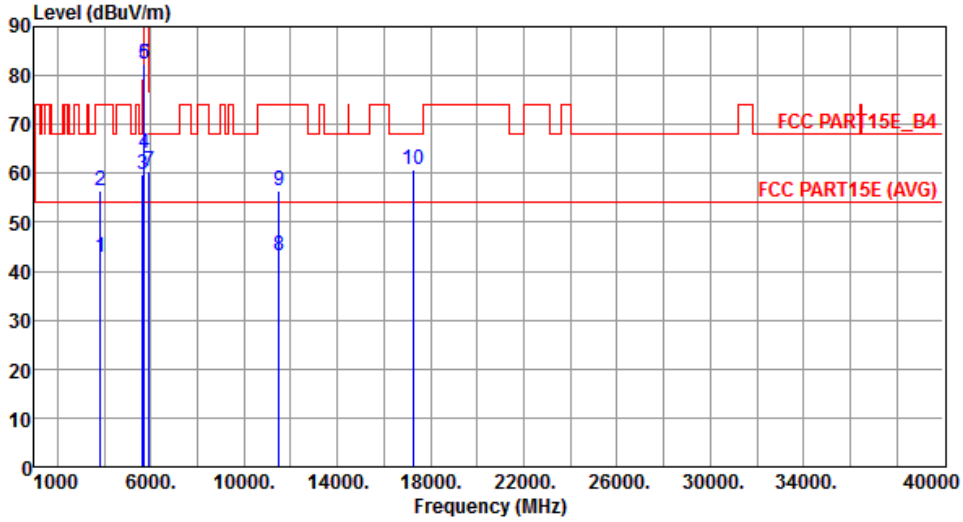

	Freq. MHz	Emission level dBuV/m	Limit dBuV/m	Margin dB	SA reading dBuV	Factor dB	Remark	ANT High cm	Turn Table deg
1	3830.00	42.97	54.00	-11.03	41.01	1.96	Average	157	280
2	3830.00	56.36	74.00	-17.64	54.40	1.96	Peak	157	280
3	5650.00	59.82	68.20	-8.38	54.13	5.69	Peak	264	278
4	5700.00	64.17	105.20	-41.03	58.40	5.77	Peak	264	278
5	5720.00	82.20	110.80	-28.60	76.41	5.79	Peak	264	278
6	5725.00	82.37	122.20	-39.83	76.56	5.81	Peak	264	278
7	5925.00	60.48	68.20	-7.72	54.39	6.09	Peak	264	278
8	11490.00	43.19	54.00	-10.81	28.46	14.73	Average	100	275
9	11490.00	56.43	74.00	-17.57	41.70	14.73	Peak	100	275
10	17235.00	60.77	68.20	-7.43	43.70	17.07	Peak	108	0

Note 1: Emission Level (dBuV/m) = SA Reading (dBuV/m) + Factor* (dB)
*Factor includes antenna factor , cable loss and amplifier gain
Note 2: Margin (dB) = Emission level (dBuV/m) – Limit (dBuV/m).

Modulation	11a	Test Freq. (MHz)	5785
Polarization	Horizontal		

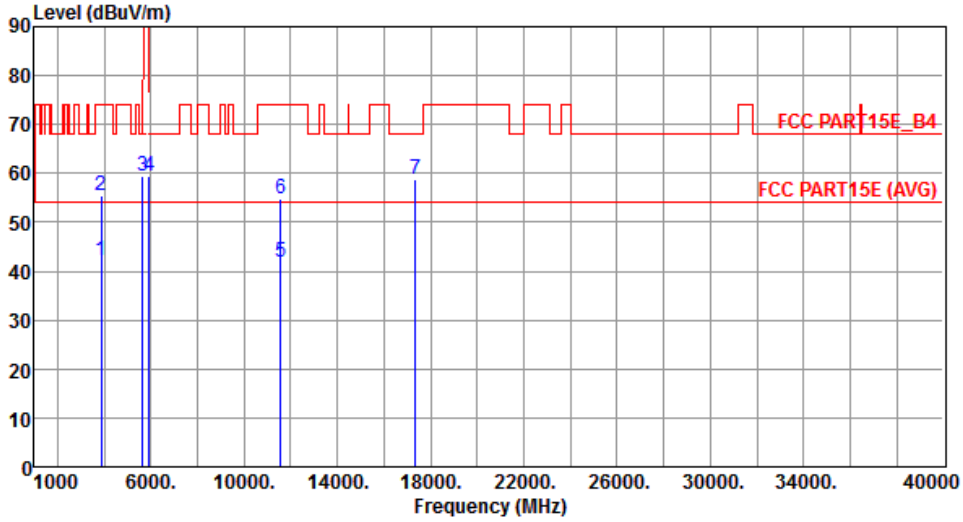

	Freq. MHz	Emission level dBuV/m	Limit dBuV/m	Margin dB	SA reading dBuV	Factor dB	Remark	ANT High cm	Turn Table deg
1	3856.66	42.26	54.00	-11.74	40.21	2.05	Average	132	178
2	3856.66	55.36	74.00	-18.64	53.31	2.05	Peak	132	178
3	5650.00	59.58	68.20	-8.62	53.89	5.69	Peak	102	204
4	5925.00	59.29	68.20	-8.91	53.20	6.09	Peak	102	204
5	11570.00	41.73	54.00	-12.27	27.13	14.60	Average	100	45
6	11570.00	54.76	74.00	-19.24	40.16	14.60	Peak	100	45
7	17355.00	58.65	68.20	-9.55	41.10	17.55	Peak	100	45

Note 1: Emission Level (dBuV/m) = SA Reading (dBuV/m) + Factor* (dB)
*Factor includes antenna factor , cable loss and amplifier gain
Note 2: Margin (dB) = Emission level (dBuV/m) – Limit (dBuV/m).

Modulation	11a	Test Freq. (MHz)	5785
Polarization	Vertical		

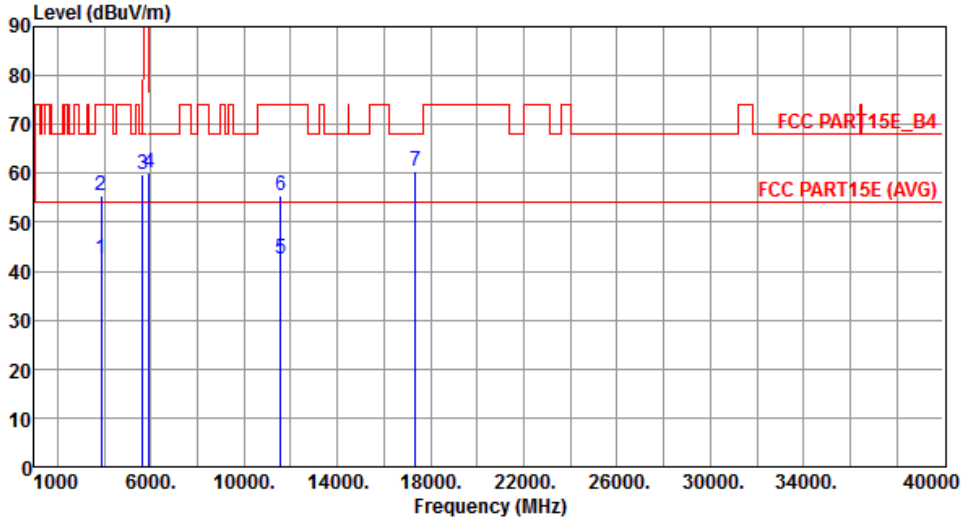

	Freq. MHz	Emission level dBuV/m	Limit dBuV/m	Margin dB	SA reading dBuV	Factor dB	Remark	ANT High cm	Turn Table deg
1	3856.66	42.49	54.00	-11.51	40.44	2.05	Average	152	275
2	3856.66	55.43	74.00	-18.57	53.38	2.05	Peak	152	275
3	5650.00	59.78	68.20	-8.42	54.09	5.69	Peak	258	250
4	5925.00	60.06	68.20	-8.14	53.97	6.09	Peak	258	250
5	11570.00	42.56	54.00	-11.44	27.96	14.60	Average	100	271
6	11570.00	55.49	74.00	-18.51	40.89	14.60	Peak	100	271
7	17355.00	60.38	68.20	-7.82	42.83	17.55	Peak	100	2

Note 1: Emission Level (dBuV/m) = SA Reading (dBuV/m) + Factor* (dB)
*Factor includes antenna factor , cable loss and amplifier gain
Note 2: Margin (dB) = Emission level (dBuV/m) – Limit (dBuV/m).

Modulation	11a	Test Freq. (MHz)	5825
Polarization	Horizontal		

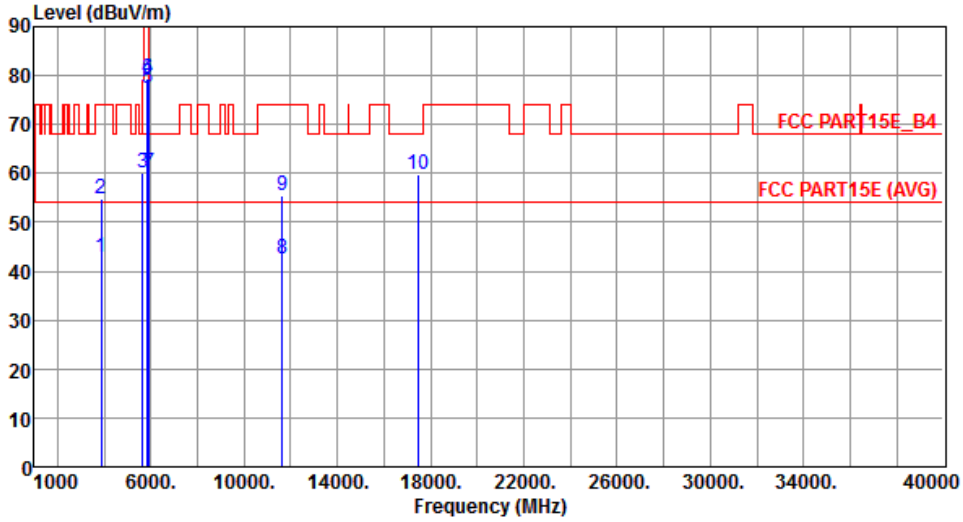

	Freq. MHz	Emission level dBuV/m	Limit dBuV/m	Margin dB	SA reading dBuV	Factor dB	Remark	ANT High cm	Turn Table deg
1	3883.33	42.93	54.00	-11.07	40.79	2.14	Average	138	176
2	3883.33	54.85	74.00	-19.15	52.71	2.14	Peak	138	176
3	5650.00	60.06	68.20	-8.14	54.37	5.69	Peak	103	211
4	5850.00	79.39	122.20	-42.81	73.40	5.99	Peak	103	211
5	5855.00	77.31	110.80	-33.49	71.31	6.00	Peak	103	211
6	5875.00	79.41	105.20	-25.79	73.39	6.02	Peak	103	211
7	5925.00	60.01	68.20	-8.19	53.92	6.09	Peak	103	211
8	11650.00	42.40	54.00	-11.60	27.96	14.44	Average	100	45
9	11650.00	55.32	74.00	-18.68	40.88	14.44	Peak	100	45
10	17475.00	59.64	68.20	-8.56	41.60	18.04	Peak	100	288

Note 1: Emission Level (dBuV/m) = SA Reading (dBuV/m) + Factor* (dB)
*Factor includes antenna factor , cable loss and amplifier gain
Note 2: Margin (dB) = Emission level (dBuV/m) – Limit (dBuV/m).

Modulation	11a	Test Freq. (MHz)	5825
Polarization	Vertical		

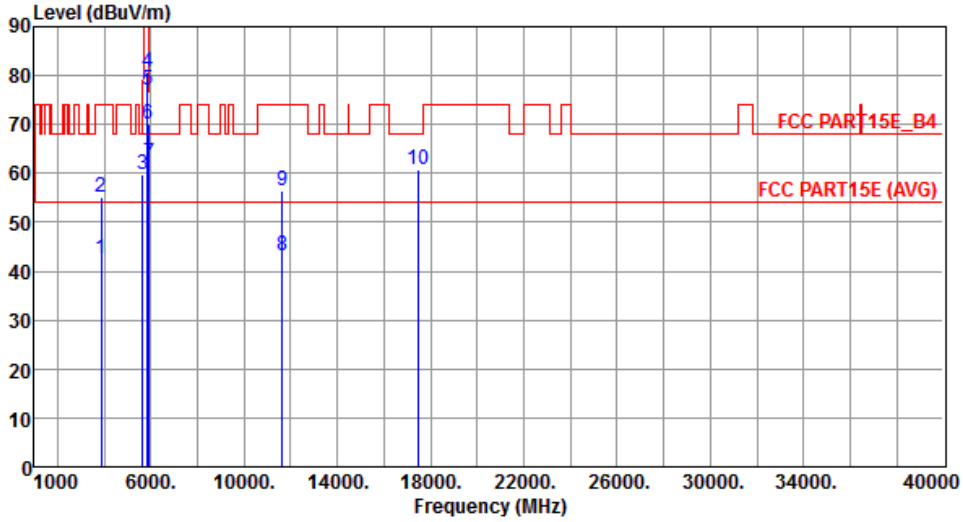

	Freq. MHz	Emission level dBuV/m	Limit dBuV/m	Margin dB	SA reading dBuV	Factor dB	Remark	ANT High cm	Turn Table deg
1	3883.33	42.60	54.00	-11.40	40.46	2.14	Average	153	288
2	3883.33	55.02	74.00	-18.98	52.88	2.14	Peak	153	288
3	5650.00	59.77	68.20	-8.43	54.08	5.69	Peak	270	260
4	5850.00	80.63	122.20	-41.57	74.64	5.99	Peak	270	260
5	5855.00	77.13	110.80	-33.67	71.13	6.00	Peak	270	260
6	5875.00	70.15	105.20	-35.05	64.13	6.02	Peak	270	260
7	5925.00	62.04	68.20	-6.16	55.95	6.09	Peak	270	260
8	11650.00	43.26	54.00	-10.74	28.82	14.44	Average	100	270
9	11650.00	56.55	74.00	-17.45	42.11	14.44	Peak	100	270
10	17475.00	60.82	68.20	-7.38	42.78	18.04	Peak	106	2

Note 1: Emission Level (dBuV/m) = SA Reading (dBuV/m) + Factor* (dB)
*Factor includes antenna factor , cable loss and amplifier gain
Note 2: Margin (dB) = Emission level (dBuV/m) – Limit (dBuV/m).

3.5.21 Transmitter Radiated Unwanted Emissions (Above 1GHz) for VHT20

Modulation	VHT20	**Test Freq. (MHz)**	5180
Polarization	Horizontal		

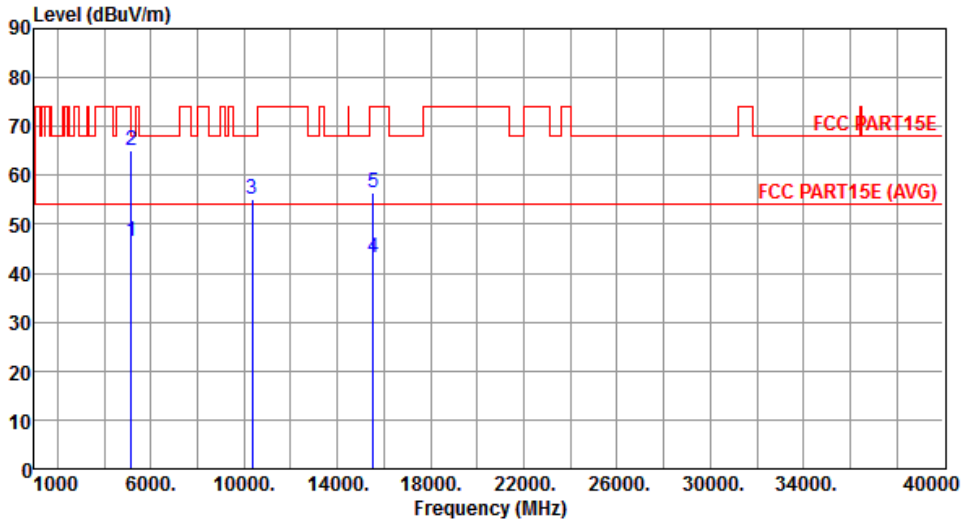

	Freq. MHz	Emission level dBuV/m	Limit dBuV/m	Margin dB	SA reading dBuV	Factor dB	Remark	ANT High cm	Turn Table deg
1	5150.00	46.43	54.00	-7.57	41.41	5.02	Average	100	210
2	5150.00	65.24	74.00	-8.76	60.22	5.02	Peak	100	210
3	10360.00	55.21	68.20	-12.99	41.47	13.74	Peak	196	296
4	15540.00	43.26	54.00	-10.74	28.29	14.97	Average	134	309
5	15540.00	56.39	74.00	-17.61	41.42	14.97	Peak	134	309

Note 1: Emission Level (dBuV/m) = SA Reading (dBuV/m) + Factor* (dB)
*Factor includes antenna factor , cable loss and amplifier gain
Note 2: Margin (dB) = Emission level (dBuV/m) – Limit (dBuV/m).

Modulation	VHT20	Test Freq. (MHz)	5180
Polarization	Vertical		

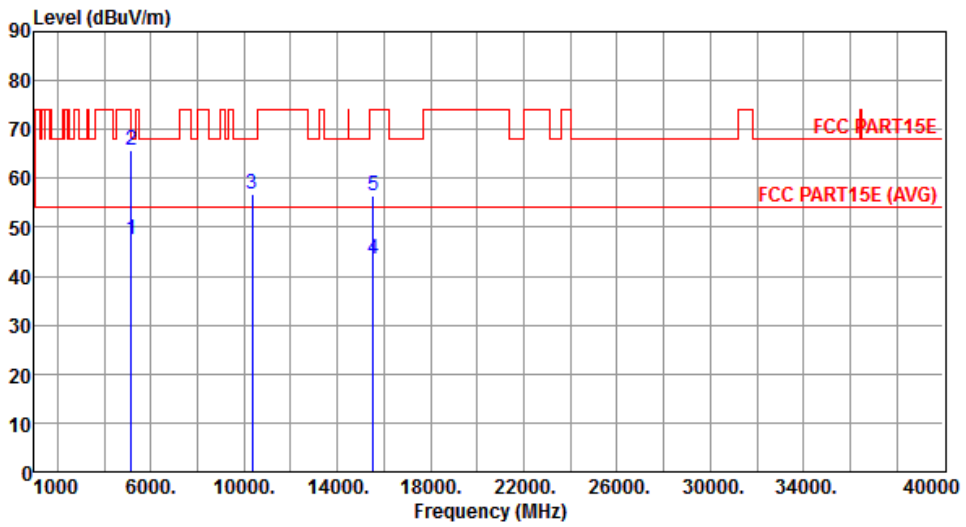

	Freq. MHz	Emission level dBuV/m	Limit dBuV/m	Margin dB	SA reading dBuV	Factor dB	Remark	ANT High cm	Turn Table deg
1	5150.00	47.54	54.00	-6.46	42.52	5.02	Average	203	259
2	5150.00	65.61	74.00	-8.39	60.59	5.02	Peak	203	259
3	10360.00	56.92	68.20	-11.28	43.18	13.74	Peak	100	152
4	15540.00	43.55	54.00	-10.45	28.58	14.97	Average	145	8
5	15540.00	56.31	74.00	-17.69	41.34	14.97	Peak	145	8

Note 1: Emission Level (dBuV/m) = SA Reading (dBuV/m) + Factor* (dB)
*Factor includes antenna factor , cable loss and amplifier gain
Note 2: Margin (dB) = Emission level (dBuV/m) – Limit (dBuV/m).

Modulation	VHT20	Test Freq. (MHz)	5200
Polarization	Horizontal		

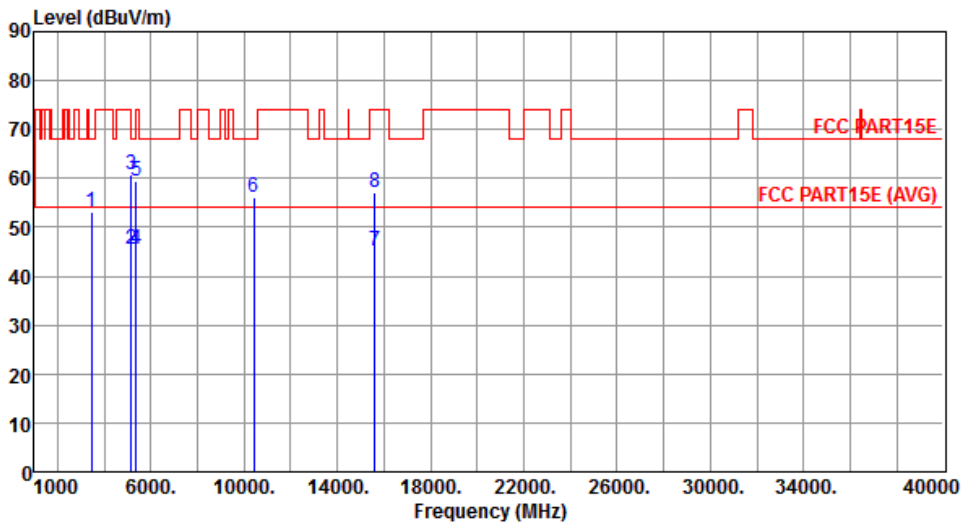

	Freq. MHz	Emission level dBuV/m	Limit dBuV/m	Margin dB	SA reading dBuV	Factor dB	Remark	ANT High cm	Turn Table deg
1	3466.66	53.03	68.20	-15.17	52.17	0.86	Peak	100	168
2	5150.00	45.39	54.00	-8.61	40.37	5.02	Average	151	220
3	5150.00	60.70	74.00	-13.30	55.68	5.02	Peak	151	220
4	5350.00	45.48	54.00	-8.52	40.17	5.31	Average	151	220
5	5350.00	59.42	74.00	-14.58	54.11	5.31	Peak	151	220
6	10400.00	56.14	68.20	-12.06	42.37	13.77	Peak	203	275
7	15600.00	45.03	54.00	-8.97	30.09	14.94	Average	141	311
8	15600.00	57.09	74.00	-16.91	42.15	14.94	Peak	141	311

Note 1: Emission Level (dBuV/m) = SA Reading (dBuV/m) + Factor* (dB)
*Factor includes antenna factor , cable loss and amplifier gain
Note 2: Margin (dB) = Emission level (dBuV/m) – Limit (dBuV/m).

Modulation	VHT20	Test Freq. (MHz)	5200
Polarization	Vertical		

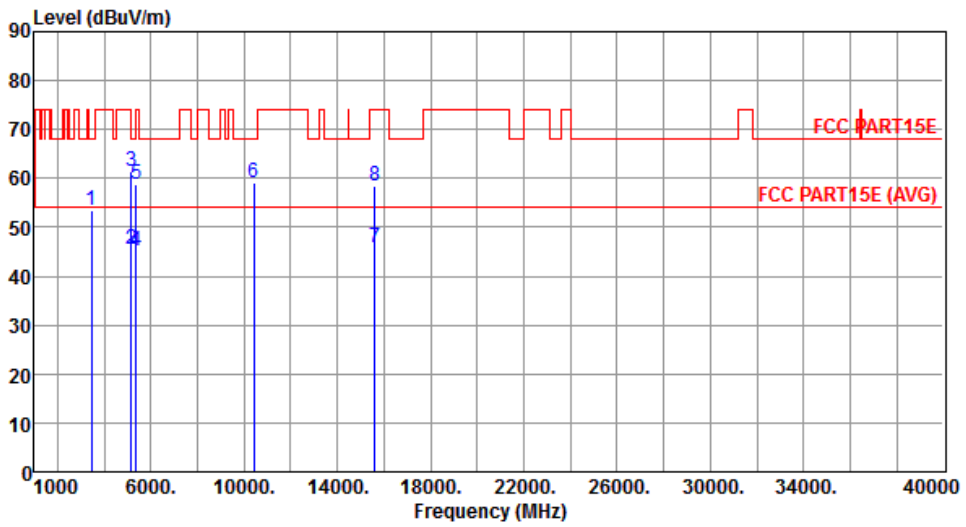

	Freq. MHz	Emission level dBuV/m	Limit dBuV/m	Margin dB	SA reading dBuV	Factor dB	Remark	ANT High cm	Turn Table deg
1	3466.66	53.53	68.20	-14.67	52.67	0.86	Peak	100	153
2	5150.00	45.55	54.00	-8.45	40.53	5.02	Average	217	292
3	5150.00	61.40	74.00	-12.60	56.38	5.02	Peak	217	292
4	5350.00	45.33	54.00	-8.67	40.02	5.31	Average	217	292
5	5350.00	58.81	74.00	-15.19	53.50	5.31	Peak	217	292
6	10400.00	59.13	68.20	-9.07	45.36	13.77	Peak	100	142
7	15600.00	45.68	54.00	-8.32	30.74	14.94	Average	150	4
8	15600.00	58.51	74.00	-15.49	43.57	14.94	Peak	150	4

Note 1: Emission Level (dBuV/m) = SA Reading (dBuV/m) + Factor* (dB)
*Factor includes antenna factor , cable loss and amplifier gain
Note 2: Margin (dB) = Emission level (dBuV/m) – Limit (dBuV/m).

Modulation	VHT20	Test Freq. (MHz)	5240
Polarization	Horizontal		

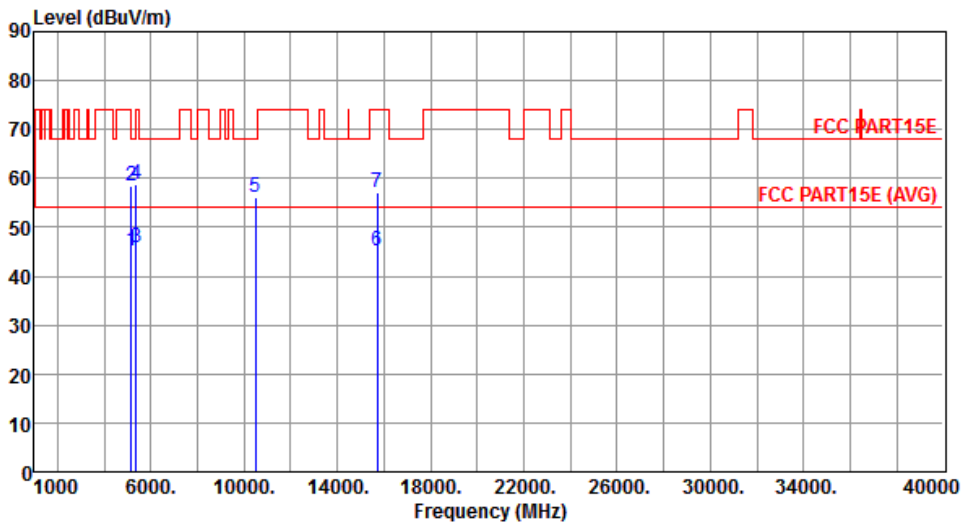

	Freq. MHz	Emission level dBuV/m	Limit dBuV/m	Margin dB	SA reading dBuV	Factor dB	Remark	ANT High cm	Turn Table deg
1	5150.00	45.33	54.00	-8.67	40.31	5.02	Average	166	223
2	5150.00	58.29	74.00	-15.71	53.27	5.02	Peak	166	223
3	5350.00	45.93	54.00	-8.07	40.62	5.31	Average	166	223
4	5350.00	58.76	74.00	-15.24	53.45	5.31	Peak	166	223
5	10480.00	55.97	68.20	-12.23	42.16	13.81	Peak	201	297
6	15720.00	45.14	54.00	-8.86	30.23	14.91	Average	138	313
7	15720.00	57.28	74.00	-16.72	42.37	14.91	Peak	138	313

Note 1: Emission Level (dBuV/m) = SA Reading (dBuV/m) + Factor* (dB)
*Factor includes antenna factor , cable loss and amplifier gain
Note 2: Margin (dB) = Emission level (dBuV/m) – Limit (dBuV/m).

Modulation	VHT20	Test Freq. (MHz)	5240
Polarization	Vertical		

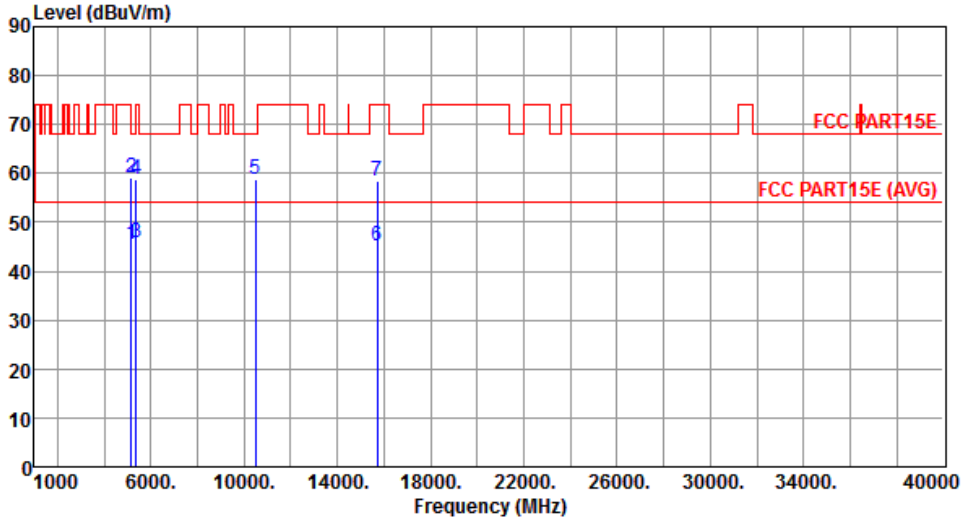

	Freq. MHz	Emission level dBuV/m	Limit dBuV/m	Margin dB	SA reading dBuV	Factor dB	Remark	ANT High cm	Turn Table deg
1	5150.00	45.35	54.00	-8.65	40.33	5.02	Average	209	257
2	5150.00	59.14	74.00	-14.86	54.12	5.02	Peak	209	257
3	5350.00	45.70	54.00	-8.30	40.39	5.31	Average	209	257
4	5350.00	58.81	74.00	-15.19	53.50	5.31	Peak	209	257
5	10480.00	58.77	68.20	-9.43	44.96	13.81	Peak	100	136
6	15720.00	45.22	54.00	-8.78	30.31	14.91	Average	145	8
7	15720.00	58.31	74.00	-15.69	43.40	14.91	Peak	145	8

Note 1: Emission Level (dBuV/m) = SA Reading (dBuV/m) + Factor* (dB)
*Factor includes antenna factor , cable loss and amplifier gain
Note 2: Margin (dB) = Emission level (dBuV/m) – Limit (dBuV/m).

Modulation	VHT20	Test Freq. (MHz)	5260
Polarization	Horizontal		

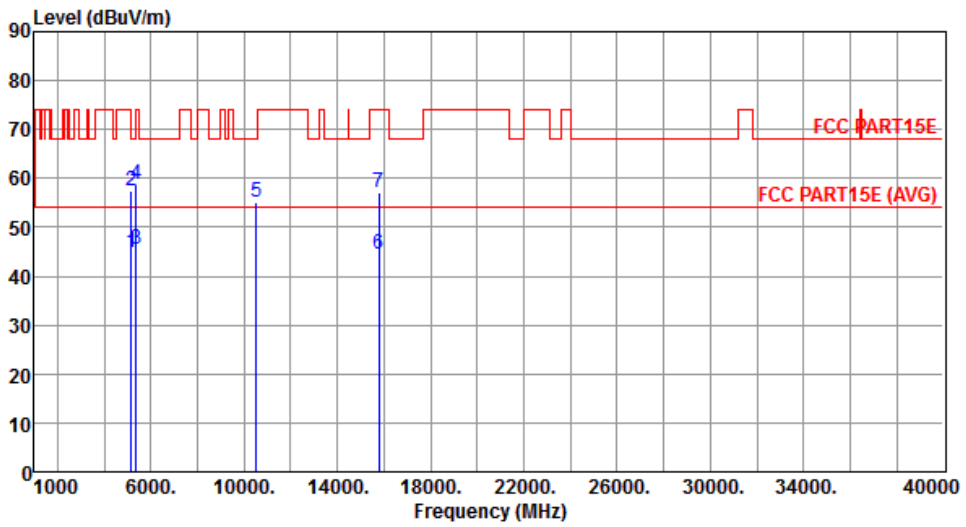

	Freq. MHz	Emission level dBuV/m	Limit dBuV/m	Margin dB	SA reading dBuV	Factor dB	Remark	ANT High cm	Turn Table deg
1	5150.00	44.70	54.00	-9.30	39.68	5.02	Average	164	212
2	5150.00	57.30	74.00	-16.70	52.28	5.02	Peak	164	212
3	5350.00	45.53	54.00	-8.47	40.22	5.31	Average	164	212
4	5350.00	58.71	74.00	-15.29	53.40	5.31	Peak	164	212
5	10520.00	55.06	68.20	-13.14	41.22	13.84	Peak	180	56
6	15780.00	44.52	54.00	-9.48	29.65	14.87	Average	100	297
7	15780.00	57.26	74.00	-16.74	42.39	14.87	Peak	100	297

Note 1: Emission Level (dBuV/m) = SA Reading (dBuV/m) + Factor* (dB)
*Factor includes antenna factor , cable loss and amplifier gain
Note 2: Margin (dB) = Emission level (dBuV/m) – Limit (dBuV/m).

Modulation	VHT20	Test Freq. (MHz)	5260
Polarization	Vertical		

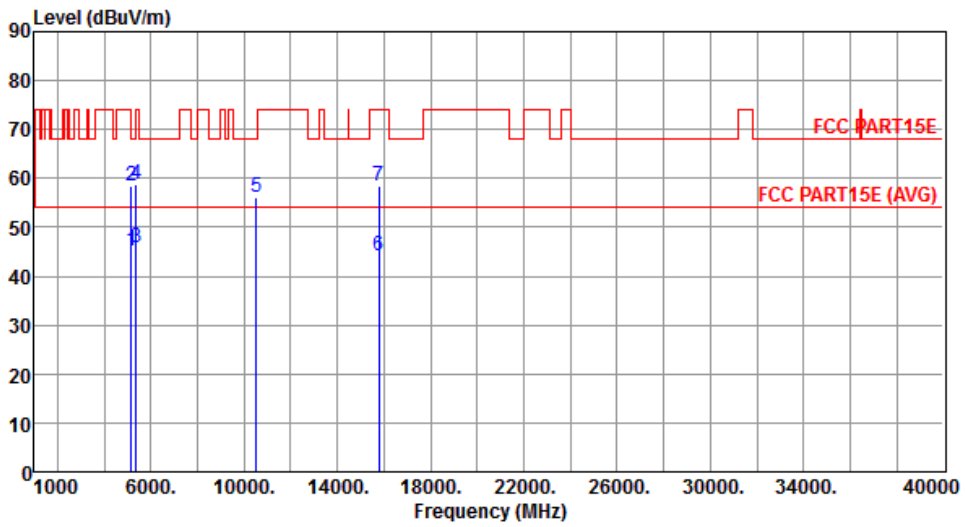

	Freq. MHz	Emission level dBuV/m	Limit dBuV/m	Margin dB	SA reading dBuV	Factor dB	Remark	ANT High cm	Turn Table deg
1	5150.00	45.16	54.00	-8.84	40.14	5.02	Average	125	186
2	5150.00	58.39	74.00	-15.61	53.37	5.02	Peak	125	186
3	5350.00	45.92	54.00	-8.08	40.61	5.31	Average	125	186
4	5350.00	58.62	74.00	-15.38	53.31	5.31	Peak	125	186
5	10520.00	56.26	68.20	-11.94	42.42	13.84	Peak	100	131
6	15780.00	44.22	54.00	-9.78	29.35	14.87	Average	100	9
7	15780.00	58.31	74.00	-15.69	43.44	14.87	Peak	100	9

Note 1: Emission Level (dBuV/m) = SA Reading (dBuV/m) + Factor* (dB)
*Factor includes antenna factor , cable loss and amplifier gain
Note 2: Margin (dB) = Emission level (dBuV/m) – Limit (dBuV/m).

Modulation	VHT20	Test Freq. (MHz)	5300
Polarization	Horizontal		

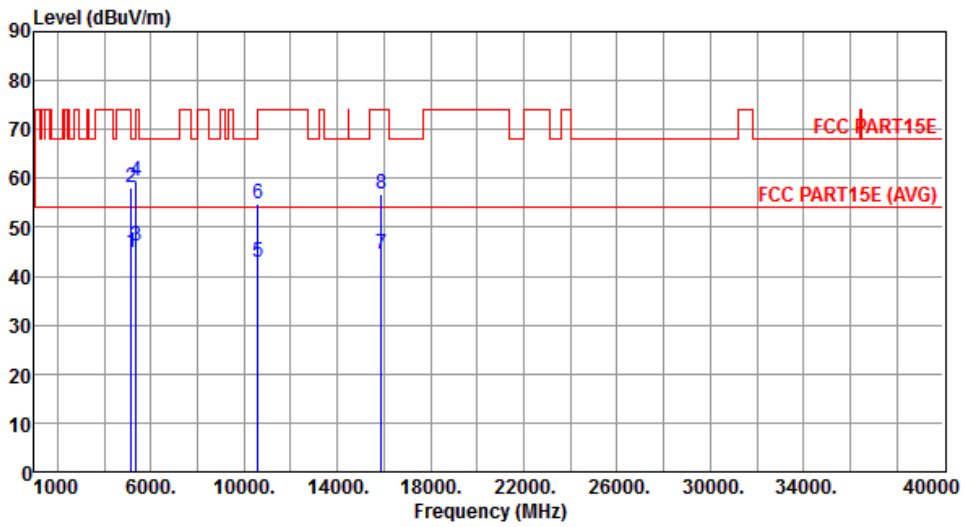

	Freq. MHz	Emission level dBuV/m	Limit dBuV/m	Margin dB	SA reading dBuV	Factor dB	Remark	ANT High cm	Turn Table deg
1	5150.00	44.72	54.00	-9.28	39.70	5.02	Average	165	218
2	5150.00	58.14	74.00	-15.86	53.12	5.02	Peak	165	218
3	5350.00	46.14	54.00	-7.86	40.83	5.31	Average	165	218
4	5350.00	59.33	74.00	-14.67	54.02	5.31	Peak	165	218
5	10600.00	42.73	54.00	-11.27	28.81	13.92	Average	181	40
6	10600.00	54.94	74.00	-19.06	41.02	13.92	Peak	181	40
7	15900.00	44.63	54.00	-9.37	29.79	14.84	Average	100	278
8	15900.00	56.88	74.00	-17.12	42.04	14.84	Peak	100	278

Note 1: Emission Level (dBuV/m) = SA Reading (dBuV/m) + Factor* (dB)
*Factor includes antenna factor , cable loss and amplifier gain
Note 2: Margin (dB) = Emission level (dBuV/m) – Limit (dBuV/m).

Modulation	VHT20	Test Freq. (MHz)	5300
Polarization	Vertical		

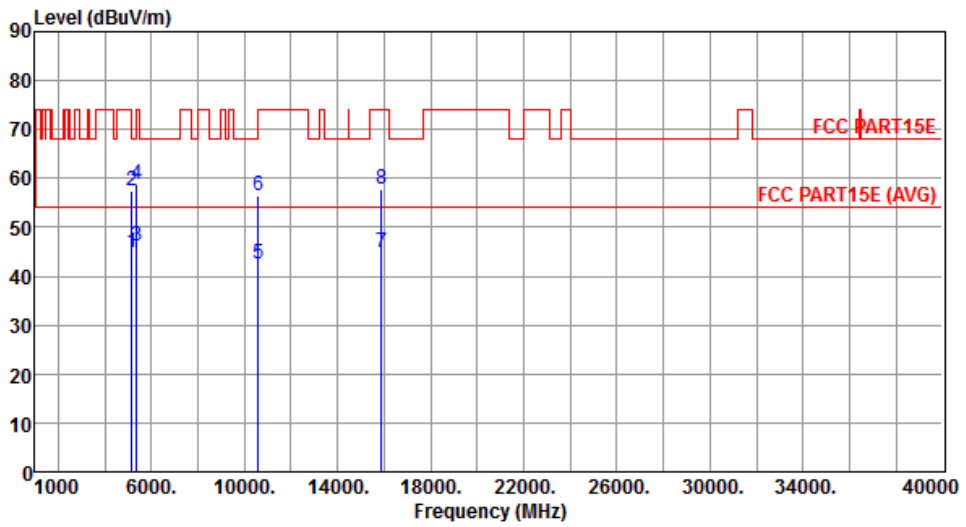

	Freq. MHz	Emission level dBuV/m	Limit dBuV/m	Margin dB	SA reading dBuV	Factor dB	Remark	ANT High cm	Turn Table deg
1	5150.00	44.93	54.00	-9.07	39.91	5.02	Average	127	188
2	5150.00	57.56	74.00	-16.44	52.54	5.02	Peak	127	188
3	5350.00	46.31	54.00	-7.69	41.00	5.31	Average	127	188
4	5350.00	58.62	74.00	-15.38	53.31	5.31	Peak	127	188
5	10600.00	42.38	54.00	-11.62	28.46	13.92	Average	100	143
6	10600.00	56.54	74.00	-17.46	42.62	13.92	Peak	100	143
7	15900.00	44.69	54.00	-9.31	29.85	14.84	Average	100	11
8	15900.00	57.82	74.00	-16.18	42.98	14.84	Peak	100	11

Note 1: Emission Level (dBuV/m) = SA Reading (dBuV/m) + Factor* (dB)
*Factor includes antenna factor , cable loss and amplifier gain
Note 2: Margin (dB) = Emission level (dBuV/m) – Limit (dBuV/m).

Modulation	VHT20	Test Freq. (MHz)	5320
Polarization	Horizontal		

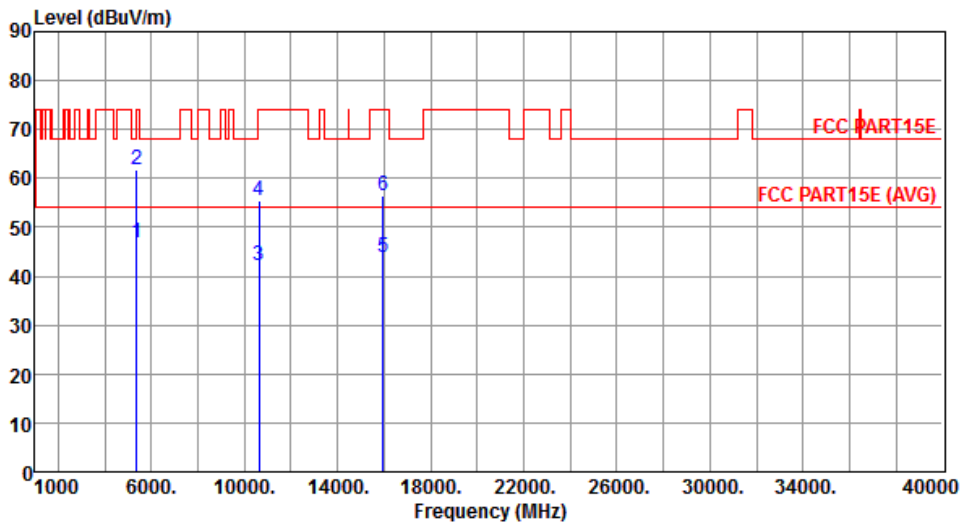

	Freq. MHz	Emission level dBuV/m	Limit dBuV/m	Margin dB	SA reading dBuV	Factor dB	Remark	ANT High cm	Turn Table deg
1	5350.00	46.73	54.00	-7.27	41.42	5.31	Average	173	210
2	5350.00	61.75	74.00	-12.25	56.44	5.31	Peak	173	210
3	10640.00	42.17	54.00	-11.83	28.21	13.96	Average	179	40
4	10640.00	55.36	74.00	-18.64	41.40	13.96	Peak	179	40
5	15960.00	43.88	54.00	-10.12	29.07	14.81	Average	100	306
6	15960.00	56.59	74.00	-17.41	41.78	14.81	Peak	100	306

Note 1: Emission Level (dBuV/m) = SA Reading (dBuV/m) + Factor* (dB)
*Factor includes antenna factor , cable loss and amplifier gain
Note 2: Margin (dB) = Emission level (dBuV/m) – Limit (dBuV/m).

Modulation	VHT20	Test Freq. (MHz)	5320
Polarization	Vertical		

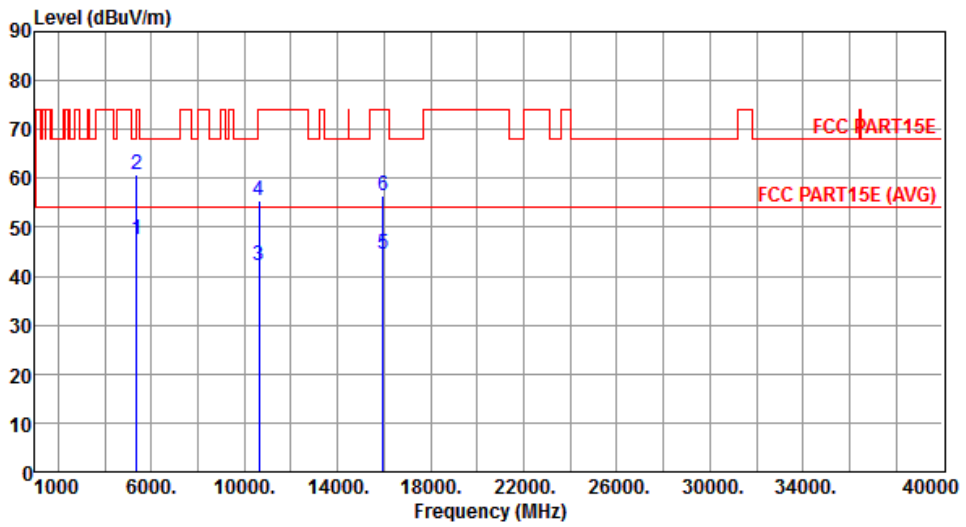

	Freq. MHz	Emission level dBuV/m	Limit dBuV/m	Margin dB	SA reading dBuV	Factor dB	Remark	ANT High cm	Turn Table deg
1	5350.00	47.44	54.00	-6.56	42.13	5.31	Average	125	191
2	5350.00	60.93	74.00	-13.07	55.62	5.31	Peak	125	191
3	10640.00	42.15	54.00	-11.85	28.19	13.96	Average	100	133
4	10640.00	55.62	74.00	-18.38	41.66	13.96	Peak	100	133
5	15960.00	44.42	54.00	-9.58	29.61	14.81	Average	100	7
6	15960.00	56.40	74.00	-17.60	41.59	14.81	Peak	100	7

Note 1: Emission Level (dBuV/m) = SA Reading (dBuV/m) + Factor* (dB)
*Factor includes antenna factor , cable loss and amplifier gain
Note 2: Margin (dB) = Emission level (dBuV/m) – Limit (dBuV/m).

Modulation	VHT20	Test Freq. (MHz)	5500
Polarization	Horizontal		

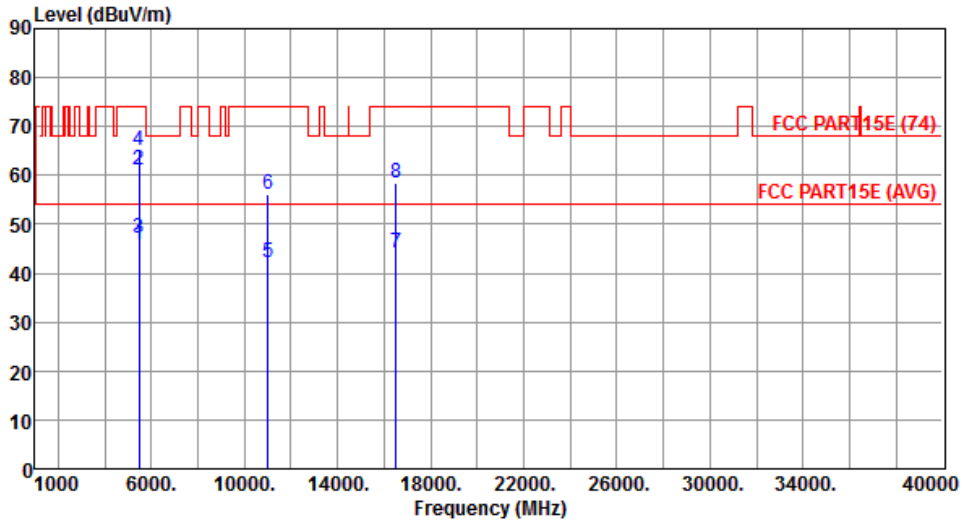

	Freq. MHz	Emission level dBuV/m	Limit dBuV/m	Margin dB	SA reading dBuV	Factor dB	Remark	ANT High cm	Turn Table deg
1	5460.00	45.88	54.00	-8.12	40.42	5.46	Average	129	223
2	5460.00	61.07	74.00	-12.93	55.61	5.46	Peak	129	223
3	5470.00	47.19	54.00	-6.81	41.72	5.47	Average	129	223
4	5470.00	64.95	74.00	-9.05	59.48	5.47	Peak	129	223
5	11000.00	42.16	54.00	-11.84	27.86	14.30	Average	156	34
6	11000.00	56.13	74.00	-17.87	41.83	14.30	Peak	156	34
7	16500.00	44.27	54.00	-9.73	28.43	15.84	Average	100	142
8	16500.00	58.56	74.00	-15.44	42.72	15.84	Peak	100	142

Note 1: Emission Level (dBuV/m) = SA Reading (dBuV/m) + Factor* (dB)
*Factor includes antenna factor , cable loss and amplifier gain
Note 2: Margin (dB) = Emission level (dBuV/m) – Limit (dBuV/m).

Modulation	VHT20	Test Freq. (MHz)	5500
Polarization	Vertical		

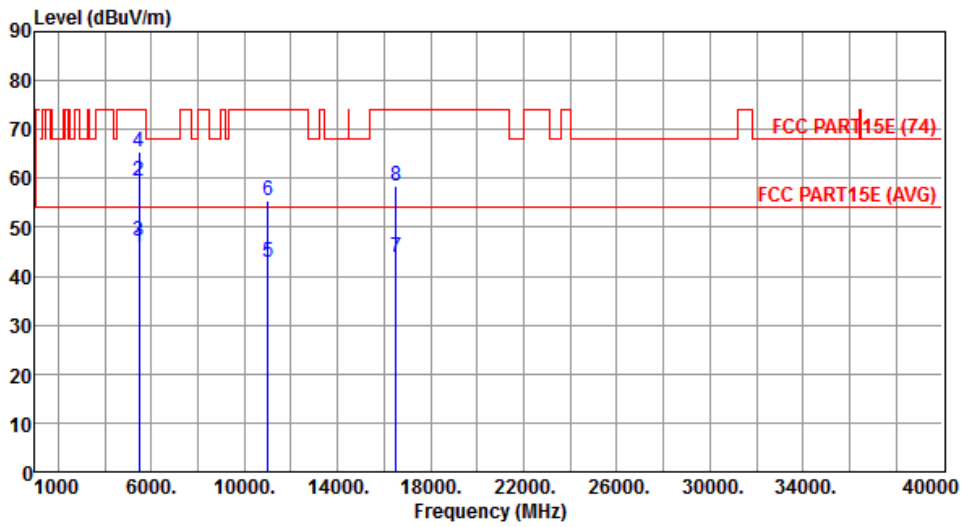

	Freq. MHz	Emission level dBuV/m	Limit dBuV/m	Margin dB	SA reading dBuV	Factor dB	Remark	ANT High cm	Turn Table deg
1	5460.00	45.70	54.00	-8.30	40.24	5.46	Average	274	279
2	5460.00	59.34	74.00	-14.66	53.88	5.46	Peak	274	279
3	5470.00	47.12	54.00	-6.88	41.65	5.47	Average	274	279
4	5470.00	65.46	74.00	-8.54	59.99	5.47	Peak	274	279
5	11000.00	42.74	54.00	-11.26	28.44	14.30	Average	162	18
6	11000.00	55.47	74.00	-18.53	41.17	14.30	Peak	162	18
7	16500.00	43.94	54.00	-10.06	28.10	15.84	Average	100	335
8	16500.00	58.56	74.00	-15.44	42.72	15.84	Peak	100	335

Note 1: Emission Level (dBuV/m) = SA Reading (dBuV/m) + Factor* (dB)
*Factor includes antenna factor , cable loss and amplifier gain
Note 2: Margin (dB) = Emission level (dBuV/m) – Limit (dBuV/m).

Modulation	VHT20	Test Freq. (MHz)	5580
Polarization	Horizontal		

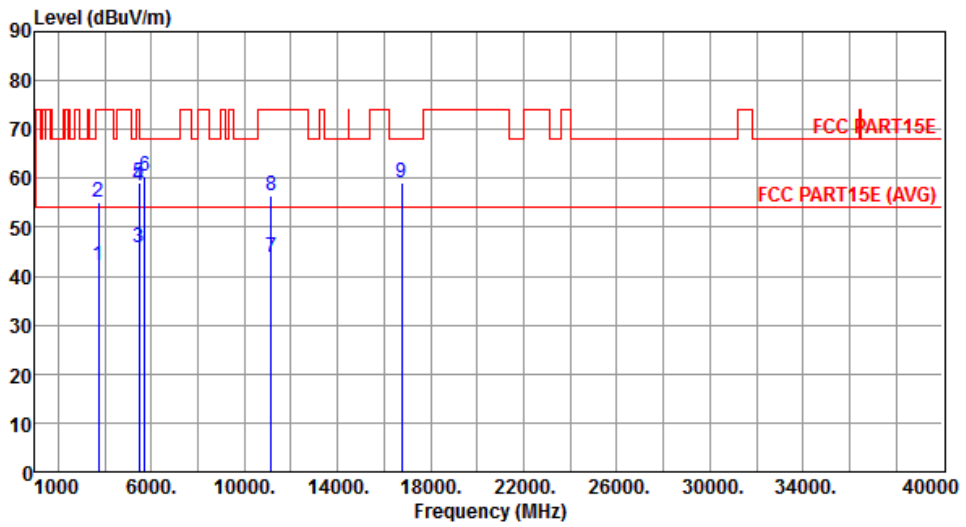

	Freq. MHz	Emission level dBuV/m	Limit dBuV/m	Margin dB	SA reading dBuV	Factor dB	Remark	ANT High cm	Turn Table deg
1	3720.00	42.08	54.00	-11.92	40.48	1.60	Average	100	160
2	3720.00	55.23	74.00	-18.77	53.63	1.60	Peak	100	160
3	5460.00	45.69	54.00	-8.31	40.23	5.46	Average	148	206
4	5460.00	58.44	74.00	-15.56	52.98	5.46	Peak	148	206
5	5470.00	59.22	68.20	-8.98	53.75	5.47	Peak	148	206
6	5725.00	60.53	68.20	-7.67	54.72	5.81	Peak	148	206
7	11160.00	43.90	54.00	-10.10	29.46	14.44	Average	158	19
8	11160.00	56.38	74.00	-17.62	41.94	14.44	Peak	158	19
9	16740.00	59.10	68.20	-9.10	43.13	15.97	Peak	161	50

Note 1: Emission Level (dBuV/m) = SA Reading (dBuV/m) + Factor* (dB)
*Factor includes antenna factor , cable loss and amplifier gain
Note 2: Margin (dB) = Emission level (dBuV/m) – Limit (dBuV/m).

Modulation	VHT20	Test Freq. (MHz)	5580
Polarization	Vertical		

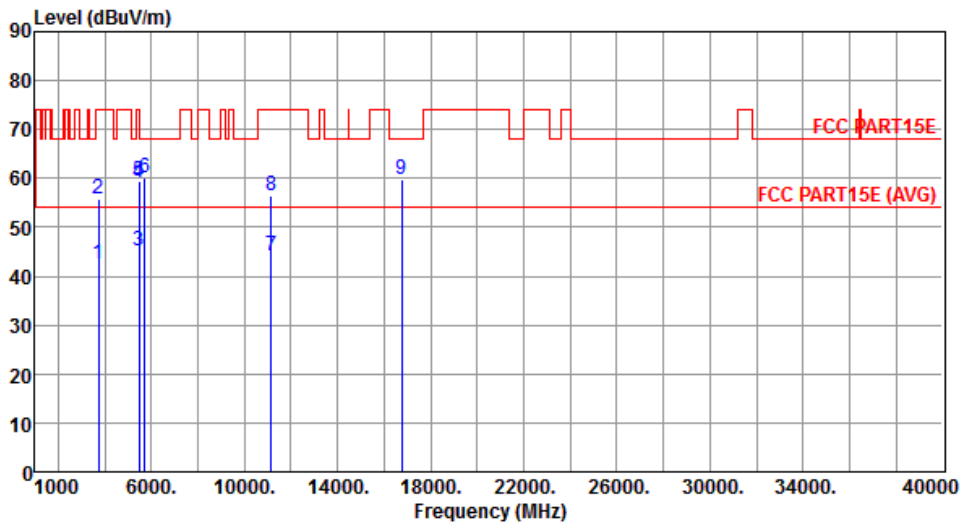

	Freq. MHz	Emission level dBuV/m	Limit dBuV/m	Margin dB	SA reading dBuV	Factor dB	Remark	ANT High cm	Turn Table deg
1	3720.00	42.42	54.00	-11.58	40.82	1.60	Average	100	163
2	3720.00	55.88	74.00	-18.12	54.28	1.60	Peak	100	163
3	5460.00	45.02	54.00	-8.98	39.56	5.46	Average	313	249
4	5460.00	59.04	74.00	-14.96	53.58	5.46	Peak	313	249
5	5470.00	59.60	68.20	-8.60	54.13	5.47	Peak	313	249
6	5725.00	60.17	68.20	-8.03	54.36	5.81	Peak	313	249
7	11160.00	44.15	54.00	-9.85	29.71	14.44	Average	164	23
8	11160.00	56.41	74.00	-17.59	41.97	14.44	Peak	164	23
9	16740.00	59.83	68.20	-8.37	43.86	15.97	Peak	118	337

Note 1: Emission Level (dBuV/m) = SA Reading (dBuV/m) + Factor* (dB)
*Factor includes antenna factor , cable loss and amplifier gain
Note 2: Margin (dB) = Emission level (dBuV/m) – Limit (dBuV/m).

Modulation	VHT20	Test Freq. (MHz)	5700
Polarization	Horizontal		

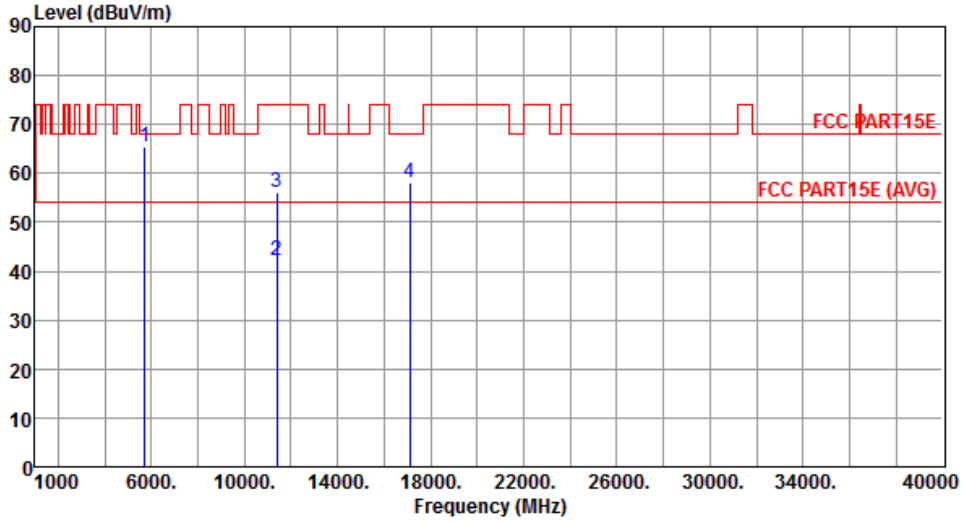

	Freq. MHz	Emission level dBuV/m	Limit dBuV/m	Margin dB	SA reading dBuV	Factor dB	Remark	ANT High cm	Turn Table deg
1	5725.00	65.34	68.20	-2.86	59.53	5.81	Peak	116	218
2	11400.00	42.14	54.00	-11.86	27.49	14.65	Average	159	30
3	11400.00	56.21	74.00	-17.79	41.56	14.65	Peak	159	30
4	17100.00	58.22	68.20	-9.98	41.71	16.51	Peak	100	152

Note 1: Emission Level (dBuV/m) = SA Reading (dBuV/m) + Factor* (dB)
*Factor includes antenna factor , cable loss and amplifier gain
Note 2: Margin (dB) = Emission level (dBuV/m) – Limit (dBuV/m).

Modulation	VHT20	Test Freq. (MHz)	5700
Polarization	Vertical		

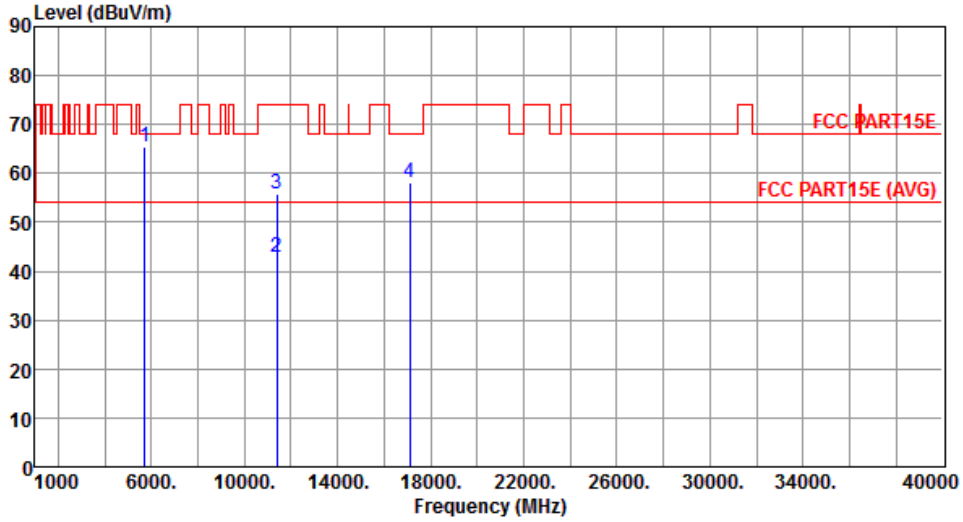

	Freq. MHz	Emission level dBuV/m	Limit dBuV/m	Margin dB	SA reading dBuV	Factor dB	Remark	ANT High cm	Turn Table deg
1	5725.00	65.57	68.20	-2.63	59.76	5.81	Peak	250	238
2	11400.00	42.85	54.00	-11.15	28.20	14.65	Average	166	21
3	11400.00	55.74	74.00	-18.26	41.09	14.65	Peak	166	21
4	17100.00	58.23	68.20	-9.97	41.72	16.51	Peak	108	322

Note 1: Emission Level (dBuV/m) = SA Reading (dBuV/m) + Factor* (dB)
*Factor includes antenna factor , cable loss and amplifier gain
Note 2: Margin (dB) = Emission level (dBuV/m) – Limit (dBuV/m).

Modulation	VHT20	Test Freq. (MHz)	5720
Polarization	Horizontal		

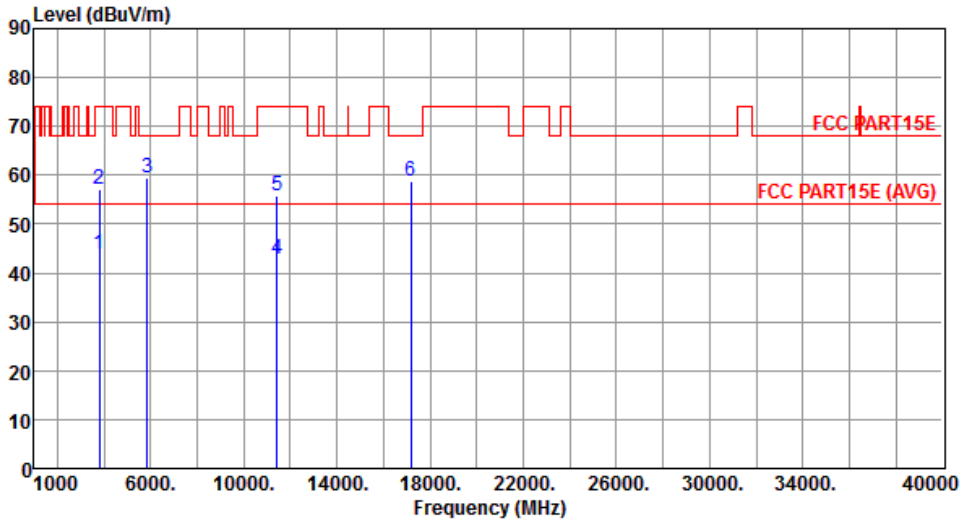

	Freq. MHz	Emission level dBuV/m	Limit dBuV/m	Margin dB	SA reading dBuV	Factor dB	Remark	ANT High cm	Turn Table deg
1	3813.33	43.96	54.00	-10.04	42.06	1.90	Average	162	195
2	3813.33	57.11	74.00	-16.89	55.21	1.90	Peak	162	195
3	5850.00	59.39	68.20	-8.81	53.40	5.99	Peak	100	147
4	11440.00	42.71	54.00	-11.29	28.02	14.69	Average	164	26
5	11440.00	55.87	74.00	-18.13	41.18	14.69	Peak	164	26
6	17160.00	58.78	68.20	-9.42	42.02	16.76	Peak	100	298

Note 1: Emission Level (dBuV/m) = SA Reading (dBuV/m) + Factor* (dB)
*Factor includes antenna factor , cable loss and amplifier gain
Note 2: Margin (dB) = Emission level (dBuV/m) – Limit (dBuV/m).

Modulation	VHT20	Test Freq. (MHz)	5720
Polarization	Vertical		

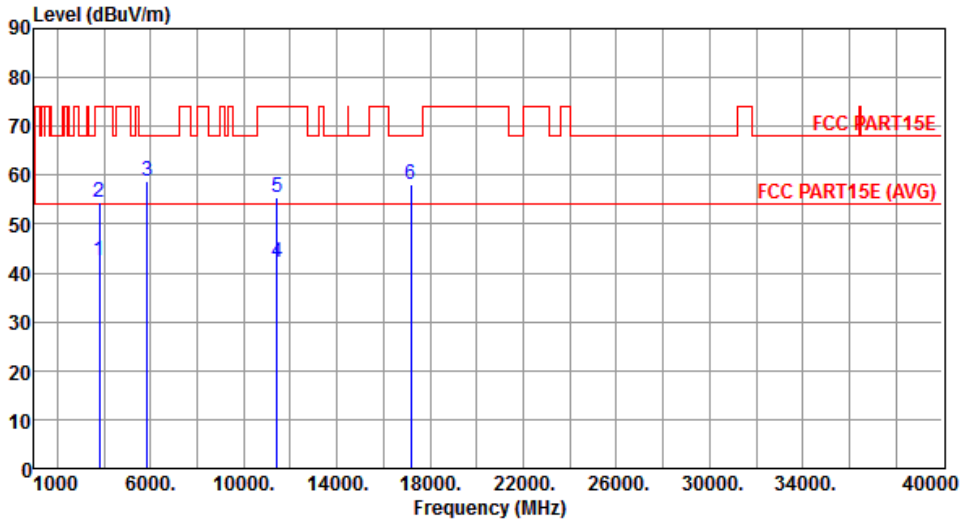

	Freq. MHz	Emission level dBuV/m	Limit dBuV/m	Margin dB	SA reading dBuV	Factor dB	Remark	ANT High cm	Turn Table deg
1	3813.33	42.54	54.00	-11.46	40.64	1.90	Average	170	283
2	3813.33	54.50	74.00	-19.50	52.60	1.90	Peak	170	283
3	5850.00	58.86	68.20	-9.34	52.87	5.99	Peak	268	261
4	11440.00	42.07	54.00	-11.93	27.38	14.69	Average	100	173
5	11440.00	55.34	74.00	-18.66	40.65	14.69	Peak	100	173
6	17160.00	58.21	68.20	-9.99	41.45	16.76	Peak	104	0

Note 1: Emission Level (dBuV/m) = SA Reading (dBuV/m) + Factor* (dB)
*Factor includes antenna factor , cable loss and amplifier gain
Note 2: Margin (dB) = Emission level (dBuV/m) – Limit (dBuV/m).

Modulation	VHT20	Test Freq. (MHz)	5745
Polarization	Horizontal		

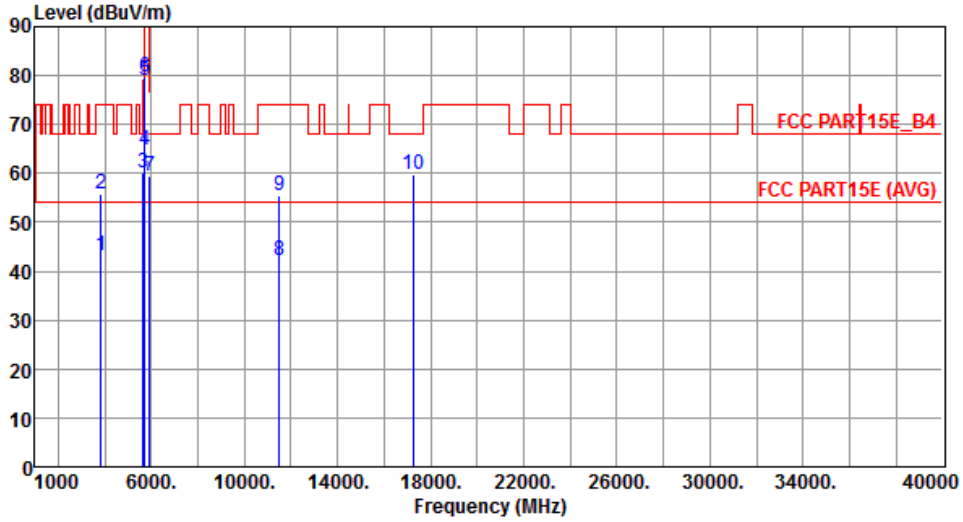

	Freq. MHz	Emission level dBuV/m	Limit dBuV/m	Margin dB	SA reading dBuV	Factor dB	Remark	ANT High cm	Turn Table deg
1	3830.00	43.21	54.00	-10.79	41.25	1.96	Average	135	180
2	3830.00	55.73	74.00	-18.27	53.77	1.96	Peak	135	180
3	5650.00	60.14	68.20	-8.06	54.45	5.69	Peak	128	220
4	5700.00	64.78	105.20	-40.42	59.01	5.77	Peak	128	220
5	5720.00	79.19	110.80	-31.61	73.40	5.79	Peak	128	220
6	5725.00	79.84	122.20	-42.36	74.03	5.81	Peak	128	220
7	5925.00	59.49	68.20	-8.71	53.40	6.09	Peak	128	220
8	11490.00	42.32	54.00	-11.68	27.59	14.73	Average	100	41
9	11490.00	55.30	74.00	-18.70	40.57	14.73	Peak	100	41
10	17235.00	59.63	68.20	-8.57	42.56	17.07	Peak	100	297

Note 1: Emission Level (dBuV/m) = SA Reading (dBuV/m) + Factor* (dB)
*Factor includes antenna factor , cable loss and amplifier gain
Note 2: Margin (dB) = Emission level (dBuV/m) – Limit (dBuV/m).

Modulation	VHT20	Test Freq. (MHz)	5745
Polarization	Vertical		

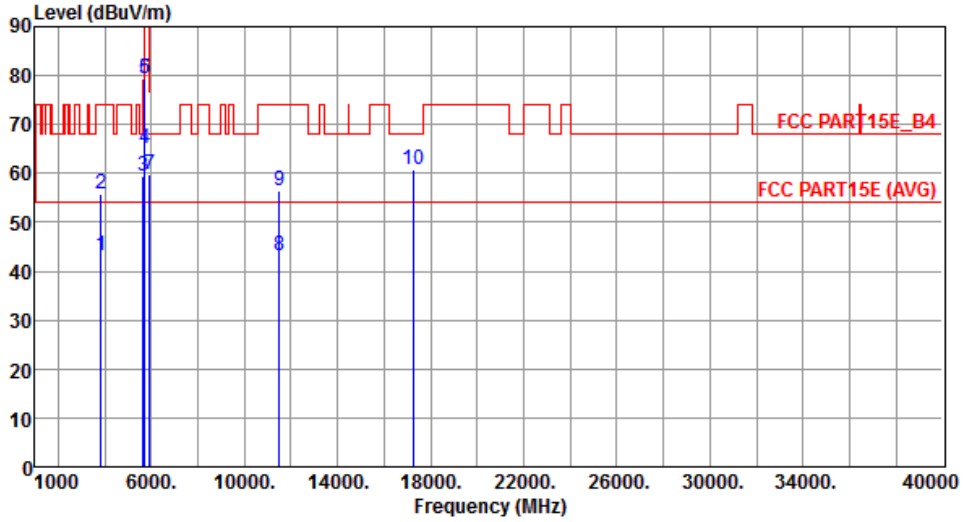

	Freq. MHz	Emission level dBuV/m	Limit dBuV/m	Margin dB	SA reading dBuV	Factor dB	Remark	ANT High cm	Turn Table deg
1	3830.00	43.18	54.00	-10.82	41.22	1.96	Average	155	278
2	3830.00	55.73	74.00	-18.27	53.77	1.96	Peak	155	278
3	5650.00	59.50	68.20	-8.70	53.81	5.69	Peak	282	278
4	5700.00	65.17	105.20	-40.03	59.40	5.77	Peak	282	278
5	5720.00	79.44	110.80	-31.36	73.65	5.79	Peak	282	278
6	5725.00	79.50	122.20	-42.70	73.69	5.81	Peak	282	278
7	5925.00	59.89	68.20	-8.31	53.80	6.09	Peak	282	278
8	11490.00	43.24	54.00	-10.76	28.51	14.73	Average	100	290
9	11490.00	56.54	74.00	-17.46	41.81	14.73	Peak	100	290
10	17235.00	60.64	68.20	-7.56	43.57	17.07	Peak	111	0

Note 1: Emission Level (dBuV/m) = SA Reading (dBuV/m) + Factor* (dB)
*Factor includes antenna factor , cable loss and amplifier gain
Note 2: Margin (dB) = Emission level (dBuV/m) – Limit (dBuV/m).

Modulation	VHT20	Test Freq. (MHz)	5785
Polarization	Horizontal		

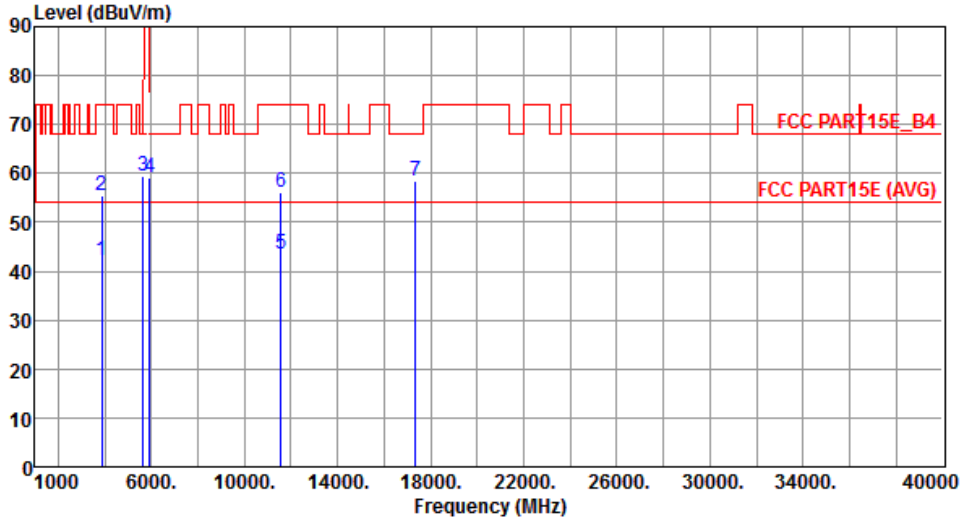

	Freq. MHz	Emission level dBuV/m	Limit dBuV/m	Margin dB	SA reading dBuV	Factor dB	Remark	ANT High cm	Turn Table deg
1	3856.66	42.17	54.00	-11.83	40.12	2.05	Average	156	172
2	3856.66	55.43	74.00	-18.57	53.38	2.05	Peak	156	172
3	5650.00	59.36	68.20	-8.84	53.67	5.69	Peak	104	211
4	5925.00	59.17	68.20	-9.03	53.08	6.09	Peak	104	211
5	11570.00	43.48	54.00	-10.52	28.88	14.60	Average	100	42
6	11570.00	56.23	74.00	-17.77	41.63	14.60	Peak	100	42
7	17355.00	58.56	68.20	-9.64	41.01	17.55	Peak	100	48

Note 1: Emission Level (dBuV/m) = SA Reading (dBuV/m) + Factor* (dB)
*Factor includes antenna factor , cable loss and amplifier gain
Note 2: Margin (dB) = Emission level (dBuV/m) – Limit (dBuV/m).

Modulation	VHT20	Test Freq. (MHz)	5785
Polarization	Vertical		

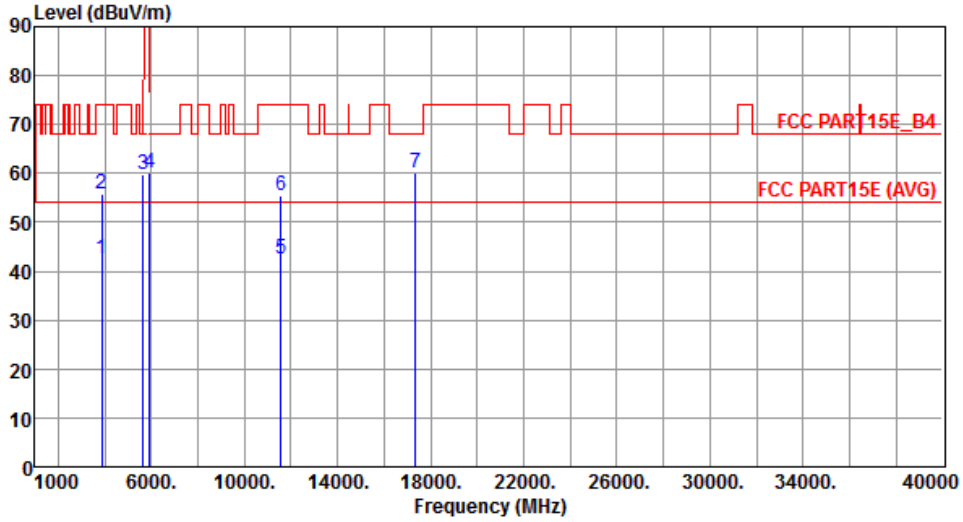

	Freq. MHz	Emission level dBuV/m	Limit dBuV/m	Margin dB	SA reading dBuV	Factor dB	Remark	ANT High cm	Turn Table deg
1	3856.60	42.39	54.00	-11.61	40.34	2.05	Average	100	168
2	3856.60	55.82	74.00	-18.18	53.77	2.05	Peak	100	168
3	5650.00	59.65	68.20	-8.55	53.96	5.69	Peak	271	252
4	5925.00	60.01	68.20	-8.19	53.92	6.09	Peak	271	252
5	11570.00	42.49	54.00	-11.51	27.89	14.60	Average	100	276
6	11570.00	55.42	74.00	-18.58	40.82	14.60	Peak	100	276
7	17355.00	60.27	68.20	-7.93	42.72	17.55	Peak	100	5

Note 1: Emission Level (dBuV/m) = SA Reading (dBuV/m) + Factor* (dB)
*Factor includes antenna factor , cable loss and amplifier gain
Note 2: Margin (dB) = Emission level (dBuV/m) – Limit (dBuV/m).

Modulation	VHT20	Test Freq. (MHz)	5825
Polarization	Horizontal		

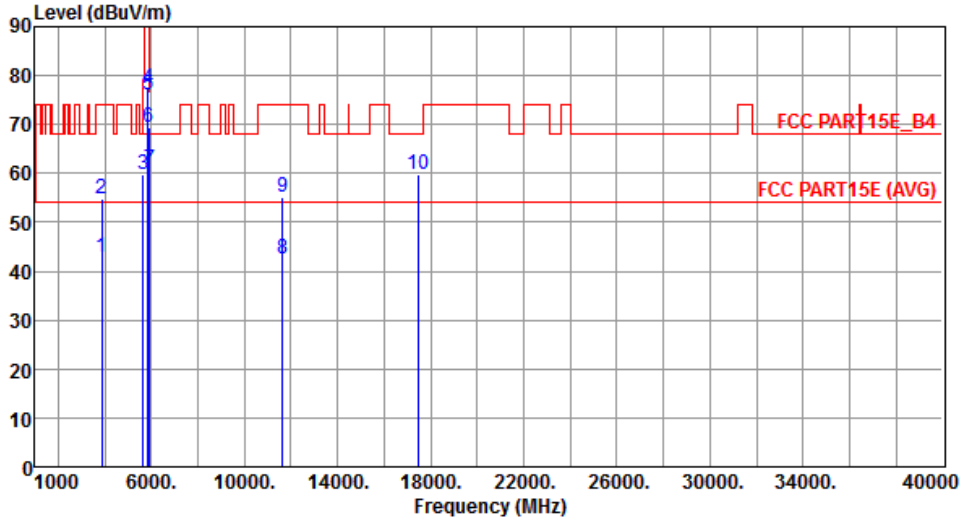

	Freq. MHz	Emission level dBuV/m	Limit dBuV/m	Margin dB	SA reading dBuV	Factor dB	Remark	ANT High cm	Turn Table deg
1	3883.33	42.82	54.00	-11.18	40.68	2.14	Average	133	174
2	3883.33	54.77	74.00	-19.23	52.63	2.14	Peak	133	174
3	5650.00	59.66	68.20	-8.54	53.97	5.69	Peak	103	211
4	5850.00	77.23	122.20	-44.97	71.24	5.99	Peak	103	211
5	5855.00	76.21	110.80	-34.59	70.21	6.00	Peak	103	211
6	5875.00	69.35	105.20	-35.85	63.33	6.02	Peak	103	211
7	5925.00	60.93	68.20	-7.27	54.84	6.09	Peak	103	211
8	11650.00	42.35	54.00	-11.65	27.91	14.44	Average	100	42
9	11650.00	55.28	74.00	-18.72	40.84	14.44	Peak	100	42
10	17475.00	59.68	68.20	-8.52	41.64	18.04	Peak	100	276

Note 1: Emission Level (dBuV/m) = SA Reading (dBuV/m) + Factor* (dB)
*Factor includes antenna factor , cable loss and amplifier gain
Note 2: Margin (dB) = Emission level (dBuV/m) – Limit (dBuV/m).

Modulation	VHT20	Test Freq. (MHz)	5825
Polarization	Vertical		

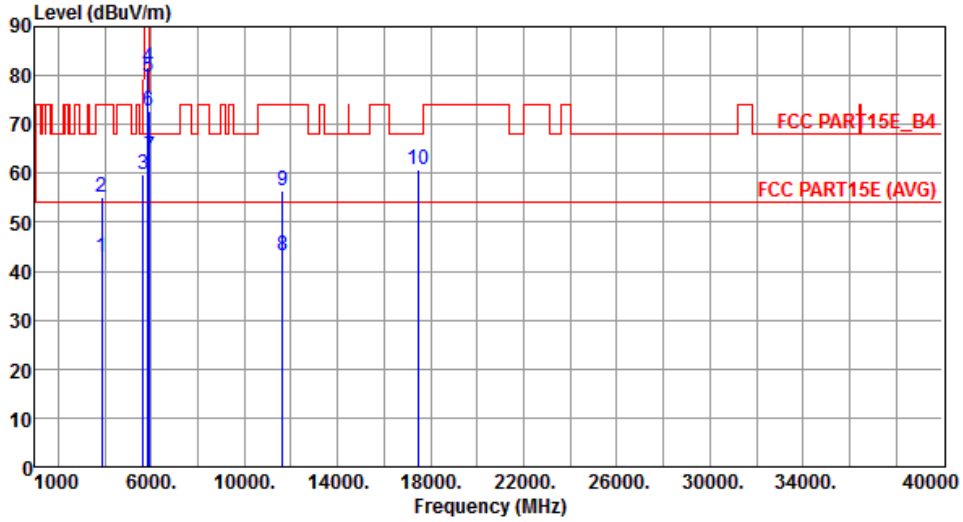

	Freq. MHz	Emission level dBuV/m	Limit dBuV/m	Margin dB	SA reading dBuV	Factor dB	Remark	ANT High cm	Turn Table deg
1	3883.33	42.69	54.00	-11.31	40.55	2.14	Average	159	285
2	3883.33	55.20	74.00	-18.80	53.06	2.14	Peak	159	285
3	5650.00	59.70	68.20	-8.50	54.01	5.69	Peak	256	262
4	5850.00	81.59	122.20	-40.61	75.60	5.99	Peak	256	262
5	5855.00	79.63	110.80	-31.17	73.63	6.00	Peak	256	262
6	5875.00	72.78	105.20	-32.42	66.76	6.02	Peak	256	262
7	5925.00	63.40	68.20	-4.80	57.31	6.09	Peak	256	262
8	11650.00	43.18	54.00	-10.82	28.74	14.44	Average	100	262
9	11650.00	56.48	74.00	-17.52	42.04	14.44	Peak	100	262
10	17475.00	60.77	68.20	-7.43	42.73	18.04	Peak	106	0

Note 1: Emission Level (dBuV/m) = SA Reading (dBuV/m) + Factor* (dB)
*Factor includes antenna factor , cable loss and amplifier gain
Note 2: Margin (dB) = Emission level (dBuV/m) – Limit (dBuV/m).

3.5.22 Transmitter Radiated Unwanted Emissions (Above 1GHz) for VHT40

Modulation	VHT40	**Test Freq. (MHz)**	5190
Polarization	Horizontal		

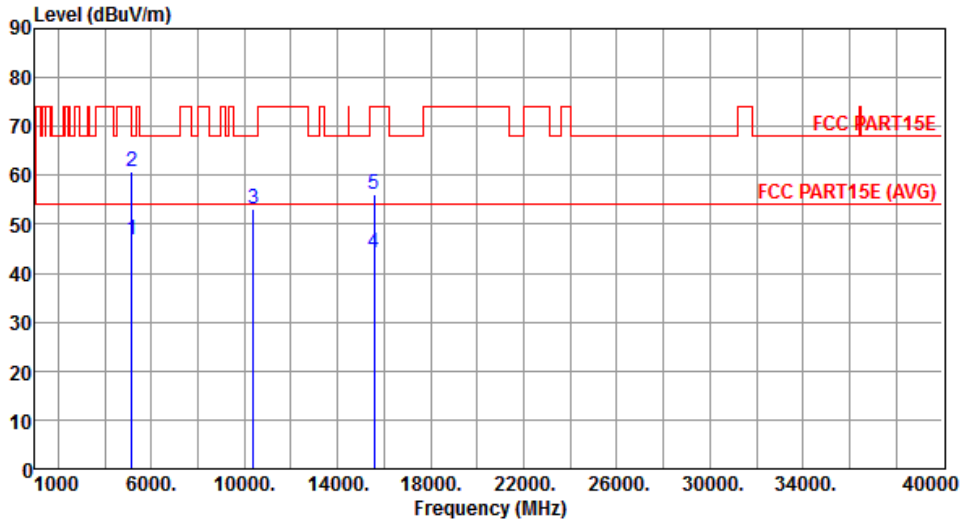

	Freq. MHz	Emission level dBuV/m	Limit dBuV/m	Margin dB	SA reading dBuV	Factor dB	Remark	ANT High cm	Turn Table deg
1	5150.00	46.94	54.00	-7.06	41.92	5.02	Average	108	217
2	5150.00	60.80	74.00	-13.20	55.78	5.02	Peak	108	217
3	10380.00	53.22	68.20	-14.98	39.47	13.75	Peak	175	63
4	15570.00	44.22	54.00	-9.78	29.26	14.96	Average	100	305
5	15570.00	56.28	74.00	-17.72	41.32	14.96	Peak	100	305

Note 1: Emission Level (dBuV/m) = SA Reading (dBuV/m) + Factor* (dB)
*Factor includes antenna factor , cable loss and amplifier gain
Note 2: Margin (dB) = Emission level (dBuV/m) – Limit (dBuV/m).

Modulation	VHT40	Test Freq. (MHz)	5190
Polarization	Vertical		

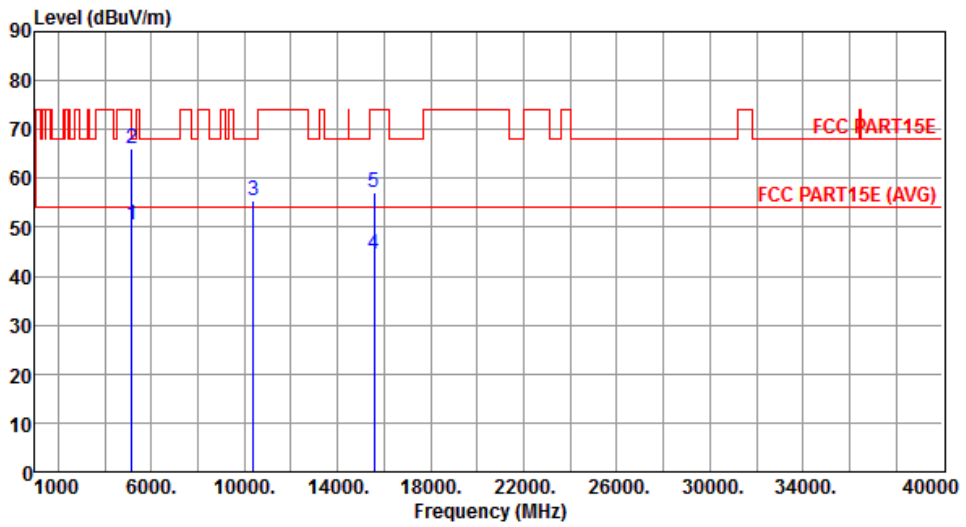

	Freq. MHz	Emission level dBuV/m	Limit dBuV/m	Margin dB	SA reading dBuV	Factor dB	Remark	ANT High cm	Turn Table deg
1	5150.00	50.60	54.00	-3.40	45.58	5.02	Average	139	190
2	5150.00	66.03	74.00	-7.97	61.01	5.02	Peak	139	190
3	10380.00	55.62	68.20	-12.58	41.87	13.75	Peak	100	146
4	15570.00	44.53	54.00	-9.47	29.57	14.96	Average	100	18
5	15570.00	57.12	74.00	-16.88	42.16	14.96	Peak	100	18

Note 1: Emission Level (dBuV/m) = SA Reading (dBuV/m) + Factor* (dB)
*Factor includes antenna factor , cable loss and amplifier gain
Note 2: Margin (dB) = Emission level (dBuV/m) – Limit (dBuV/m).

Modulation	VHT40	Test Freq. (MHz)	5230
Polarization	Horizontal		

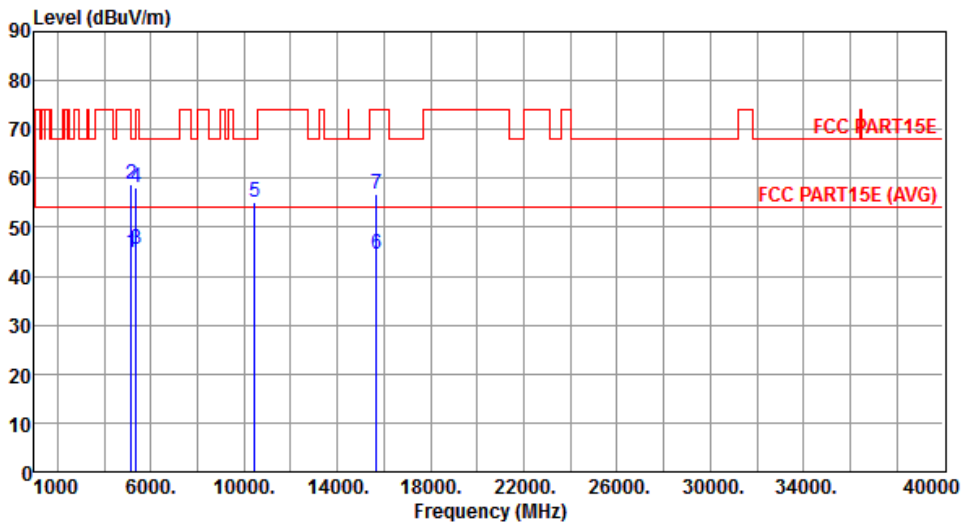

	Freq. MHz	Emission level dBuV/m	Limit dBuV/m	Margin dB	SA reading dBuV	Factor dB	Remark	ANT High cm	Turn Table deg
1	5150.00	44.84	54.00	-9.16	39.82	5.02	Average	108	219
2	5150.00	58.70	74.00	-15.30	53.68	5.02	Peak	108	219
3	5350.00	45.49	54.00	-8.51	40.18	5.31	Average	108	219
4	5350.00	58.22	74.00	-15.78	52.91	5.31	Peak	108	219
5	10460.00	55.02	68.20	-13.18	41.23	13.79	Peak	164	59
6	15690.00	44.43	54.00	-9.57	29.51	14.92	Average	100	265
7	15690.00	56.70	74.00	-17.30	41.78	14.92	Peak	100	265

Note 1: Emission Level (dBuV/m) = SA Reading (dBuV/m) + Factor* (dB)
*Factor includes antenna factor , cable loss and amplifier gain
Note 2: Margin (dB) = Emission level (dBuV/m) – Limit (dBuV/m).

Modulation	VHT40	Test Freq. (MHz)	5230
Polarization	Vertical		

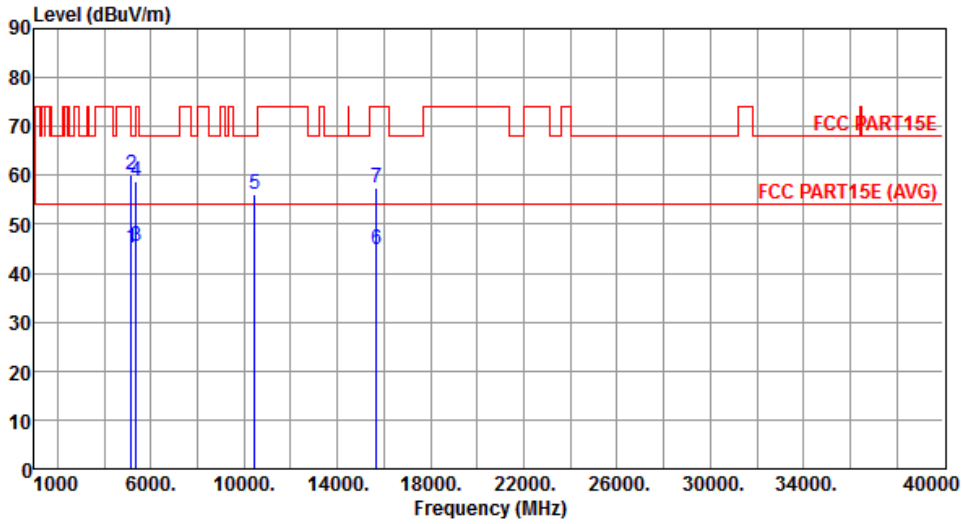

	Freq. MHz	Emission level dBuV/m	Limit dBuV/m	Margin dB	SA reading dBuV	Factor dB	Remark	ANT High cm	Turn Table deg
1	5150.00	45.29	54.00	-8.71	40.27	5.02	Average	264	273
2	5150.00	60.07	74.00	-13.93	55.05	5.02	Peak	264	273
3	5350.00	45.37	54.00	-8.63	40.06	5.31	Average	264	273
4	5350.00	58.94	74.00	-15.06	53.63	5.31	Peak	264	273
5	10460.00	56.03	68.20	-12.17	42.24	13.79	Peak	100	161
6	15690.00	44.68	54.00	-9.32	29.76	14.92	Average	100	13
7	15690.00	57.54	74.00	-16.46	42.62	14.92	Peak	100	13

Note 1: Emission Level (dBuV/m) = SA Reading (dBuV/m) + Factor* (dB)
*Factor includes antenna factor , cable loss and amplifier gain
Note 2: Margin (dB) = Emission level (dBuV/m) – Limit (dBuV/m).

Modulation	VHT40	Test Freq. (MHz)	5270
Polarization	Horizontal		

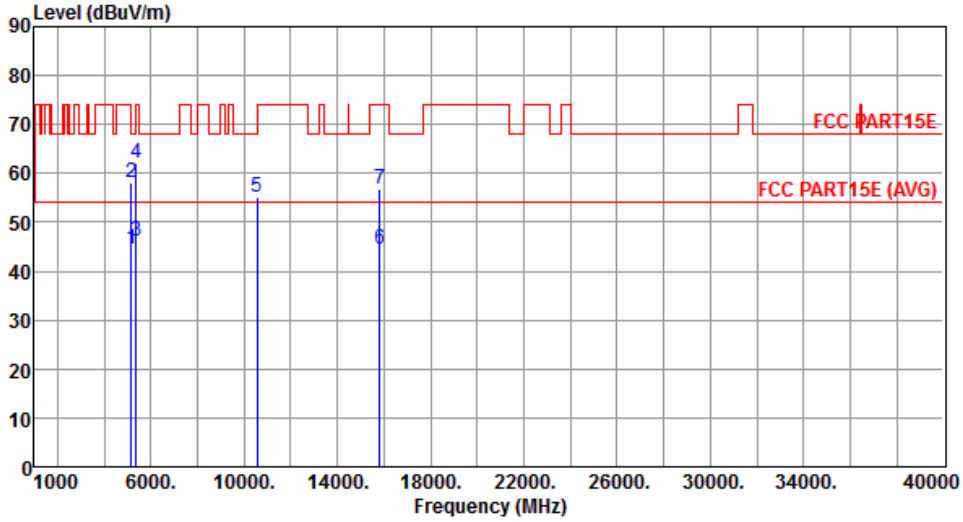

	Freq. MHz	Emission level dBuV/m	Limit dBuV/m	Margin dB	SA reading dBuV	Factor dB	Remark	ANT High cm	Turn Table deg
1	5150.00	44.42	54.00	-9.58	39.40	5.02	Average	113	215
2	5150.00	58.24	74.00	-15.76	53.22	5.02	Peak	113	215
3	5350.00	46.14	54.00	-7.86	40.83	5.31	Average	113	215
4	5350.00	62.11	74.00	-11.89	56.80	5.31	Peak	113	215
5	10540.00	55.09	68.20	-13.11	41.23	13.86	Peak	166	58
6	15810.00	44.50	54.00	-9.50	29.64	14.86	Average	100	262
7	15810.00	56.73	74.00	-17.27	41.87	14.86	Peak	100	262

Note 1: Emission Level (dBuV/m) = SA Reading (dBuV/m) + Factor* (dB)
*Factor includes antenna factor , cable loss and amplifier gain
Note 2: Margin (dB) = Emission level (dBuV/m) – Limit (dBuV/m).

Modulation	VHT40	Test Freq. (MHz)	5270
Polarization	Vertical		

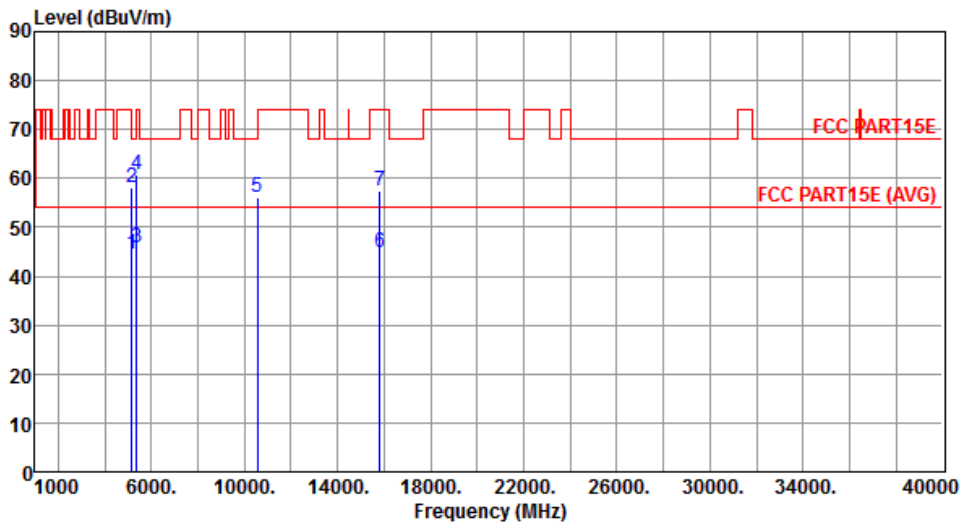

	Freq. MHz	Emission level dBuV/m	Limit dBuV/m	Margin dB	SA reading dBuV	Factor dB	Remark	ANT High cm	Turn Table deg
1	5150.00	44.42	54.00	-9.58	39.40	5.02	Average	266	279
2	5150.00	58.00	74.00	-16.00	52.98	5.02	Peak	266	279
3	5350.00	45.89	54.00	-8.11	40.58	5.31	Average	266	279
4	5350.00	60.69	74.00	-13.31	55.38	5.31	Peak	266	279
5	10540.00	56.17	68.20	-12.03	42.31	13.86	Peak	100	155
6	15810.00	44.73	54.00	-9.27	29.87	14.86	Average	100	6
7	15810.00	57.61	74.00	-16.39	42.75	14.86	Peak	100	6

Note 1: Emission Level (dBuV/m) = SA Reading (dBuV/m) + Factor* (dB)
*Factor includes antenna factor , cable loss and amplifier gain
Note 2: Margin (dB) = Emission level (dBuV/m) – Limit (dBuV/m).

Modulation	VHT40	Test Freq. (MHz)	5310
Polarization	Horizontal		

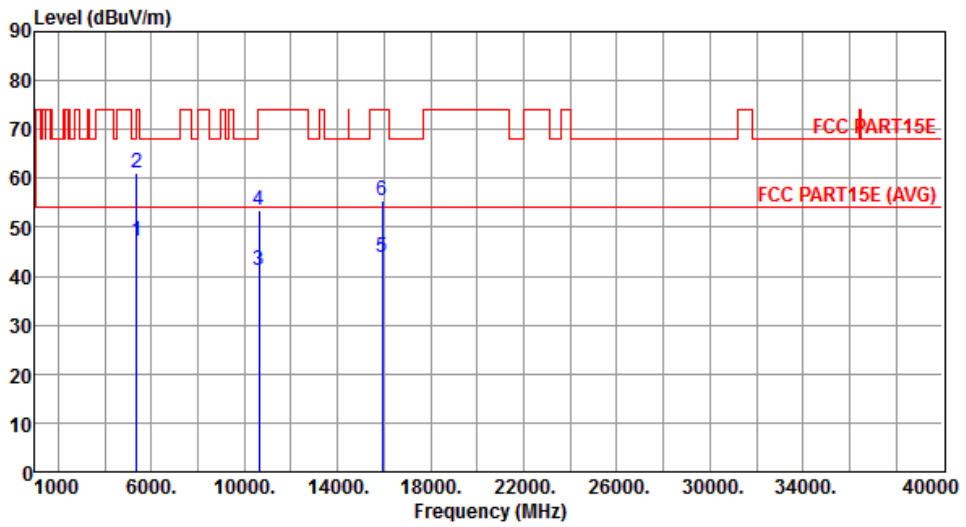

	Freq. MHz	Emission level dBuV/m	Limit dBuV/m	Margin dB	SA reading dBuV	Factor dB	Remark	ANT High cm	Turn Table deg
1	5350.00	47.16	54.00	-6.84	41.85	5.31	Average	114	217
2	5350.00	60.94	74.00	-13.06	55.63	5.31	Peak	114	217
3	10620.00	41.10	54.00	-12.90	27.17	13.93	Average	171	62
4	10620.00	53.48	74.00	-20.52	39.55	13.93	Peak	171	62
5	15930.00	43.69	54.00	-10.31	28.87	14.82	Average	100	297
6	15930.00	55.35	74.00	-18.65	40.53	14.82	Peak	100	297

Note 1: Emission Level (dBuV/m) = SA Reading (dBuV/m) + Factor* (dB)
*Factor includes antenna factor , cable loss and amplifier gain
Note 2: Margin (dB) = Emission level (dBuV/m) – Limit (dBuV/m).

Modulation	VHT40	Test Freq. (MHz)	5310
Polarization	Vertical		

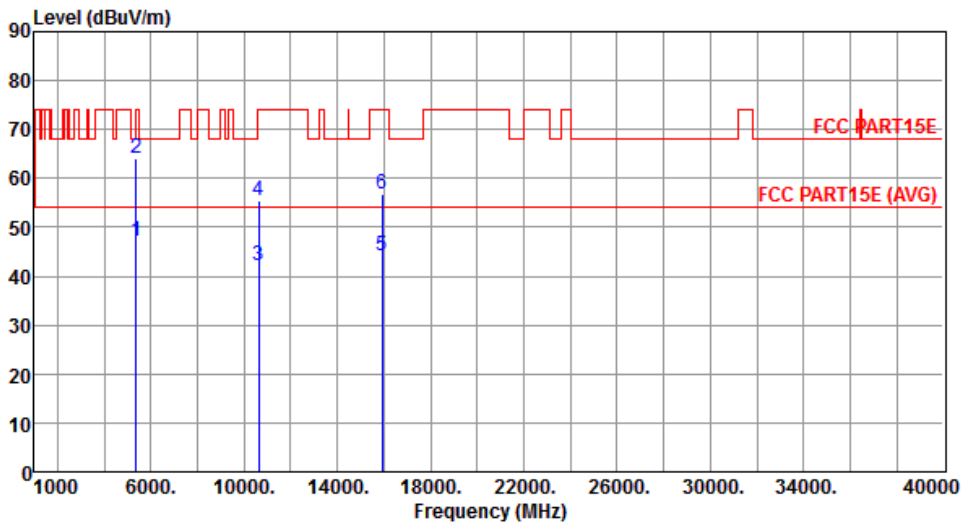

	Freq. MHz	Emission level dBuV/m	Limit dBuV/m	Margin dB	SA reading dBuV	Factor dB	Remark	ANT High cm	Turn Table deg
1	5350.00	47.09	54.00	-6.91	41.78	5.31	Average	263	279
2	5350.00	64.23	74.00	-9.77	58.92	5.31	Peak	263	279
3	10620.00	42.33	54.00	-11.67	28.40	13.93	Average	100	158
4	10620.00	55.31	74.00	-18.69	41.38	13.93	Peak	100	158
5	15930.00	44.14	54.00	-9.86	29.32	14.82	Average	100	26
6	15930.00	56.67	74.00	-17.33	41.85	14.82	Peak	100	26

Note 1: Emission Level (dBuV/m) = SA Reading (dBuV/m) + Factor* (dB)
*Factor includes antenna factor , cable loss and amplifier gain
Note 2: Margin (dB) = Emission level (dBuV/m) – Limit (dBuV/m).

Modulation	VHT40	Test Freq. (MHz)	5510
Polarization	Horizontal		

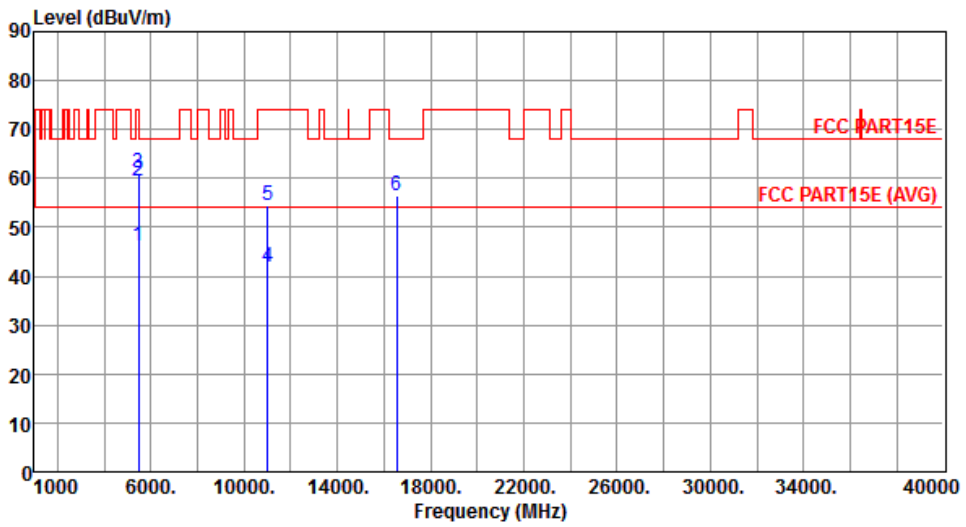

	Freq. MHz	Emission level dBuV/m	Limit dBuV/m	Margin dB	SA reading dBuV	Factor dB	Remark	ANT High cm	Turn Table deg
1	5460.00	46.07	54.00	-7.93	40.61	5.46	Average	139	225
2	5460.00	59.38	74.00	-14.62	53.92	5.46	Peak	139	225
3	5470.00	60.95	68.20	-7.25	55.48	5.47	Peak	139	225
4	11020.00	41.91	54.00	-12.09	27.59	14.32	Average	162	48
5	11020.00	54.48	74.00	-19.52	40.16	14.32	Peak	162	48
6	16530.00	56.49	68.20	-11.71	40.64	15.85	Peak	100	310

Note 1: Emission Level (dBuV/m) = SA Reading (dBuV/m) + Factor* (dB)
*Factor includes antenna factor , cable loss and amplifier gain
Note 2: Margin (dB) = Emission level (dBuV/m) – Limit (dBuV/m).

Modulation	VHT40	Test Freq. (MHz)	5510
Polarization	Vertical		

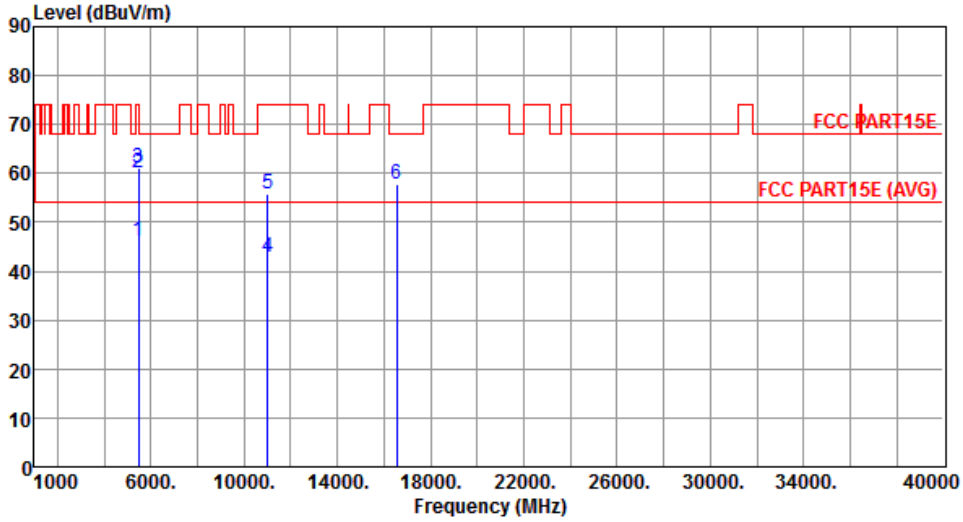

	Freq. MHz	Emission level dBuV/m	Limit dBuV/m	Margin dB	SA reading dBuV	Factor dB	Remark	ANT High cm	Turn Table deg
1	5460.00	46.29	54.00	-7.71	40.83	5.46	Average	274	276
2	5460.00	59.96	74.00	-14.04	54.50	5.46	Peak	274	276
3	5470.00	61.25	68.20	-6.95	55.78	5.47	Peak	274	276
4	11020.00	43.00	54.00	-11.00	28.68	14.32	Average	100	170
5	11020.00	55.82	74.00	-18.18	41.50	14.32	Peak	100	170
6	16530.00	57.73	68.20	-10.47	41.88	15.85	Peak	100	31

Note 1: Emission Level (dBuV/m) = SA Reading (dBuV/m) + Factor* (dB)
*Factor includes antenna factor , cable loss and amplifier gain
Note 2: Margin (dB) = Emission level (dBuV/m) – Limit (dBuV/m).

Modulation	VHT40	Test Freq. (MHz)	5590
Polarization	Horizontal		

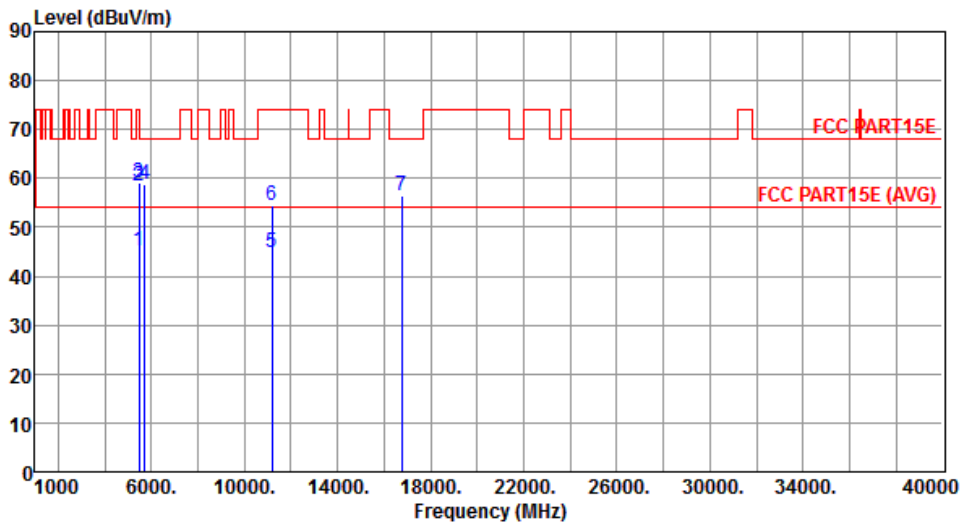

	Freq. MHz	Emission level dBuV/m	Limit dBuV/m	Margin dB	SA reading dBuV	Factor dB	Remark	ANT High cm	Turn Table deg
1	5460.00	45.16	54.00	-8.84	39.70	5.46	Average	110	206
2	5460.00	58.59	74.00	-15.41	53.13	5.46	Peak	110	206
3	5470.00	59.02	68.20	-9.18	53.55	5.47	Peak	110	206
4	5725.00	58.91	68.20	-9.29	53.10	5.81	Peak	110	206
5	11180.00	44.72	54.00	-9.28	30.26	14.46	Average	165	52
6	11180.00	54.54	74.00	-19.46	40.08	14.46	Peak	165	52
7	16770.00	56.53	68.20	-11.67	40.55	15.98	Peak	100	258

Note 1: Emission Level (dBuV/m) = SA Reading (dBuV/m) + Factor* (dB)
*Factor includes antenna factor , cable loss and amplifier gain
Note 2: Margin (dB) = Emission level (dBuV/m) – Limit (dBuV/m).

Modulation	VHT40	Test Freq. (MHz)	5590
Polarization	Vertical		

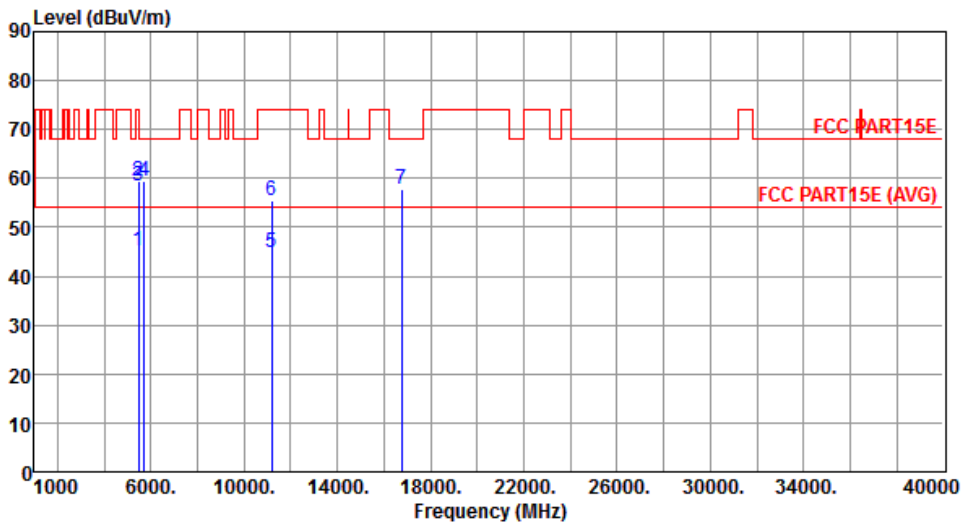

	Freq. MHz	Emission level dBuV/m	Limit dBuV/m	Margin dB	SA reading dBuV	Factor dB	Remark	ANT High cm	Turn Table deg
1	5460.00	45.11	54.00	-8.89	39.65	5.46	Average	263	247
2	5460.00	59.43	74.00	-14.57	53.97	5.46	Peak	263	247
3	5470.00	58.33	68.20	-9.87	52.86	5.47	Peak	263	247
4	5725.00	59.52	68.20	-8.68	53.71	5.81	Peak	263	247
5	11180.00	44.97	54.00	-9.03	30.51	14.46	Average	100	163
6	11180.00	55.62	74.00	-18.38	41.16	14.46	Peak	100	163
7	16770.00	57.81	68.20	-10.39	41.83	15.98	Peak	100	10

Note 1: Emission Level (dBuV/m) = SA Reading (dBuV/m) + Factor* (dB)
*Factor includes antenna factor , cable loss and amplifier gain
Note 2: Margin (dB) = Emission level (dBuV/m) – Limit (dBuV/m).

Modulation	VHT40	Test Freq. (MHz)	5670
Polarization	Horizontal		

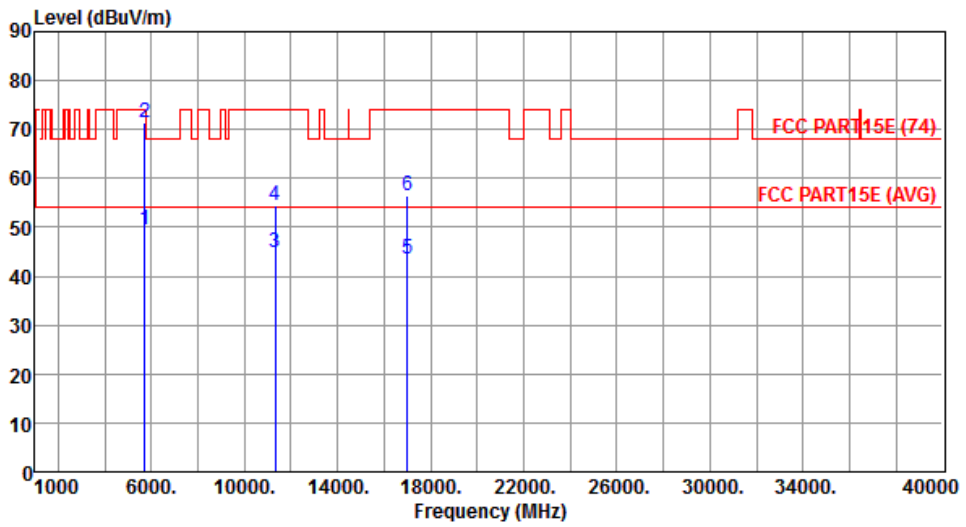

	Freq. MHz	Emission level dBuV/m	Limit dBuV/m	Margin dB	SA reading dBuV	Factor dB	Remark	ANT High cm	Turn Table deg
1	5725.00	49.40	54.00	-4.60	43.59	5.81	Average	131	211
2	5725.00	71.30	74.00	-2.70	65.49	5.81	Peak	131	211
3	11340.00	44.68	54.00	-9.32	30.08	14.60	Average	161	50
4	11340.00	54.51	74.00	-19.49	39.91	14.60	Peak	161	50
5	17010.00	43.53	54.00	-10.47	27.38	16.15	Average	100	264
6	17010.00	56.43	74.00	-17.57	40.28	16.15	Peak	100	264

Note 1: Emission Level (dBuV/m) = SA Reading (dBuV/m) + Factor* (dB)
*Factor includes antenna factor , cable loss and amplifier gain
Note 2: Margin (dB) = Emission level (dBuV/m) – Limit (dBuV/m).

Modulation	VHT40	Test Freq. (MHz)	5670
Polarization	Vertical		

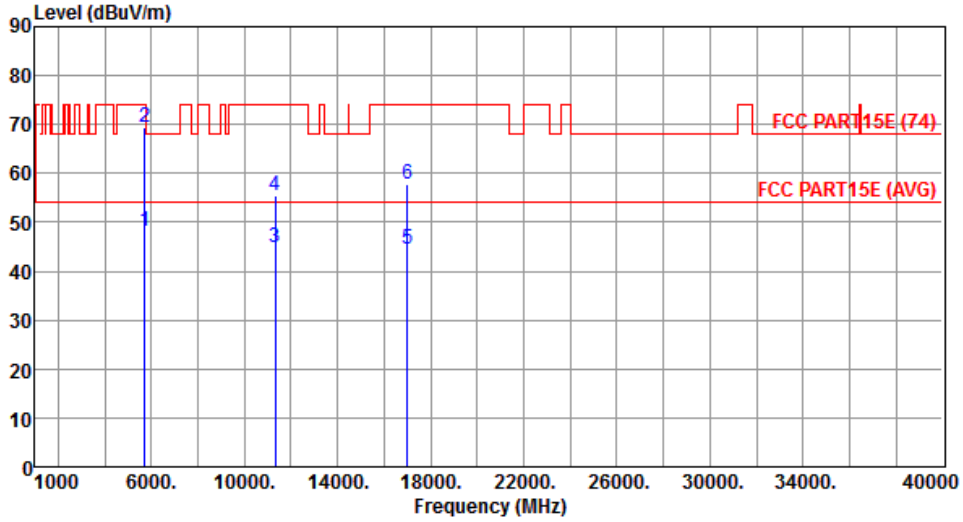

	Freq. MHz	Emission level dBuV/m	Limit dBuV/m	Margin dB	SA reading dBuV	Factor dB	Remark	ANT High cm	Turn Table deg
1	5725.00	48.11	54.00	-5.89	42.30	5.81	Average	261	253
2	5725.00	69.26	74.00	-4.74	63.45	5.81	Peak	261	253
3	11340.00	44.86	54.00	-9.14	30.26	14.60	Average	100	161
4	11340.00	55.56	74.00	-18.44	40.96	14.60	Peak	100	161
5	17010.00	44.48	54.00	-9.52	28.33	16.15	Average	100	23
6	17010.00	57.75	74.00	-16.25	41.60	16.15	Peak	100	23

Note 1: Emission Level (dBuV/m) = SA Reading (dBuV/m) + Factor* (dB)
*Factor includes antenna factor , cable loss and amplifier gain
Note 2: Margin (dB) = Emission level (dBuV/m) – Limit (dBuV/m).

Modulation	VHT40	Test Freq. (MHz)	5710
Polarization	Horizontal		

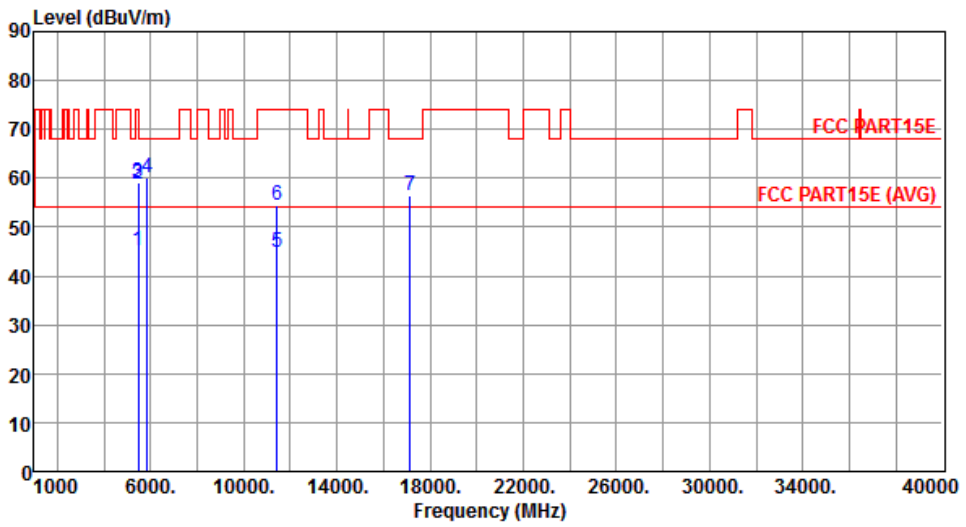

	Freq. MHz	Emission level dBuV/m	Limit dBuV/m	Margin dB	SA reading dBuV	Factor dB	Remark	ANT High cm	Turn Table deg
1	5460.00	45.32	54.00	-8.68	39.86	5.46	Average	146	209
2	5460.00	58.80	74.00	-15.20	53.34	5.46	Peak	146	209
3	5470.00	59.16	68.20	-9.04	53.69	5.47	Peak	146	209
4	5850.00	60.12	68.20	-8.08	54.13	5.99	Peak	146	209
5	11420.00	44.67	54.00	-9.33	30.00	14.67	Average	161	44
6	11420.00	54.48	74.00	-19.52	39.81	14.67	Peak	161	44
7	17130.00	56.41	68.20	-11.79	39.77	16.64	Peak	100	252

Note 1: Emission Level (dBuV/m) = SA Reading (dBuV/m) + Factor* (dB)
*Factor includes antenna factor , cable loss and amplifier gain
Note 2: Margin (dB) = Emission level (dBuV/m) – Limit (dBuV/m).

Modulation	VHT40	Test Freq. (MHz)	5710
Polarization	Vertical		

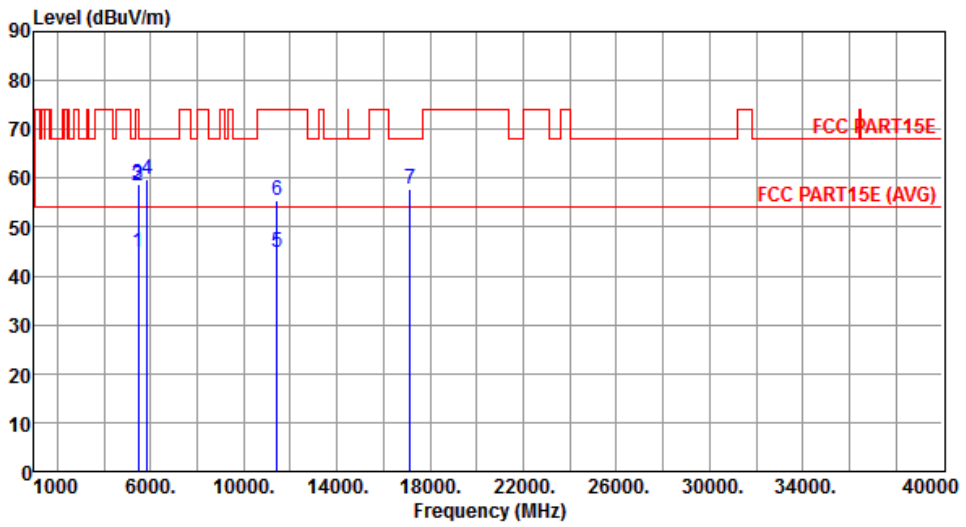

	Freq. MHz	Emission level dBuV/m	Limit dBuV/m	Margin dB	SA reading dBuV	Factor dB	Remark	ANT High cm	Turn Table deg
1	5460.00	44.72	54.00	-9.28	39.26	5.46	Average	263	264
2	5460.00	58.51	74.00	-15.49	53.05	5.46	Peak	263	264
3	5470.00	58.71	68.20	-9.49	53.24	5.47	Peak	263	264
4	5850.00	59.75	68.20	-8.45	53.76	5.99	Peak	263	264
5	11420.00	44.92	54.00	-9.08	30.25	14.67	Average	100	156
6	11420.00	55.54	74.00	-18.46	40.87	14.67	Peak	100	156
7	17130.00	57.79	68.20	-10.41	41.15	16.64	Peak	100	18

Note 1: Emission Level (dBuV/m) = SA Reading (dBuV/m) + Factor* (dB)
*Factor includes antenna factor , cable loss and amplifier gain
Note 2: Margin (dB) = Emission level (dBuV/m) – Limit (dBuV/m).

Modulation	VHT40	Test Freq. (MHz)	5755
Polarization	Horizontal		

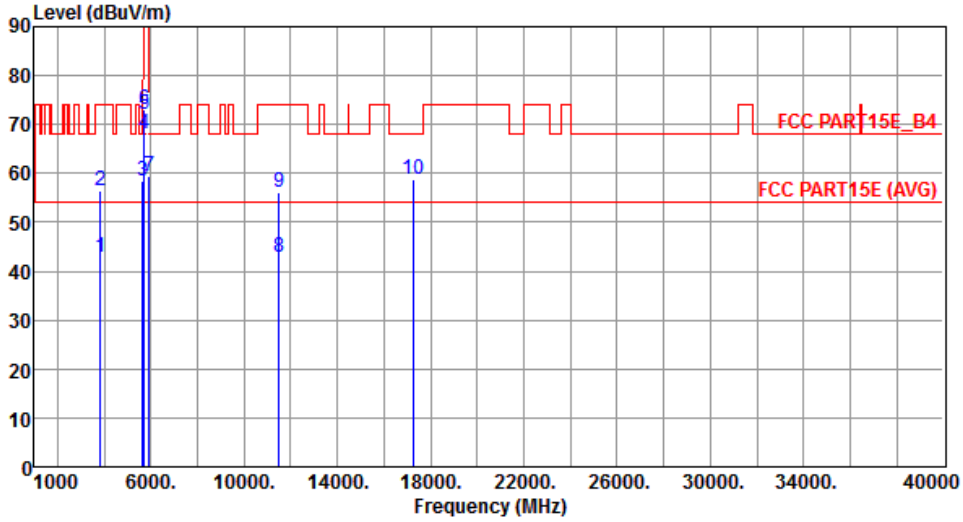

	Freq. MHz	Emission level dBuV/m	Limit dBuV/m	Margin dB	SA reading dBuV	Factor dB	Remark	ANT High cm	Turn Table deg
1	3836.66	42.99	54.00	-11.01	41.01	1.98	Average	112	20
2	3836.66	56.46	74.00	-17.54	54.48	1.98	Peak	112	20
3	5650.00	58.46	68.20	-9.74	52.77	5.69	Peak	112	217
4	5700.00	68.16	105.20	-37.04	62.39	5.77	Peak	112	217
5	5720.00	72.15	110.80	-38.65	66.36	5.79	Peak	112	217
6	5725.00	73.21	122.20	-48.99	67.40	5.81	Peak	112	217
7	5925.00	59.53	68.20	-8.67	53.44	6.09	Peak	112	217
8	11510.00	42.68	54.00	-11.32	27.96	14.72	Average	100	173
9	11510.00	56.16	74.00	-17.84	41.44	14.72	Peak	100	173
10	17265.00	58.62	68.20	-9.58	41.45	17.17	Peak	100	38

Note 1: Emission Level (dBuV/m) = SA Reading (dBuV/m) + Factor* (dB)
*Factor includes antenna factor , cable loss and amplifier gain
Note 2: Margin (dB) = Emission level (dBuV/m) – Limit (dBuV/m).

Modulation	VHT40	Test Freq. (MHz)	5755
Polarization	Vertical		

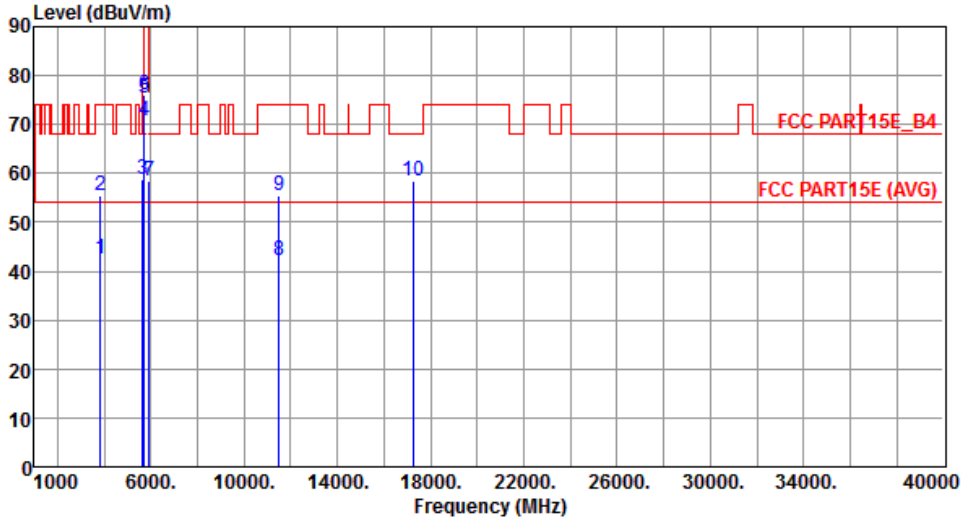

	Freq. MHz	Emission level dBuV/m	Limit dBuV/m	Margin dB	SA reading dBuV	Factor dB	Remark	ANT High cm	Turn Table deg
1	3836.66	42.43	54.00	-11.57	40.45	1.98	Average	100	155
2	3836.66	55.43	74.00	-18.57	53.45	1.98	Peak	100	155
3	5650.00	58.83	68.20	-9.37	53.14	5.69	Peak	152	270
4	5700.00	70.85	105.20	-34.35	65.08	5.77	Peak	152	270
5	5720.00	75.50	110.80	-35.30	69.71	5.79	Peak	152	270
6	5725.00	75.92	122.20	-46.28	70.11	5.81	Peak	152	270
7	5925.00	58.41	68.20	-9.79	52.32	6.09	Peak	152	270
8	11510.00	42.27	54.00	-11.73	27.55	14.72	Average	100	165
9	11510.00	55.44	74.00	-18.56	40.72	14.72	Peak	100	165
10	17265.00	58.56	68.20	-9.64	41.39	17.17	Peak	100	196

Note 1: Emission Level (dBuV/m) = SA Reading (dBuV/m) + Factor* (dB)
*Factor includes antenna factor , cable loss and amplifier gain
Note 2: Margin (dB) = Emission level (dBuV/m) – Limit (dBuV/m).

Modulation	VHT40	Test Freq. (MHz)	5795
Polarization	Horizontal		

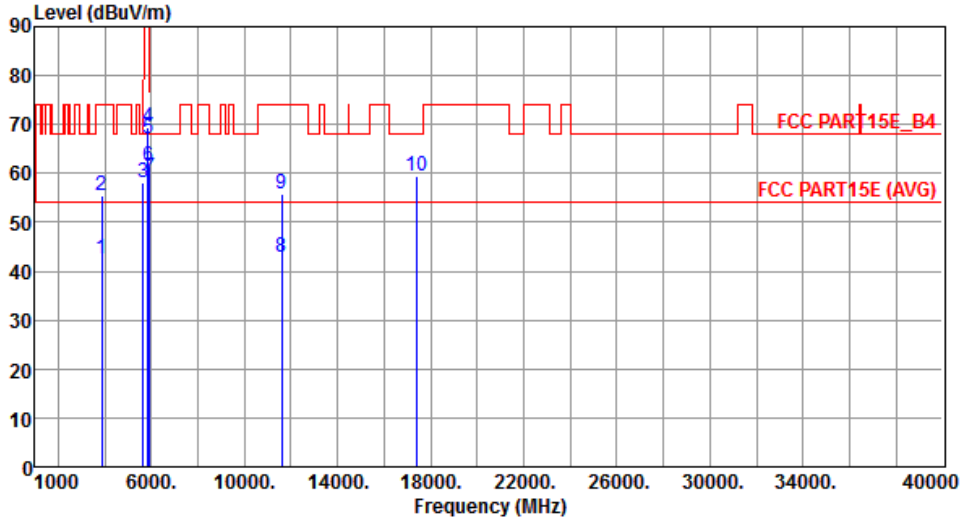

	Freq. MHz	Emission level dBuV/m	Limit dBuV/m	Margin dB	SA reading dBuV	Factor dB	Remark	ANT High cm	Turn Table deg
1	3863.33	42.51	54.00	-11.49	40.44	2.07	Average	100	165
2	3863.33	55.34	74.00	-18.66	53.27	2.07	Peak	100	165
3	5650.00	57.97	68.20	-10.23	52.28	5.69	Peak	135	222
4	5850.00	69.45	122.20	-52.75	63.46	5.99	Peak	135	222
5	5855.00	67.23	110.80	-43.57	61.23	6.00	Peak	135	222
6	5875.00	61.54	105.20	-43.66	55.52	6.02	Peak	135	222
7	5925.00	58.97	68.20	-9.23	52.88	6.09	Peak	135	222
8	11590.00	42.80	54.00	-11.20	28.24	14.56	Average	100	142
9	11590.00	55.92	74.00	-18.08	41.36	14.56	Peak	100	142
10	17385.00	59.35	68.20	-8.85	41.68	17.67	Peak	100	192

Note 1: Emission Level (dBuV/m) = SA Reading (dBuV/m) + Factor* (dB)
*Factor includes antenna factor , cable loss and amplifier gain
Note 2: Margin (dB) = Emission level (dBuV/m) – Limit (dBuV/m).

Modulation	VHT40	Test Freq. (MHz)	5795
Polarization	Vertical		

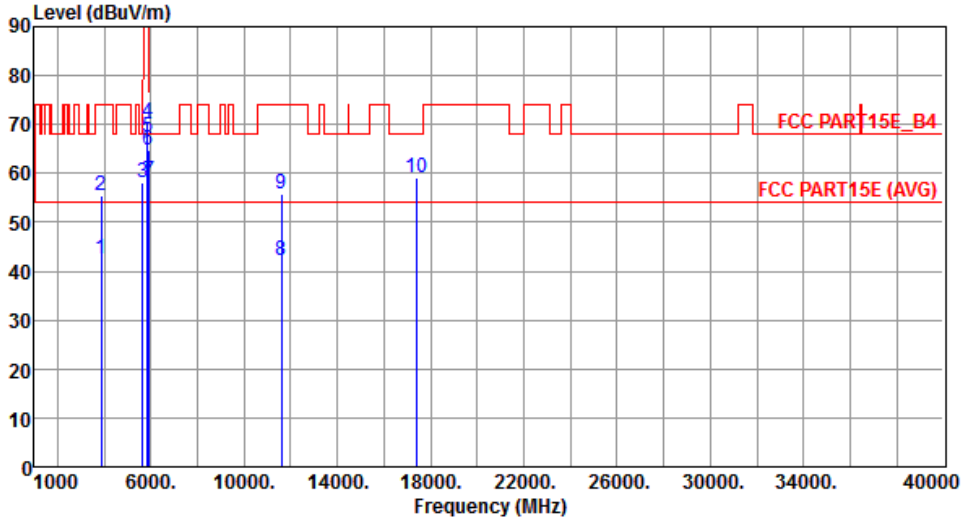

	Freq. MHz	Emission level dBuV/m	Limit dBuV/m	Margin dB	SA reading dBuV	Factor dB	Remark	ANT High cm	Turn Table deg
1	3863.33	42.51	54.00	-11.49	40.44	2.07	Average	100	196
2	3863.33	55.45	74.00	-18.55	53.38	2.07	Peak	100	196
3	5650.00	58.13	68.20	-10.07	52.44	5.69	Peak	152	272
4	5850.00	70.43	122.20	-51.77	64.44	5.99	Peak	152	272
5	5855.00	67.43	110.80	-43.37	61.43	6.00	Peak	152	272
6	5875.00	64.67	105.20	-40.53	58.65	6.02	Peak	152	272
7	5925.00	58.48	68.20	-9.72	52.39	6.09	Peak	152	272
8	11590.00	42.24	54.00	-11.76	27.68	14.56	Average	100	212
9	11590.00	55.94	74.00	-18.06	41.38	14.56	Peak	100	212
10	17385.00	59.11	68.20	-9.09	41.44	17.67	Peak	100	263

Note 1: Emission Level (dBuV/m) = SA Reading (dBuV/m) + Factor* (dB)
*Factor includes antenna factor , cable loss and amplifier gain
Note 2: Margin (dB) = Emission level (dBuV/m) – Limit (dBuV/m).

3.5.23 Transmitter Radiated Unwanted Emissions (Above 1GHz) for VHT80

Modulation	VHT80	**Test Freq. (MHz)**	5210
Polarization	Horizontal		

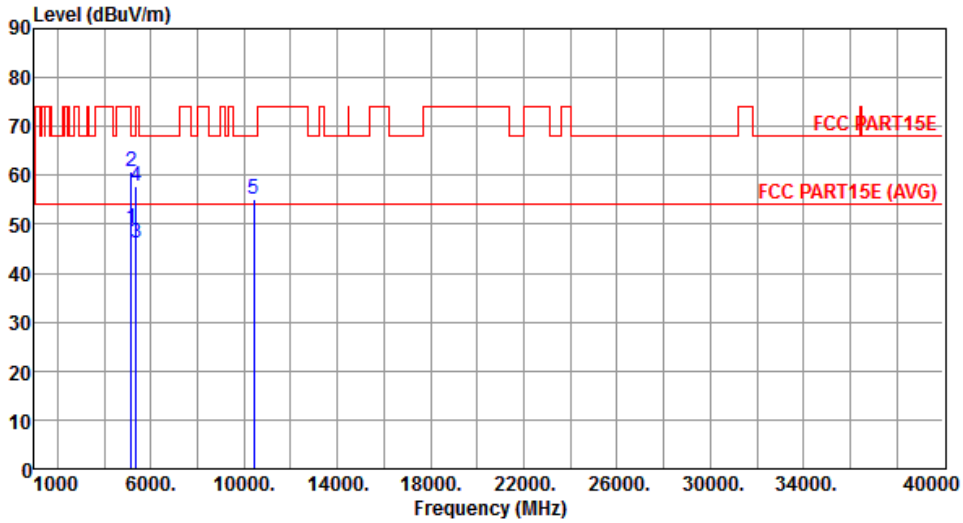

	Freq. MHz	Emission level dBuV/m	Limit dBuV/m	Margin dB	SA reading dBuV	Factor dB	Remark	ANT High cm	Turn Table deg
1	5150.00	49.19	54.00	-4.81	44.17	5.02	Average	100	213
2	5150.00	60.80	74.00	-13.20	55.78	5.02	Peak	100	213
3	5350.00	46.02	54.00	-7.98	40.71	5.31	Average	100	213
4	5350.00	57.80	74.00	-16.20	52.49	5.31	Peak	100	213
5	10420.00	55.16	68.20	-13.04	41.38	13.78	Peak	100	174

Note 1: Emission Level (dBuV/m) = SA Reading (dBuV/m) + Factor* (dB)
*Factor includes antenna factor , cable loss and amplifier gain
Note 2: Margin (dB) = Emission level (dBuV/m) – Limit (dBuV/m).

Modulation	VHT80	Test Freq. (MHz)	5210
Polarization	Vertical		

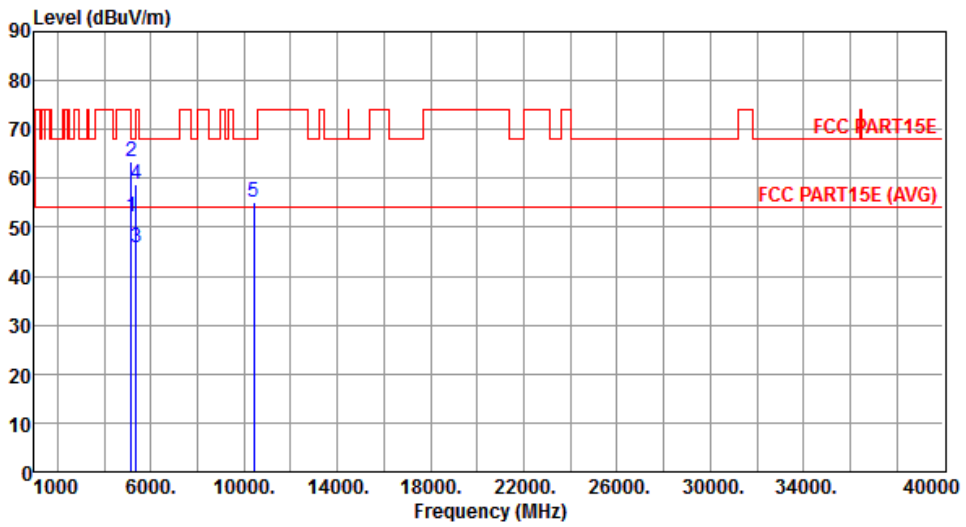

	Freq. MHz	Emission level dBuV/m	Limit dBuV/m	Margin dB	SA reading dBuV	Factor dB	Remark	ANT High cm	Turn Table deg
1	5150.00	52.03	54.00	-1.97	47.01	5.02	Average	160	197
2	5150.00	63.56	74.00	-10.44	58.54	5.02	Peak	160	197
3	5350.00	45.94	54.00	-8.06	40.63	5.31	Average	160	197
4	5350.00	58.86	74.00	-15.14	53.55	5.31	Peak	160	197
5	10420.00	55.23	68.20	-12.97	41.45	13.78	Peak	100	156

Note 1: Emission Level (dBuV/m) = SA Reading (dBuV/m) + Factor* (dB)
*Factor includes antenna factor , cable loss and amplifier gain
Note 2: Margin (dB) = Emission level (dBuV/m) – Limit (dBuV/m).

Modulation	VHT80	Test Freq. (MHz)	5290
Polarization	Horizontal		

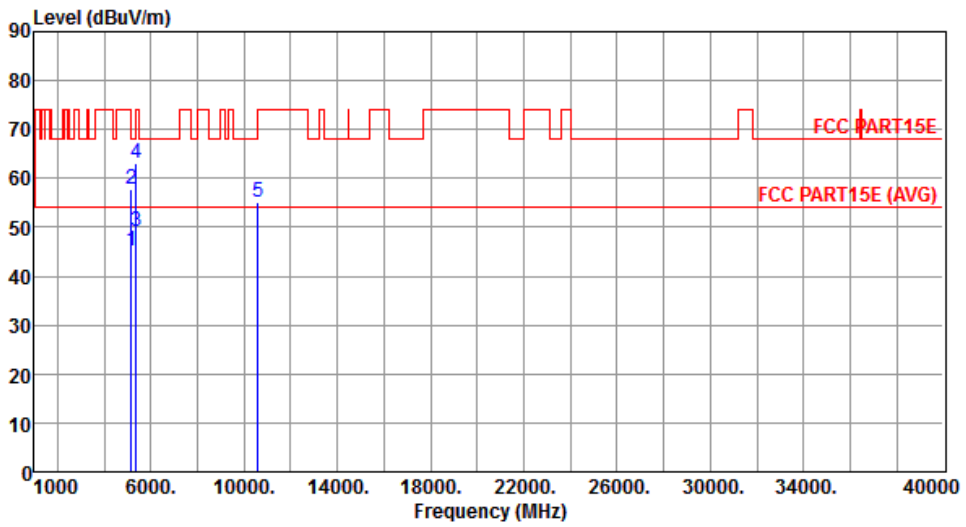

	Freq. MHz	Emission level dBuV/m	Limit dBuV/m	Margin dB	SA reading dBuV	Factor dB	Remark	ANT High cm	Turn Table deg
1	5150.00	45.29	54.00	-8.71	40.27	5.02	Average	159	214
2	5150.00	57.79	74.00	-16.21	52.77	5.02	Peak	159	214
3	5350.00	49.31	54.00	-4.69	44.00	5.31	Average	159	214
4	5350.00	63.14	74.00	-10.86	57.83	5.31	Peak	159	214
5	10580.00	55.15	68.20	-13.05	41.25	13.90	Peak	100	166

Note 1: Emission Level (dBuV/m) = SA Reading (dBuV/m) + Factor* (dB)
*Factor includes antenna factor , cable loss and amplifier gain
Note 2: Margin (dB) = Emission level (dBuV/m) – Limit (dBuV/m).

Modulation	VHT80	Test Freq. (MHz)	5290
Polarization	Vertical		

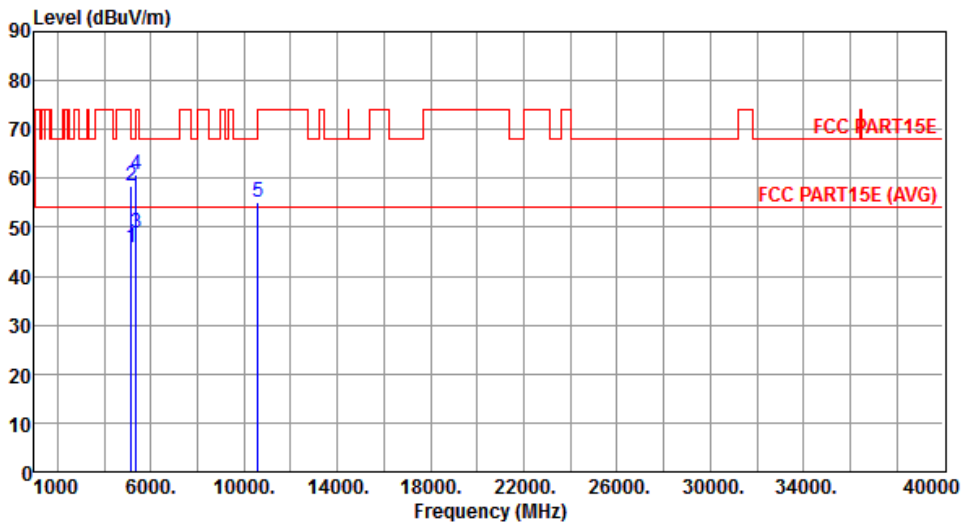

	Freq. MHz	Emission level dBuV/m	Limit dBuV/m	Margin dB	SA reading dBuV	Factor dB	Remark	ANT High cm	Turn Table deg
1	5150.00	45.68	54.00	-8.32	40.66	5.02	Average	124	191
2	5150.00	58.50	74.00	-15.50	53.48	5.02	Peak	124	191
3	5350.00	48.74	54.00	-5.26	43.43	5.31	Average	124	191
4	5350.00	60.84	74.00	-13.16	55.53	5.31	Peak	124	191
5	10580.00	55.22	68.20	-12.98	41.32	13.90	Peak	100	173

Note 1: Emission Level (dBuV/m) = SA Reading (dBuV/m) + Factor* (dB)
*Factor includes antenna factor , cable loss and amplifier gain
Note 2: Margin (dB) = Emission level (dBuV/m) – Limit (dBuV/m).

Modulation	VHT80	Test Freq. (MHz)	5530
Polarization	Horizontal		

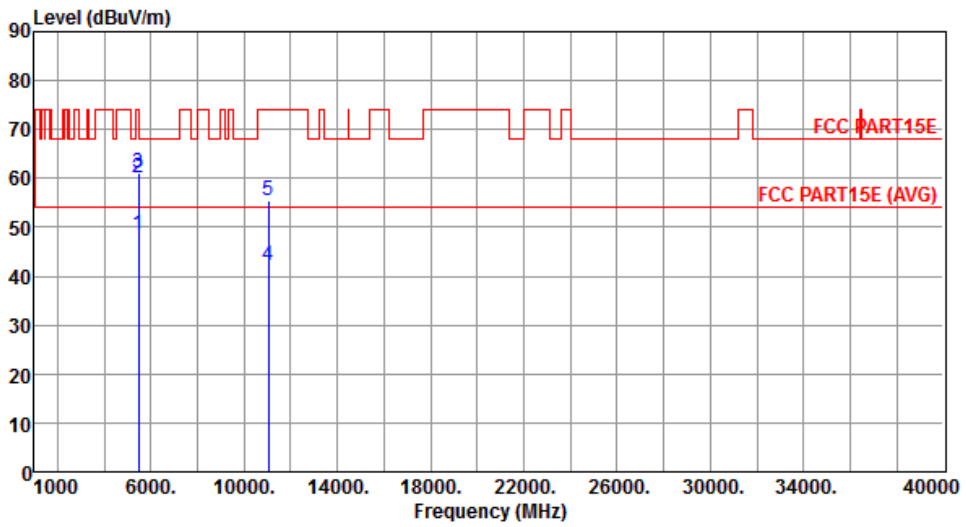

	Freq. MHz	Emission level dBuV/m	Limit dBuV/m	Margin dB	SA reading dBuV	Factor dB	Remark	ANT High cm	Turn Table deg
1	5460.00	48.55	54.00	-5.45	43.09	5.46	Average	152	215
2	5460.00	59.97	74.00	-14.03	54.51	5.46	Peak	152	215
3	5470.00	61.09	68.20	-7.11	55.62	5.47	Peak	152	215
4	11060.00	42.11	54.00	-11.89	27.76	14.35	Average	100	183
5	11060.00	55.60	74.00	-18.40	41.25	14.35	Peak	100	183

Note 1: Emission Level (dBuV/m) = SA Reading (dBuV/m) + Factor* (dB)
*Factor includes antenna factor , cable loss and amplifier gain
Note 2: Margin (dB) = Emission level (dBuV/m) – Limit (dBuV/m).

Modulation	VHT80	Test Freq. (MHz)	5530
Polarization	Vertical		

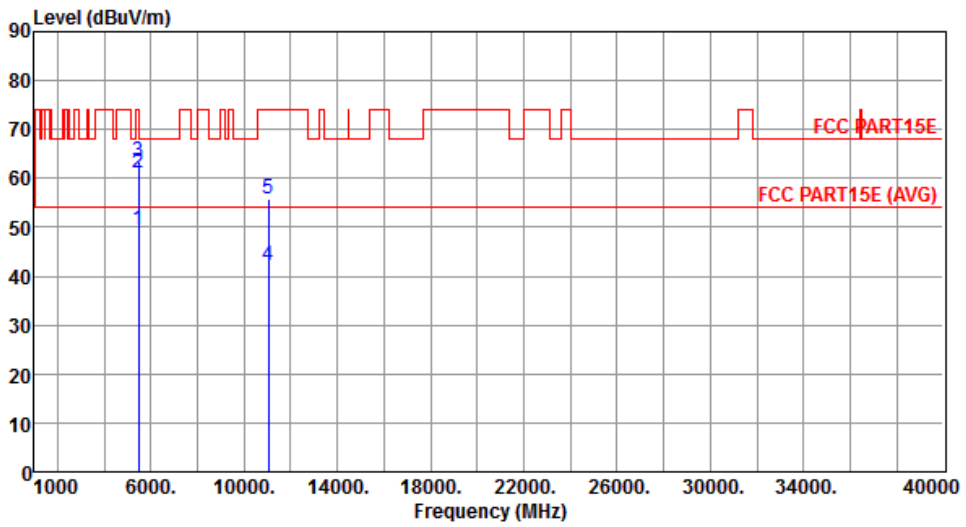

	Freq. MHz	Emission level dBuV/m	Limit dBuV/m	Margin dB	SA reading dBuV	Factor dB	Remark	ANT High cm	Turn Table deg
1	5460.00	49.40	54.00	-4.60	43.94	5.46	Average	191	280
2	5460.00	61.14	74.00	-12.86	55.68	5.46	Peak	191	280
3	5470.00	63.54	68.20	-4.66	58.07	5.47	Peak	191	280
4	11060.00	42.17	54.00	-11.83	27.82	14.35	Average	100	185
5	11060.00	55.80	74.00	-18.20	41.45	14.35	Peak	100	185

Note 1: Emission Level (dBuV/m) = SA Reading (dBuV/m) + Factor* (dB)
*Factor includes antenna factor , cable loss and amplifier gain
Note 2: Margin (dB) = Emission level (dBuV/m) – Limit (dBuV/m).

Modulation	VHT80	Test Freq. (MHz)	5610
Polarization	Horizontal		

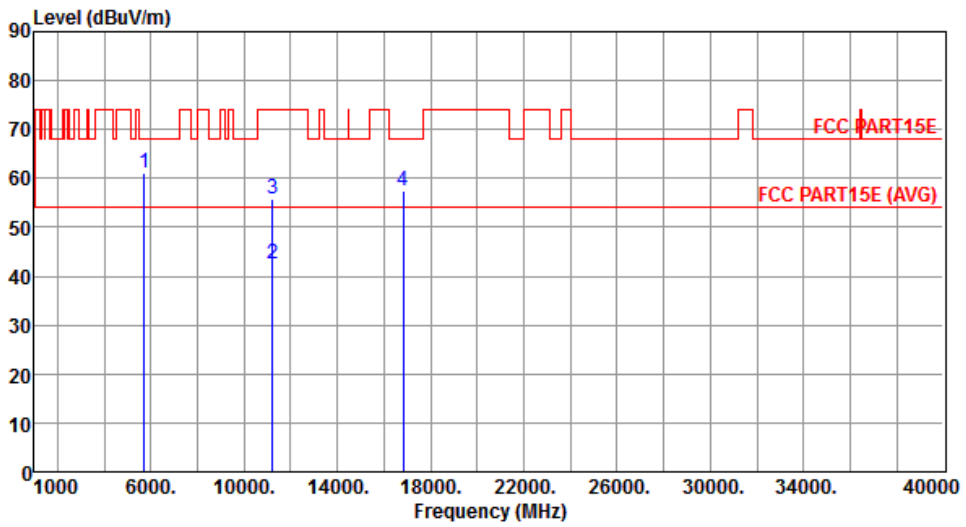

	Freq. MHz	Emission level dBuV/m	Limit dBuV/m	Margin dB	SA reading dBuV	Factor dB	Remark	ANT High cm	Turn Table deg
1	5725.00	61.27	68.20	-6.93	55.46	5.81	Peak	157	217
2	11220.00	42.34	54.00	-11.66	27.85	14.49	Average	100	165
3	11220.00	55.70	74.00	-18.30	41.21	14.49	Peak	100	165
4	16830.00	57.39	68.20	-10.81	41.37	16.02	Peak	100	125

Note 1: Emission Level (dBuV/m) = SA Reading (dBuV/m) + Factor* (dB)
*Factor includes antenna factor , cable loss and amplifier gain
Note 2: Margin (dB) = Emission level (dBuV/m) – Limit (dBuV/m).

Modulation	VHT80	Test Freq. (MHz)	5610
Polarization	Vertical		

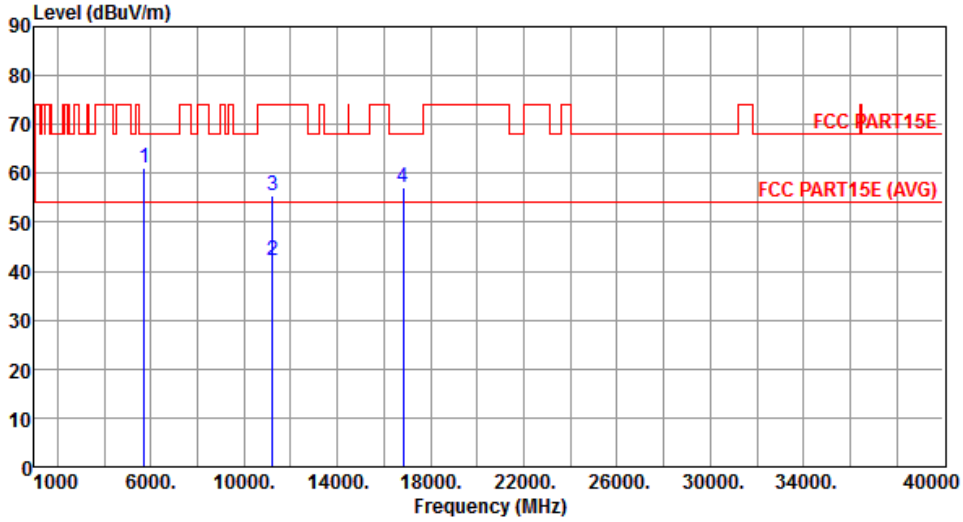

	Freq. MHz	Emission level dBuV/m	Limit dBuV/m	Margin dB	SA reading dBuV	Factor dB	Remark	ANT High cm	Turn Table deg
1	5725.00	61.08	68.20	-7.12	55.27	5.81	Peak	165	261
2	11220.00	42.05	54.00	-11.95	27.56	14.49	Average	100	138
3	11220.00	55.31	74.00	-18.69	40.82	14.49	Peak	100	138
4	16830.00	57.18	68.20	-11.02	41.16	16.02	Peak	100	205

Note 1: Emission Level (dBuV/m) = SA Reading (dBuV/m) + Factor* (dB)
*Factor includes antenna factor , cable loss and amplifier gain
Note 2: Margin (dB) = Emission level (dBuV/m) – Limit (dBuV/m).

Modulation	VHT80	Test Freq. (MHz)	5690
Polarization	Horizontal		

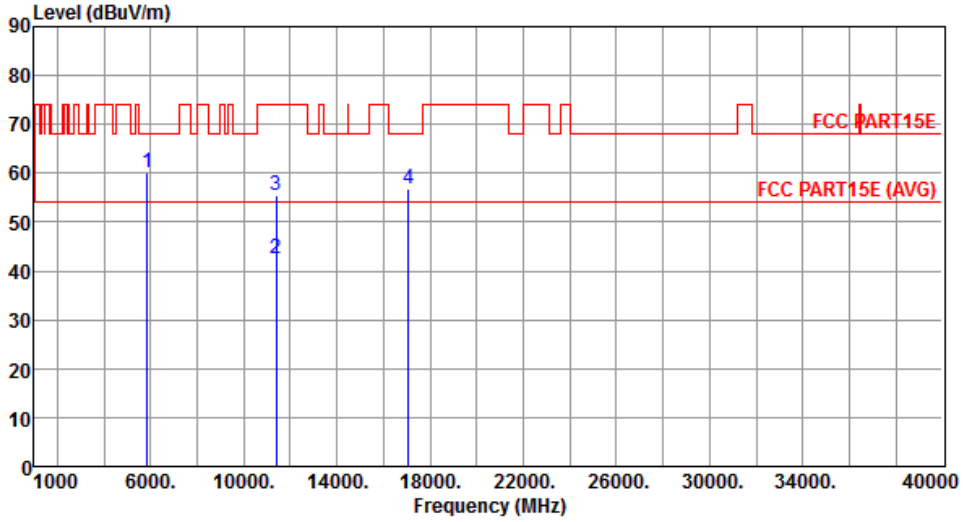

	Freq. MHz	Emission level dBuV/m	Limit dBuV/m	Margin dB	SA reading dBuV	Factor dB	Remark	ANT High cm	Turn Table deg
1	5850.00	59.96	68.20	-8.24	53.97	5.99	Peak	141	211
2	11380.00	42.36	54.00	-11.64	27.73	14.63	Average	100	163
3	11380.00	55.35	74.00	-18.65	40.72	14.63	Peak	100	163
4	17070.00	56.83	68.20	-11.37	40.44	16.39	Peak	100	105

Note 1: Emission Level (dBuV/m) = SA Reading (dBuV/m) + Factor* (dB)
*Factor includes antenna factor , cable loss and amplifier gain
Note 2: Margin (dB) = Emission level (dBuV/m) – Limit (dBuV/m).

Modulation	VHT80	Test Freq. (MHz)	5690
Polarization	Vertical		

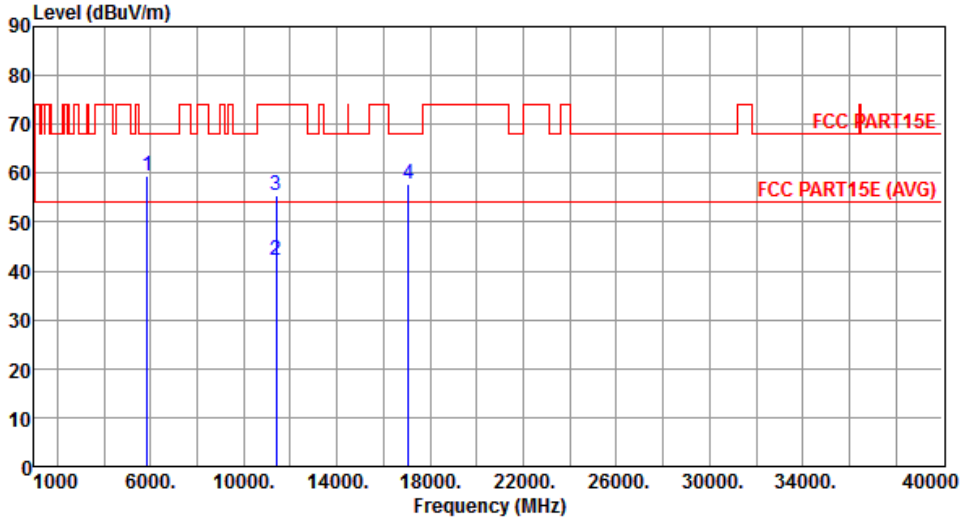

	Freq. MHz	Emission level dBuV/m	Limit dBuV/m	Margin dB	SA reading dBuV	Factor dB	Remark	ANT High cm	Turn Table deg
1	5850.00	59.45	68.20	-8.75	53.46	5.99	Peak	203	261
2	11380.00	42.25	54.00	-11.75	27.62	14.63	Average	100	192
3	11380.00	55.48	74.00	-18.52	40.85	14.63	Peak	100	192
4	17070.00	57.83	68.20	-10.37	41.44	16.39	Peak	100	155

Note 1: Emission Level (dBuV/m) = SA Reading (dBuV/m) + Factor* (dB)
*Factor includes antenna factor , cable loss and amplifier gain
Note 2: Margin (dB) = Emission level (dBuV/m) – Limit (dBuV/m).

Modulation	VHT80	Test Freq. (MHz)	5775
Polarization	Horizontal		

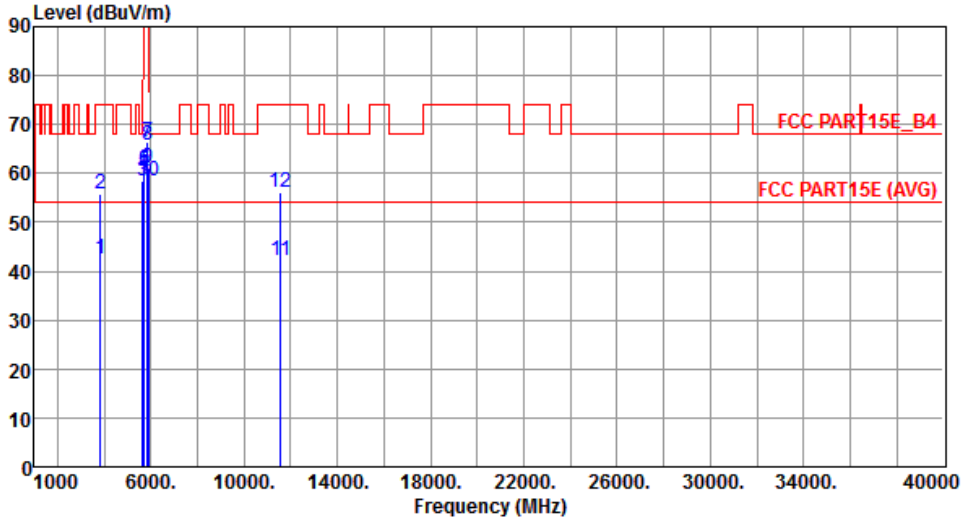

	Freq. MHz	Emission level dBuV/m	Limit dBuV/m	Margin dB	SA reading dBuV	Factor dB	Remark	ANT High cm	Turn Table deg
1	3850.00	42.46	54.00	-11.54	40.44	2.02	Average	100	165
2	3850.00	55.80	74.00	-18.20	53.78	2.02	Peak	100	165
3	5650.00	58.59	68.20	-9.61	52.90	5.69	Peak	135	216
4	5700.00	59.89	105.20	-45.31	54.12	5.77	Peak	135	216
5	5720.00	60.48	110.80	-50.32	54.69	5.79	Peak	135	216
6	5725.00	60.77	122.20	-61.43	54.96	5.81	Peak	135	216
7	5850.00	66.26	122.20	-55.94	60.27	5.99	Peak	135	216
8	5855.00	65.63	110.80	-45.17	59.63	6.00	Peak	135	216
9	5875.00	61.10	105.20	-44.10	55.08	6.02	Peak	135	216
10	5925.00	58.36	68.20	-9.84	52.27	6.09	Peak	135	216
11	11550.00	42.27	54.00	-11.73	27.63	14.64	Average	100	205
12	11550.00	56.08	74.00	-17.92	41.44	14.64	Peak	100	205

Note 1: Emission Level (dBuV/m) = SA Reading (dBuV/m) + Factor* (dB)
*Factor includes antenna factor , cable loss and amplifier gain
Note 2: Margin (dB) = Emission level (dBuV/m) – Limit (dBuV/m).

Modulation	VHT80	Test Freq. (MHz)	5775
Polarization	Vertical		

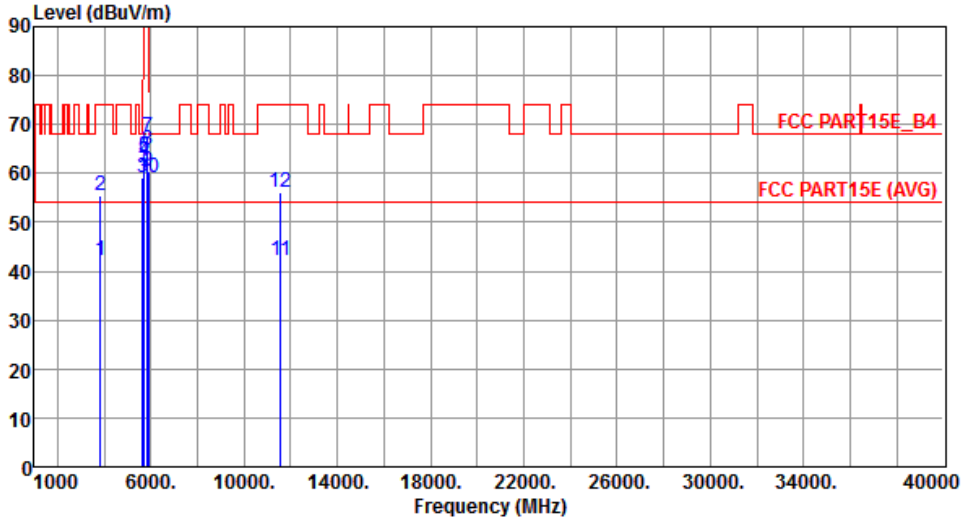

	Freq. MHz	Emission level dBuV/m	Limit dBuV/m	Margin dB	SA reading dBuV	Factor dB	Remark	ANT High cm	Turn Table deg
1	3850.00	42.17	54.00	-11.83	40.15	2.02	Average	100	172
2	3850.00	55.30	74.00	-18.70	53.28	2.02	Peak	100	172
3	5650.00	59.04	68.20	-9.16	53.35	5.69	Peak	153	271
4	5700.00	62.48	105.20	-42.72	56.71	5.77	Peak	153	271
5	5720.00	63.43	110.80	-47.37	57.64	5.79	Peak	153	271
6	5725.00	63.35	122.20	-58.85	57.54	5.81	Peak	153	271
7	5850.00	67.34	122.20	-54.86	61.35	5.99	Peak	153	271
8	5855.00	64.68	110.80	-46.12	58.68	6.00	Peak	153	271
9	5875.00	60.60	105.20	-44.60	54.58	6.02	Peak	153	271
10	5925.00	59.23	68.20	-8.97	53.14	6.09	Peak	153	271
11	11550.00	42.20	54.00	-11.80	27.56	14.64	Average	100	162
12	11550.00	55.97	74.00	-18.03	41.33	14.64	Peak	100	162

Note 1: Emission Level (dBuV/m) = SA Reading (dBuV/m) + Factor* (dB)
*Factor includes antenna factor , cable loss and amplifier gain
Note 2: Margin (dB) = Emission level (dBuV/m) – Limit (dBuV/m).

3.6 Frequency Stability

3.6.1 Limit of Frequency Stability

Manufacturers of U-NII devices are responsible for ensuring frequency stability such that an emission is maintained within the band of operation under all conditions of normal operation as specified in the user's manual.

3.6.2 Test Procedures

1. The EUT is installed in an environment test chamber with external power source.
2. Set the chamber to operate at 50 centigrade and external power source to output at nominal voltage of EUT.
3. A sufficient stabilization period at each temperature is used prior to each frequency measurement.
4. When temperature is stabled, measure the frequency stability.
5. The test shall be performed under -30 to 85 centigrade and 85 to 115 percent of the nominal voltage. Change setting of chamber and external power source to complete all conditions.

3.6.3 Test Setup

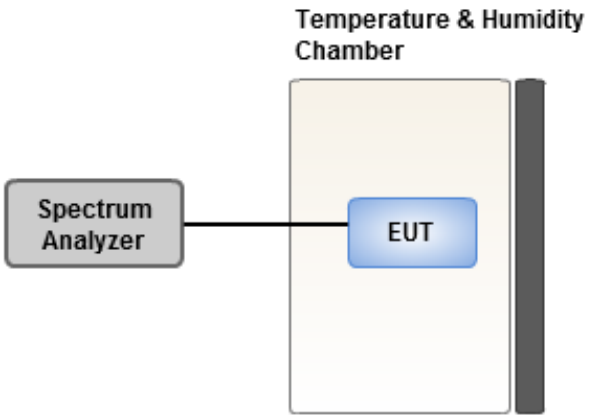

3.6.4 Test Result of Frequency Stability

Frequency: 5320 MHz	Frequency Drift (ppm)			
Temperature (°C)	**0 minute**	**2 minutes**	**5 minutes**	**10 minutes**
T20°CVmax	15.83	16.17	16.30	15.87
T20°CVmin	13.23	13.29	13.69	13.43
T85°CVnom	13.51	14.34	13.64	13.86
T80°CVnom	11.46	12.06	11.81	11.28
T70°CVnom	11.44	11.91	11.40	11.20
T60°CVnom	10.72	11.33	10.76	11.17
T50°C Vnom	11.63	11.76	11.25	11.90
T40°CVnom	8.52	8.20	8.35	9.09
T30°CVnom	8.66	9.02	9.07	9.14
T20°CVnom	9.47	9.77	9.63	9.13
T10°CVnom	7.42	8.03	7.64	7.67
T0°CVnom	9.67	10.01	10.03	9.58
T-10°CVnom	7.47	7.42	7.14	7.55
T-20°CVnom	7.84	8.49	7.96	8.08
T-30°CVnom	7.30	8.14	7.82	7.76
Vnom [Vac]: 120		Vmax [Vac]: 138		Vmin [Vac]: 102
Tnom [°C]: 20		Tmax [°C]: 85		Tmin [°C]: -30

Frequency: 5785 MHz	Frequency Drift (ppm)			
Temperature (°C)	**0 minute**	**2 minutes**	**5 minutes**	**10 minutes**
T20°CVmax	14.54	14.84	14.91	15.11
T20°CVmin	12.32	12.03	11.69	12.53
T85°CVnom	12.76	12.40	12.68	12.16
T80°CVnom	11.28	11.48	11.05	11.07
T70°CVnom	10.64	11.29	11.30	10.57
T60°CVnom	10.24	9.63	9.85	10.14
T50°C Vnom	11.05	10.77	10.80	11.39
T40°CVnom	8.44	8.24	8.48	8.06
T30°CVnom	8.61	8.72	8.72	8.64
T20°CVnom	9.85	10.11	9.41	9.72
T10°CVnom	7.17	7.41	7.53	7.41
T0°CVnom	8.99	8.46	8.45	8.67
T-10°CVnom	6.77	6.58	7.41	7.30
T-20°CVnom	7.83	7.91	7.40	7.97
T-30°CVnom	7.06	7.50	7.60	7.07
Vnom [Vac]: 120		Vmax [Vac]: 138		Vmin [Vac]: 102
Tnom [°C]: 20		Tmax [°C]: 85		Tmin [°C]: -30

4 Test laboratory information

Established in 2012, ICC provides foremost EMC & RF Testing and advisory consultation services by our skilled engineers and technicians. Our services employ a wide variety of advanced edge test equipment and one of the widest certification extents in the business.

International Certification Corp (EMC and Wireless Communication Laboratory), it is our definitive objective is to institute long term, trust-based associations with our clients. The expectation we set up with our clients is based on outstanding service, practical expertise and devotion to a certified value structure. Our passion is to grant our clients with best EMC / RF services by oriented knowledgeable and accommodating staff.

Our Test sites are located at Linkou District and Kwei Shan District. Location map can be found on our website http://www.icertifi.com.tw.

Linkou	**Kwei Shan**	**Kwei Shan Site II**
Tel: 886-2-2601-1640	Tel: 886-3-271-8666	Tel: 886-3-271-8640
No. 30-2, Ding Fwu Tsuen, Lin Kou District, New Taipei City, Taiwan, R.O.C.	No. 3-1, Lane 6, Wen San 3rd St., Kwei Shan District, Tao Yuan City 333, Taiwan, R.O.C.	No. 14-1, Lane 19, Wen San 3rd St., Kwei Shan District, Tao Yuan City 333, Taiwan, R.O.C.

If you have any suggestion, please feel free to contact us as below information.

Tel: 886-3-271-8666
Fax: 886-3-318-0155
Email: ICC_Service@icertifi.com.tw

═END═