

AWN1 Dipole Antenna Specification

Manufacturer: Lutron Electronics Co., Inc.

Tested By: Lutron Employee #504822

1. Antenna construction

The AWN1 antenna is a dipole constructed of formed metal elements. The antenna connection points are permanently attached to the DUT and cannot be modified or replaced by the user as they are inside the plastic enclosure.

2. Antenna Characteristics

No.	Item	Specification
1	Type	Dipole
2	Connection Type	Permanently Attached
3	Bandwidth	2402~2480 MHz
4	Peak Gain	1.0 dBi

3. Antenna Picture




Figure 1: AWN1 Dipole Antenna

4. Peak Gain and Pattern

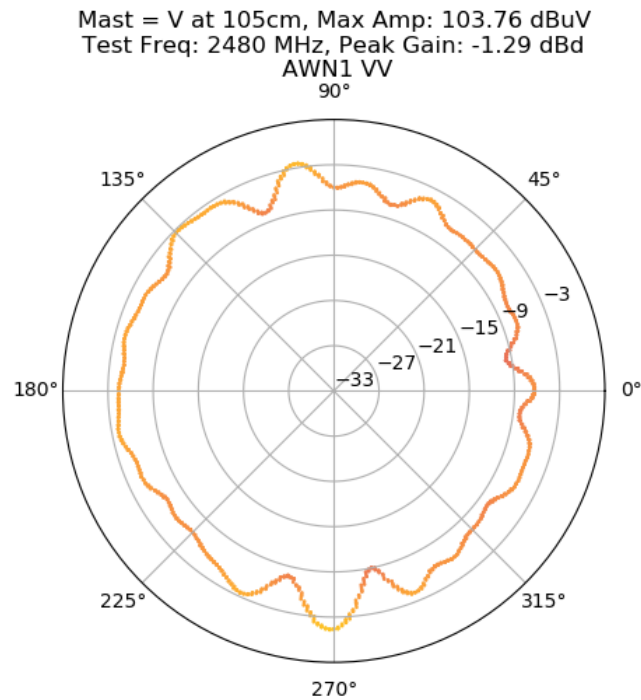


Figure 2: Peak Gain

Peak Gain dBi = -1.29dBd + 2.15dB = +0.86dBi

5. Test Site and Procedure

The antenna gain is measured at Lutron Electronics, in a 3-meter anechoic chamber and referenced to a certified 2450MHz dipole antenna. Measurements taken 12/14/2022.

6. Equipment List

Description	Make and Model	Calibrated	Calibration Due
Receiver	Keysight N9010B	9/7/2021	9/7/2024
Signal Generator	HP 8648C	9/15/2022	9/15/2025
Test Antenna	AH Systems SAS-521-7	validated at time of test	
Reference Dipole	ETS Lindgren 3125-2450	validated at time of test	

7. Test Setup Photograph




Figure 3: Awn1 Peak Gain Orientation