



Test Report S/N:	090104KBC-T556-E24C/E15B		
Test Date(s):	01Nov04 - 23Nov04		
Test Type:	FCC §2, §15.247, §22H, §24E	IC RSS-210/132/133	
Lab Registration(s):	FCC #714830	IC Lab File #3874	


B.6. SETUP PHOTOS

Photograph B-1 – AC Powerline Conducted Emission Configuration



Photograph B-2 – AC Powerline Conducted Emission Cable Placement




Applicant:	Itronix Corporation	Model:	IX260P-AC555BT	FCC ID:	KBCIX260P-AC555BT	IC ID:	1943A-IX260Pb
IX260+ Rugged Laptop PC with internal Sierra Wireless AC555 Dual-Band CDMA Modem & Cirronet BT2022 Bluetooth							
2004 Celltech Labs Inc		This document is not to be reproduced in whole or in part without the written permission of Celltech Labs Inc.					19 of 53

Test Report S/N:	090104KBC-T556-E24C/E15B	
Test Date(s):	01Nov04 - 23Nov04	
Test Type:	FCC §2, §15.247, §22H, §24E	IC RSS-210/132/133
Lab Registration(s):	FCC #714830	IC Lab File #3874

D.7. SETUP PHOTOGRAPHS

Photograph D-1 – 3115 Horn Antenna




D.8. DUT OPERATING DESCRIPTION

Measurements were made of the bands that may contain inter-modulation products with both the Bluetooth and CDMA radios transmitting. Measurements were made for each combination of low and high CDMA channel transmitting while the Bluetooth was in hopping mode. The Bluetooth power setting was set to worse case (highest recorded conducted power) with CDMA power settings equivalent to those described in the referenced single-transmit test reports.

D.9. TEST RESULTS


With the exception of the Cellular and PCS CDMA block-edge and Bluetooth band-edge measurements not adjacent to restricted bands, all significant inter-modulations products or representative noise floor levels were measured as they related to the restricted band limit. This comparison was worst-case (versus an out of band emission limit comparison) and is described in Appendix E of this report. The band-edge as described above is presented in the following tables. The CDMA block-edge is presented in Appendix H. All other spurious emissions are described in the appropriate sections in the individual reports referenced.

Applicant:	Itronix Corporation	Model:	IX260P-AC555BT	FCC ID:	KBCIX260P-AC555BT	IC ID:	1943A-IX260Pb
IX260+ Rugged Laptop PC with internal Sierra Wireless AC555 Dual-Band CDMA Modem & Cirronet BT2022 Bluetooth							
2004 Celltech Labs Inc		This document is not to be reproduced in whole or in part without the written permission of Celltech Labs Inc.					29 of 53

Test Report S/N:	090104KBC-T556-E24C/E15B	
Test Date(s):	01Nov04 - 23Nov04	
Test Type:	FCC §2, §15.247, §22H, §24E	IC RSS-210/132/133
Lab Registration(s):	FCC #714830	IC Lab File #3874

E.7. SETUP PHOTOGRAPHS


Photograph E-1 – 3115 Vertical Polarization (10 GHz – 18 GHz)



Photograph E-2 - Front of Radiated Emission Configuration




Photograph E-3 - Back of Radiated Emission Configuration



E.8. DUT OPERATING DESCRIPTION


Measurements were made of the bands that may contain inter-modulation products with both the Bluetooth and CDMA radios transmitting. Measurements were made for each combination of low and high CDMA channel transmitting while the bluetooth was in hopping mode. The bluetooth power setting was set to worse case (highest recorded conducted power) with CDMA power settings equivalent to those described in the referenced single-transmit test reports.

Applicant:	Itronix Corporation	Model:	IX260P-AC555BT	FCC ID:	KBCIX260P-AC555BT	IC ID:	1943A-IX260Pb
IX260+ Rugged Laptop PC with internal Sierra Wireless AC555 Dual-Band CDMA Modem & Cirronet BT2022 Bluetooth							
2004 Celltech Labs Inc		This document is not to be reproduced in whole or in part without the written permission of Celltech Labs Inc.					35 of 53

Test Report S/N:	090104KBC-T556-E24C/E15B	
Test Date(s):	01Nov04 - 23Nov04	
Test Type:	FCC §2, §15.247, §22H, §24E	IC RSS-210/132/133
Lab Registration(s):	FCC #714830	IC Lab File #3874

H.7. SETUP PHOTOGRAPHS


Photograph H-1 – 3115 Vertical Polarization



Photograph H-2 - Front of Radiated Emission Configuration



Photograph H-3 - Back of Radiated Emission Configuration




H.8. DUT OPERATING DESCRIPTION

Measurements were made of the bands that may contain inter-modulation products with both the Bluetooth and CDMA radios transmitting. Measurements were made for each combination of low and high CDMA channel transmitting while the Bluetooth was in hopping mode. The bluetooth power setting was set to worse case (highest recorded conducted power) with CDMA power settings equivalent to those described in the referenced single-transmit test reports.

H.9. TEST RESULTS

With the exception of the block-edge measurements, all significant inter-modulations products or representative noise floor levels were measured as they related to the FCC 15.205/209 restricted band limit. This comparison was worst-case (versus an out-of-band emission limit comparison) and is described in Appendix E of this report. The CDMA block-edge measurements are presented in the tables below. All other spurious emissions are described in the appropriate sections in the individual reports referenced.

Applicant:	Itronix Corporation	Model:	IX260P-AC555BT	FCC ID:	KBCIX260P-AC555BT	IC ID:	1943A-IX260Pb
IX260+ Rugged Laptop PC with internal Sierra Wireless AC555 Dual-Band CDMA Modem & Cirronet BT2022 Bluetooth							
2004 Celltech Labs Inc		This document is not to be reproduced in whole or in part without the written permission of Celltech Labs Inc.					50 of 53