

REVISION TABLE

Change Point	Ref. PN.	PN.	Part Description	Date	Change Notes	Author

Printing Colors



PANTONE 2728 C



PANTONE 715 C



C:0,M:0,Y:0,K:100



C:75,M:0,Y:100,K:0



C:73,M:13,Y:9,K:0



C:0,M:100,Y:100,K:0

Air 4980 / Air 4985 / Generic / Single Pack
(Printed Material Specification)

Flat dimension	210mm x 148mm
Dimension after binding	105mm x 148mm (A6)
Pages	8 pages
Cover Printing Color	colour printing
Inner Printing Color	colour printing
Cover page Material	128g copperplate paper
Inner pages Material	128g copperplate paper
Cover Pages Coating	varnishing
Inner pages Coating	varnishing
Binding & Folding Process	Booklet type folding & 2 pcs stable biding
Output lpi	200 lpi
Tolerance	L*W+1mm/-1mm
Color Tolerance	$\Delta E=2$ for Pantone $\Delta E=3$ for CMYK
PART NUMBER	MP-0000073406




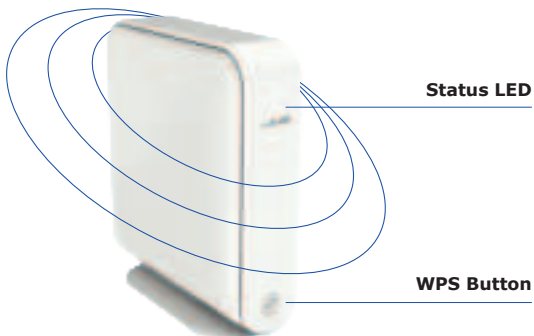
Wi-Fi 6E Smart Mesh System

User Manual

Air 4980 / Air 4985



Wi-Fi 6E Smart Mesh System



* Ethernet (Internet) cable from your Internet Service Provider or modem should be plugged into WAN ethernet port of Air 4980 / Air 4985 device.



Please remove the protective plastic on the products before installation.

INSTALLATION

To install the Airties Wireless devices, please download **"Airties Vision"** application on your mobile device by scanning this QR code.

Please follow the instructions in the mobile application to complete your setup.





TIPS FOR BEST PERFORMANCE

- Keep devices away from:
 - Potential sources of electrical interference. Equipment that may potentially cause interference include home security systems, microwaves and consumer electronic devices.
 - Large metal surfaces and objects.
 - Sources and areas of heat such as ovens and sun rooms as well as direct sun light.
- Please make sure to remove the protective plastic on the device before first use.
- Please use the device in upright position. The openings are provided for ventilation, do not block or cover openings.
- Your device is designed to work indoors and under room temperature conditions only. Avoid placing the device to very cold, very hot, very humid or very dry locations inside your home.
- To change advanced settings on your device, you can access web UI with the credentials below by typing **<http://masternode.local>** in the address field of your browser and press enter to display the login window:
 - Username: admin
 - Password: Admin123



RETURNING TO FACTORY SETTINGS



To return the device to factory settings, press down on the reset button (in the small opening on the back shown above) for 5 seconds and release. A metal paperclip (with an extended tip) or strong toothpick are typically good choices for this task. When the reset process is triggered, the LED in the front will “blink rapidly” and the device will reboot to factory settings.

PRODUCT NOTICES

- Operational modes:

2.4 GHz: 802.11b, 802.11g, 802.11n (HT20), 802.11n (HT40), 802.11ax (HE20), 802.11ax (HE40)

5 GHz: 802.11a, 802.11n (HT20), 802.11n (HT40), 802.11ac (VHT20), 802.11ac (VHT40), 802.11ac (VHT80), 802.11ac (VHT160), 802.11ax (HE20), 802.11ax (HE40), 802.11ax (HE80), 802.11ax (HE160)

6 GHz: 802.11ax (HE20), 802.11ax (HE40), 802.11ax (HE80), 802.11ax (HE160)



TROUBLESHOOTING

Condition	LED Color	LED Behavior	Timing
Power OFF	OFF	-	
Power ON, booting	White	Blinking	
Wireless network healthy	Green	Blinking	50 milliseconds OFF 5 seconds ON
Device configured as single wireless access point	Green	Solid	
Unconfigured mesh device	Blue	Blinking	4 seconds OFF 4 seconds ON
Weak connection to the wireless mesh network	Red	Solid	
No Internet	Red	Blinking	1/2 second OFF 1/2 second ON
Software upgrade	Blue	Blinking	1/2 second OFF 1/2 second ON



Explanation	Recommended Action(s)
Device is turned off.	Make sure the power button on the back is pressed and power supply unit is connected to the device.
	No action required. If the device was just powered on, please wait for at least 2 minutes for the device to boot up.
LED is steady green with a short blink every 5 seconds.	No action required.
Device is connected to the router/gateway with an ethernet cable and acts as a wireless access point. No other mesh devices are configured in the network.	No action required, more mesh devices can be added to the wireless mesh network if needed.
Device is not configured and connected to the wireless mesh network.	Configure the device using Airties Vision app.
	Bring device closer to another device in the wireless mesh network.
Your internet connection is down.	Please check WAN ethernet cable connection between your modem and Air 4980 / Air 4985 device. If the issue persists, contact your Internet Service Provider.
Device is retrieving the latest software.	Wait for the upgrade to complete. Device will automatically start with the latest software.

MP-00000XXXXX



REV21012022



Regulatory Statements & Safety Instructions

The following instructions apply to the "Product" which includes:

Product: Airties Connect 200

Model No: Air 4985

and its accessories (cables, power supply, etc.)

Please read these guidelines carefully and keep the document for your reference. Product warranty is void if you do not follow the below guidelines

⚠ WARNING: Do not use this product near water, for example, in a wet basement or near a swimming pool.

⚠ WARNING: Avoid using this product during an electrical storm. There may be a remote risk of electric shock from lightning.

⚠ WARNING: The power plug is designed to act as a disconnect device. The indoor power outlet must be easily accessible. This Product is intended for indoor use only.

You must be careful when using the device near personal medical devices, such as pacemakers and hearing aids. All wireless products are sensitive to interference which may affect their performance.

This device is not intended for use by young children. This device contains small parts which are a choking hazard.

CE RF Exposure: In line with RF exposure guidelines, the device must be used at least 20cm away from the body. Failure to observe these instructions could result in RF exposure exceeding the relevant guidelines.

The product should not be used in areas that present a risk of explosion or an explosive atmosphere. Such environments may include, but are not limited to, petrol stations, boats, storage facilities and transportation units for chemicals, and anywhere the air may contain chemicals or large quantities of particles such as grain, dust, or metal.

Installation and Placement

- This product must not be installed or placed in a location subject to direct sunlight, direct heat or excessive moisture.
- This product must not be installed or used in areas that are not sufficiently ventilated or that build up excessive heat. Do not cover or block the ventilation slots of the device.
- Use only approved accessories and power adapter.
- Do not connect with incompatible products or accessories.

Product Maintenance and Handling

- The only way to completely turn off the power is to unplug the product. Always unplug before any kind of cleaning or maintenance of the product.
- Clean with a damp cloth, avoid aerosol and liquid cleaners.
- Handle the product carefully to avoid damage.

• Do not attempt to disassemble and repair the product, its power adapter, or cables.

• Never push objects of any kind into this device through any openings other than the "RESET" hole as they may touch voltage points or short cut parts which could result in fire, explosion, or electric shock and permanently damage the product or cause injury.

• Do not expose your device or its accessories to extreme temperatures, keep within the range of minimum 0° (32 F) and maximum 40° (104 F) degrees Celsius.

Hereby, Airties declares that this device is in compliance with Directive 2014/53/EU.

The full text of the EU Declaration of Conformity (DoC) is available at the following internet address:

<https://airties.com/declarations-of-conformity>
(Please click on the model to view the relevant document)

• Under the following conditions, your Product must be repaired by a qualified electrician:

- If the power adapter or cable is damaged.
- If the product has been exposed to rain or other moisture.
- If the product does not operate as expected when following usage instructions.
- If the product has been dropped or is visibly damaged.
- You notice a distinct change in performance that indicates a need for maintenance.

This equipment is subject to certain restrictions, 5150 to 5350 MHz and 5945 to 6425 MHz frequency range is restricted to indoor use when it is used in the following countries:

Belgium (BE), Bulgaria (BG), Czech (CZ), Denmark (DK), Germany (DE), Estonia (EE), Ireland (IE), Greece (EL), Spain (ES), France (FR), Croatia (HR), Italy (IT), Cyprus (CY), Latvia (LV), Lithuania (LT), Luxembourg (LU), Hungary (HU), Malta (MT), Netherlands (NL), Austria (AT), Poland (PL), Portugal (PT), Romania (RO), Slovenia (SI), Slovakia (SK), Finland (FI), Sweden (SE), United Kingdom (Northern Ireland) (UK(NI)), Turkey (TR), Norway (NO), Switzerland (CH), Iceland (IS), Liechtenstein (LI).

Compliance with 2014/53/EU Radio Equipment Directive (RED): In accordance with Article 10.8(a) and 10.8(b) of the RED, the following table provides information on the frequency bands used and the maximum RF transmit power of Airties wireless products for sale in the EU:

Frequency range (MHz)	Channels used	Max. Transmit Power (dBm/mW)
2400-2483.5	1-13	OFDM: 19,9dBm (97.7mW) CCK: 17,9dBm (61.7mW)
5150-5250	36-48	22,9dBm (195mW)
5250-5350	52-64	22,9dBm (195mW) with TPC 19,9dBm (97.7mW) without TPC
5470-5725	100-140	29,9dBm (977mW) with TPC 26,9dBm (490mW) without TPC
5945-6425	1-93	22,9dBm (195mW)


TPC = Transmit Power Control, a mechanism that reduces transmitting power to minimize interference for nearby networks.

ENERGY CONSUMPTION INFORMATION in standby mode (According to the Guideline 2009 / 125 / EC of the European Parliament): 8W.

REVISION TABLE

Change Point	Ref. PN.	PN.	Part Description	Date	Change Notes	Author
		MP-0000xxxxx	RSI, 4980, Clarifi, EN, Color, Single, R0, v0	26.10.2022	Initial Release	MB

NOT PRINTING !!!
There ARE INFORMATION ABOUT CUTTING LINE AND FOLDING MARKS.



Air 4985 / CLARIFI / EU_US_CA / Regulatory Statements & Safety Instructions (RSI) (Printed Material Specification)	
Flat dimension	320mm x 120mm
Dimension after binding	80mm x 30mm
Pages	One page /Double side
Printing Color	colour printing
Page Material	80-100 gr writing paper
Pages Coating	No coating
Printing Technique	Offset printing / 100% vegetal ink
Binding & Folding Process	Accordion type folding
Output lpi	200 Lpi
Tolerance	L*W:+1mm/-1mm
Color Tolerance	ΔE=2 for Pantone ΔE=3 for CMYK
PART NUMBER	MP-0000074164

Attention!
Safety instructions must be FSC compliant, must contain at least 70% of recyclable fibres. Ideally safety instructions must be recycled and recyclable.

Safety instructions must be printed with a 100% vegetal ink.

Printing Colors



Pantone 2728C



C:0, M:0, Y:0, K:100



Pantone 715C

THIS PAGE NOT PRINTING!
THIS PAGE INFORMATION FOR THE PAGE FOLDING.





Recycling of electrical and electronic equipment Product Recycling



This symbol indicates the obligation of separate collection of electrical and electronic equipment and differentiation from other waste. Hazardous substances contained in electrical and electronic equipment and their improper use may have adverse effects on the environment and human health. Once out of use, this product should be disposed of separately from regular household waste streams. Please follow your local and national guidelines for the responsible disposal of electronic waste when the product's lifecycle is over.

FCC Compliance

This device complies with Part 15 of the FCC Rules. Operation is subject to the following two conditions: (1) This device may not cause harmful interference, and (2) this device must accept any interference received, including interference that may cause undesired operation.

This product has been tested and complies with the specifications for a Class B digital device, pursuant to Part 15 of the FCC Rules. These limits are designed to provide reasonable protection against harmful interference in a residential installation. This equipment generates, uses, and can radiate radio frequency energy and, if not installed and used according to the instructions, may cause harmful interference to radio communications. However, there is no guarantee that interference will not occur in a particular installation.

If this equipment does cause harmful interference to radio or television reception, which is found by turning the equipment off and on, the user is encouraged to try

to correct the interference by one or more of the following measures:

- Reorient or relocate the receiving antenna.
- Increase the separation between the equipment and devices.
- Connect the equipment into an outlet on a circuit different from that to which the receiver is connected.
- Consult a dealer or an experienced radio/TV technician for assistance.

FCC Caution

The grantee is not responsible for any changes or modifications not expressly approved by the party responsible for compliance. Such modifications could void the user's authority to operate the equipment.

2.4 GHz operation of this product in the USA/CA is firmware limited to channels 1 through 11.

The operation of this is prohibited on oil platforms, cars, trains, boats, and aircraft, except the device is permitted in large aircraft while flying above 10,000 feet.

Operation of transmitters in the 5.915-7.125 GHz band is prohibited for control of or communication with unmanned aircraft systems.

This device is restricted for indoor use.

FCC Radiation Exposure Statement

This equipment complies with FCC radiation exposure limits set forth for an uncontrolled environment.

This equipment should be installed and operated with minimum distance 45cm between the radiator and your body. This device and its antennas(s) must not be co-located or operating in conjunction with any other antenna or transmitter except in accordance with FCC multi-transmitter product procedures.

IC Statement

This device contains licence-exempt transmitter(s)/ receiver(s) that comply with Innovation, Science and Economic Development Canada's licence-exempt RSS(s). Operation is subject to the following two conditions:

(1) This device may not cause interference.

(2) This device must accept any interference, including interference that may cause undesired operation of the device.

Cet appareil contient des émetteurs / récepteurs exempts de licence qui sont conformes au (x) RSS (s) exemptés de licence d'Innovation, Sciences et Développement économique Canada. L'opération est soumise aux deux conditions suivantes:

(1) Cet appareil ne doit pas provoquer d'interférences.

(2) Cet appareil doit accepter toute interférence, y compris les interférences susceptibles de provoquer un fonctionnement indésirable de l'appareil.

The device for operation in the band 5150-5250 MHz is only for indoor use to reduce the potential for harmful interference to co-channel mobile satellite systems.

Les dispositifs fonctionnant dans la bande 5150-5250 MHz sont réservés uniquement pour une utilisation à l'intérieur afin de réduire les risques de brouillage préjudiciable aux systèmes de satellites mobiles utilisant les mêmes canaux.

Operation on oil platforms, cars, trains, boats and aircraft shall be prohibited except for on large aircraft flying above 10,000 ft.

Utilisation interdite à bord de plateformes de forage pétrolier, de voitures, de trains, de bateaux et d'aéronefs, sauf à bord d'un gros aéronef volant à plus de 10 000 pieds d'altitude.

For indoor use only.

Pour une utilisation en intérieur uniquement.

IMPORTANT NOTE

IC Radiation Exposure Statement

This equipment complies with IC RSS-102 radiation exposure limits set forth for an uncontrolled environment. This equipment should be installed and operated with minimum distance 26 cm between the radiator & your body.

Cet équipement est conforme aux limites d'exposition aux rayonnements IC établies pour un environnement non contrôlé. Cet équipement doit être installé et utilisé avec un minimum de 26 cm de distance entre la source de rayonnement et votre corps.

Open Source Software

The Product contains Open Source Software. Detailed information on the applicable licenses and license terms can be found on the device's user interface.

To obtain a copy of said source code. Please contact osrb@airties.com

Additional safety, compliance, recycling and other important information regarding your device can be reached at www.airties.com/sustainability

Third-Party Software or Firmware

The use of software or firmware not supported/provided by Airties products may result in the equipment no longer being compliant with the regulatory requirements.

MP-00000xxxxx



REV26102022